Powered by tuya Intelligence Inside

Flower Care

HHCC

Made in China

Product Introduction

Flower Care tracks light, temperature, soil moisture and soil nutrition in real time by connecting with the mobile phone, so as to provide you with intimate plant maintenance data and reference.

Product Appearance

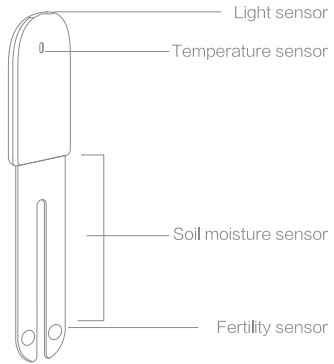

Software Installation

The product has been connected to the "Smart Life" platforms. It can be interconnected with other products through the Bluetooth Hubs.
Search "Smart Life" in the app store or scan the QR code on the outer package or manual to download and install the app; For the initial usage, please click the "register" button to create your account; If you have had an account, then please click the "login" button.

To use the product

1. Open the back cover of the Flower Care, take out the insulation sheet inside the battery compartment, replace the cover.

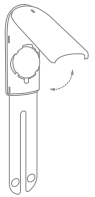

2. Insert the Flower Care into flowerpot or garden soil. Water the soil if it is too dry before re-inserting.

3. Turn on Bluetooth of smart phone, click the + sign at the upper right corner in Smart Life Client and follow the hints to add Flower Care.(When the connection is successful, the light sensor will blink 2 times)



Notes

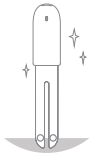

Please keep the surface clean before inserting into

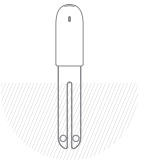

Please make sure at least 2/3of soil moisture sensor sectionbe inserted into the soil

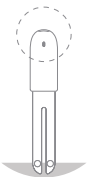

Please remove all obstructions to the light probe

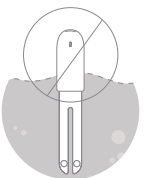

Never immerse the sectionabove moisture sensors in water

Further notes

This product contains a battery

1. Keep the battery out of the reach of children.
2. Rain or water immersion will cause the product to malfunction.
3. Do not heat, put heavy load on, destroy the battery pack.
4. When the battery runs out or if the product is stored for long time, remove the batteries. When applicable, waste battery disposal should be according to local regulations.
5. Replacement batteries need to meet the specification indicated in the manual.

Terms of Warranty

The after-sales service of products will be strictly in accordance with Three Guarantees as specified by Law of the People's Republic of China on the Protection of Consumer Rights and Interests, and Product Quality Law of the People's Republic of China with details as follows:

1. Unconditional return within 7 days (Purchase via online retailer), while the user will bear transportation costs.
2. For any of the product defects listed in Product Defect List, once verified, the following services are available free of charge.

Service Type	Service Policy
Return	Return of product with quality problems within 7 days from thedate of receipt of product
Exchange	Exchange of product with quality problems within 15 days from the date of receipt of product
Repair	Repair of product with quality problems within 1 year from the date of receipt of product

Product Defect List	
Flower Care	Malfunction of Bluetooth of the product
	Product sensor does not work

Warranty Exemption

1. Unauthorized repair, misuse, collision, negligence, abuse, liquid ingression, accident, alteration, improper use of foreign parts or accessories, or torn, altered labels / false-proof seal;
2. Out of Three Guarantees' warranty period;
3. Damages caused by force majeure;
4. Those other than the defects listed in the Product Defect List;
5. Any personal reasons that cause the product or accessory to exhibit defects listed in the Product Defect List.

Name and content of hazardous substances in the products

Item Name	Hazardous Substances					
	Lead (Pb)	Mercury (Hg)	Cadmium (Cd)	Hexavalent chromium (Cr(VI))	Polybrominated biphenyls (PBB)	Polybrominated diphenyl ethers (PBDE)
White plastic case	○	○	○	○	○	○
Hard plastic	○	○	○	○	○	○
Metal	○	○	○	○	○	○
PCB board	×	○	○	○	○	○

This form is prepared in accordance with the provisions of SJ / T 11364.

○: Indicates that the amount of this toxic or hazardous substance in all homogeneous materials under this item are below the limit required by GBT 26572 – 2011 Requirement on Usage Limit of Restricted Substances in Electrical and Electronic Products.

×: Indicates that the amount of this toxic or hazardous substance in at least one homogeneous materials under this item are above the limit required by GBT 26572 – 2011 Requirement on Usage Limit of Restricted Substances in Electrical and Electronic Products.

Product Model: HHCCJCY10
Applicable Standards: Q/CYHHC0003– 2017
Dimensions: 120·5 X 24·5 X12·5 mm
Bluetooth Version: 5.0
Power Source: 3V
Battery: CR2032 button battery
FCC ID: 2AJEPHHCCJCY10

Manufacturer: HHCC Plant Technology Co., Ltd
Address: RM 626, 6F, Zhongguoleshili, 6-5-19 Chuang, #35 Xiaoyun Road, Chaoyang, Beijing, China

FCC WARNING:

This equipment may generate or use radio frequency energy. Changes or modifications to this equipment may cause harmful interference unless the modifications are expressly approved in the instruction manual. The user could lose the authority to operate this equipment if an unauthorized change or modification is made.

This device complies with part 15 of the FCC Rules. Operation is subject to the following two conditions:

(1) This device may not cause harmful interference, and
(2) this device must accept any interference received, including interference that may cause undesired operation.

The device has been evaluated to meet general RF exposure requirement. The device can be used in portable exposure condition without restriction.

NOTE:

This equipment has been tested and found to comply with the limits for a Class B digital device, pursuant to part 15 of the FCC Rules. These limits are designed to provide reasonable protection against harmful interference in a residential installation. This equipment generates, uses and can radiate radio frequency energy and, if not installed and used in accordance with the instructions, may cause harmful interference to radio communications. However, there is no guarantee that interference will not occur in a particular installation. If this equipment does cause harmful interference to radio or television reception, which can be determined by turning the equipment off and on, the user is encouraged to try to correct the interference by one or more of the following measures:

- Reorient or relocate the receiving antenna.
- Increase the separation between the equipment and receiver.
- Connect the equipment into an outlet on a circuit different from that to which the receiver is connected.
- Consult the dealer or an experienced radio / TV technician for help.
- The rating information is located at the bottom of the unit.