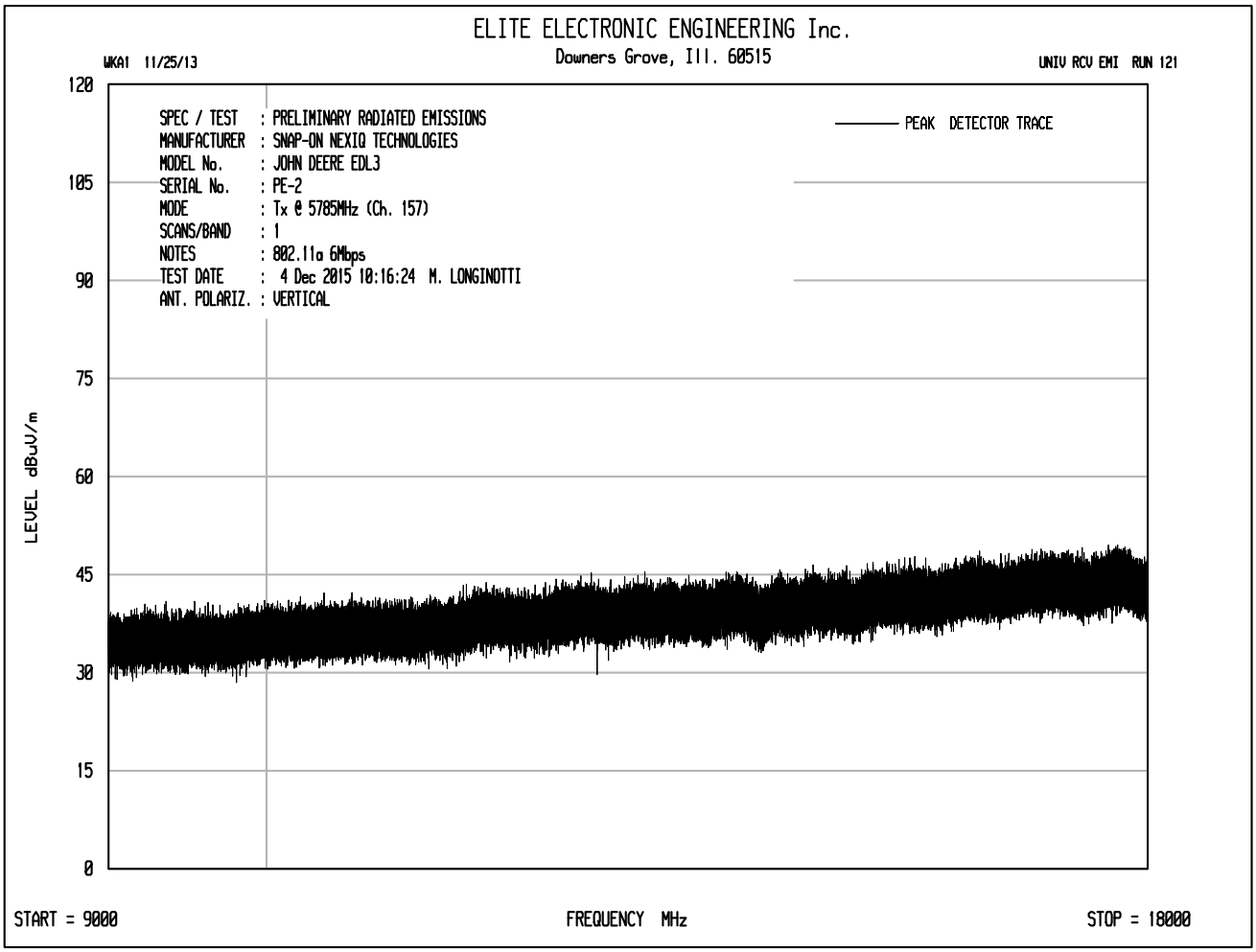
ELITE ELECTRONIC ENGINEERING Inc.
Downers Grove, Ill. 60515
WKA1 11/25/13
UNIV RCV EMI RUN 121
SPEC / TEST : PRELIMINARY RADIATED EMISSIONS
MANUFACTURER : SNAP-ON NEXIQ TECHNOLOGIES
MODEL No. : JOHN DEERE EDL3
SERIAL No. : PE-2
MODE : Tx @ 5785MHz (Ch. 157)
SCANS/BAND : 1
NOTES : 802.11a 6Mbps
TEST DATE : 4 Dec 2015 10:16:24 M. LONGINOTTI
ANT. POLARIZ. : VERTICAL
PEAK DETECTOR TRACE
LEVEL dBuV/m
120
105
90
75
60
45
30
15
0
START = 9000
FREQUENCY MHz
STOP = 18000

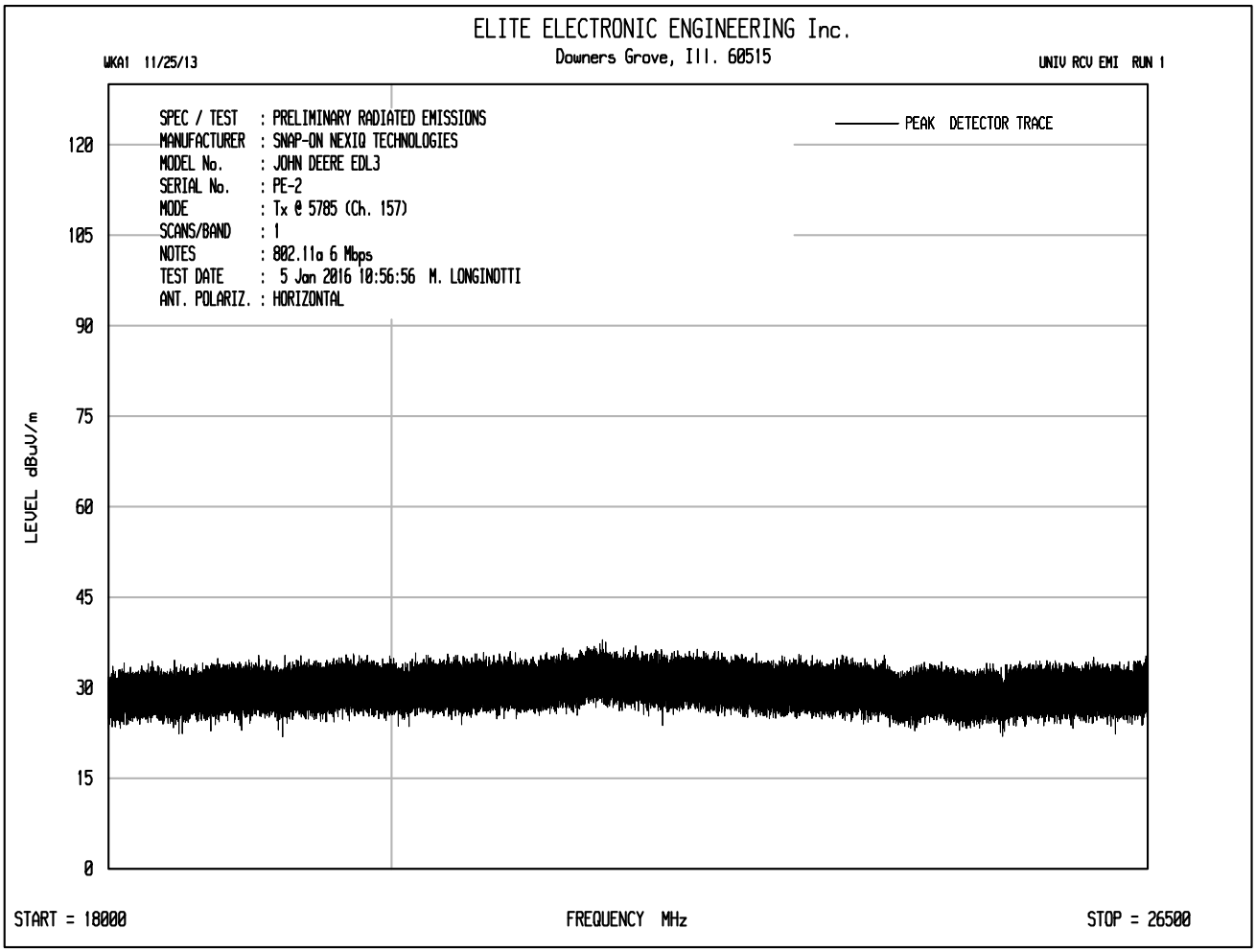
ELITE ELECTRONIC ENGINEERING Inc.
Downers Grove, Ill. 60515
WKA1 11/25/13
UNIV RCV EMI RUN 1
SPEC / TEST : PRELIMINARY RADIATED EMISSIONS
MANUFACTURER : SNAP-ON NEXIQ TECHNOLOGIES
MODEL No. : JOHN DEERE EDL3
SERIAL No. : PE-2
MODE : Tx @ 5785 (Ch. 157)
SCANS/BAND : 1
NOTES : 802.11a 6 Mbps
TEST DATE : 5 Jan 2016 10:56:56 M. LONGINOTTI
ANT. POLARIZ. : HORIZONTAL
PEAK DETECTOR TRACE
LEVEL dBuV/m
120
105
90
75
60
45
30
15
0
START = 18000
FREQUENCY MHz
STOP = 26500

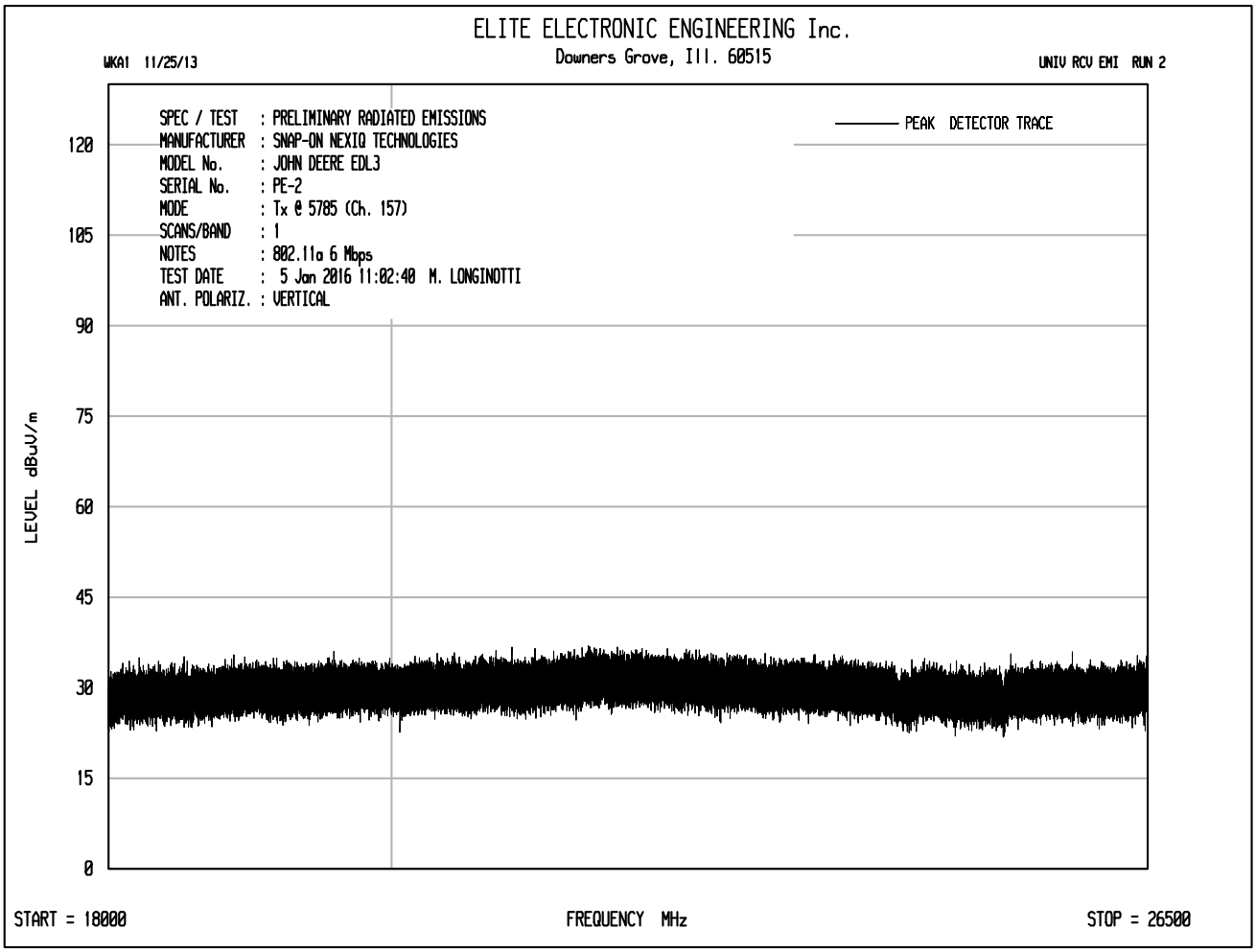
ELITE ELECTRONIC ENGINEERING Inc.
Downers Grove, Ill. 60515
WKA1 11/25/13
UNIV RCV EMI RUN 2
SPEC / TEST : PRELIMINARY RADIATED EMISSIONS
MANUFACTURER : SNAP-ON NEXIQ TECHNOLOGIES
MODEL No. : JOHN DEERE EDL3
SERIAL No. : PE-2
MODE : Tx @ 5785 (Ch. 157)
SCANS/BAND : 1
NOTES : 802.11a 6 Mbps
TEST DATE : 5 Jan 2016 11:02:40 M. LONGINOTTI
ANT. POLARIZ. : VERTICAL
PEAK DETECTOR TRACE
LEVEL dBuV/m
120
105
90
75
60
45
30
15
0
START = 18000
FREQUENCY MHz
STOP = 26500

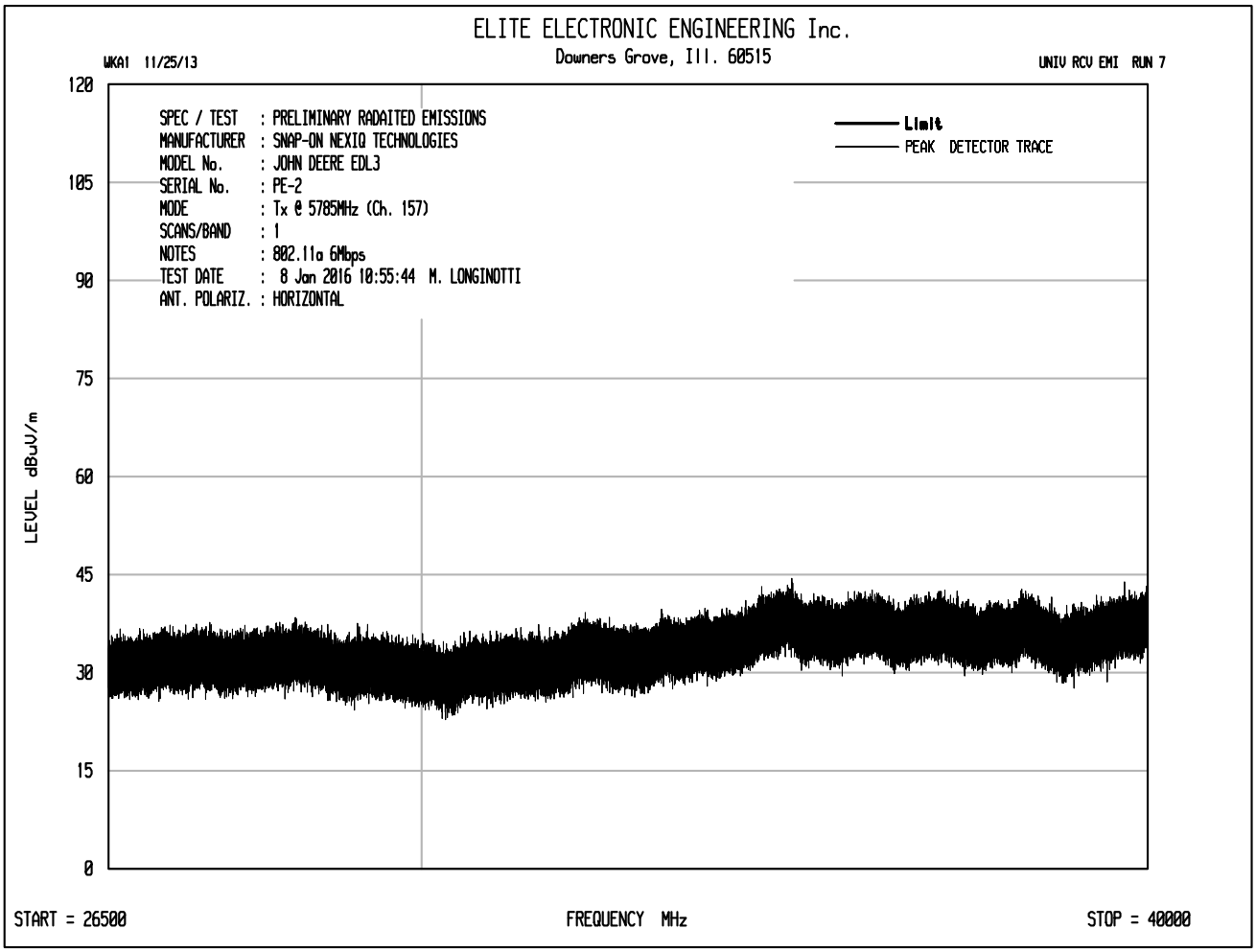
ELITE ELECTRONIC ENGINEERING Inc.
Downers Grove, Ill. 60515
WKA1 11/25/13
UNIV RCV EMI RUN 7
SPEC / TEST : PRELIMINARY RADAITED EMISSIONS
MANUFACTURER : SNAP-ON NEXIQ TECHNOLOGIES
MODEL No. : JOHN DEERE EDL3
SERIAL No. : PE-2
MODE : Tx @ 5785MHz (Ch. 157)
SCANS/BAND : 1
NOTES : 802.11a 6Mbps
TEST DATE : 8 Jan 2016 10:55:44 M. LONGINOTTI
ANT. POLARIZ. : HORIZONTAL
Limit
PEAK DETECTOR TRACE
LEVEL dBuV/m
120
105
90
75
60
45
30
15
0
START = 26500
FREQUENCY MHz
STOP = 40000

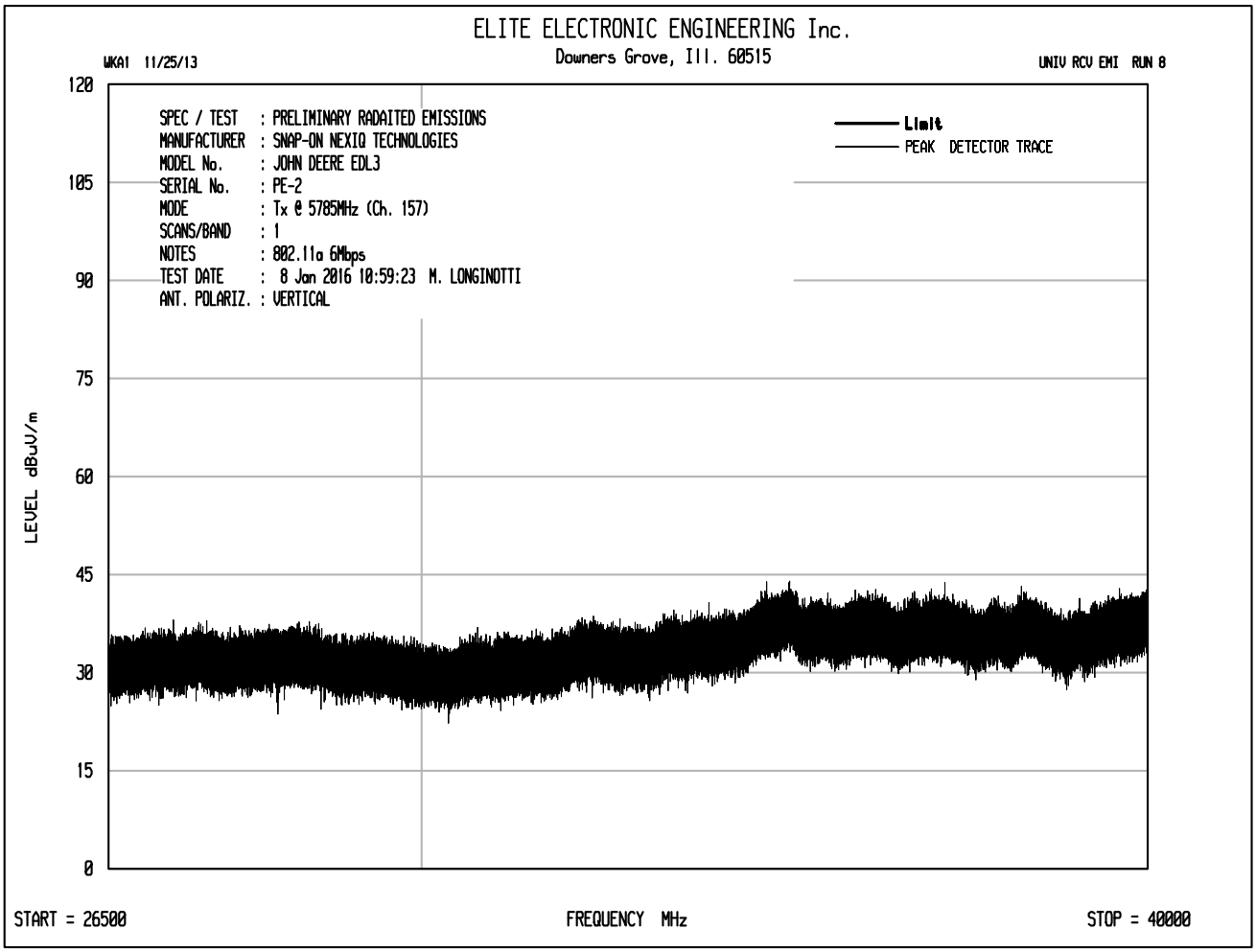
ELITE ELECTRONIC ENGINEERING Inc.
Downers Grove, Ill. 60515
WKA1 11/25/13
UNIV RCV EMI RUN 8
SPEC / TEST : PRELIMINARY RADAITED EMISSIONS
MANUFACTURER : SNAP-ON NEXIQ TECHNOLOGIES
MODEL No. : JOHN DEERE EDL3
SERIAL No. : PE-2
MODE : Tx @ 5785MHz (Ch. 157)
SCANS/BAND : 1
NOTES : 802.11a 6Mbps
TEST DATE : 8 Jan 2016 10:59:23 M. LONGINOTTI
ANT. POLARIZ. : VERTICAL
Limit
PEAK DETECTOR TRACE
LEVEL dBuV/m
120
105
90
75
60
45
30
15
0
START = 26500
FREQUENCY MHz
STOP = 40000

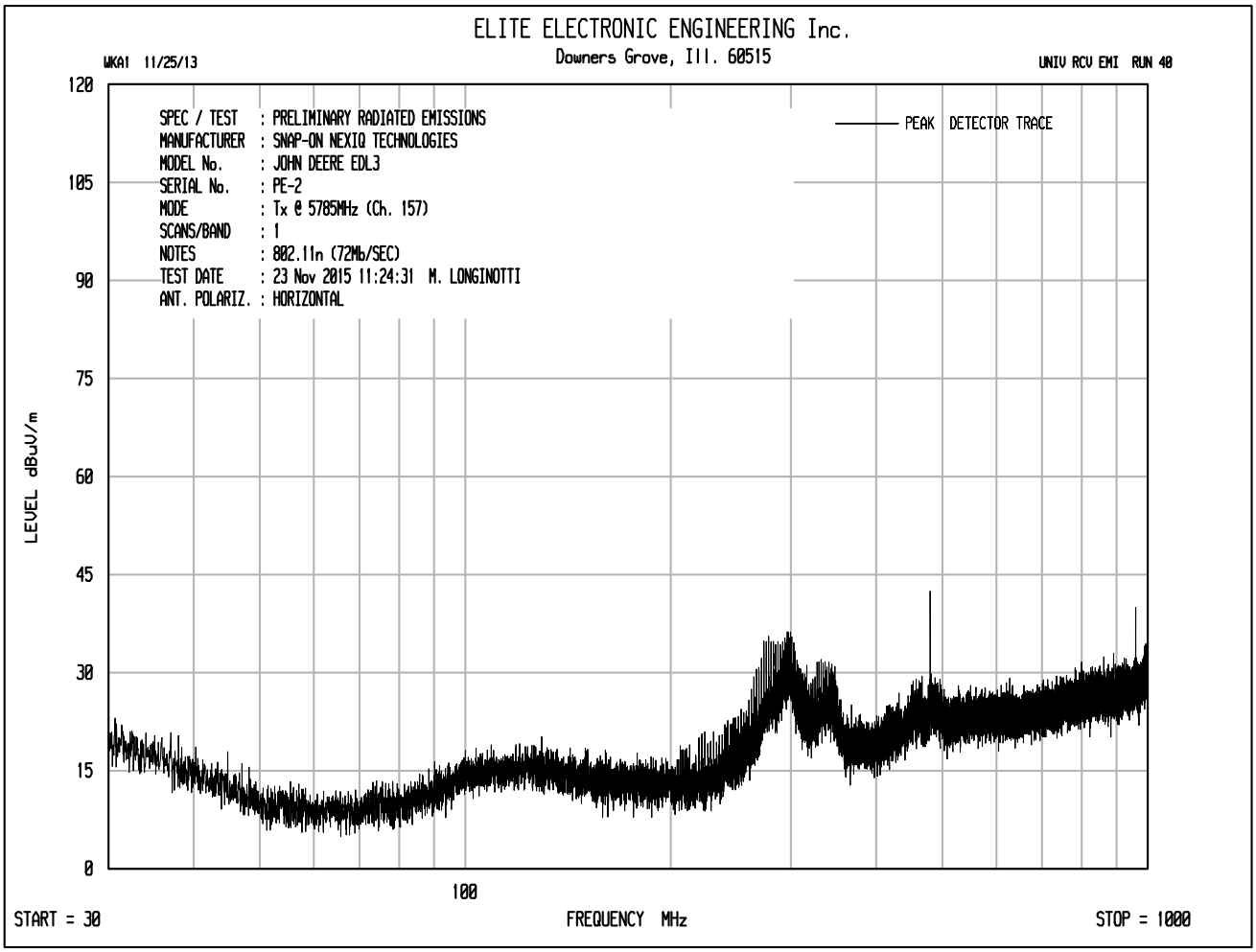
ELITE ELECTRONIC ENGINEERING Inc.
Downers Grove, Ill. 60515
WKA1 11/25/13
UNIV RCV EMI RUN 40
SPEC / TEST : PRELIMINARY RADIATED EMISSIONS
MANUFACTURER : SNAP-ON NEXIQ TECHNOLOGIES
MODEL No. : JOHN DEERE EDL3
SERIAL No. : PE-2
MODE : Tx @ 5785MHz (Ch. 157)
SCANS/BAND : 1
NOTES : 802.11n (72Mb/SEC)
TEST DATE : 23 Nov 2015 11:24:31 M. LONGINOTTI
ANT. POLARIZ. : HORIZONTAL
PEAK DETECTOR TRACE
LEVEL dBuV/m
120
105
90
75
60
45
30
15
0
100
START = 30
FREQUENCY MHz
STOP = 1000

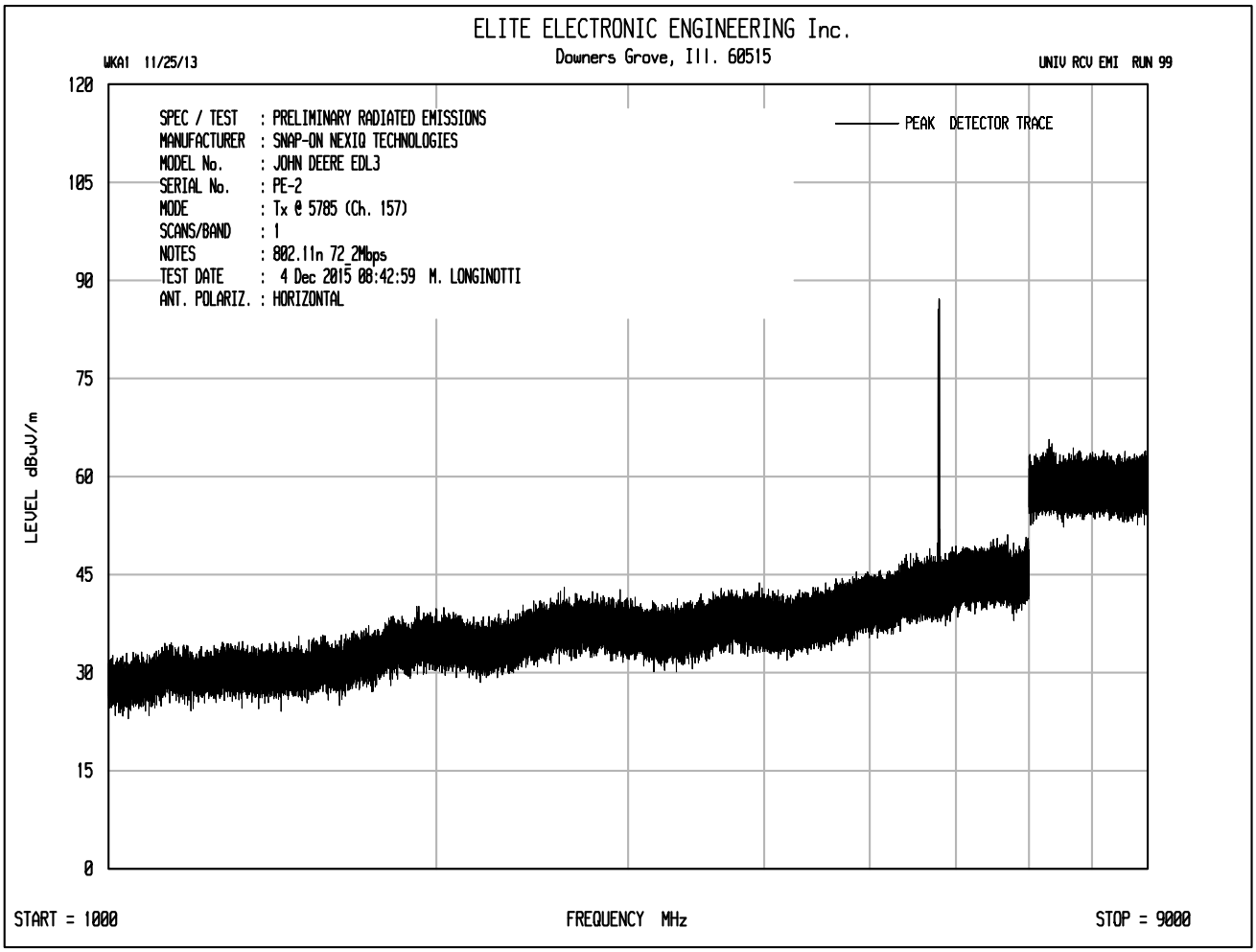
ELITE ELECTRONIC ENGINEERING Inc.
Downers Grove, Ill. 60515
WKA1 11/25/13
UNIV RCV EMI RUN 99
SPEC / TEST : PRELIMINARY RADIATED EMISSIONS
MANUFACTURER : SNAP-ON NEXIQ TECHNOLOGIES
MODEL No. : JOHN DEERE EDL3
SERIAL No. : PE-2
MODE : Tx @ 5785 (Ch. 157)
SCANS/BAND : 1
NOTES : 802.11n 72.2Mbps
TEST DATE : 4 Dec 2015 08:42:59 M. LONGINOTTI
ANT. POLARIZ. : HORIZONTAL
PEAK DETECTOR TRACE
LEVEL dBuV/m
120
105
90
75
60
45
30
15
0
START = 1000
FREQUENCY MHz
STOP = 9000

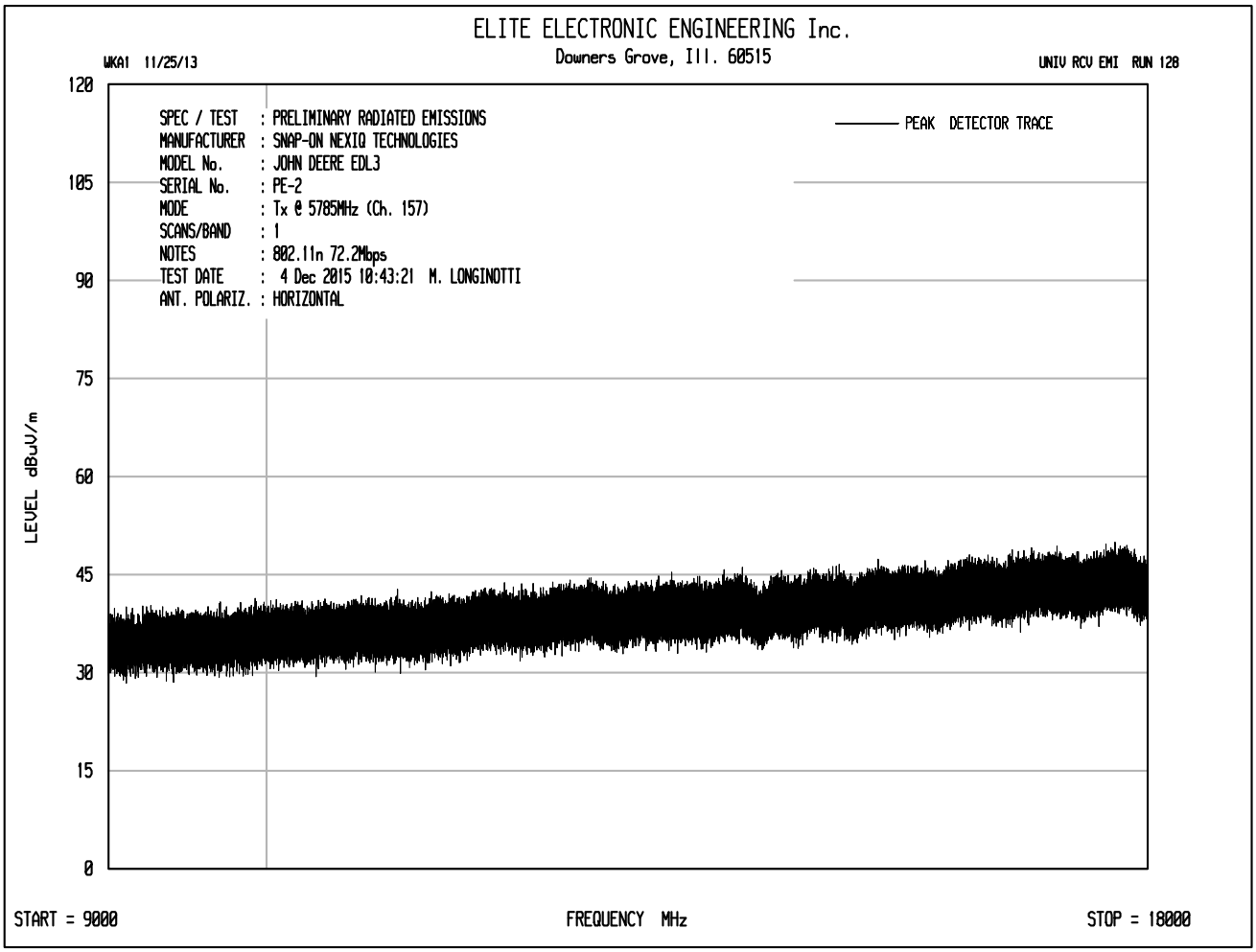
ELITE ELECTRONIC ENGINEERING Inc.
Downers Grove, Ill. 60515
WKA1 11/25/13
UNIV RCV EMI RUN 128
SPEC / TEST : PRELIMINARY RADIATED EMISSIONS
MANUFACTURER : SNAP-ON NEXIQ TECHNOLOGIES
MODEL No. : JOHN DEERE EDL3
SERIAL No. : PE-2
MODE : Tx @ 5785MHz (Ch. 157)
SCANS/BAND : 1
NOTES : 802.11n 72.2Mbps
TEST DATE : 4 Dec 2015 10:43:21 M. LONGINOTTI
ANT. POLARIZ. : HORIZONTAL
PEAK DETECTOR TRACE
LEVEL dBuV/m
120
105
90
75
60
45
30
15
0
START = 9000
FREQUENCY MHz
STOP = 18000

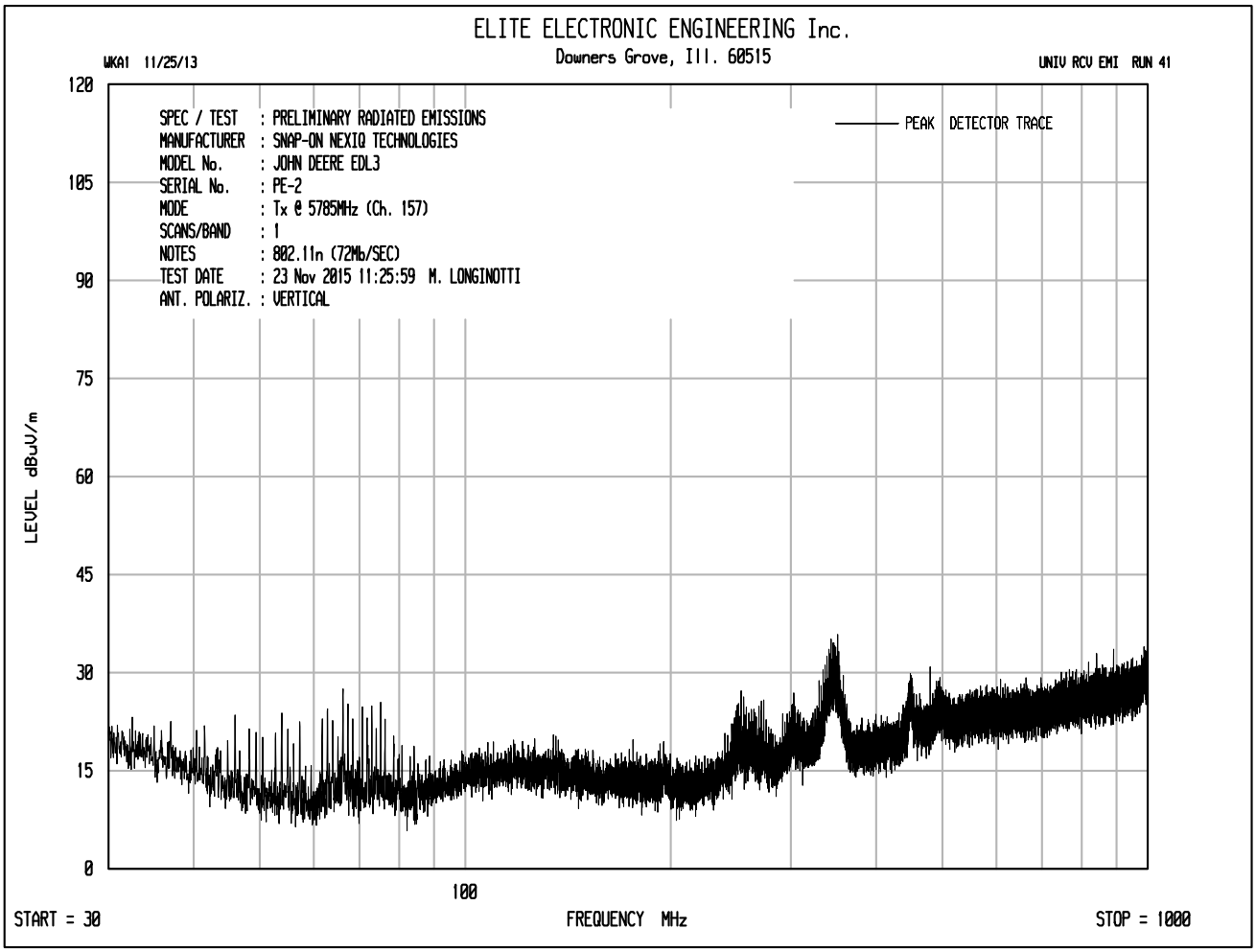
ELITE ELECTRONIC ENGINEERING Inc.
Downers Grove, Ill. 60515
WKA1 11/25/13
UNIV RCV EMI RUN 41
SPEC / TEST : PRELIMINARY RADIATED EMISSIONS
MANUFACTURER : SNAP-ON NEXIQ TECHNOLOGIES
MODEL No. : JOHN DEERE EDL3
SERIAL No. : PE-2
MODE : Tx @ 5785MHz (Ch. 157)
SCANS/BAND : 1
NOTES : 802.11n (72Mb/SEC)
TEST DATE : 23 Nov 2015 11:25:59 M. LONGINOTTI
ANT. POLARIZ. : VERTICAL
PEAK DETECTOR TRACE
LEVEL dBuV/m
120
105
90
75
60
45
30
15
0
100
START = 30
FREQUENCY MHz
STOP = 1000

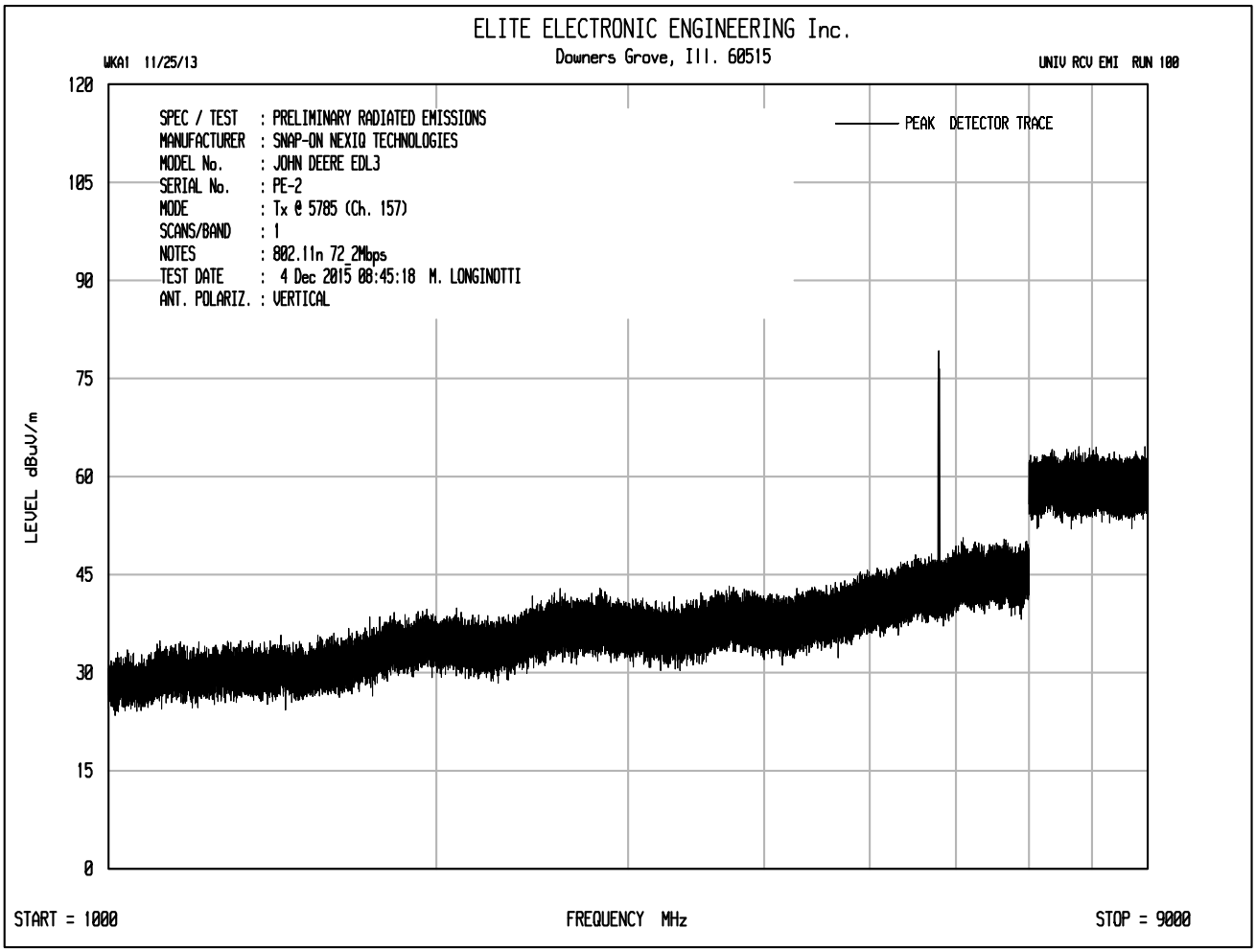
ELITE ELECTRONIC ENGINEERING Inc.
Downers Grove, Ill. 60515
WKA1 11/25/13
UNIV RCV EMI RUN 100
SPEC / TEST : PRELIMINARY RADIATED EMISSIONS
MANUFACTURER : SNAP-ON NEXIQ TECHNOLOGIES
MODEL No. : JOHN DEERE EDL3
SERIAL No. : PE-2
MODE : Tx @ 5785 (Ch. 157)
SCANS/BAND : 1
NOTES : 802.11n 72_2Mbps
TEST DATE : 4 Dec 2015 08:45:18 M. LONGINOTTI
ANT. POLARIZ. : VERTICAL
PEAK DETECTOR TRACE
LEVEL dBuV/m
120
105
90
75
60
45
30
15
0
START = 1000
FREQUENCY MHz
STOP = 9000

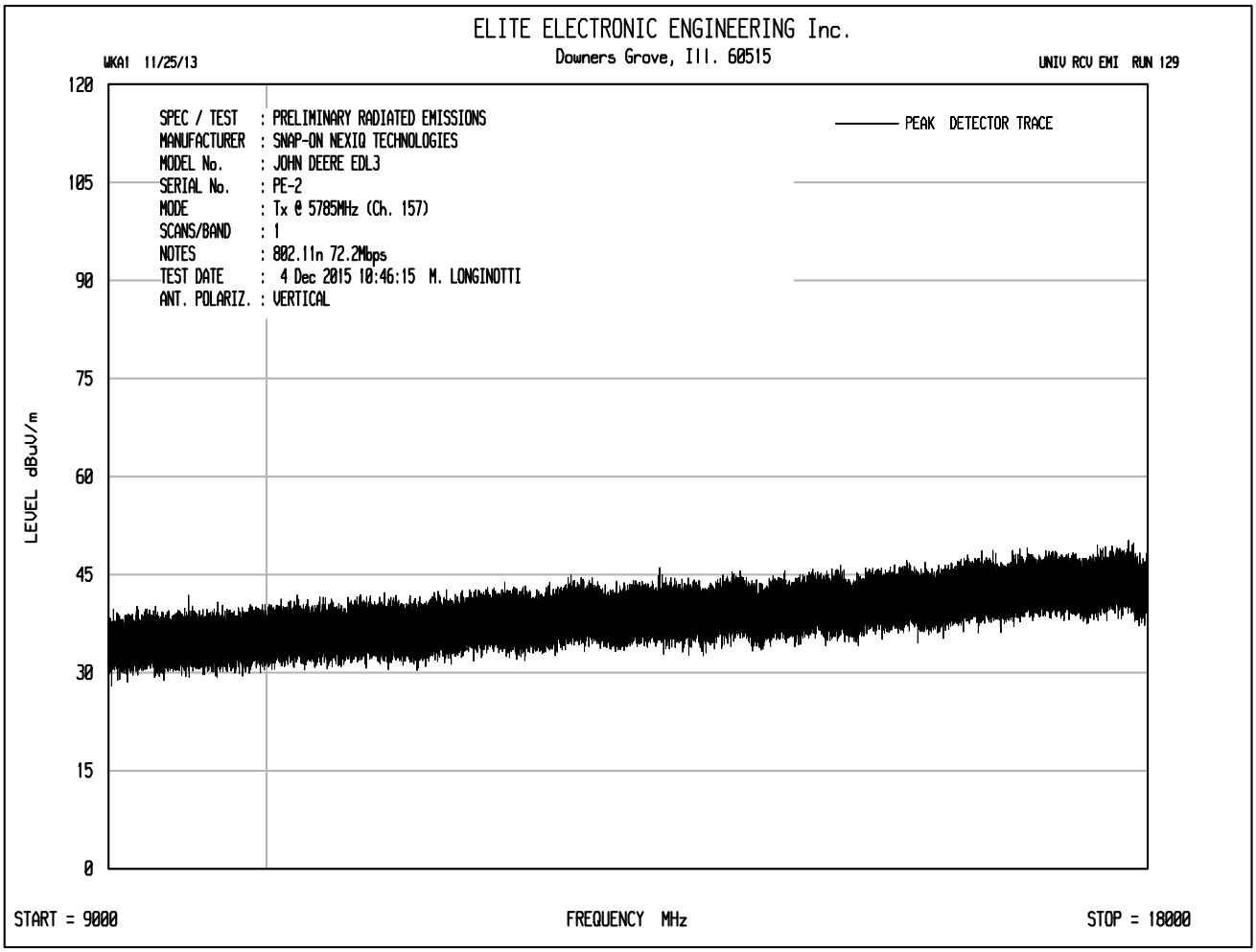
ELITE ELECTRONIC ENGINEERING Inc.
Downers Grove, Ill. 60515
WKA1 11/25/13
UNIV RCV EMI RUN 129
SPEC / TEST : PRELIMINARY RADIATED EMISSIONS
MANUFACTURER : SNAP-ON NEXIQ TECHNOLOGIES
MODEL No. : JOHN DEERE EDL3
SERIAL No. : PE-2
MODE : Tx @ 5785MHz (Ch. 157)
SCANS/BAND : 1
NOTES : 802.11n 72.2Mbps
TEST DATE : 4 Dec 2015 10:46:15 M. LONGINOTTI
ANT. POLARIZ. : VERTICAL
PEAK DETECTOR TRACE
LEVEL dBuV/m
120
105
90
75
60
45
30
15
0
START = 9000
FREQUENCY MHz
STOP = 18000

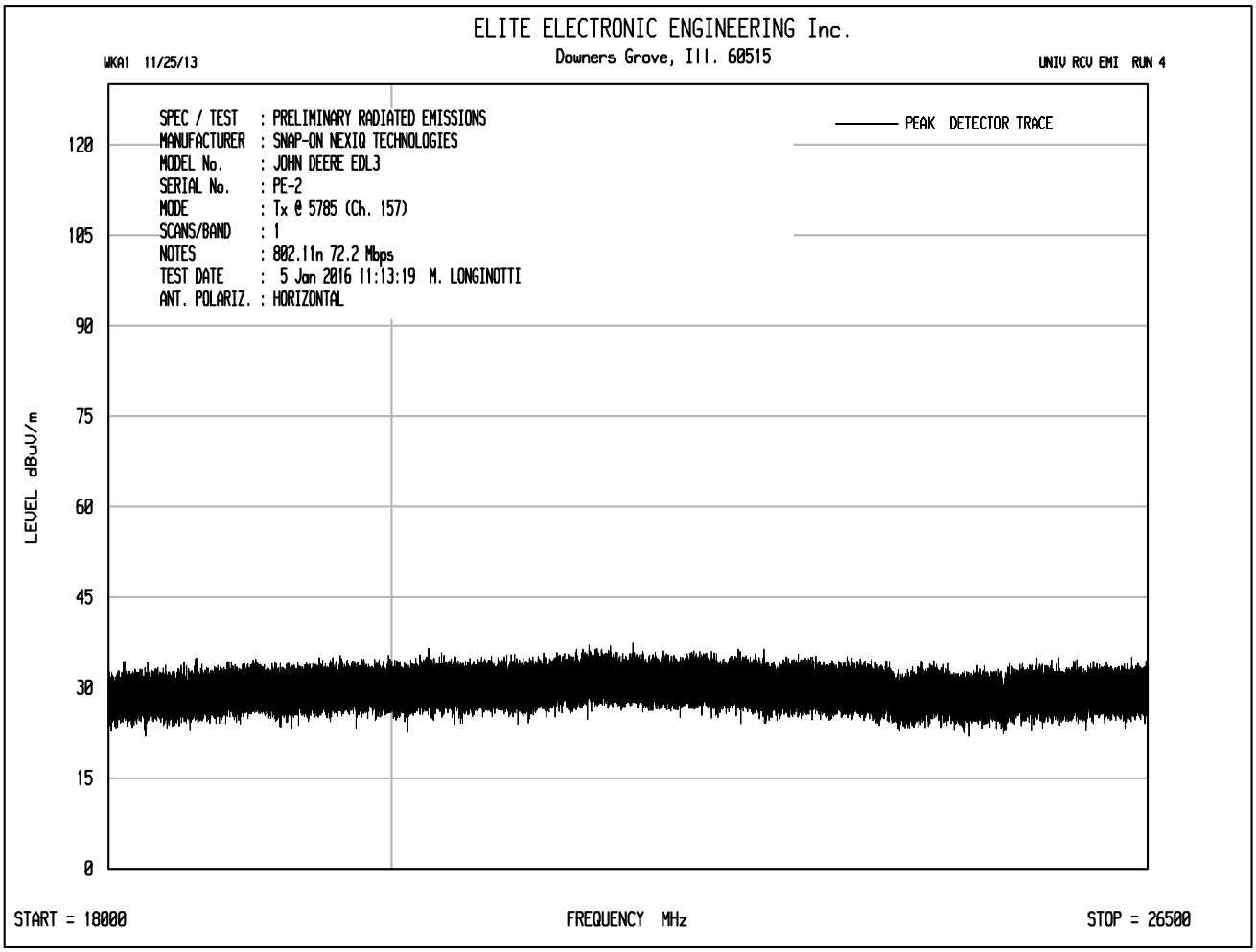
ELITE ELECTRONIC ENGINEERING Inc.
Downers Grove, Ill. 60515
WKA1 11/25/13
UNIV RCV EMI RUN 4
SPEC / TEST : PRELIMINARY RADIATED EMISSIONS
MANUFACTURER : SNAP-ON NEXIQ TECHNOLOGIES
MODEL No. : JOHN DEERE EDL3
SERIAL No. : PE-2
MODE : Tx @ 5785 (Ch. 157)
SCANS/BAND : 1
NOTES : 802.11n 72.2 Mbps
TEST DATE : 5 Jan 2016 11:13:19 M. LONGINOTTI
ANT. POLARIZ. : HORIZONTAL
PEAK DETECTOR TRACE
LEVEL dBuV/m
120
105
90
75
60
45
30
15
0
START = 18000
FREQUENCY MHz
STOP = 26500

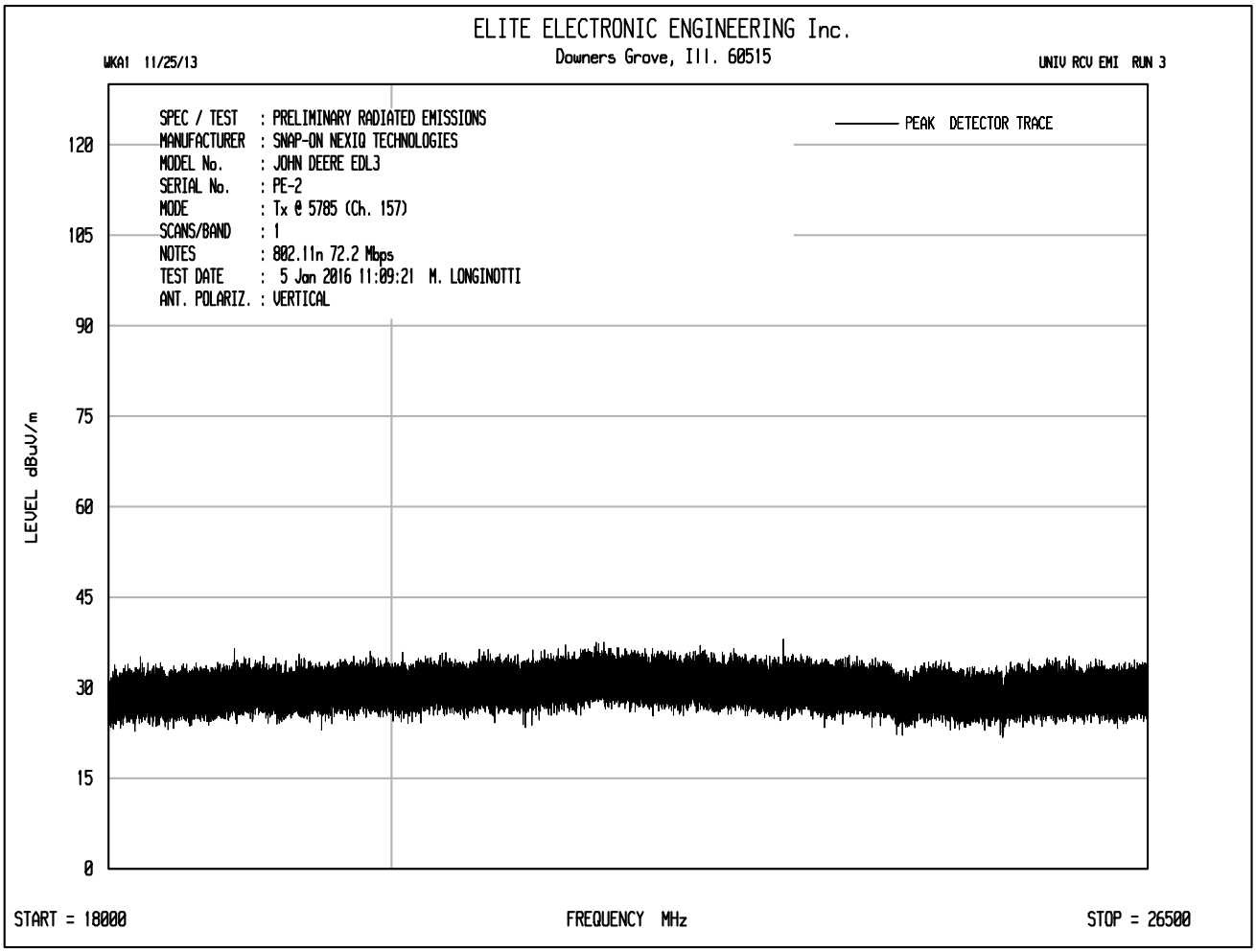
ELITE ELECTRONIC ENGINEERING Inc.
Downers Grove, Ill. 60515
WKA1 11/25/13
UNIV RCV EMI RUN 3
SPEC / TEST : PRELIMINARY RADIATED EMISSIONS
MANUFACTURER : SNAP-ON NEXIQ TECHNOLOGIES
MODEL No. : JOHN DEERE EDL3
SERIAL No. : PE-2
MODE : Tx @ 5785 (Ch. 157)
SCANS/BAND : 1
NOTES : 802.11n 72.2 Mbps
TEST DATE : 5 Jan 2016 11:09:21 M. LONGINOTTI
ANT. POLARIZ. : VERTICAL
PEAK DETECTOR TRACE
LEVEL dBuV/m
120
105
90
75
60
45
30
15
0
START = 18000
FREQUENCY MHz
STOP = 26500

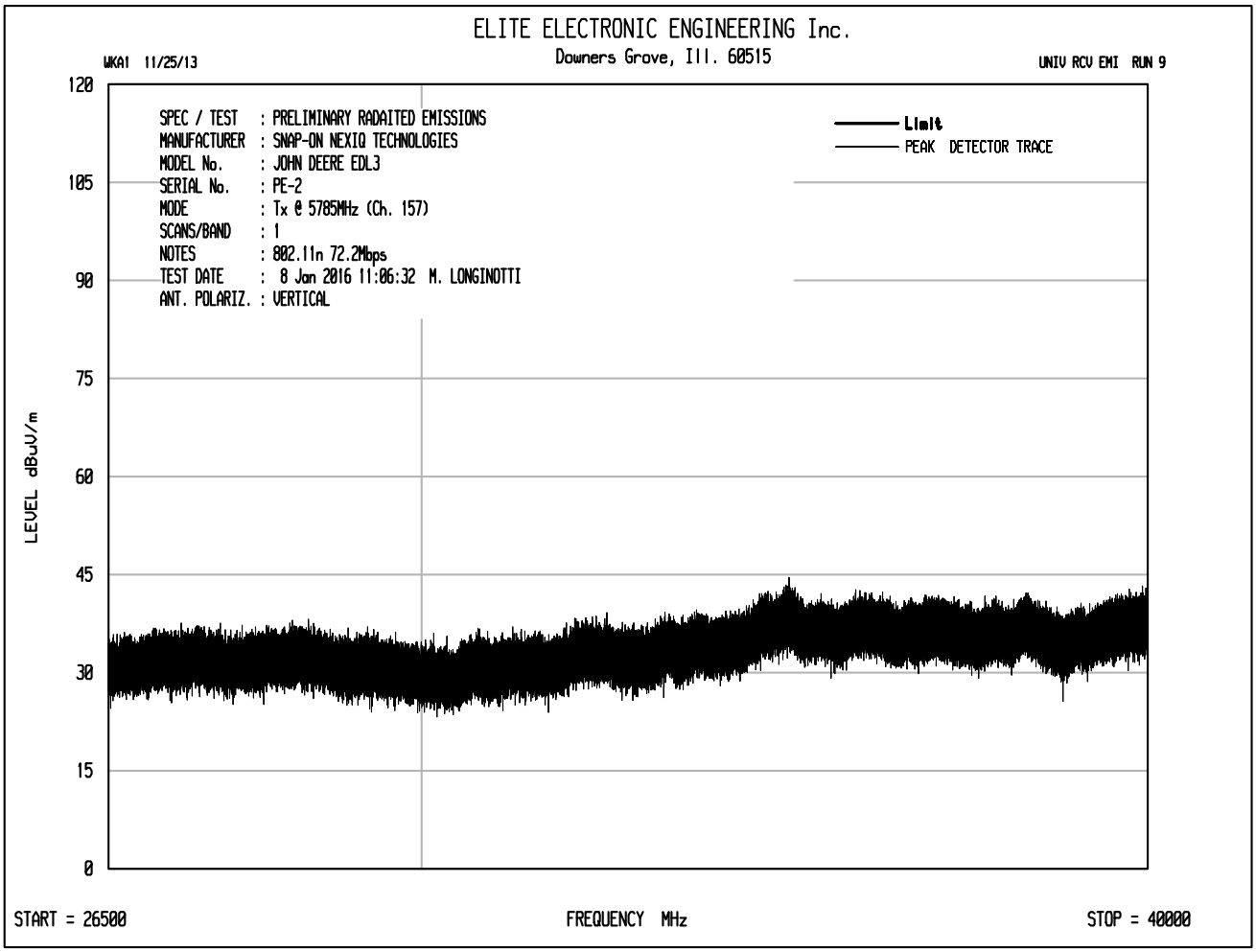
ELITE ELECTRONIC ENGINEERING Inc.
Downers Grove, Ill. 60515
WKA1 11/25/13
UNIV RCV EMI RUN 9
SPEC / TEST : PRELIMINARY RADAITED EMISSIONS
MANUFACTURER : SNAP-ON NEXIQ TECHNOLOGIES
MODEL No. : JOHN DEERE EDL3
SERIAL No. : PE-2
MODE : Tx @ 5785MHz (Ch. 157)
SCANS/BAND : 1
NOTES : 802.11n 72.2Mbps
TEST DATE : 8 Jan 2016 11:06:32 M. LONGINOTTI
ANT. POLARIZ. : VERTICAL
Limit
PEAK DETECTOR TRACE
LEVEL dBuV/m
120
105
90
75
60
45
30
15
0
START = 26500
FREQUENCY MHz
STOP = 40000

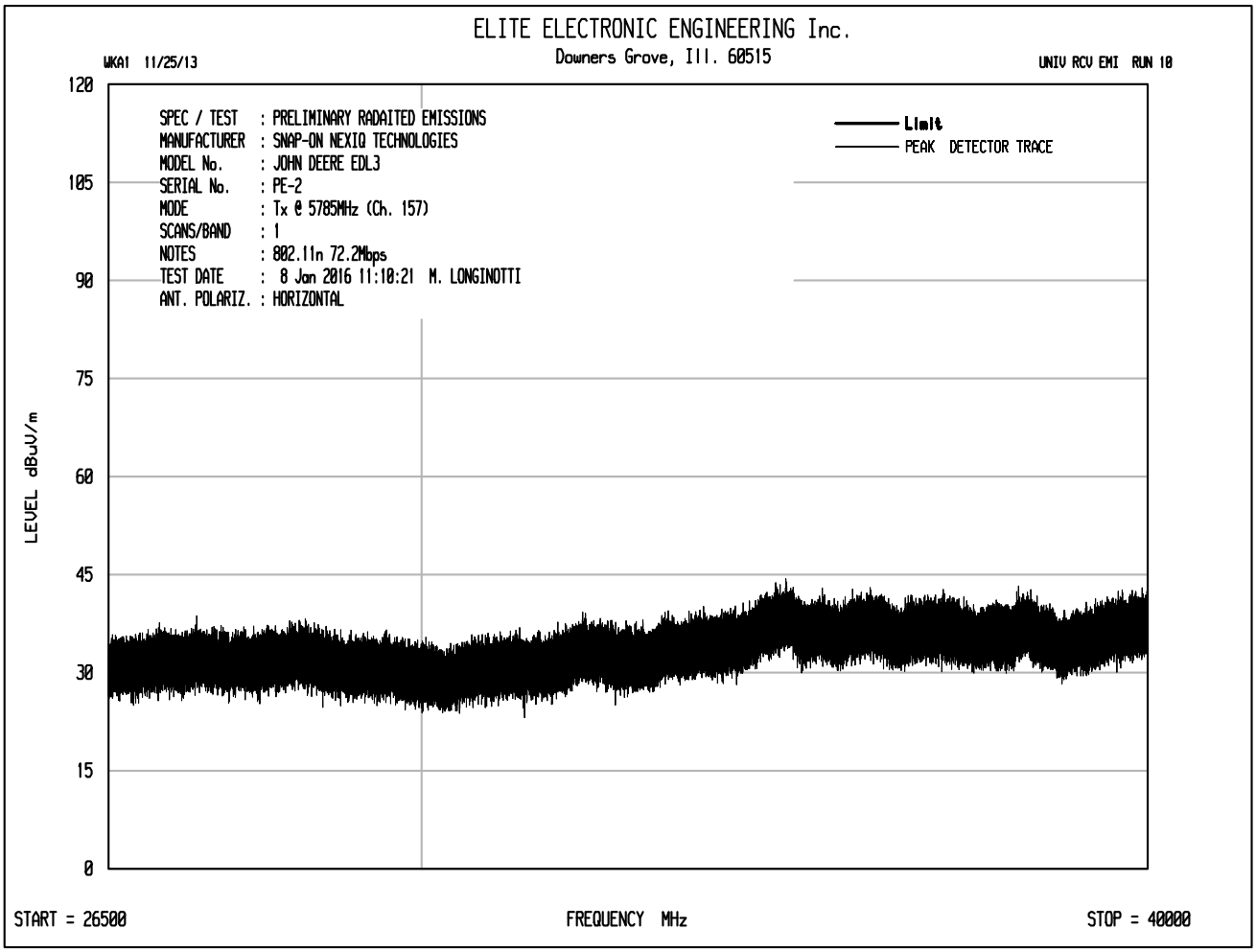
ELITE ELECTRONIC ENGINEERING Inc.
Downers Grove, Ill. 60515
WKA1 11/25/13
UNIV RCV EMI RUN 10
SPEC / TEST : PRELIMINARY RADAITED EMISSIONS
MANUFACTURER : SNAP-ON NEXIQ TECHNOLOGIES
MODEL No. : JOHN DEERE EDL3
SERIAL No. : PE-2
MODE : Tx @ 5785MHz (Ch. 157)
SCANS/BAND : 1
NOTES : 802.11n 72.2Mbps
TEST DATE : 8 Jan 2016 11:10:21 M. LONGINOTTI
ANT. POLARIZ. : HORIZONTAL
Limit
PEAK DETECTOR TRACE
LEVEL dBuV/m
120
105
90
75
60
45
30
15
0
START = 26500
FREQUENCY MHz
STOP = 40000

Manufacturer : Snap-On Nexiq Technologies
Model No. : John Deere EDL3
Serial No. : PE-2
Date Tested : November 23, 2015 through January 8, 2016
Test Performed : Radiated Spurious Emissions in Restricted Bands
Mode : Transmit at 5785MHz, 802.11a 6 Mb/sec
Test Distance : 3 meters
Notes : Peak Readings with a 1MHz RBW

Freq. MHz	Ant Pol	Meter Reading (dBuV)	Ambient	CBL Fac (dB)	Ant Fac (dB)	Pre Amp (dB)	Peak Total dBuV/m at 3m	Peak Total uV/m at 3 m	Peak Limit uV/m at 3 m	Margin (dB)
11570.00	H	49.3	Ambient	7.8	38.6	-39.2	56.5	669.1	5000.0	-17.5
11570.00	V	49.4	Ambient	7.8	38.6	-39.2	56.6	676.9	5000.0	-17.4

Peak Total (dBuV/m) = Meter Reading (dBuV) + CBL Fac (dB) + Ant Fac (dB) + Pre Amp (dB)

Peak Total (uV/m) = 10^(Peak Total (dBuV/m)/20)

Manufacturer : Snap-On Nexiq Technologies
Model No. : John Deere EDL3
Serial No. : PE-2
Date Tested : November 23, 2015 through January 4, 2016
Test Performed : Radiated Spurious Emissions in Restricted Bands
Mode : Transmit at 5785MHz, 802.11a 6 Mb/sec
Test Distance : 3 meters
Notes : Average Readings with a 1MHz RBW

Freq. MHz	Ant Pol	Meter Reading (dBuV)	Ambient	CBL Fac (dB)	Ant Fac (dB)	Pre Amp (dB)	Average Total dBuV/m at 3m	Average Total uV/m at 3 m	Average Limit uV/m at 3 m	Margin (dB)
11570.00	H	36.2	Ambient	7.8	38.6	-39.2	43.4	148.1	500.0	-10.6
11570.00	V	36.2	Ambient	7.8	38.6	-39.2	43.4	148.1	500.0	-10.6

Average Total (dBuV/m) = Meter Reading (dBuV) + CBL Fac (dB) + Ant Fac (dB) + Pre Amp (dB)

Average Total (uV/m) = 10^(Peak Total (dBuV/m)/20)

Manufacturer : Snap-On Nexiq Technologies
Model No. : John Deere EDL3
Serial No. : PE-2
Date Tested : November 23, 2015 through January 8, 2016
Test Performed : Radiated Spurious Emissions in Restricted Bands
Mode : Transmit at 5785MHz, 802.11n 72.2 Mb/sec
Test Distance : 3 meters
Notes : Peak Readings with a 1MHz RBW

Freq. MHz	Ant Pol	Meter Reading (dBuV)	Ambient	CBL Fac (dB)	Ant Fac (dB)	Pre Amp (dB)	Peak Total dBuV/m at 3m	Peak Total uV/m at 3 m	Peak Limit uV/m at 3 m	Margin (dB)
11570.00	H	49.9	Ambient	7.8	38.6	-39.2	57.1	717.0	5000.0	-16.9
11570.00	V	49.7	Ambient	7.8	38.6	-39.2	56.9	700.7	5000.0	-17.1

Peak Total (dBuV/m) = Meter Reading (dBuV) + CBL Fac (dB) + Ant Fac (dB) + Pre Amp (dB)

Peak Total (uV/m) = 10^(Peak Total (dBuV/m)/20)

Manufacturer : Snap-On Nexiq Technologies
Model No. : John Deere EDL3
Serial No. : PE-2
Date Tested : November 23, 2015 through January 4, 2016
Test Performed : Radiated Spurious Emissions in Restricted Bands
Mode : Transmit at 5785MHz, 802.11n 72.2 Mb/sec
Test Distance : 3 meters
Notes : Average Readings with a 1MHz RBW

Freq. MHz	Ant Pol	Meter Reading (dBuV)	Ambient	CBL Fac (dB)	Ant Fac (dB)	Pre Amp (dB)	Average Total dBuV/m at 3m	Average Total uV/m at 3 m	Average Limit uV/m at 3 m	Margin (dB)
11570.00	H	36.2	Ambient	7.8	38.6	-39.2	43.4	148.1	500.0	-10.6
11570.00	V	36.2	Ambient	7.8	38.6	-39.2	43.4	148.1	500.0	-10.6

Average Total (dBuV/m) = Meter Reading (dBuV) + CBL Fac (dB) + Ant Fac (dB) + Pre Amp (dB)

Average Total (uV/m) = 10^(Peak Total (dBuV/m)/20)

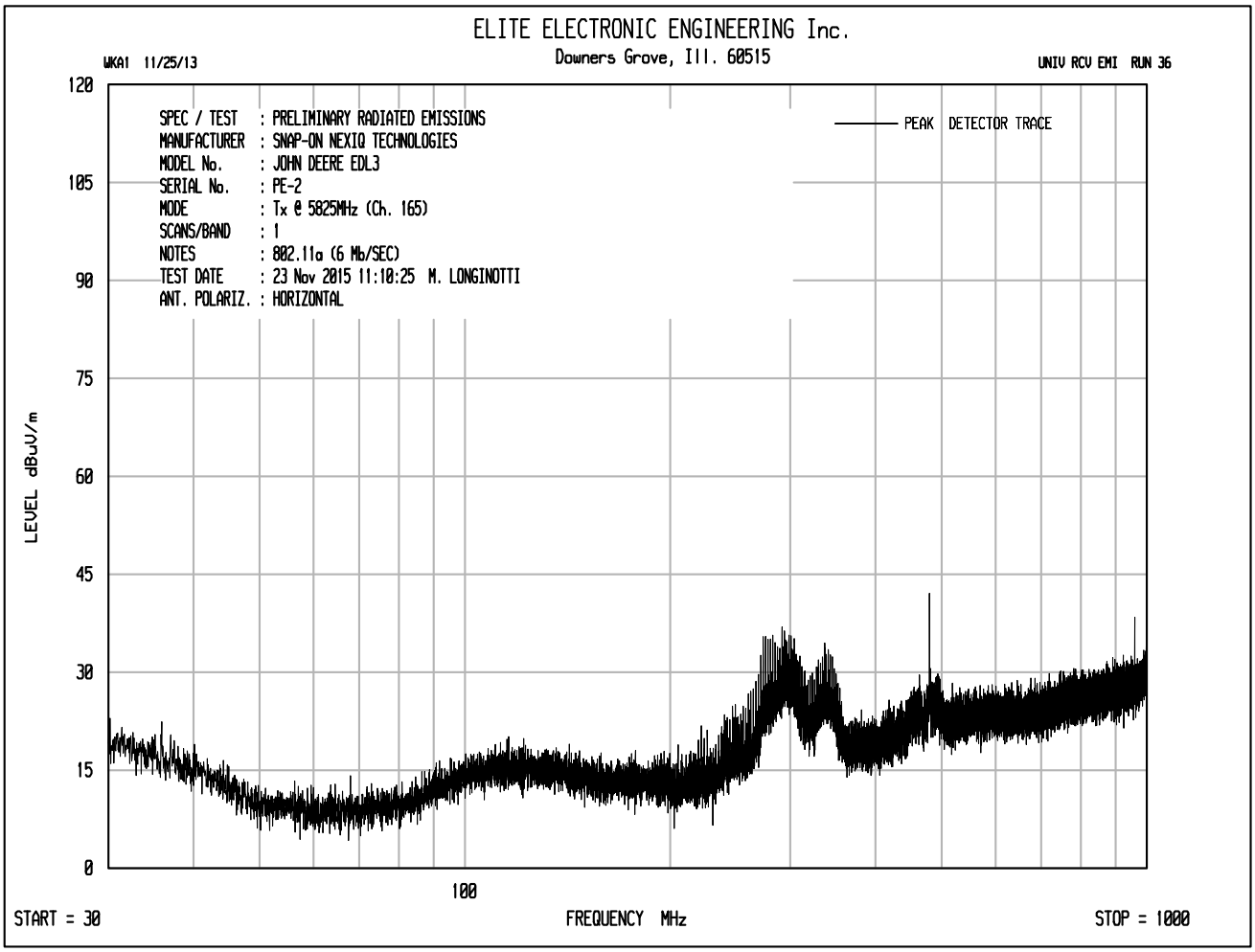
ELITE ELECTRONIC ENGINEERING Inc.
Downers Grove, Ill. 60515
WKA1 11/25/13
UNIV RCV EMI RUN 36
SPEC / TEST : PRELIMINARY RADIATED EMISSIONS
MANUFACTURER : SNAP-ON NEXIQ TECHNOLOGIES
MODEL No. : JOHN DEERE EDL3
SERIAL No. : PE-2
MODE : Tx @ 5825MHz (Ch. 165)
SCANS/BAND : 1
NOTES : 802.11a (6 Mb/SEC)
TEST DATE : 23 Nov 2015 11:10:25 M. LONGINOTTI
ANT. POLARIZ. : HORIZONTAL
PEAK DETECTOR TRACE
LEVEL dBuV/m
120
105
90
75
60
45
30
15
0
100
START = 30
FREQUENCY MHz
STOP = 1000

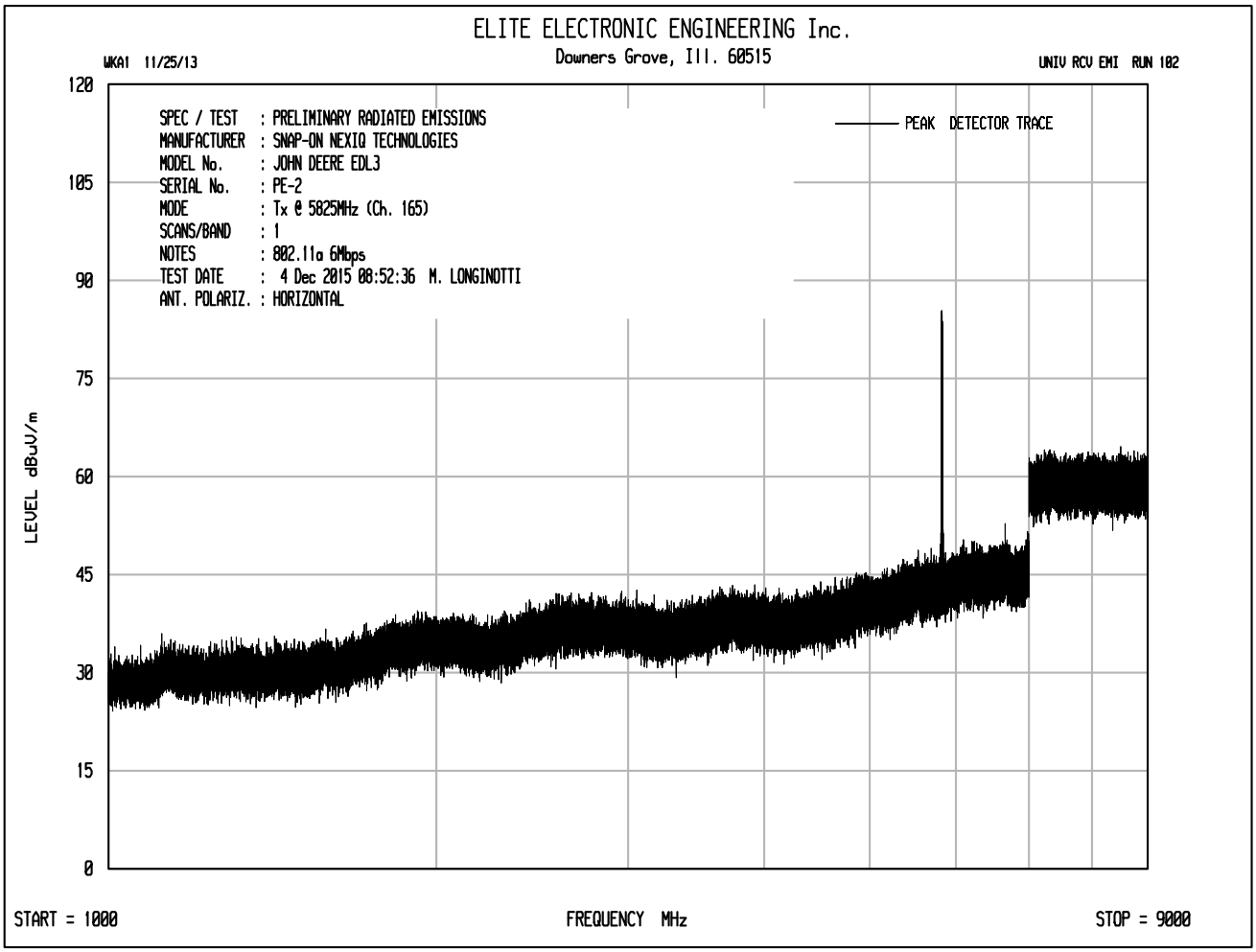
ELITE ELECTRONIC ENGINEERING Inc.
Downers Grove, Ill. 60515
WKA1 11/25/13
UNIV RCV EMI RUN 102
SPEC / TEST : PRELIMINARY RADIATED EMISSIONS
MANUFACTURER : SNAP-ON NEXIQ TECHNOLOGIES
MODEL No. : JOHN DEERE EDL3
SERIAL No. : PE-2
MODE : Tx @ 5825MHz (Ch. 165)
SCANS/BAND : 1
NOTES : 802.11a 6Mbps
TEST DATE : 4 Dec 2015 08:52:36 M. LONGINOTTI
ANT. POLARIZ. : HORIZONTAL
PEAK DETECTOR TRACE
LEVEL dBuV/m
120
105
90
75
60
45
30
15
0
START = 1000
FREQUENCY MHz
STOP = 9000

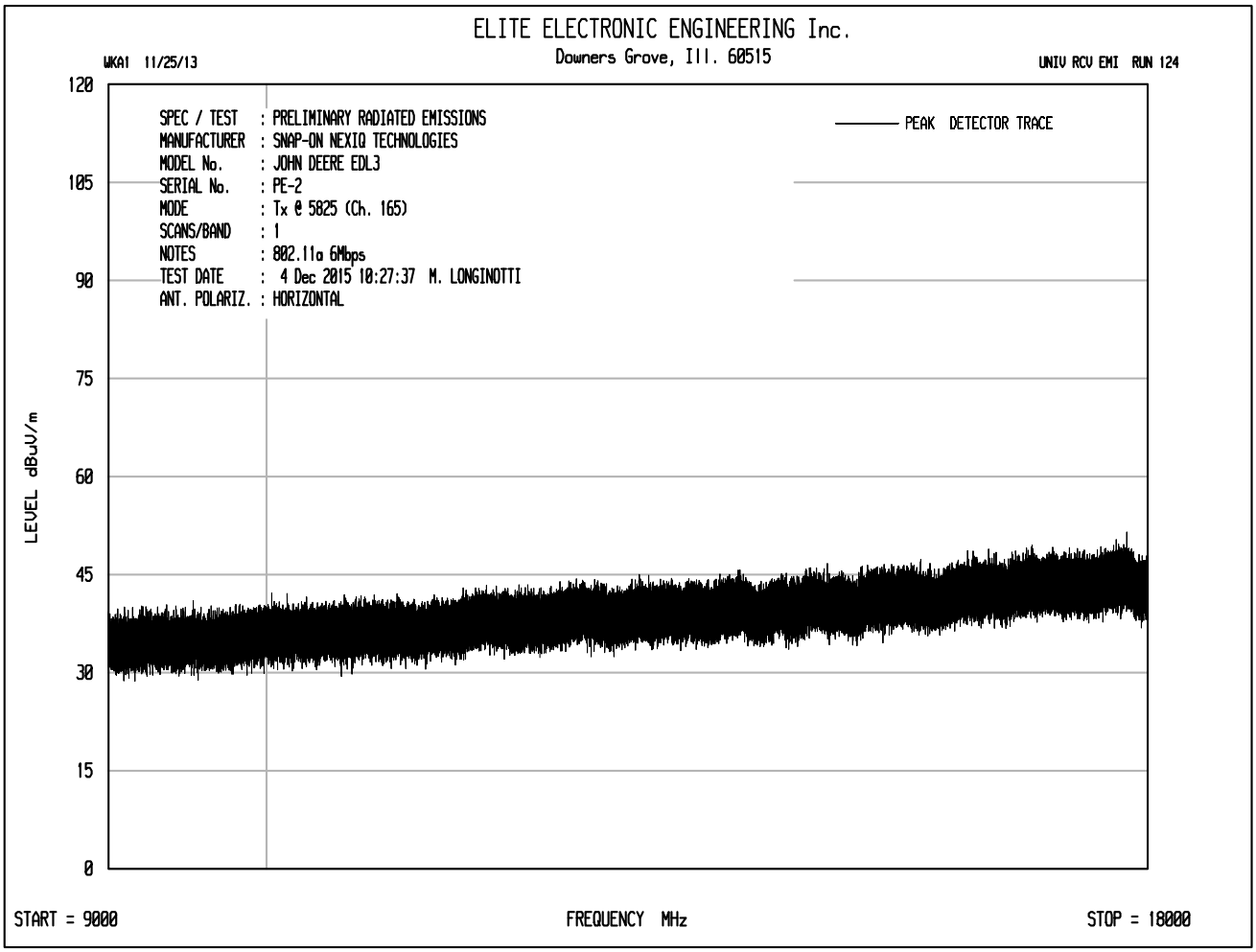
ELITE ELECTRONIC ENGINEERING Inc.
Downers Grove, Ill. 60515
WKA1 11/25/13
UNIV RCV EMI RUN 124
SPEC / TEST : PRELIMINARY RADIATED EMISSIONS
MANUFACTURER : SNAP-ON NEXIQ TECHNOLOGIES
MODEL No. : JOHN DEERE EDL3
SERIAL No. : PE-2
MODE : Tx @ 5825 (Ch. 165)
SCANS/BAND : 1
NOTES : 802.11a 6Mbps
TEST DATE : 4 Dec 2015 10:27:37 M. LONGINOTTI
ANT. POLARIZ. : HORIZONTAL
PEAK DETECTOR TRACE
LEVEL dBuV/m
120
105
90
75
60
45
30
15
0
START = 9000
FREQUENCY MHz
STOP = 18000

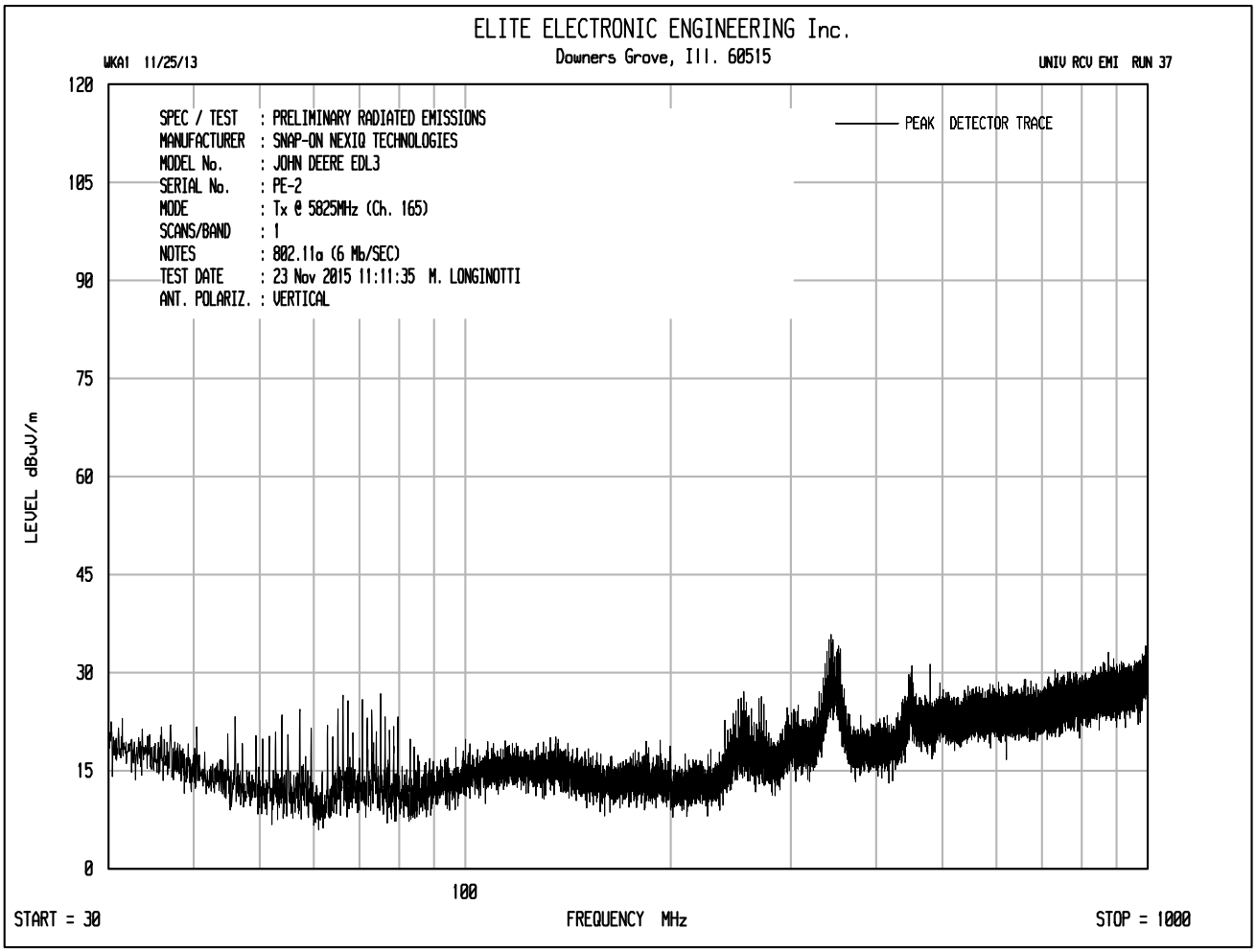
ELITE ELECTRONIC ENGINEERING Inc.
Downers Grove, Ill. 60515
WKA1 11/25/13
UNIV RCV EMI RUN 37
SPEC / TEST : PRELIMINARY RADIATED EMISSIONS
MANUFACTURER : SNAP-ON NEXIQ TECHNOLOGIES
MODEL No. : JOHN DEERE EDL3
SERIAL No. : PE-2
MODE : Tx @ 5825MHz (Ch. 165)
SCANS/BAND : 1
NOTES : 802.11a (6 Mb/SEC)
TEST DATE : 23 Nov 2015 11:11:35 M. LONGINOTTI
ANT. POLARIZ. : VERTICAL
PEAK DETECTOR TRACE
LEVEL dBuV/m
120
105
90
75
60
45
30
15
0
100
START = 30
FREQUENCY MHz
STOP = 1000

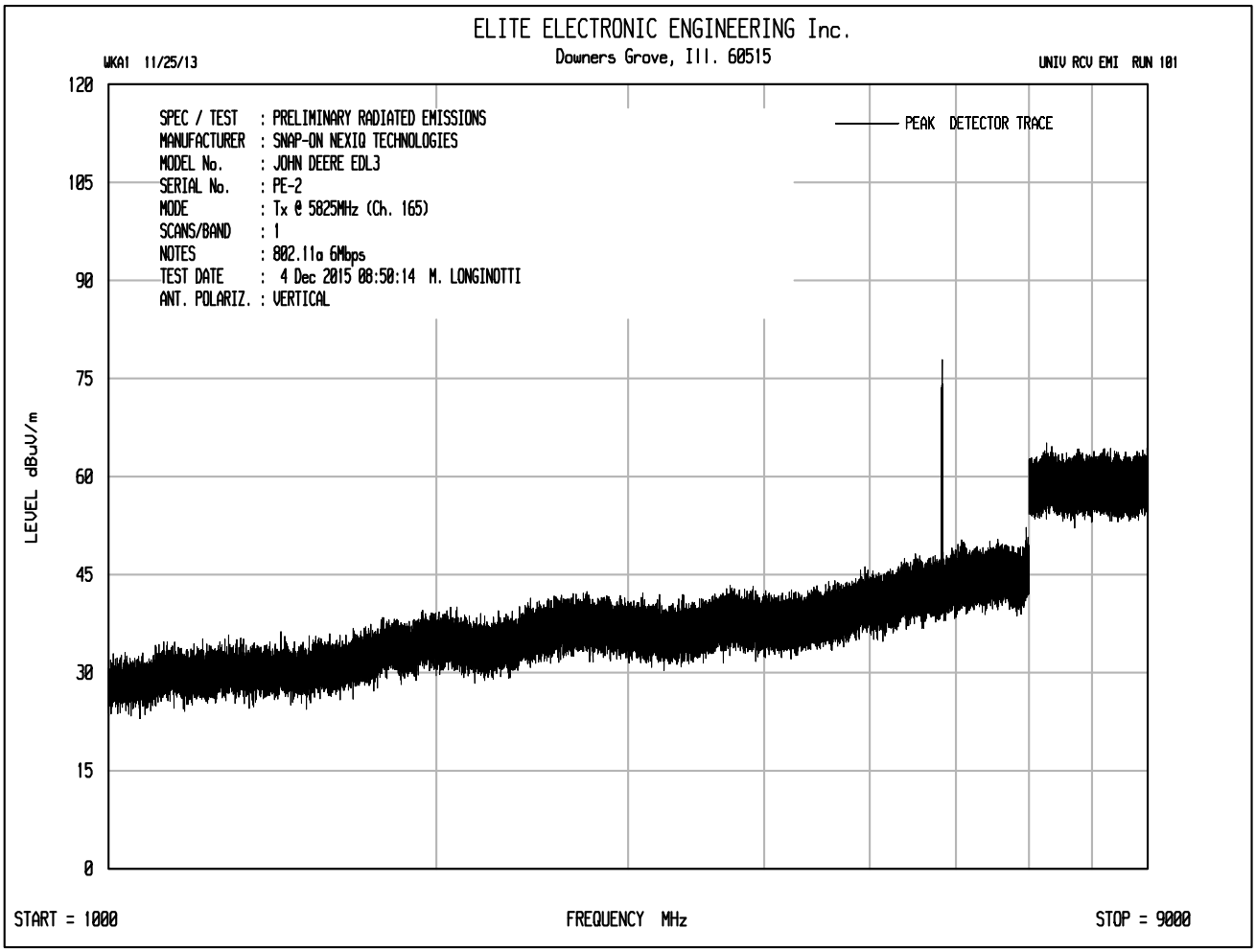
ELITE ELECTRONIC ENGINEERING Inc.
Downers Grove, Ill. 60515
WKA1 11/25/13
UNIV RCV EMI RUN 101
SPEC / TEST : PRELIMINARY RADIATED EMISSIONS
MANUFACTURER : SNAP-ON NEXIQ TECHNOLOGIES
MODEL No. : JOHN DEERE EDL3
SERIAL No. : PE-2
MODE : Tx @ 5825MHz (Ch. 165)
SCANS/BAND : 1
NOTES : 802.11a 6Mbps
TEST DATE : 4 Dec 2015 08:50:14 M. LONGINOTTI
ANT. POLARIZ. : VERTICAL
PEAK DETECTOR TRACE
LEVEL dBuV/m
120
105
90
75
60
45
30
15
0
START = 1000
FREQUENCY MHz
STOP = 9000

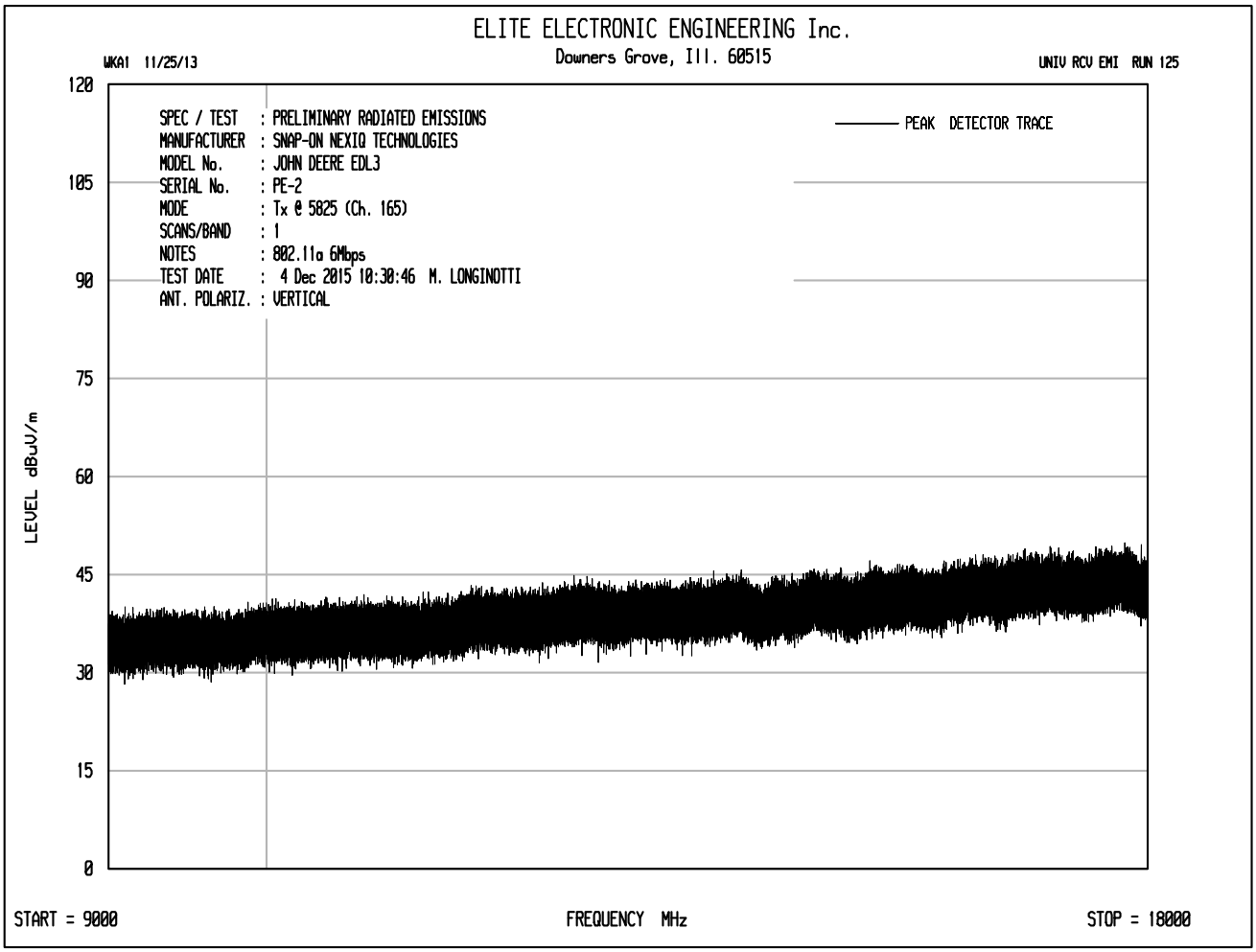
ELITE ELECTRONIC ENGINEERING Inc.
Downers Grove, Ill. 60515
WKA1 11/25/13
UNIV RCV EMI RUN 125
SPEC / TEST : PRELIMINARY RADIATED EMISSIONS
MANUFACTURER : SNAP-ON NEXIQ TECHNOLOGIES
MODEL No. : JOHN DEERE EDL3
SERIAL No. : PE-2
MODE : Tx @ 5825 (Ch. 165)
SCANS/BAND : 1
NOTES : 802.11a 6Mbps
TEST DATE : 4 Dec 2015 10:30:46 M. LONGINOTTI
ANT. POLARIZ. : VERTICAL
PEAK DETECTOR TRACE
LEVEL dBuV/m
120
105
90
75
60
45
30
15
0
START = 9000
FREQUENCY MHz
STOP = 18000

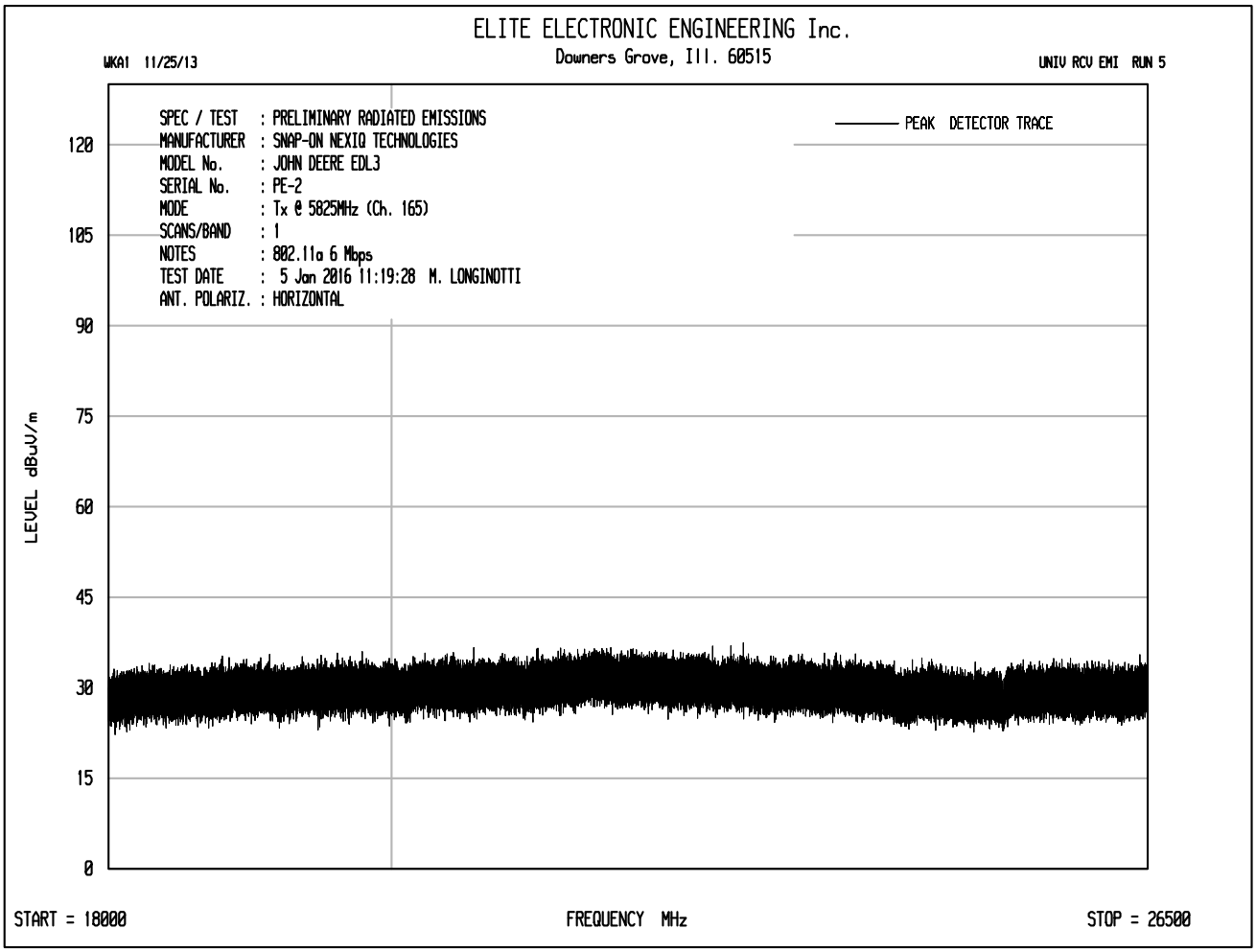
ELITE ELECTRONIC ENGINEERING Inc.
Downers Grove, Ill. 60515
WKA1 11/25/13
UNIV RCV EMI RUN 5
SPEC / TEST : PRELIMINARY RADIATED EMISSIONS
MANUFACTURER : SNAP-ON NEXIQ TECHNOLOGIES
MODEL No. : JOHN DEERE EDL3
SERIAL No. : PE-2
MODE : Tx @ 5825MHz (Ch. 165)
SCANS/BAND : 1
NOTES : 802.11a 6 Mbps
TEST DATE : 5 Jan 2016 11:19:28 M. LONGINOTTI
ANT. POLARIZ. : HORIZONTAL
PEAK DETECTOR TRACE
LEVEL dBuV/m
120
105
90
75
60
45
30
15
0
START = 18000
FREQUENCY MHz
STOP = 26500

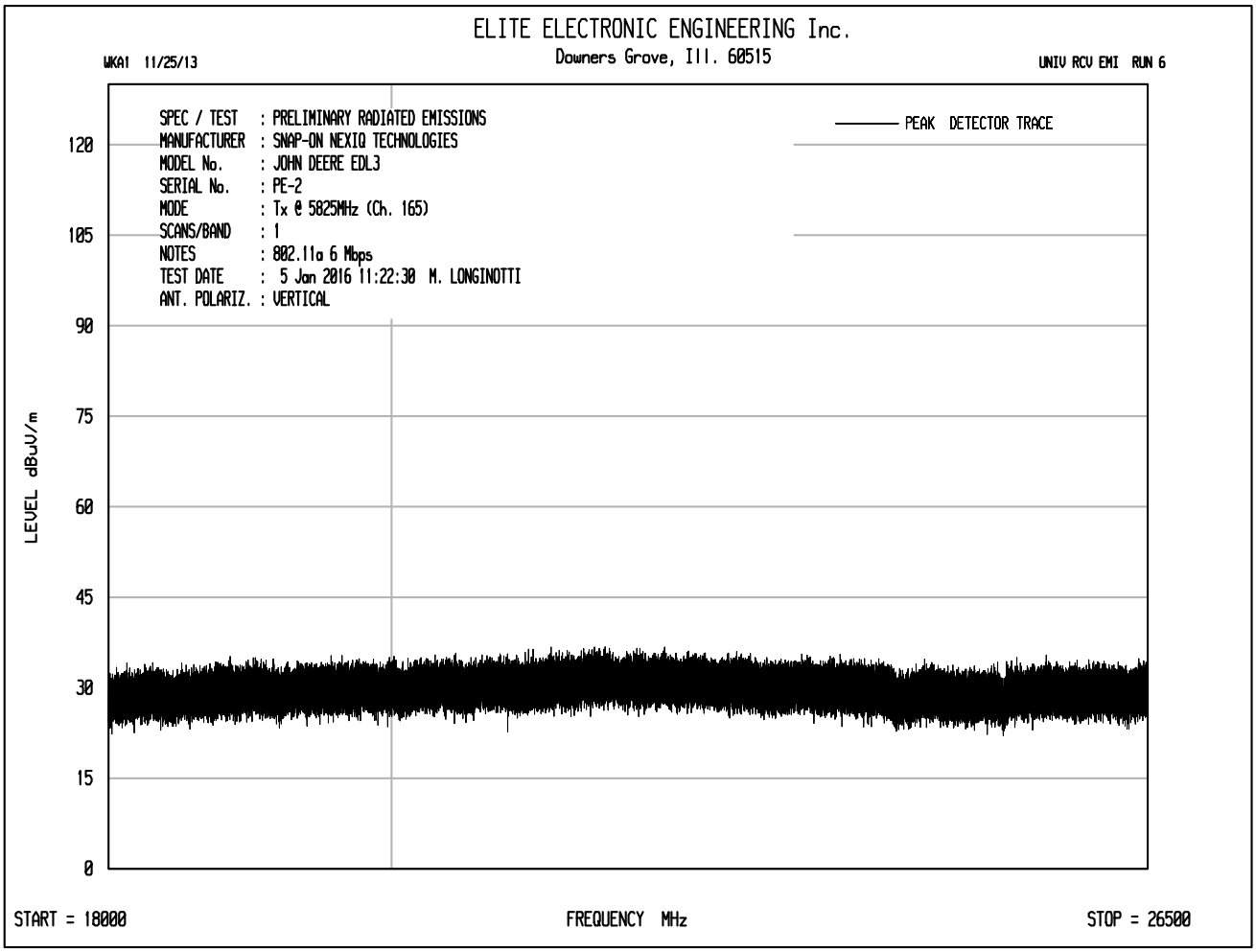
ELITE ELECTRONIC ENGINEERING Inc.
Downers Grove, Ill. 60515
WKA1 11/25/13
UNIV RCV EMI RUN 6
SPEC / TEST : PRELIMINARY RADIATED EMISSIONS
MANUFACTURER : SNAP-ON NEXIQ TECHNOLOGIES
MODEL No. : JOHN DEERE EDL3
SERIAL No. : PE-2
MODE : Tx @ 5825MHz (Ch. 165)
SCANS/BAND : 1
NOTES : 802.11a 6 Mbps
TEST DATE : 5 Jan 2016 11:22:30 M. LONGINOTTI
ANT. POLARIZ. : VERTICAL
PEAK DETECTOR TRACE
LEVEL dBuV/m
120
105
90
75
60
45
30
15
0
START = 18000
FREQUENCY MHz
STOP = 26500

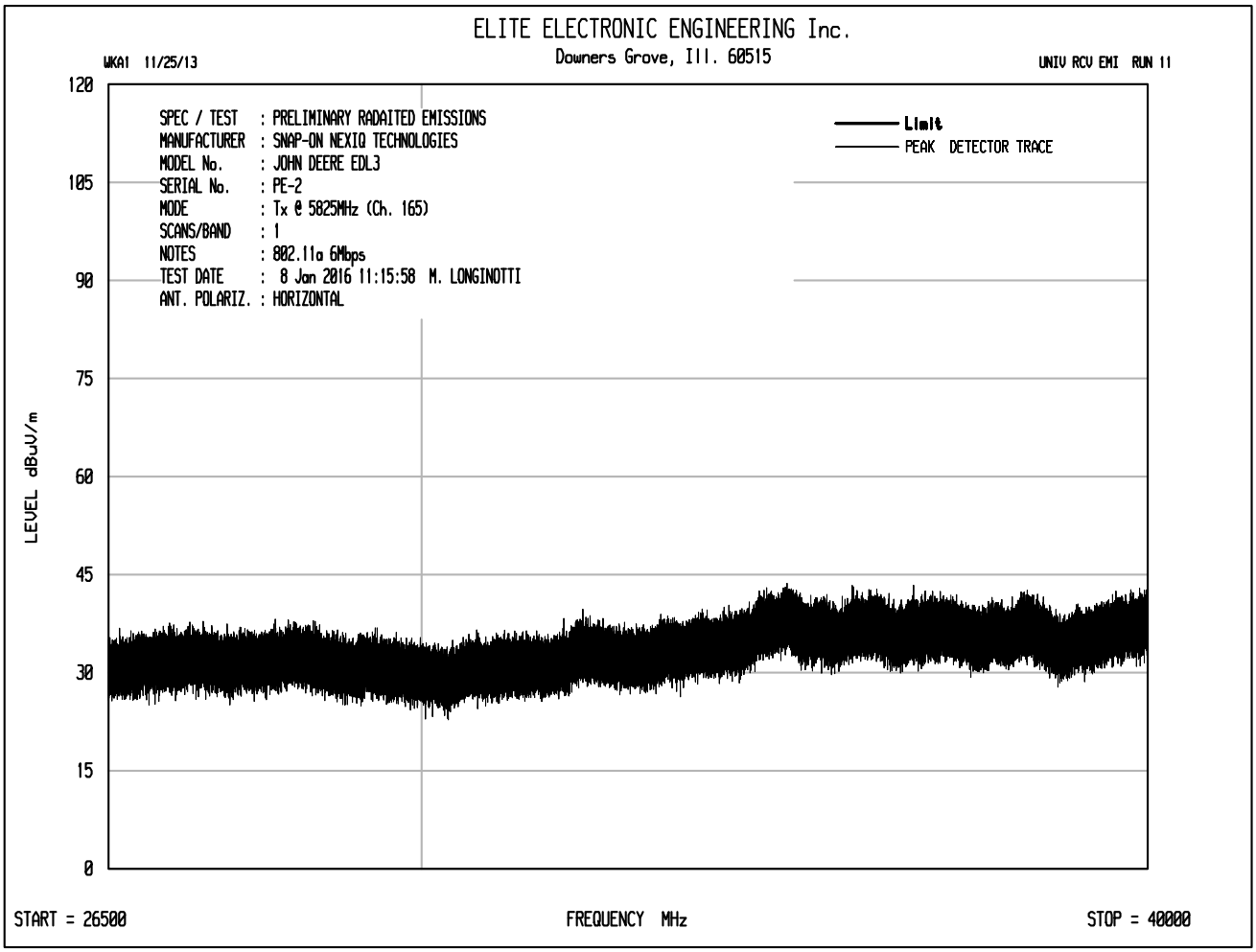
ELITE ELECTRONIC ENGINEERING Inc.
Downers Grove, Ill. 60515
WKA1 11/25/13
UNIV RCV EMI RUN 11
SPEC / TEST : PRELIMINARY RADAITED EMISSIONS
MANUFACTURER : SNAP-ON NEXIQ TECHNOLOGIES
MODEL No. : JOHN DEERE EDL3
SERIAL No. : PE-2
MODE : Tx @ 5825MHz (Ch. 165)
SCANS/BAND : 1
NOTES : 802.11a 6Mbps
TEST DATE : 8 Jan 2016 11:15:58 M. LONGINOTTI
ANT. POLARIZ. : HORIZONTAL
Limit
PEAK DETECTOR TRACE
LEVEL dBuV/m
120
105
90
75
60
45
30
15
0
START = 26500
FREQUENCY MHz
STOP = 40000

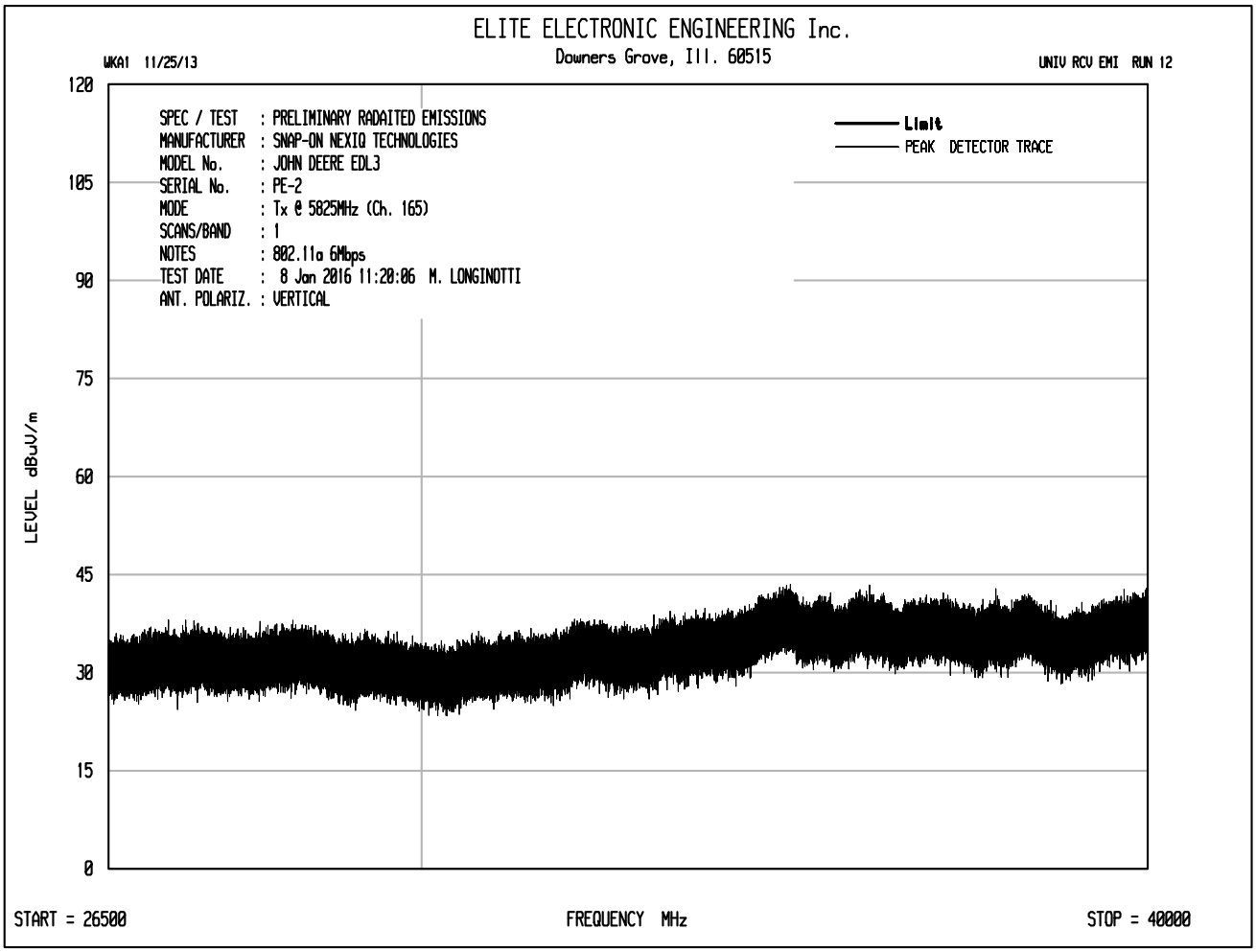
ELITE ELECTRONIC ENGINEERING Inc.
Downers Grove, Ill. 60515
WKA1 11/25/13
UNIV RCV EMI RUN 12
SPEC / TEST : PRELIMINARY RADAITED EMISSIONS
MANUFACTURER : SNAP-ON NEXIQ TECHNOLOGIES
MODEL No. : JOHN DEERE EDL3
SERIAL No. : PE-2
MODE : Tx @ 5825MHz (Ch. 165)
SCANS/BAND : 1
NOTES : 802.11a 6Mbps
TEST DATE : 8 Jan 2016 11:20:06 M. LONGINOTTI
ANT. POLARIZ. : VERTICAL
Limit
PEAK DETECTOR TRACE
LEVEL dBuV/m
120
105
90
75
60
45
30
15
0
START = 26500
FREQUENCY MHz
STOP = 40000

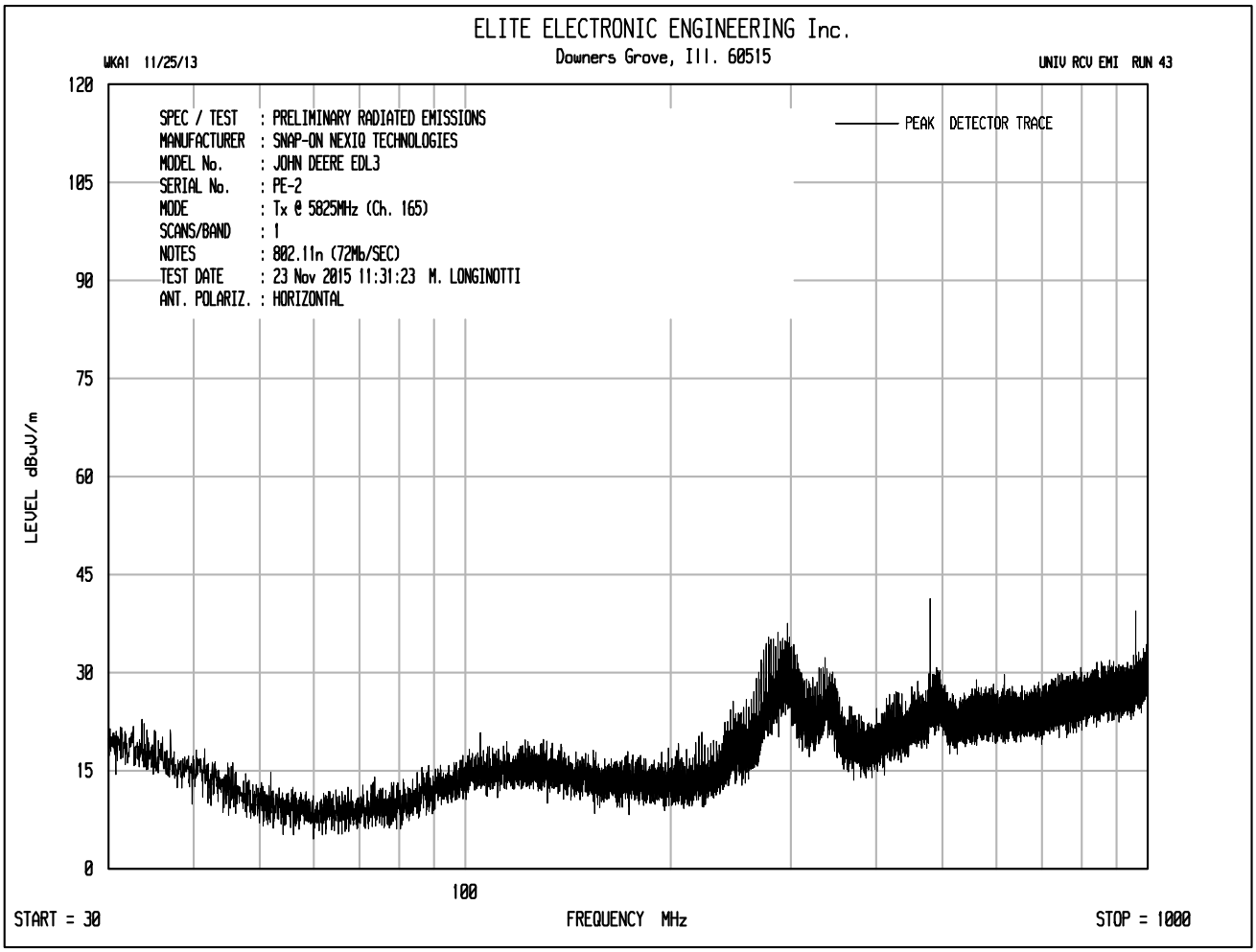
ELITE ELECTRONIC ENGINEERING Inc.
Downers Grove, Ill. 60515
WKA1 11/25/13
UNIV RCV EMI RUN 43
SPEC / TEST : PRELIMINARY RADIATED EMISSIONS
MANUFACTURER : SNAP-ON NEXIQ TECHNOLOGIES
MODEL No. : JOHN DEERE EDL3
SERIAL No. : PE-2
MODE : Tx @ 5825MHz (Ch. 165)
SCANS/BAND : 1
NOTES : 802.11n (72Mb/SEC)
TEST DATE : 23 Nov 2015 11:31:23 M. LONGINOTTI
ANT. POLARIZ. : HORIZONTAL
PEAK DETECTOR TRACE
LEVEL dBuV/m
120
105
90
75
60
45
30
15
0
100
START = 30
FREQUENCY MHz
STOP = 1000

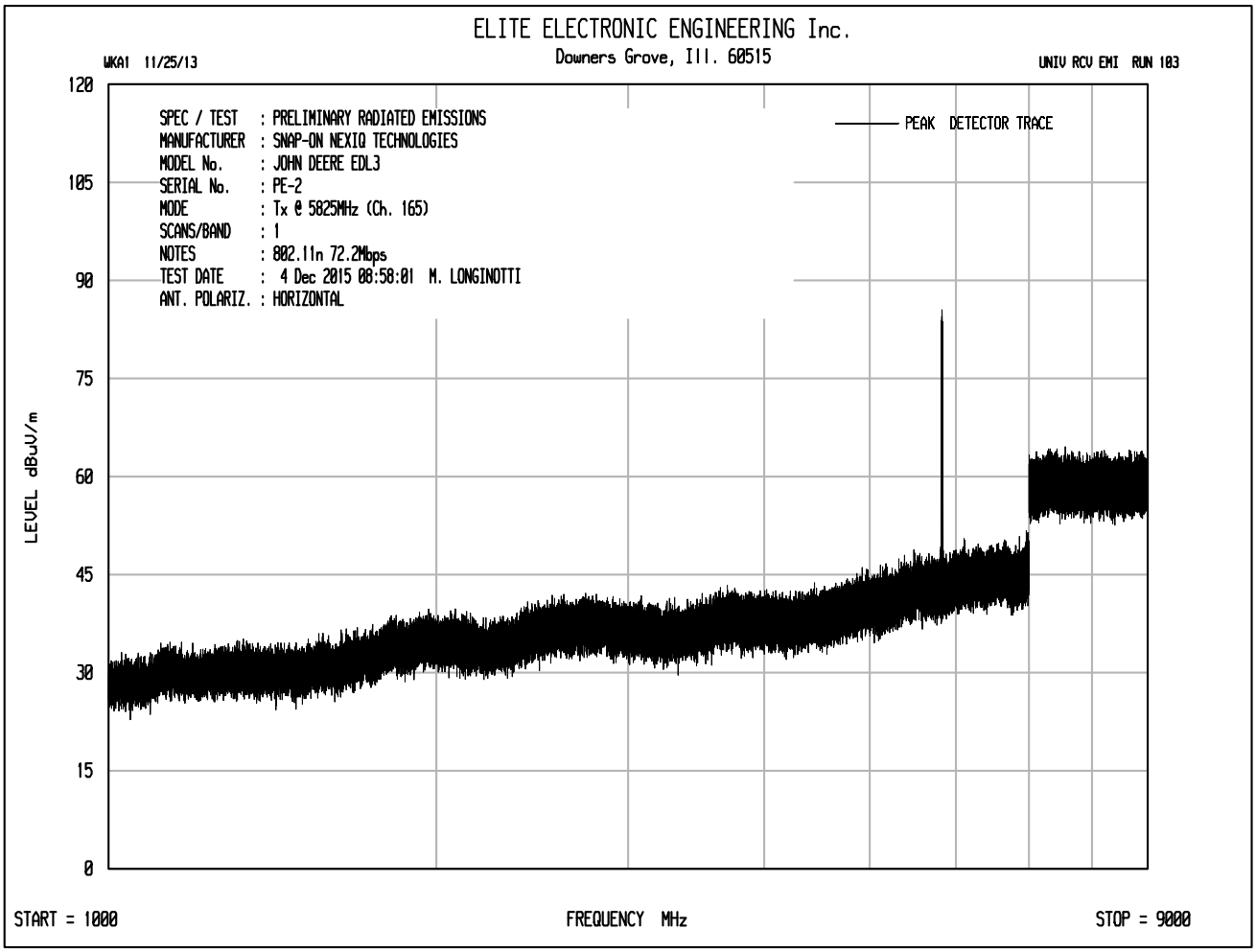
ELITE ELECTRONIC ENGINEERING Inc.
Downers Grove, Ill. 60515
WKA1 11/25/13
UNIV RCV EMI RUN 103
SPEC / TEST : PRELIMINARY RADIATED EMISSIONS
MANUFACTURER : SNAP-ON NEXIQ TECHNOLOGIES
MODEL No. : JOHN DEERE EDL3
SERIAL No. : PE-2
MODE : Tx @ 5825MHz (Ch. 165)
SCANS/BAND : 1
NOTES : 802.11n 72.2Mbps
TEST DATE : 4 Dec 2015 08:58:01 M. LONGINOTTI
ANT. POLARIZ. : HORIZONTAL
PEAK DETECTOR TRACE
LEVEL dBuV/m
120
105
90
75
60
45
30
15
0
START = 1000
FREQUENCY MHz
STOP = 9000

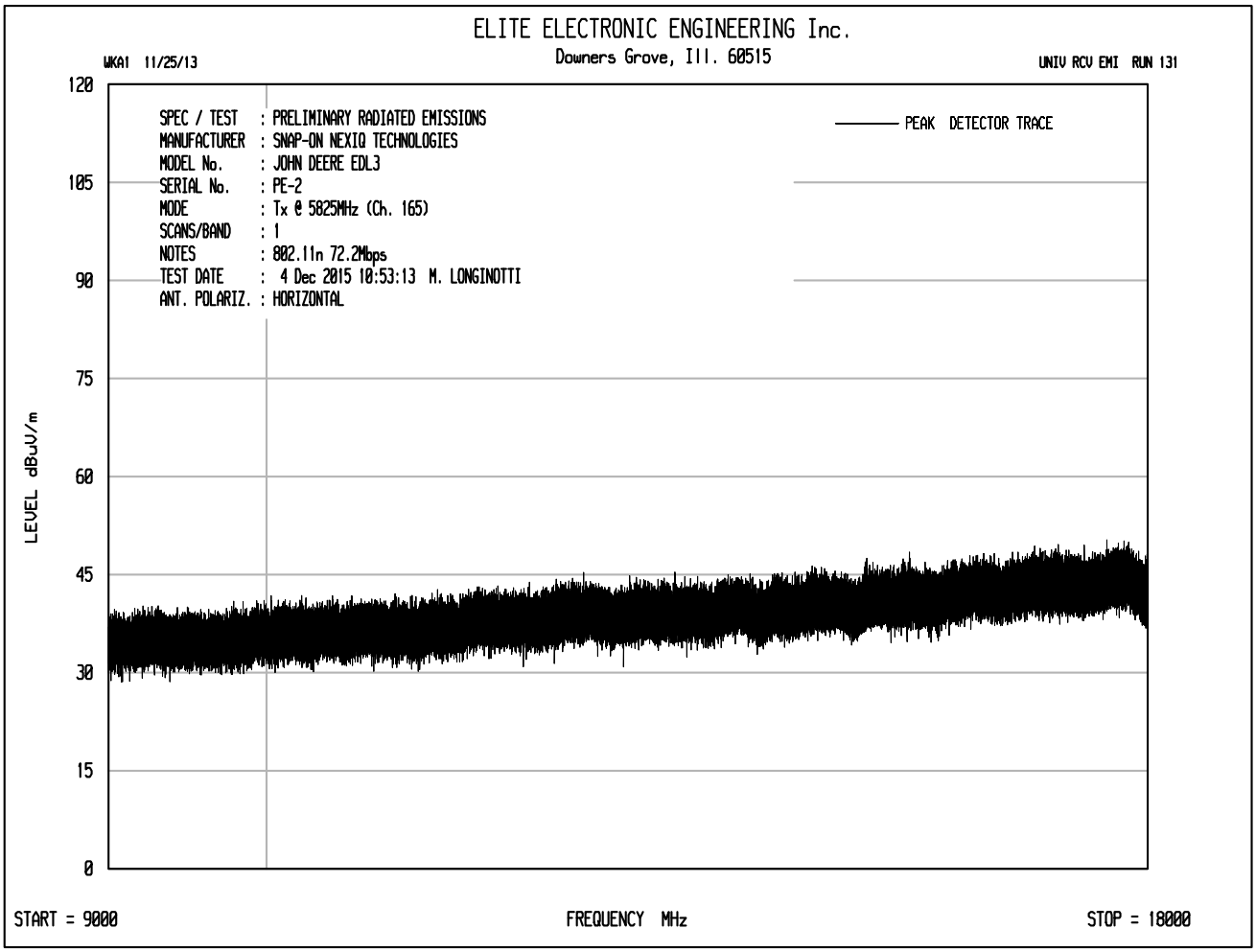
ELITE ELECTRONIC ENGINEERING Inc.
Downers Grove, Ill. 60515
WKA1 11/25/13
UNIV RCV EMI RUN 131
SPEC / TEST : PRELIMINARY RADIATED EMISSIONS
MANUFACTURER : SNAP-ON NEXIQ TECHNOLOGIES
MODEL No. : JOHN DEERE EDL3
SERIAL No. : PE-2
MODE : Tx @ 5825MHz (Ch. 165)
SCANS/BAND : 1
NOTES : 802.11n 72.2Mbps
TEST DATE : 4 Dec 2015 10:53:13 M. LONGINOTTI
ANT. POLARIZ. : HORIZONTAL
PEAK DETECTOR TRACE
LEVEL dBuV/m
120
105
90
75
60
45
30
15
0
START = 9000
FREQUENCY MHz
STOP = 18000

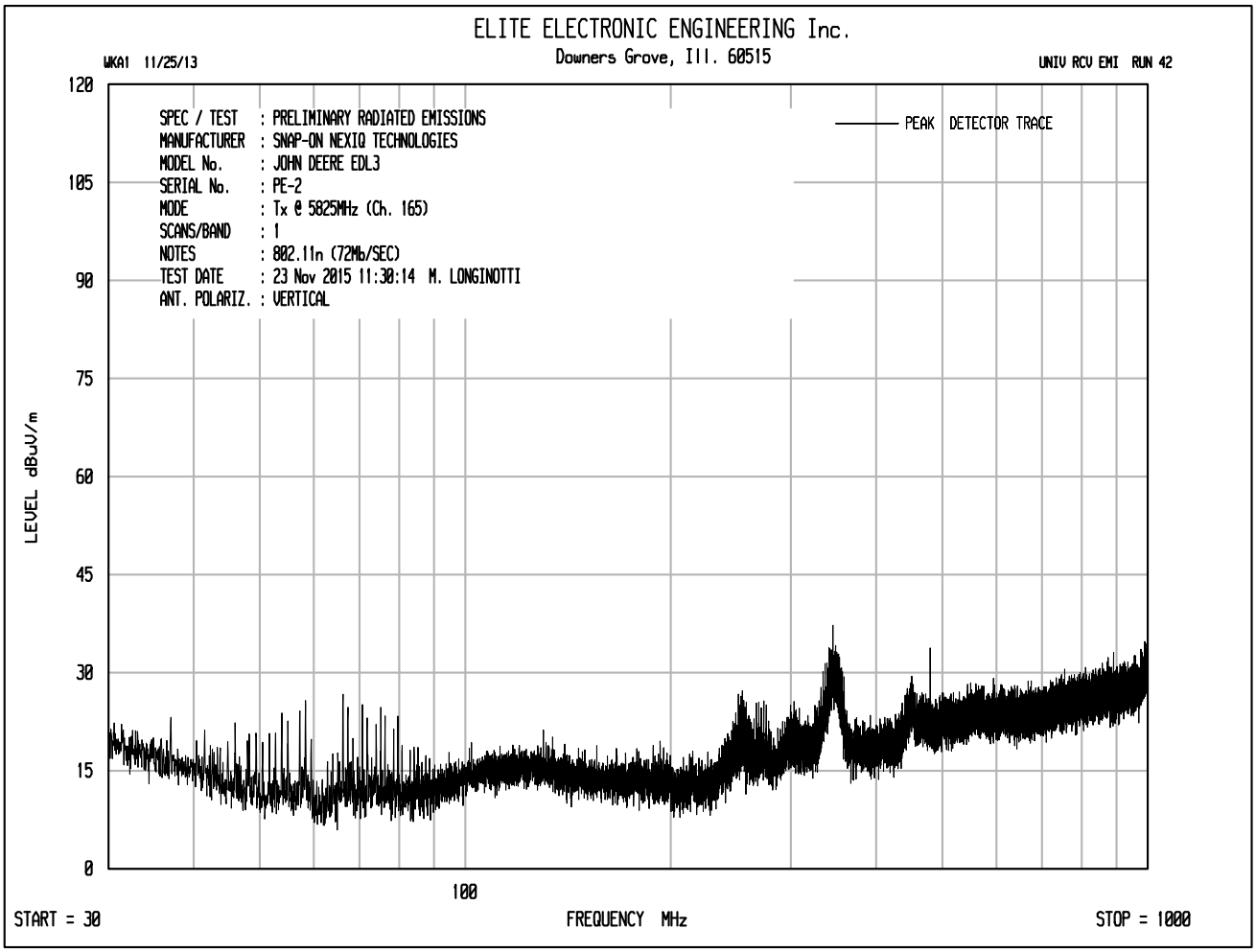
ELITE ELECTRONIC ENGINEERING Inc.
Downers Grove, Ill. 60515
WKA1 11/25/13
UNIV RCV EMI RUN 42
SPEC / TEST : PRELIMINARY RADIATED EMISSIONS
MANUFACTURER : SNAP-ON NEXIQ TECHNOLOGIES
MODEL No. : JOHN DEERE EDL3
SERIAL No. : PE-2
MODE : Tx @ 5825MHz (Ch. 165)
SCANS/BAND : 1
NOTES : 802.11n (72Mb/SEC)
TEST DATE : 23 Nov 2015 11:30:14 M. LONGINOTTI
ANT. POLARIZ. : VERTICAL
PEAK DETECTOR TRACE
LEVEL dBuV/m
120
105
90
75
60
45
30
15
0
100
START = 30
FREQUENCY MHz
STOP = 1000

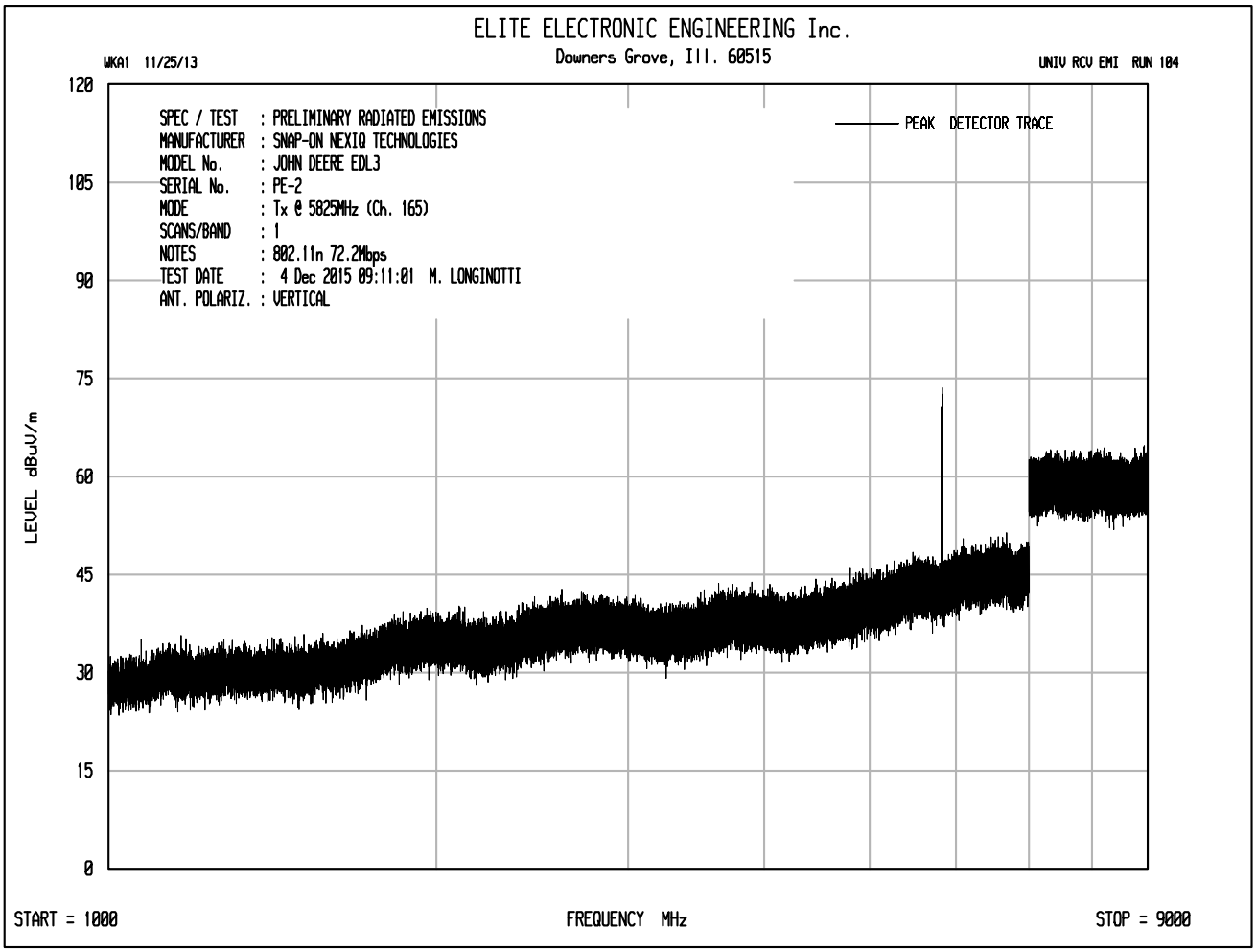
ELITE ELECTRONIC ENGINEERING Inc.
Downers Grove, Ill. 60515
WKA1 11/25/13
UNIV RCV EMI RUN 104
SPEC / TEST : PRELIMINARY RADIATED EMISSIONS
MANUFACTURER : SNAP-ON NEXIQ TECHNOLOGIES
MODEL No. : JOHN DEERE EDL3
SERIAL No. : PE-2
MODE : Tx @ 5825MHz (Ch. 165)
SCANS/BAND : 1
NOTES : 802.11n 72.2Mbps
TEST DATE : 4 Dec 2015 09:11:01 M. LONGINOTTI
ANT. POLARIZ. : VERTICAL
PEAK DETECTOR TRACE
LEVEL dBuV/m
120
105
90
75
60
45
30
15
0
START = 1000
FREQUENCY MHz
STOP = 9000

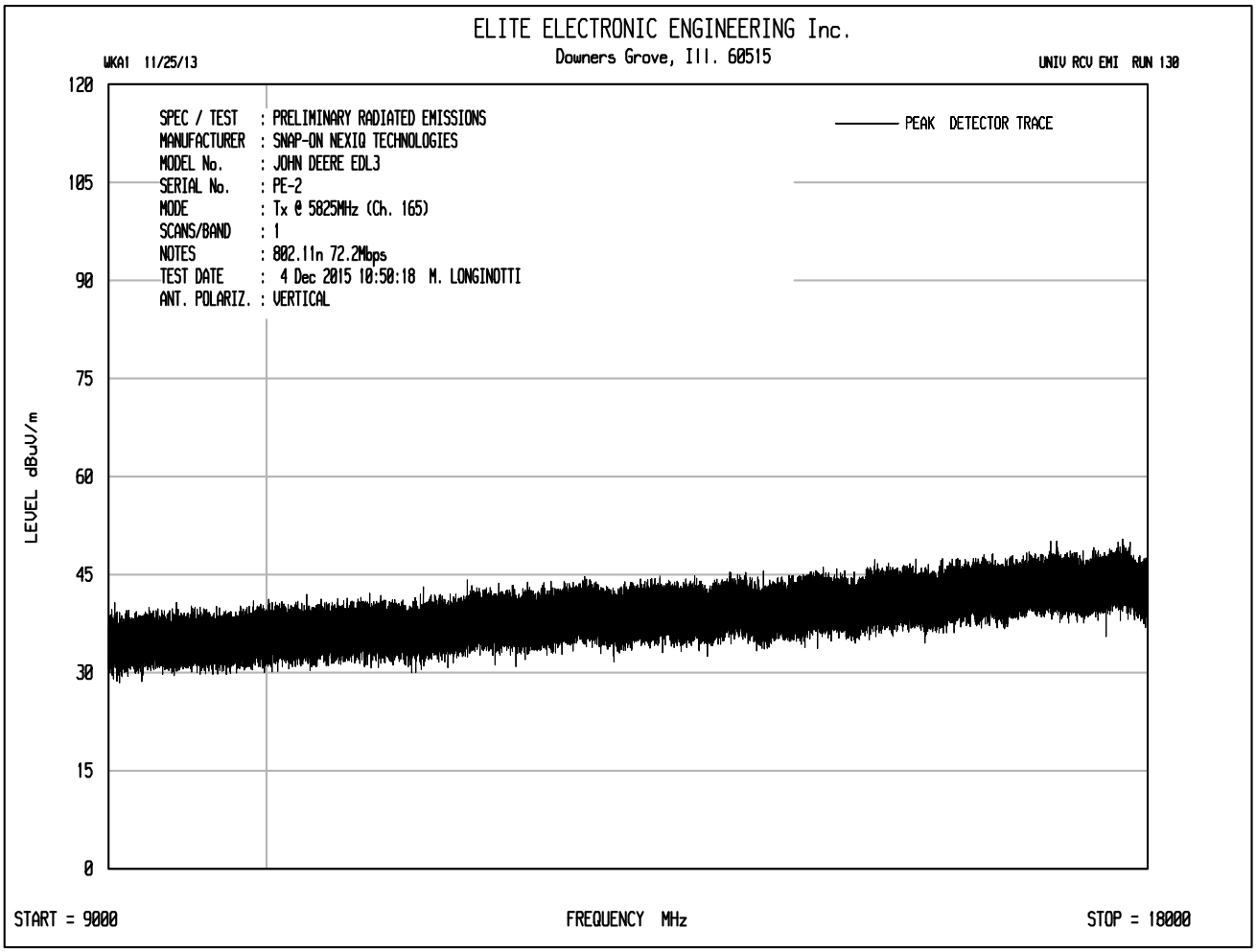
ELITE ELECTRONIC ENGINEERING Inc.
Downers Grove, Ill. 60515
WKA1 11/25/13
UNIV RCV EMI RUN 130
SPEC / TEST : PRELIMINARY RADIATED EMISSIONS
MANUFACTURER : SNAP-ON NEXIQ TECHNOLOGIES
MODEL No. : JOHN DEERE EDL3
SERIAL No. : PE-2
MODE : Tx @ 5825MHz (Ch. 165)
SCANS/BAND : 1
NOTES : 802.11n 72.2Mbps
TEST DATE : 4 Dec 2015 10:50:18 M. LONGINOTTI
ANT. POLARIZ. : VERTICAL
PEAK DETECTOR TRACE
LEVEL dBuV/m
120
105
90
75
60
45
30
15
0
START = 9000
FREQUENCY MHz
STOP = 18000

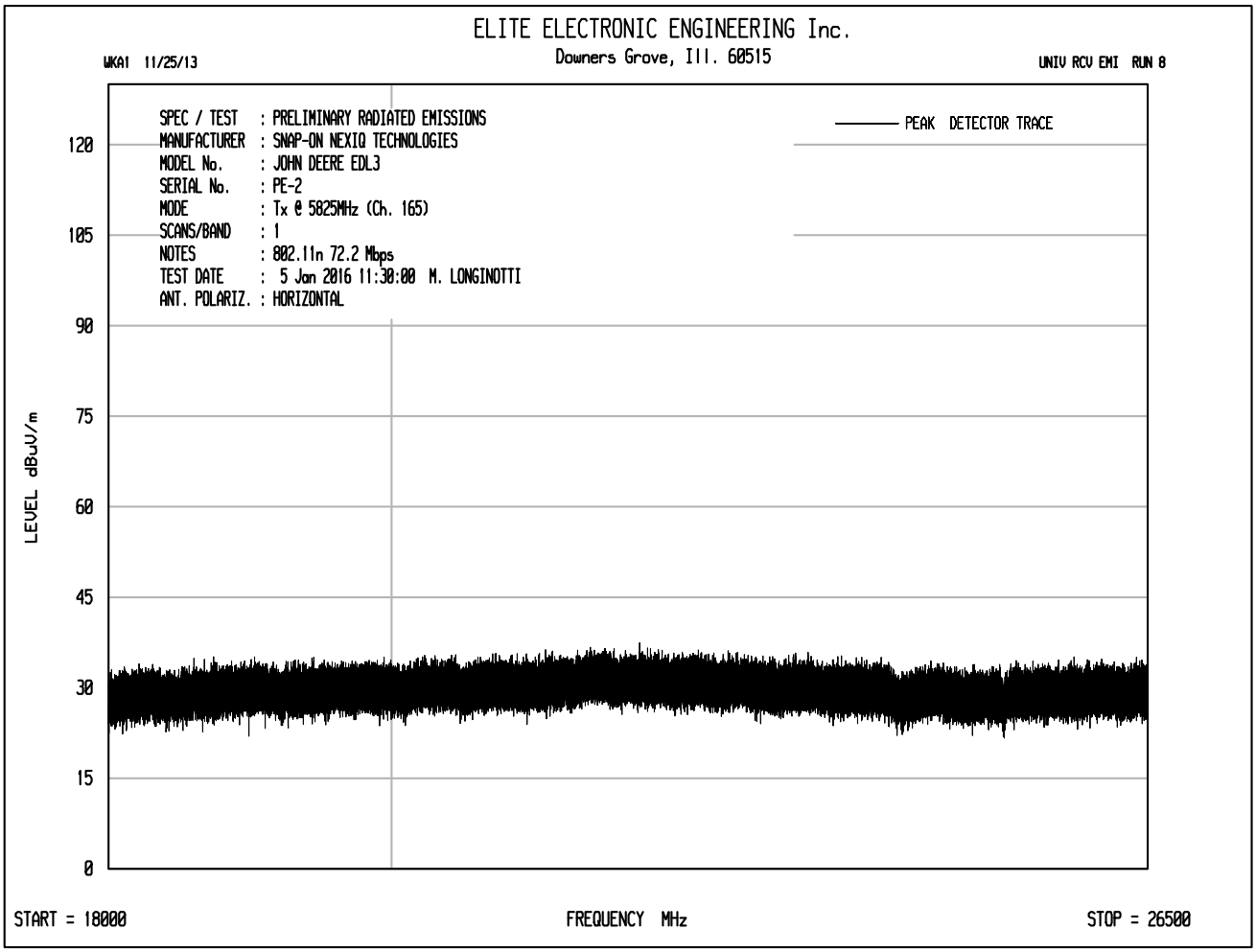
ELITE ELECTRONIC ENGINEERING Inc.
Downers Grove, Ill. 60515
WKA1 11/25/13
UNIV RCV EMI RUN 8
SPEC / TEST : PRELIMINARY RADIATED EMISSIONS
MANUFACTURER : SNAP-ON NEXIQ TECHNOLOGIES
MODEL No. : JOHN DEERE EDL3
SERIAL No. : PE-2
MODE : Tx @ 5825MHz (Ch. 165)
SCANS/BAND : 1
NOTES : 802.11n 72.2 Mbps
TEST DATE : 5 Jan 2016 11:30:00 M. LONGINOTTI
ANT. POLARIZ. : HORIZONTAL
PEAK DETECTOR TRACE
LEVEL dBuV/m
120
105
90
75
60
45
30
15
0
START = 18000
FREQUENCY MHz
STOP = 26500

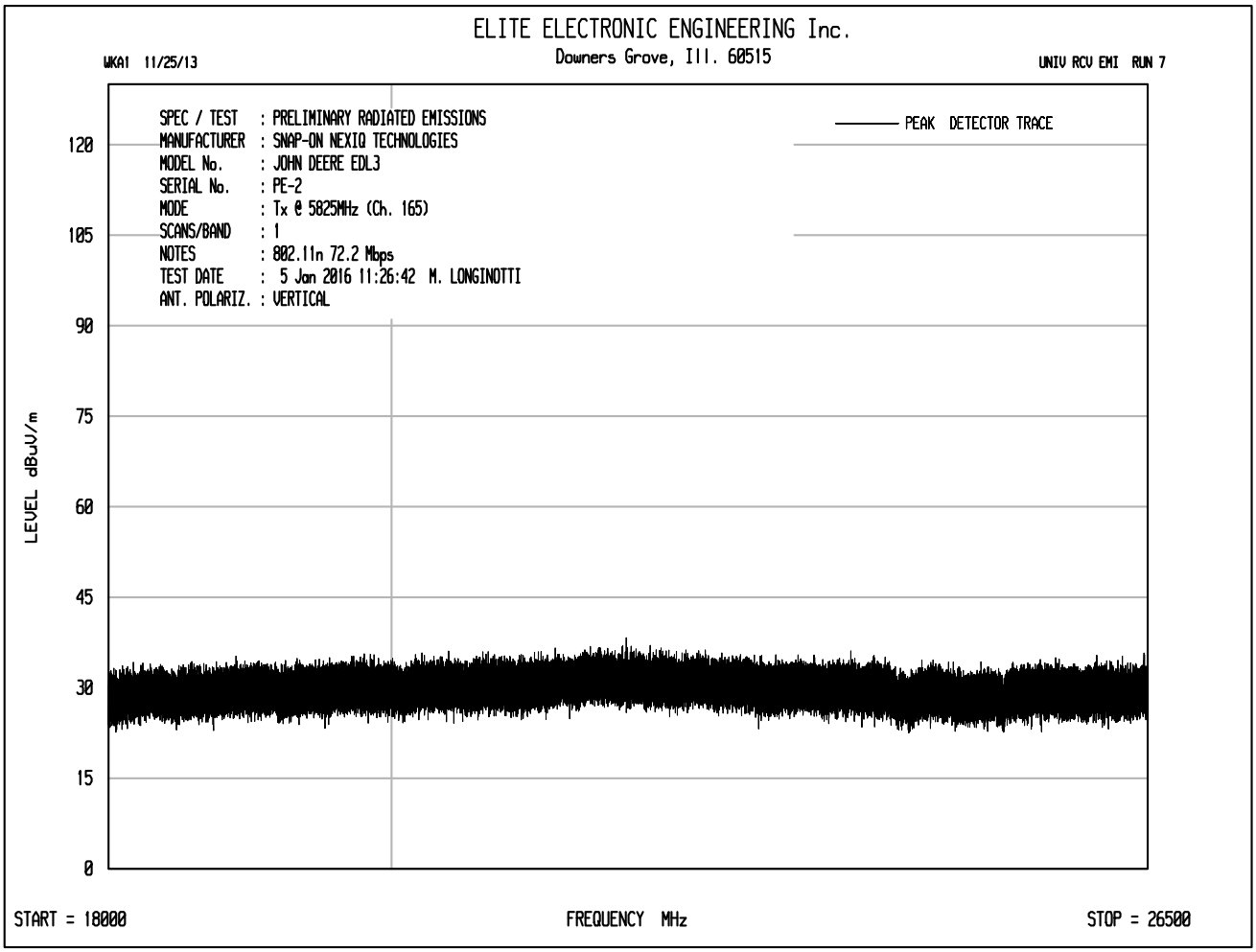
ELITE ELECTRONIC ENGINEERING Inc.
Downers Grove, Ill. 60515
WKA1 11/25/13
UNIV RCV EMI RUN 7
SPEC / TEST : PRELIMINARY RADIATED EMISSIONS
MANUFACTURER : SNAP-ON NEXIQ TECHNOLOGIES
MODEL No. : JOHN DEERE EDL3
SERIAL No. : PE-2
MODE : Tx @ 5825MHz (Ch. 165)
SCANS/BAND : 1
NOTES : 802.11n 72.2 Mbps
TEST DATE : 5 Jan 2016 11:26:42 M. LONGINOTTI
ANT. POLARIZ. : VERTICAL
PEAK DETECTOR TRACE
LEVEL dBuV/m
120
105
90
75
60
45
30
15
0
START = 18000
FREQUENCY MHz
STOP = 26500

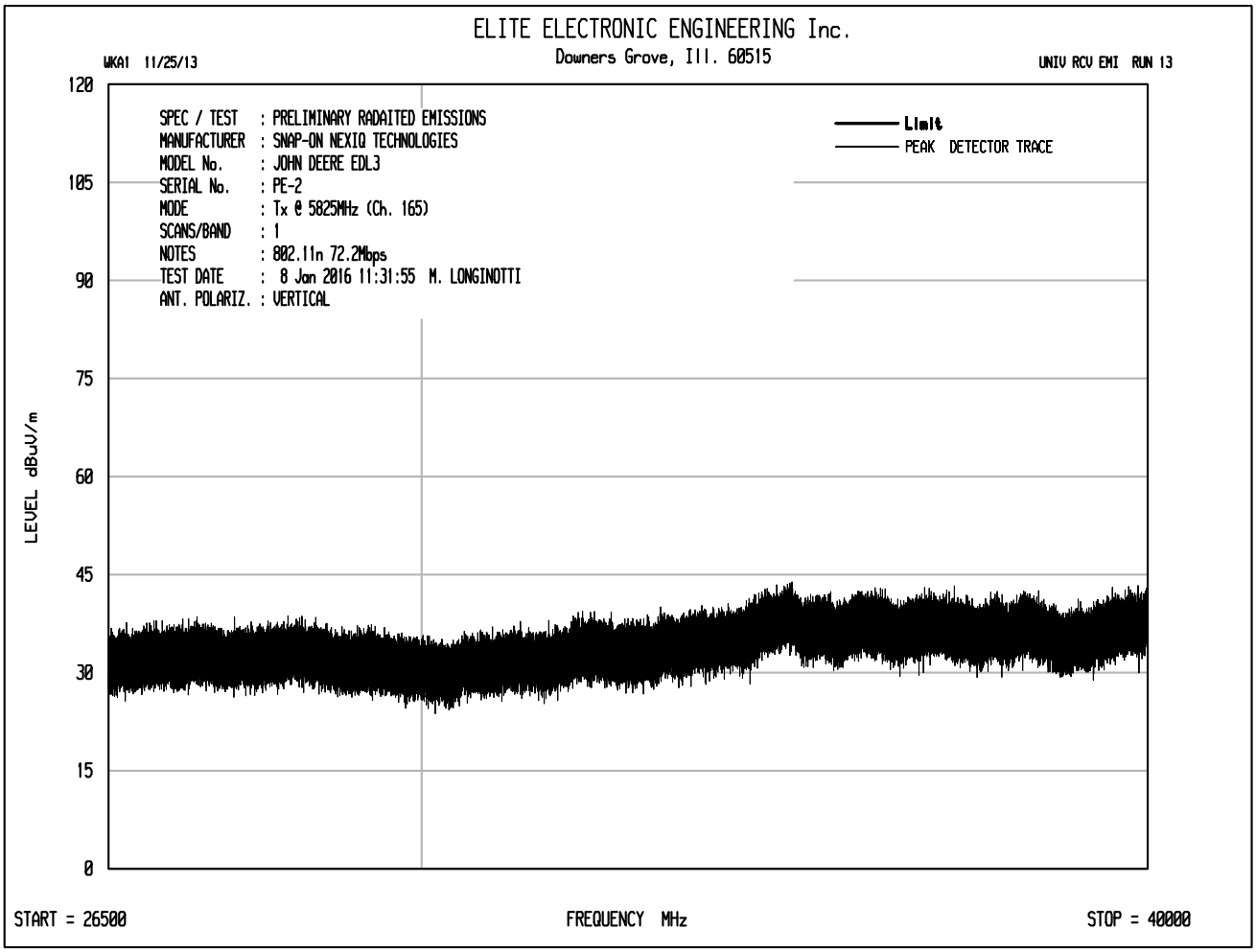
ELITE ELECTRONIC ENGINEERING Inc.
Downers Grove, Ill. 60515
WKA1 11/25/13
UNIV RCV EMI RUN 13
SPEC / TEST : PRELIMINARY RADAITED EMISSIONS
MANUFACTURER : SNAP-ON NEXIQ TECHNOLOGIES
MODEL No. : JOHN DEERE EDL3
SERIAL No. : PE-2
MODE : Tx @ 5825MHz (Ch. 165)
SCANS/BAND : 1
NOTES : 802.11n 72.2Mbps
TEST DATE : 8 Jan 2016 11:31:55 M. LONGINOTTI
ANT. POLARIZ. : VERTICAL
Limit
PEAK DETECTOR TRACE
LEVEL dBuV/m
120
105
90
75
60
45
30
15
0
START = 26500
FREQUENCY MHz
STOP = 40000

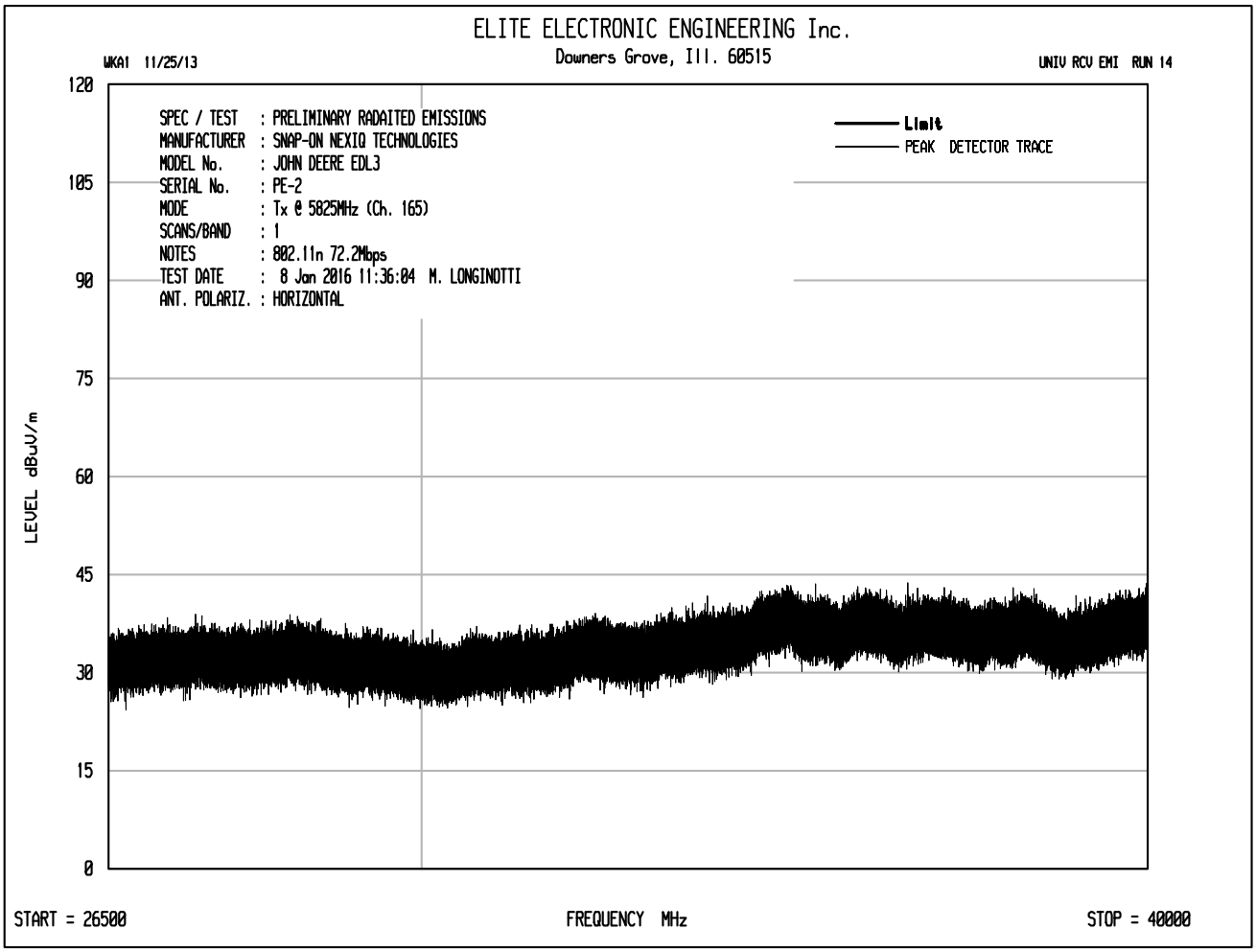
ELITE ELECTRONIC ENGINEERING Inc.
Downers Grove, Ill. 60515
WKA1 11/25/13
UNIV RCV EMI RUN 14
SPEC / TEST : PRELIMINARY RADAITED EMISSIONS
MANUFACTURER : SNAP-ON NEXIQ TECHNOLOGIES
MODEL No. : JOHN DEERE EDL3
SERIAL No. : PE-2
MODE : Tx @ 5825MHz (Ch. 165)
SCANS/BAND : 1
NOTES : 802.11n 72.2Mbps
TEST DATE : 8 Jan 2016 11:36:04 M. LONGINOTTI
ANT. POLARIZ. : HORIZONTAL
Limit
PEAK DETECTOR TRACE
LEVEL dBuV/m
120
105
90
75
60
45
30
15
0
START = 26500
FREQUENCY MHz
STOP = 40000

Manufacturer : Snap-On Nexiq Technologies
Model No. : John Deere EDL3
Serial No. : PE-2
Date Tested : November 23, 2015 through January 8, 2016
Test Performed : Radiated Spurious Emissions in Restricted Bands
Mode : Transmit at 5825MHz, 802.11a 6 Mb/sec
Test Distance : 3 meters
Notes : Peak Readings with a 1MHz RBW

Freq. MHz	Ant Pol	Meter Reading (dBuV)	Ambient	CBL Fac (dB)	Ant Fac (dB)	Pre Amp (dB)	Peak Total dBuV/m at 3m	Peak Total uV/m at 3 m	Peak Limit uV/m at 3 m	Margin (dB)
11650.00	H	48.4	Ambient	7.8	38.7	-39.2	55.7	612.8	5000.0	-18.2
11650.00	V	48.9	Ambient	7.8	38.7	-39.2	56.2	649.1	5000.0	-17.7

Peak Total (dBuV/m) = Meter Reading (dBuV) + CBL Fac (dB) + Ant Fac (dB) + Pre Amp (dB)

Peak Total (uV/m) = 10^(Peak Total (dBuV/m)/20)

Manufacturer : Snap-On Nexiq Technologies
Model No. : John Deere EDL3
Serial No. : PE-2
Date Tested : November 23, 2015 through January 4, 2016
Test Performed : Radiated Spurious Emissions in Restricted Bands
Mode : Transmit at 5825MHz, 802.11a 6 Mb/sec
Test Distance : 3 meters
Notes : Average Readings with a 1MHz RBW

Freq. MHz	Ant Pol	Meter Reading (dBuV)	Ambient	CBL Fac (dB)	Ant Fac (dB)	Pre Amp (dB)	Average Total dBuV/m at 3m	Average Total uV/m at 3 m	Average Limit uV/m at 3 m	Margin (dB)
11650.00	H	36.0	Ambient	7.8	38.7	-39.2	43.3	147.0	500.0	-10.6
11650.00	V	36.0	Ambient	7.8	38.7	-39.2	43.3	147.0	500.0	-10.6

Average Total (dBuV/m) = Meter Reading (dBuV) + CBL Fac (dB) + Ant Fac (dB) + Pre Amp (dB)

Average Total (uV/m) = 10^(Peak Total (dBuV/m)/20)

Manufacturer : Snap-On Nexiq Technologies
Model No. : John Deere EDL3
Serial No. : PE-2
Date Tested : November 23, 2015 through January 8, 2016
Test Performed : Radiated Spurious Emissions in Restricted Bands
Mode : Transmit at 5825MHz, 802.11n 72.2 Mb/sec
Test Distance : 3 meters
Notes : Peak Readings with a 1MHz RBW

Freq. MHz	Ant Pol	Meter Reading (dBuV)	Ambient	CBL Fac (dB)	Ant Fac (dB)	Pre Amp (dB)	Peak Total dBuV/m at 3m	Peak Total uV/m at 3 m	Peak Limit uV/m at 3 m	Margin (dB)
11650.00	H	49.5	Ambient	7.8	38.7	-39.2	56.8	695.6	5000.0	-17.1
11650.00	V	48.8	Ambient	7.8	38.7	-39.2	56.1	641.7	5000.0	-17.8

Peak Total (dBuV/m) = Meter Reading (dBuV) + CBL Fac (dB) + Ant Fac (dB) + Pre Amp (dB)

Peak Total (uV/m) = 10^(Peak Total (dBuV/m)/20)

Manufacturer : Snap-On Nexiq Technologies
Model No. : John Deere EDL3
Serial No. : PE-2
Date Tested : November 23, 2015 through January 4, 2016
Test Performed : Radiated Spurious Emissions in Restricted Bands
Mode : Transmit at 5825MHz, 802.11n 72.2 Mb/sec
Test Distance : 3 meters
Notes : Average Readings with a 1MHz RBW

Freq. MHz	Ant Pol	Meter Reading (dBuV)	Ambient	CBL Fac (dB)	Ant Fac (dB)	Pre Amp (dB)	Average Total dBuV/m at 3m	Average Total uV/m at 3 m	Average Limit uV/m at 3 m	Margin (dB)
11650.00	H	36.0	Ambient	7.8	38.7	-39.2	43.3	147.0	500.0	-10.6
11650.00	V	36.0	Ambient	7.8	38.7	-39.2	43.3	147.0	500.0	-10.6

Average Total (dBuV/m) = Meter Reading (dBuV) + CBL Fac (dB) + Ant Fac (dB) + Pre Amp (dB)

Average Total (uV/m) = 10^(Peak Total (dBuV/m)/20)

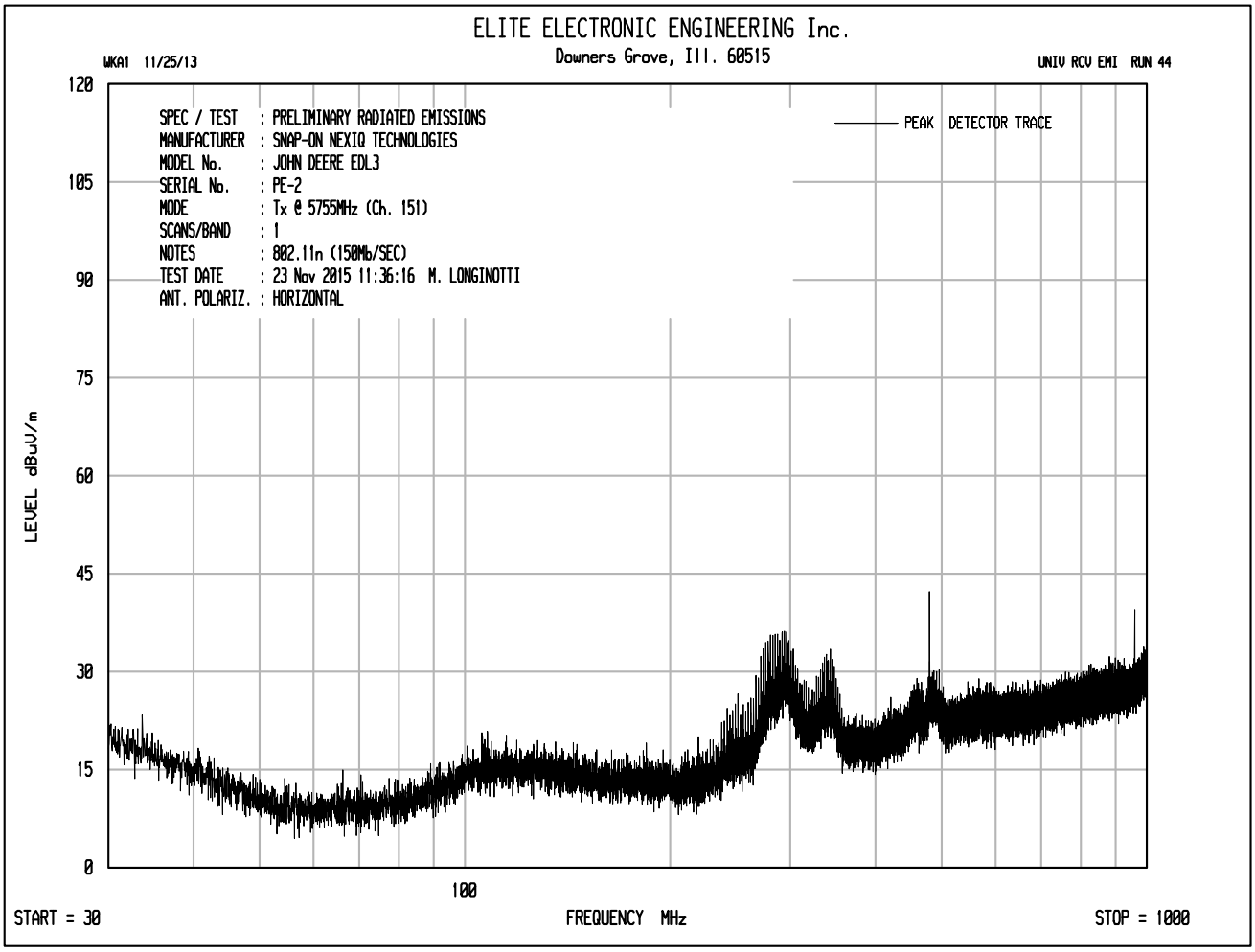
ELITE ELECTRONIC ENGINEERING Inc.
Downers Grove, Ill. 60515
WKA1 11/25/13
UNIV RCV EMI RUN 44
SPEC / TEST : PRELIMINARY RADIATED EMISSIONS
MANUFACTURER : SNAP-ON NEXIQ TECHNOLOGIES
MODEL No. : JOHN DEERE EDL3
SERIAL No. : PE-2
MODE : Tx @ 5755MHz (Ch. 151)
SCANS/BAND : 1
NOTES : 802.11n (150Mb/SEC)
TEST DATE : 23 Nov 2015 11:36:16 M. LONGINOTTI
ANT. POLARIZ. : HORIZONTAL
PEAK DETECTOR TRACE
LEVEL dBuV/m
120
105
90
75
60
45
30
15
0
100
START = 30
FREQUENCY MHz
STOP = 1000

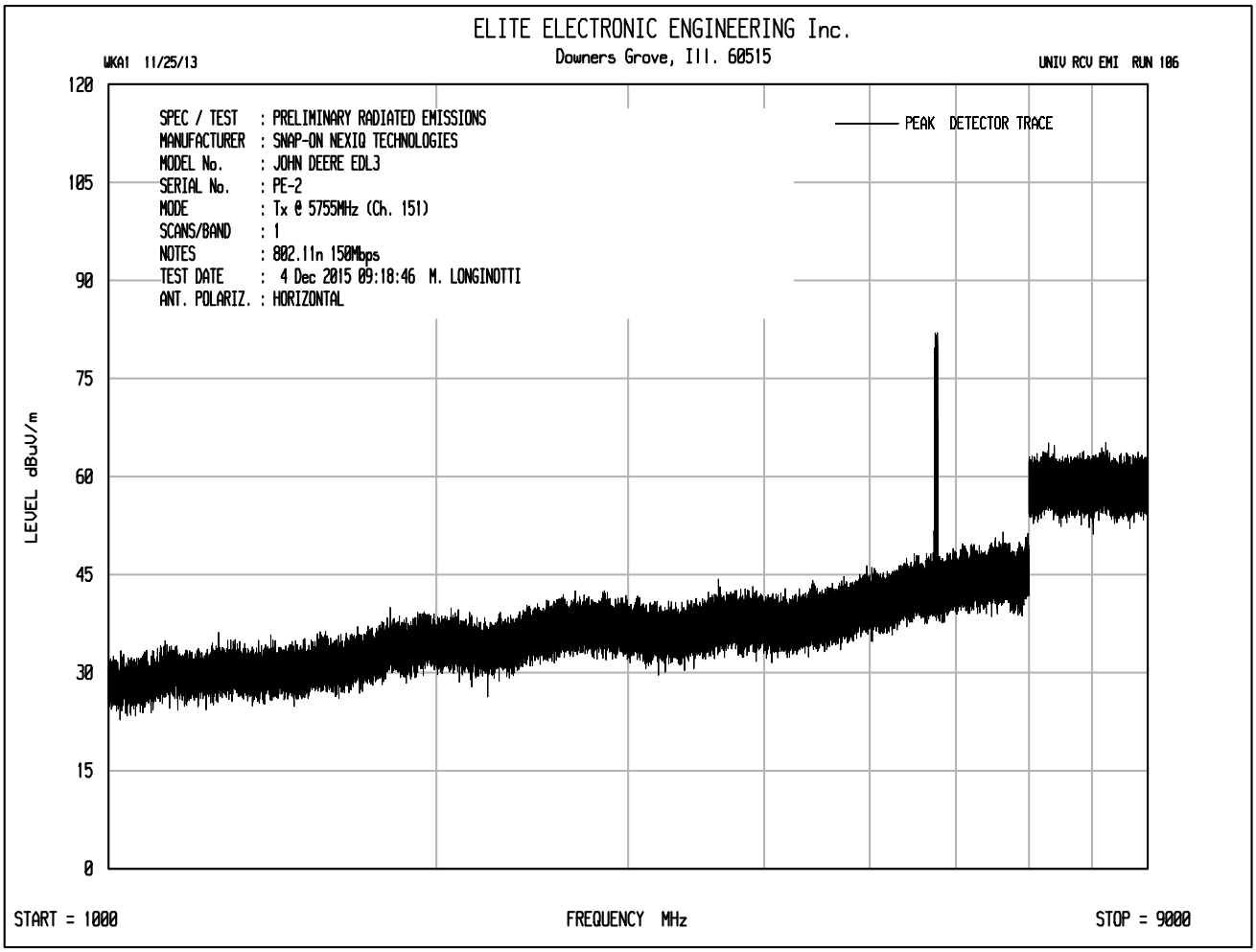
ELITE ELECTRONIC ENGINEERING Inc.
Downers Grove, Ill. 60515
WKA1 11/25/13
UNIV RCV EMI RUN 106
SPEC / TEST : PRELIMINARY RADIATED EMISSIONS
MANUFACTURER : SNAP-ON NEXIQ TECHNOLOGIES
MODEL No. : JOHN DEERE EDL3
SERIAL No. : PE-2
MODE : Tx @ 5755MHz (Ch. 151)
SCANS/BAND : 1
NOTES : 802.11n 150Mbps
TEST DATE : 4 Dec 2015 09:18:46 M. LONGINOTTI
ANT. POLARIZ. : HORIZONTAL
PEAK DETECTOR TRACE
LEVEL dBuV/m
120
105
90
75
60
45
30
15
0
START = 1000
FREQUENCY MHz
STOP = 9000

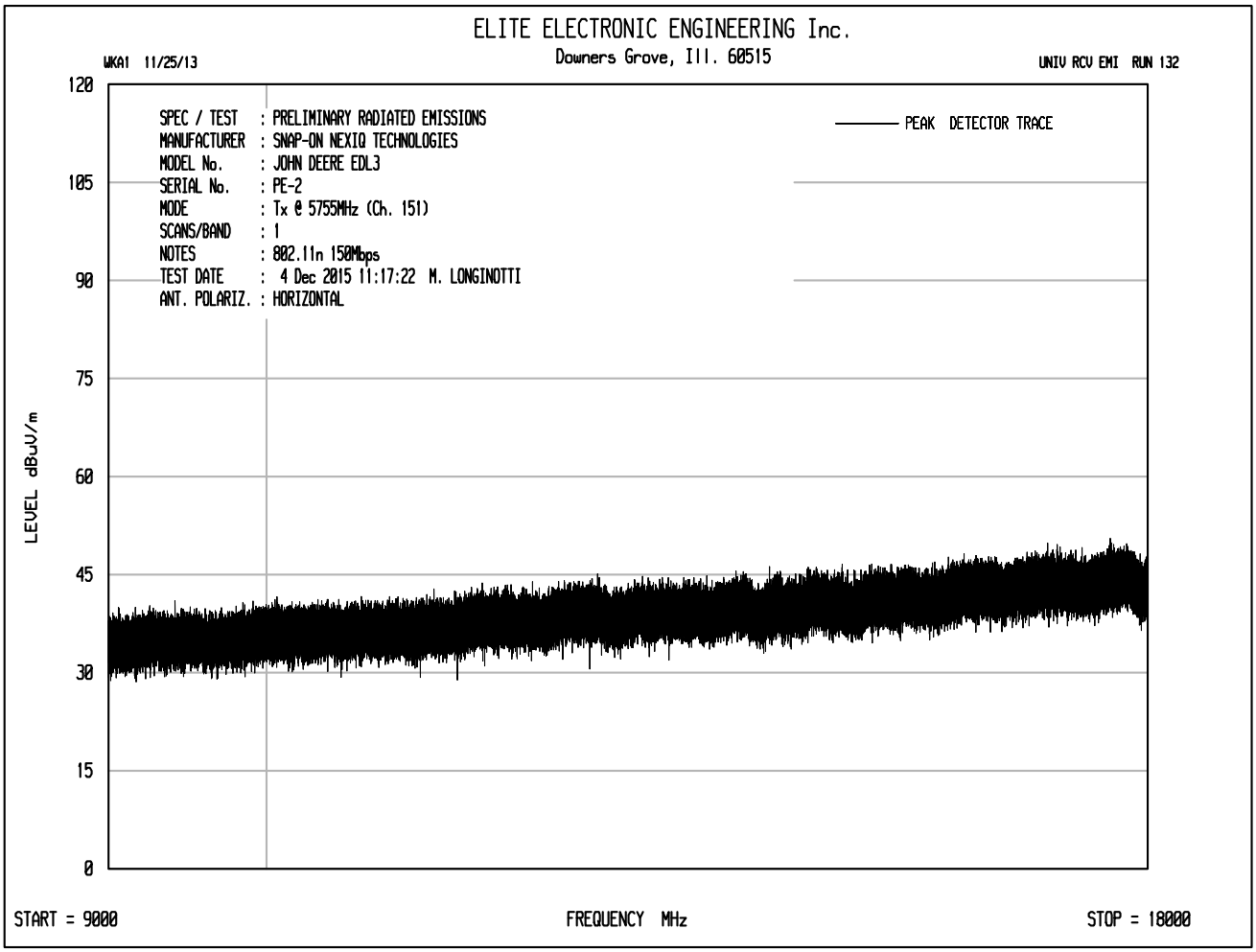
ELITE ELECTRONIC ENGINEERING Inc.
Downers Grove, Ill. 60515
WKA1 11/25/13
UNIV RCV EMI RUN 132
SPEC / TEST : PRELIMINARY RADIATED EMISSIONS
MANUFACTURER : SNAP-ON NEXIQ TECHNOLOGIES
MODEL No. : JOHN DEERE EDL3
SERIAL No. : PE-2
MODE : Tx @ 5755MHz (Ch. 151)
SCANS/BAND : 1
NOTES : 802.11n 150Mbps
TEST DATE : 4 Dec 2015 11:17:22 M. LONGINOTTI
ANT. POLARIZ. : HORIZONTAL
PEAK DETECTOR TRACE
LEVEL dBuV/m
120
105
90
75
60
45
30
15
0
START = 9000
FREQUENCY MHz
STOP = 18000

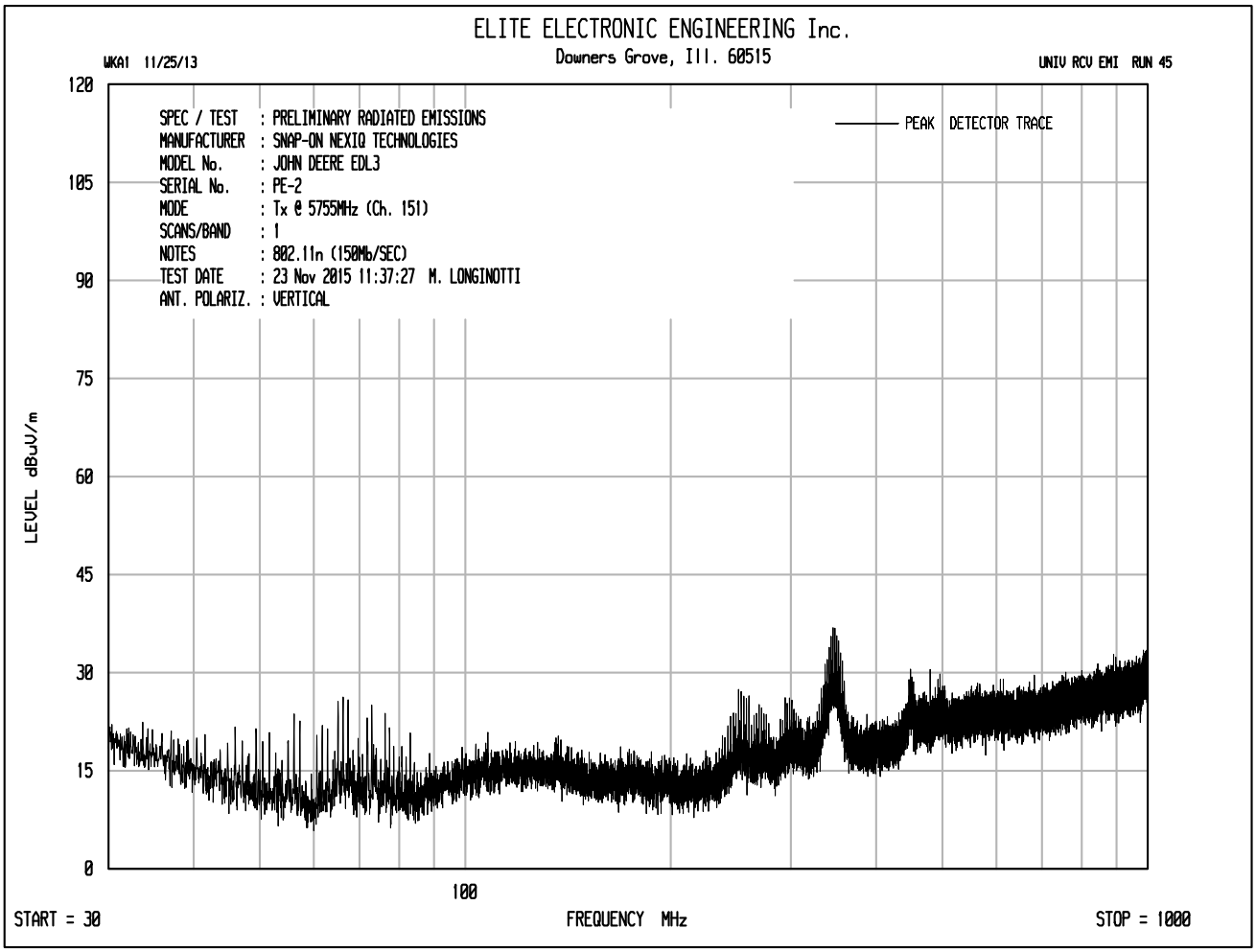
ELITE ELECTRONIC ENGINEERING Inc.
Downers Grove, Ill. 60515
WKA1 11/25/13
UNIV RCV EMI RUN 45
SPEC / TEST : PRELIMINARY RADIATED EMISSIONS
MANUFACTURER : SNAP-ON NEXIQ TECHNOLOGIES
MODEL No. : JOHN DEERE EDL3
SERIAL No. : PE-2
MODE : Tx @ 5755MHz (Ch. 151)
SCANS/BAND : 1
NOTES : 802.11n (150Mb/SEC)
TEST DATE : 23 Nov 2015 11:37:27 M. LONGINOTTI
ANT. POLARIZ. : VERTICAL
PEAK DETECTOR TRACE
LEVEL dBuV/m
120
105
90
75
60
45
30
15
0
100
START = 30
FREQUENCY MHz
STOP = 1000

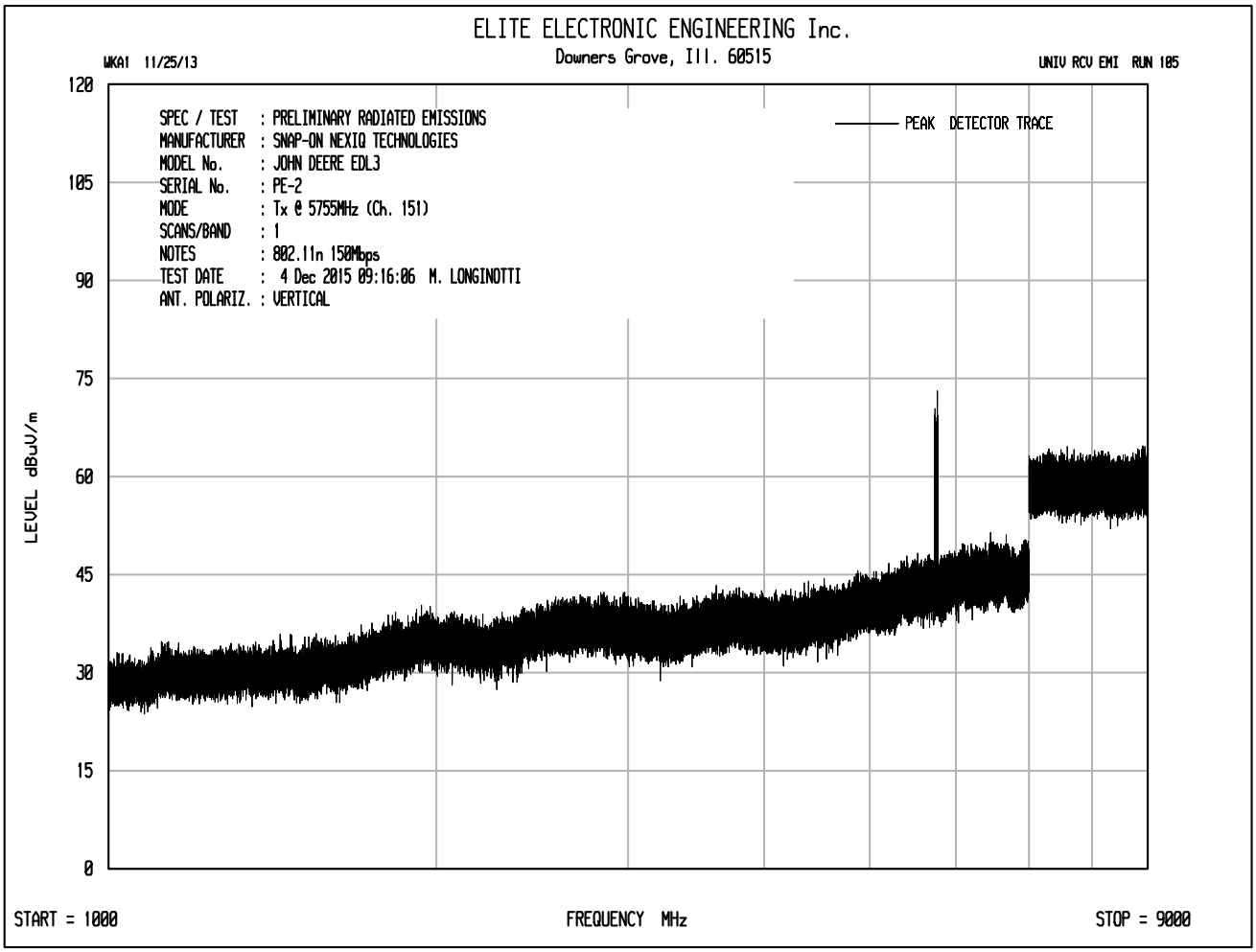
ELITE ELECTRONIC ENGINEERING Inc.
Downers Grove, Ill. 60515
WKA1 11/25/13
UNIV RCV EMI RUN 105
SPEC / TEST : PRELIMINARY RADIATED EMISSIONS
MANUFACTURER : SNAP-ON NEXIQ TECHNOLOGIES
MODEL No. : JOHN DEERE EDL3
SERIAL No. : PE-2
MODE : Tx @ 5755MHz (Ch. 151)
SCANS/BAND : 1
NOTES : 802.11n 150Mbps
TEST DATE : 4 Dec 2015 09:16:06 M. LONGINOTTI
ANT. POLARIZ. : VERTICAL
PEAK DETECTOR TRACE
LEVEL dBuV/m
120
105
90
75
60
45
30
15
0
START = 1000
FREQUENCY MHz
STOP = 9000

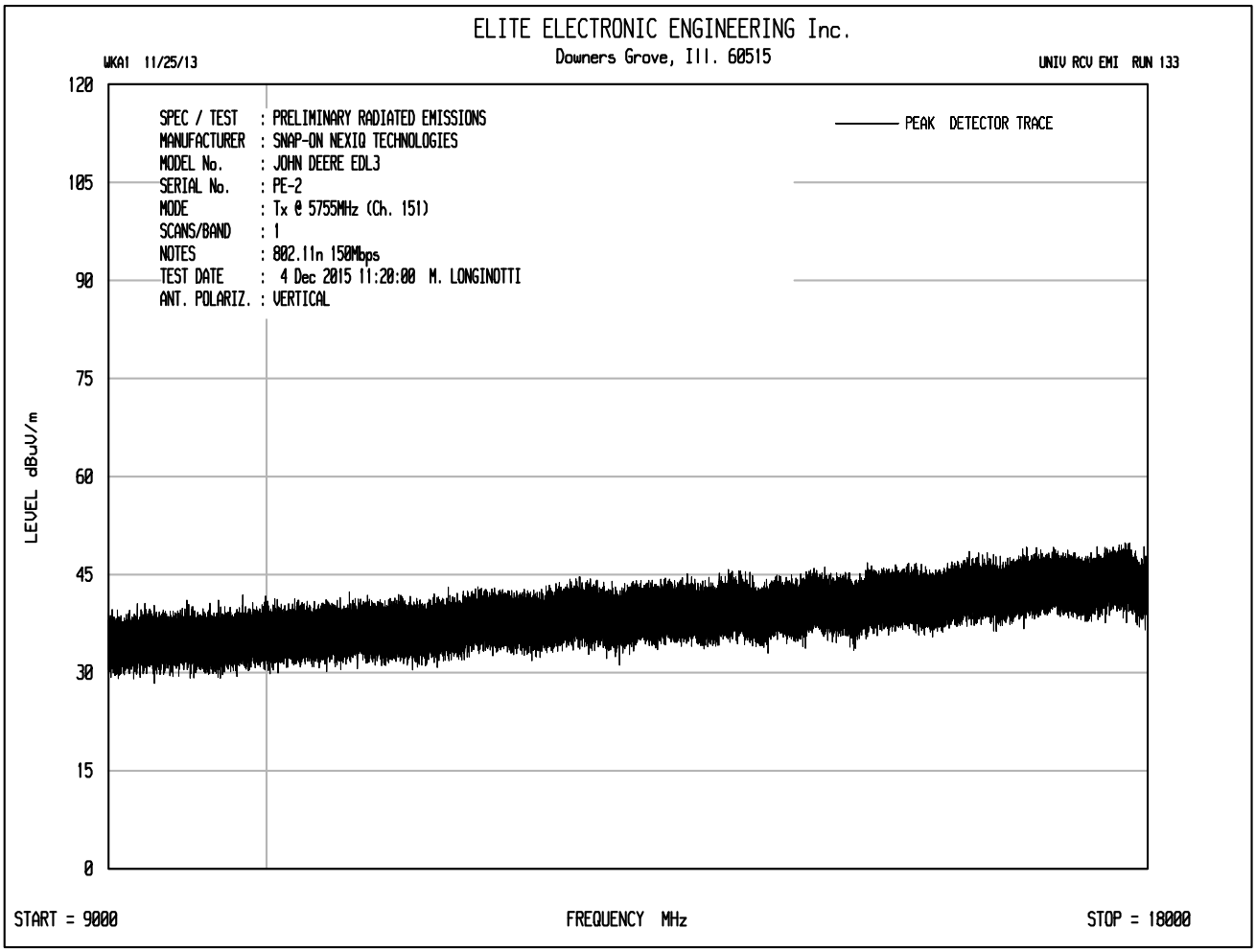
ELITE ELECTRONIC ENGINEERING Inc.
Downers Grove, Ill. 60515
WKA1 11/25/13
UNIV RCV EMI RUN 133
SPEC / TEST : PRELIMINARY RADIATED EMISSIONS
MANUFACTURER : SNAP-ON NEXIQ TECHNOLOGIES
MODEL No. : JOHN DEERE EDL3
SERIAL No. : PE-2
MODE : Tx @ 5755MHz (Ch. 151)
SCANS/BAND : 1
NOTES : 802.11n 150Mbps
TEST DATE : 4 Dec 2015 11:20:00 M. LONGINOTTI
ANT. POLARIZ. : VERTICAL
PEAK DETECTOR TRACE
LEVEL dBuV/m
120
105
90
75
60
45
30
15
0
START = 9000
FREQUENCY MHz
STOP = 18000

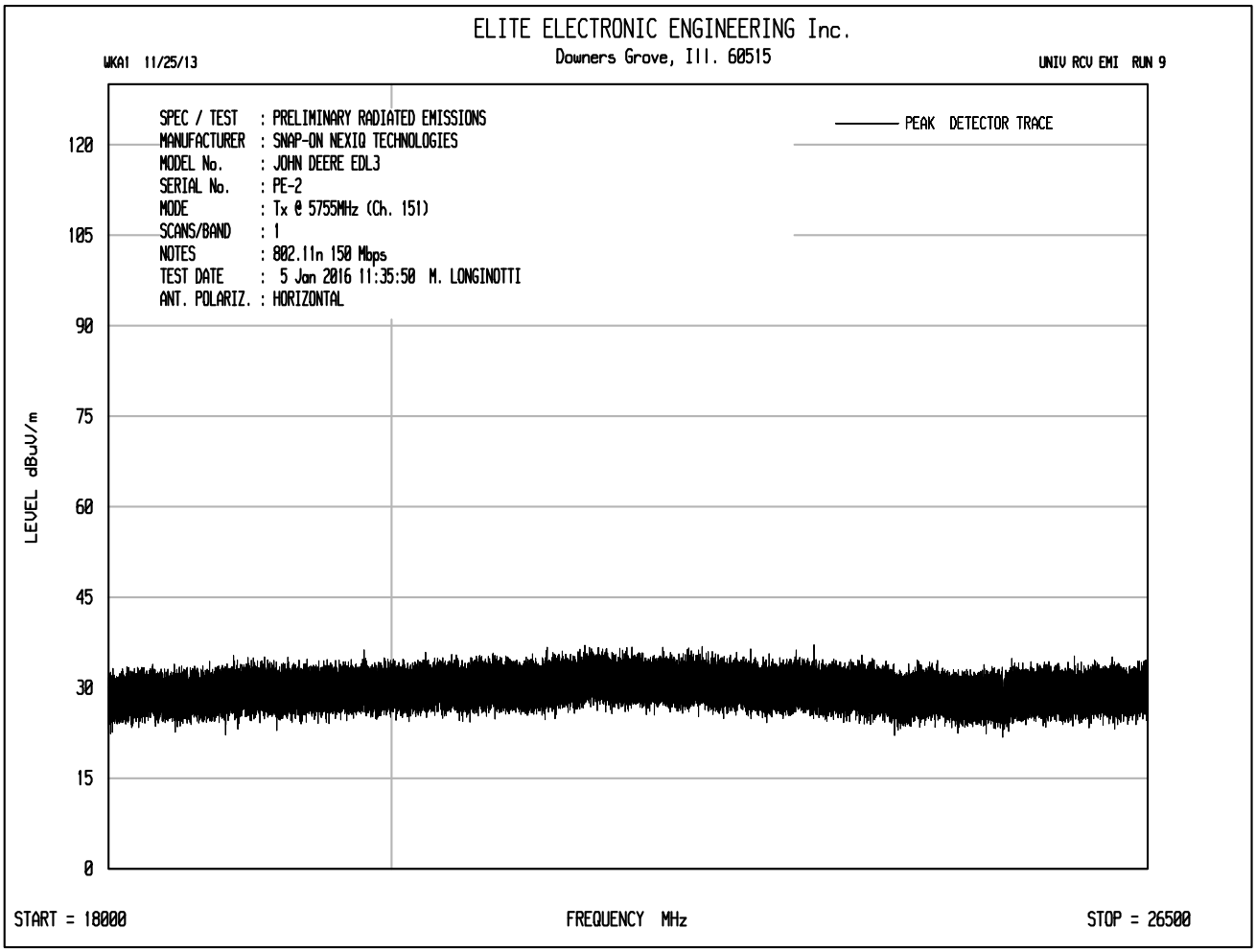
ELITE ELECTRONIC ENGINEERING Inc.
Downers Grove, Ill. 60515
WKA1 11/25/13
UNIV RCV EMI RUN 9
SPEC / TEST : PRELIMINARY RADIATED EMISSIONS
MANUFACTURER : SNAP-ON NEXIQ TECHNOLOGIES
MODEL No. : JOHN DEERE EDL3
SERIAL No. : PE-2
MODE : Tx @ 5755MHz (Ch. 151)
SCANS/BAND : 1
NOTES : 802.11n 150 Mbps
TEST DATE : 5 Jan 2016 11:35:50 M. LONGINOTTI
ANT. POLARIZ. : HORIZONTAL
PEAK DETECTOR TRACE
LEVEL dBuV/m
120
105
90
75
60
45
30
15
0
START = 18000
FREQUENCY MHz
STOP = 26500

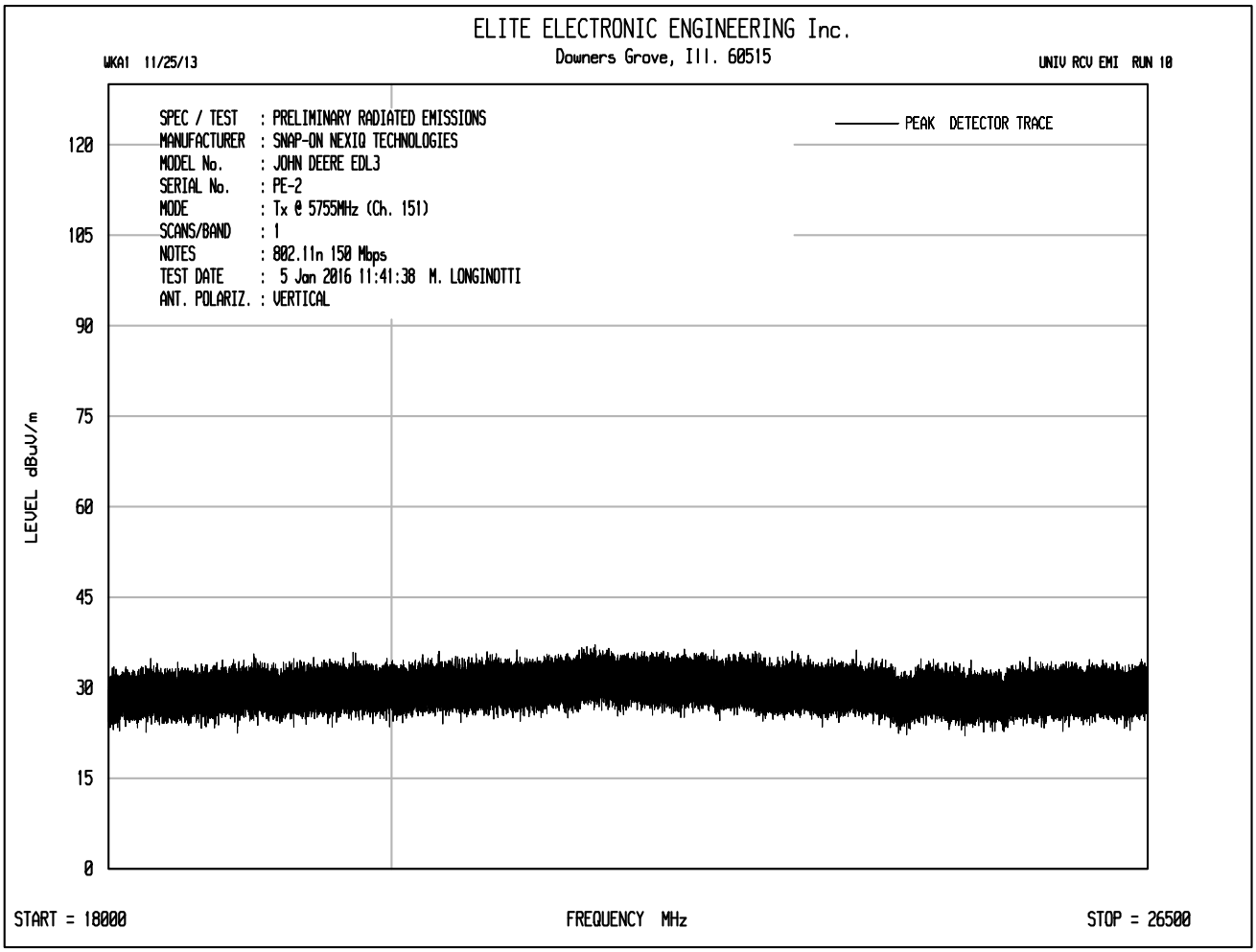
ELITE ELECTRONIC ENGINEERING Inc.
Downers Grove, Ill. 60515
WKA1 11/25/13
UNIV RCV EMI RUN 10
SPEC / TEST : PRELIMINARY RADIATED EMISSIONS
MANUFACTURER : SNAP-ON NEXIQ TECHNOLOGIES
MODEL No. : JOHN DEERE EDL3
SERIAL No. : PE-2
MODE : Tx @ 5755MHz (Ch. 151)
SCANS/BAND : 1
NOTES : 802.11n 150 Mbps
TEST DATE : 5 Jan 2016 11:41:38 M. LONGINOTTI
ANT. POLARIZ. : VERTICAL
PEAK DETECTOR TRACE
LEVEL dBuV/m
120
105
90
75
60
45
30
15
0
START = 18000
FREQUENCY MHz
STOP = 26500

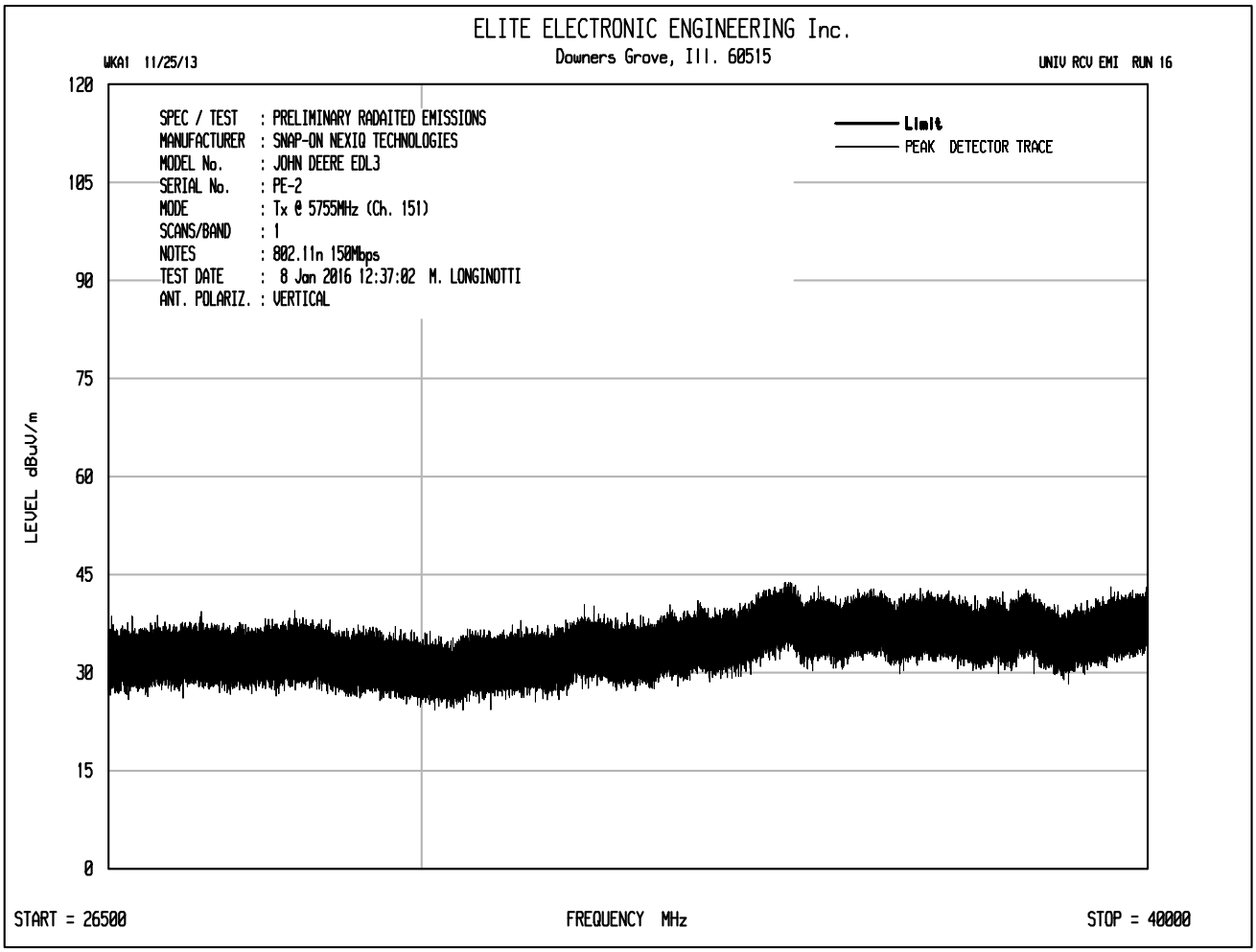
ELITE ELECTRONIC ENGINEERING Inc.
Downers Grove, Ill. 60515
WKA1 11/25/13
UNIV RCV EMI RUN 16
SPEC / TEST : PRELIMINARY RADAITED EMISSIONS
MANUFACTURER : SNAP-ON NEXIQ TECHNOLOGIES
MODEL No. : JOHN DEERE EDL3
SERIAL No. : PE-2
MODE : Tx @ 5755MHz (Ch. 151)
SCANS/BAND : 1
NOTES : 802.11n 150Mbps
TEST DATE : 8 Jan 2016 12:37:02 M. LONGINOTTI
ANT. POLARIZ. : VERTICAL
Limit
PEAK DETECTOR TRACE
LEVEL dBuV/m
120
105
90
75
60
45
30
15
0
START = 26500
FREQUENCY MHz
STOP = 40000

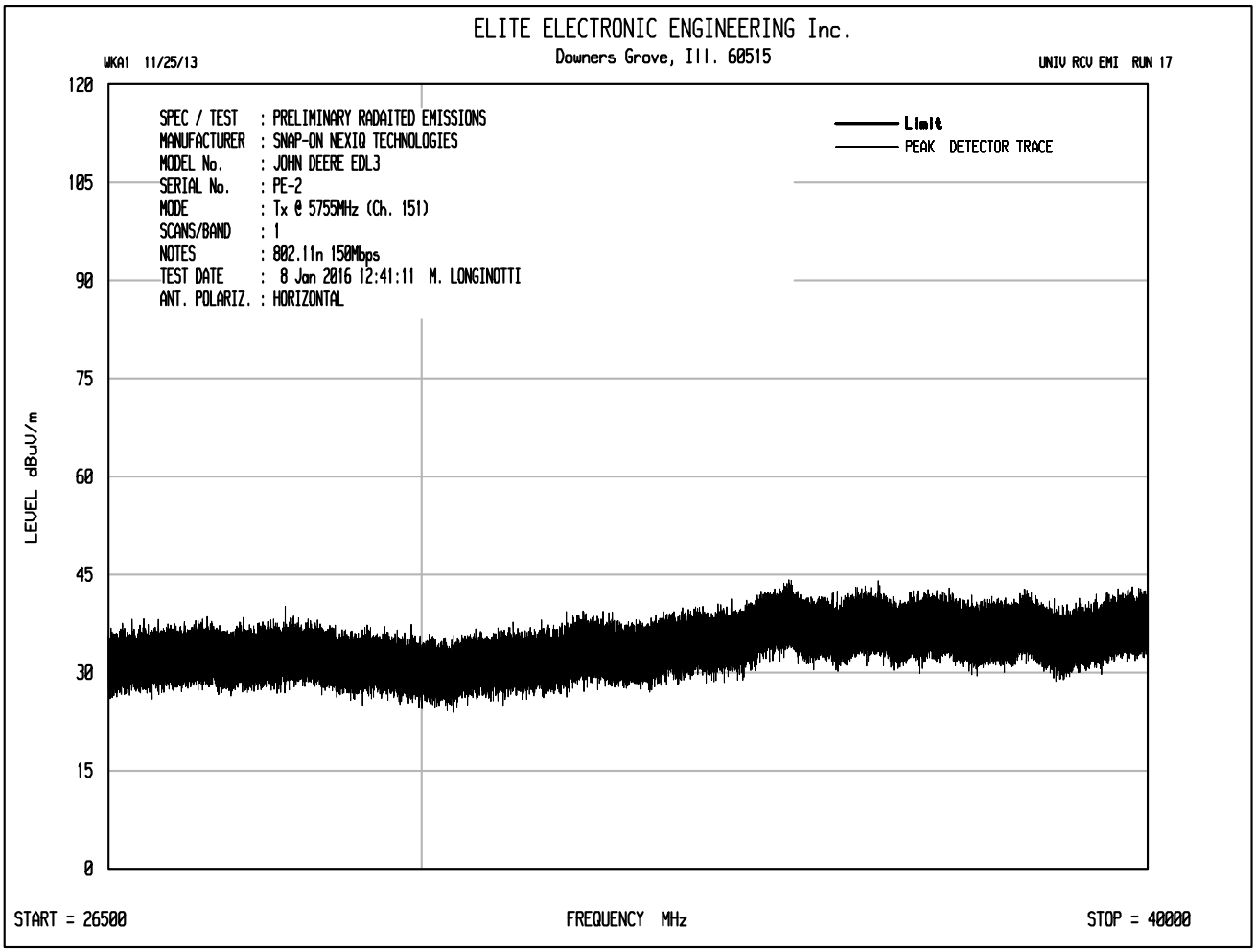
ELITE ELECTRONIC ENGINEERING Inc.
Downers Grove, Ill. 60515
WKA1 11/25/13
UNIV RCV EMI RUN 17
SPEC / TEST : PRELIMINARY RADAITED EMISSIONS
MANUFACTURER : SNAP-ON NEXIQ TECHNOLOGIES
MODEL No. : JOHN DEERE EDL3
SERIAL No. : PE-2
MODE : Tx @ 5755MHz (Ch. 151)
SCANS/BAND : 1
NOTES : 802.11n 150Mbps
TEST DATE : 8 Jan 2016 12:41:11 M. LONGINOTTI
ANT. POLARIZ. : HORIZONTAL
Limit
PEAK DETECTOR TRACE
LEVEL dBuV/m
120
105
90
75
60
45
30
15
0
START = 26500
FREQUENCY MHz
STOP = 40000

Manufacturer : Snap-On Nexiq Technologies
Model No. : John Deere EDL3
Serial No. : PE-2
Date Tested : November 23, 2015 through January 8, 2016
Test Performed : Radiated Spurious Emissions in Restricted Bands
Mode : Transmit at 5755MHz, 802.11n 150 Mb/sec
Test Distance : 3 meters
Notes : Peak Readings with a 1MHz RBW

Freq. MHz	Ant Pol	Meter Reading (dBuV)	Ambient	CBL Fac (dB)	Ant Fac (dB)	Pre Amp (dB)	Peak Total dBuV/m at 3m	Peak Total uV/m at 3 m	Peak Limit uV/m at 3 m	Margin (dB)
11510.00	H	49.6	Ambient	7.8	38.5	-39.2	56.7	684.5	5000.0	-17.3
11510.00	V	50.2	Ambient	7.8	38.5	-39.2	57.3	733.4	5000.0	-16.7
23020.00	H	32.6	Ambient	2.3	40.6	-30.0	45.5	188.6	5000.0	-28.5
23020.00	V	31.8	Ambient	2.3	40.6	-30.0	44.7	172.0	5000.0	-29.3

Peak Total (dBuV/m) = Meter Reading (dBuV) + CBL Fac (dB) + Ant Fac (dB) + Pre Amp (dB)

Peak Total (uV/m) = 10^(Peak Total (dBuV/m)/20)

Manufacturer : Snap-On Nexiq Technologies
Model No. : John Deere EDL3
Serial No. : PE-2
Date Tested : November 23, 2015 through January 4, 2016
Test Performed : Radiated Spurious Emissions in Restricted Bands
Mode : Transmit at 5755MHz, 802.11n 150 Mb/sec
Test Distance : 3 meters
Notes : Average Readings with a 1MHz RBW

Freq. MHz	Ant Pol	Meter Reading (dBuV)	Ambient	CBL Fac (dB)	Ant Fac (dB)	Pre Amp (dB)	Average Total dBuV/m at 3m	Average Total uV/m at 3 m	Average Limit uV/m at 3 m	Margin (dB)
11510.00	H	36.2	Ambient	7.8	38.5	-39.2	43.3	146.3	500.0	-10.7
11510.00	V	36.2	Ambient	7.8	38.5	-39.2	43.3	146.3	500.0	-10.7
23020.00	H	20.4	Ambient	2.3	40.6	-30.0	33.3	46.3	500.0	-20.7
23020.00	V	20.3	Ambient	2.3	40.6	-30.0	33.2	45.8	500.0	-20.8

Average Total (dBuV/m) = Meter Reading (dBuV) + CBL Fac (dB) + Ant Fac (dB) + Pre Amp (dB)

Average Total (uV/m) = 10^(Peak Total (dBuV/m)/20)

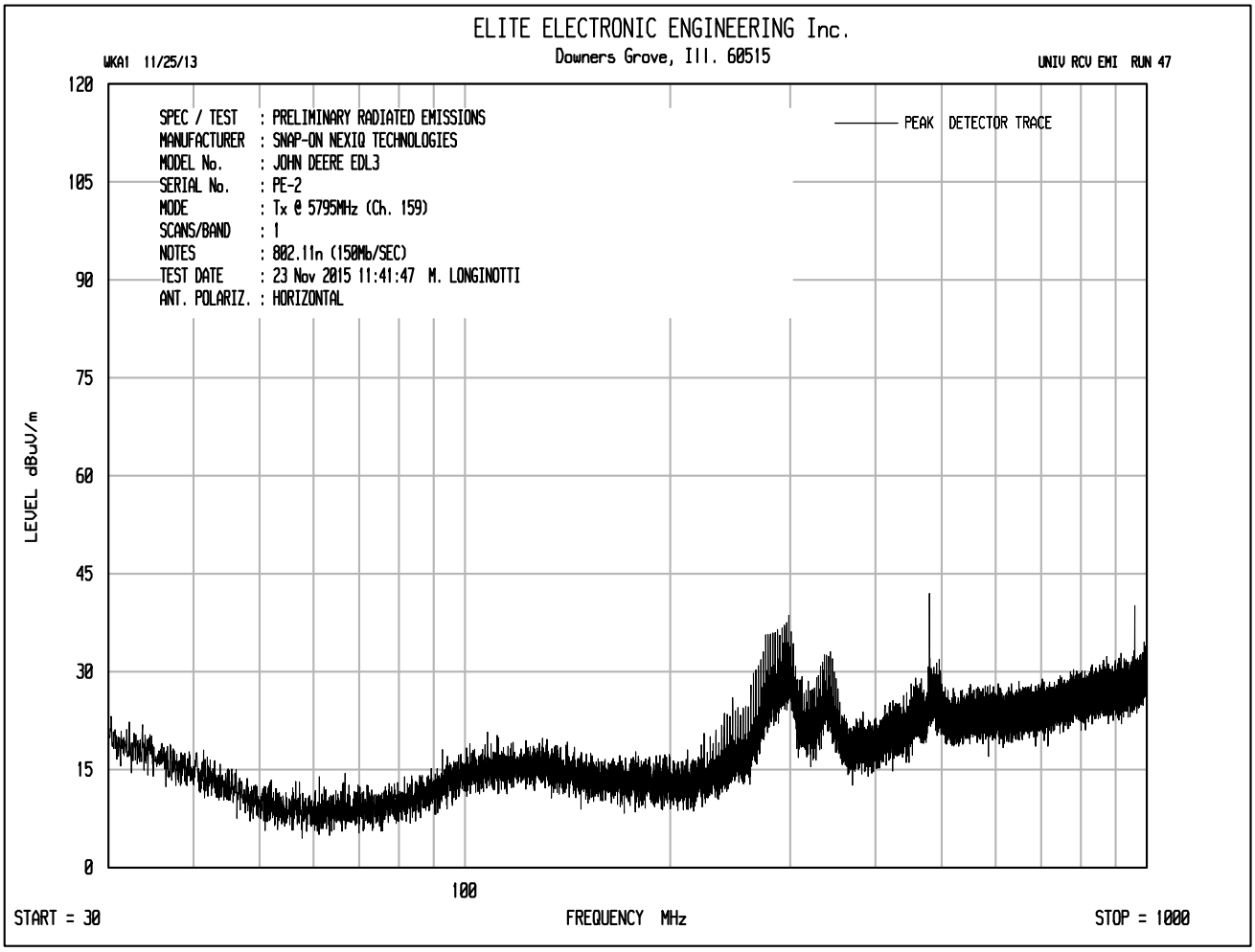
ELITE ELECTRONIC ENGINEERING Inc.
Downers Grove, Ill. 60515
WKA1 11/25/13
UNIV RCV EMI RUN 47
SPEC / TEST : PRELIMINARY RADIATED EMISSIONS
MANUFACTURER : SNAP-ON NEXIQ TECHNOLOGIES
MODEL No. : JOHN DEERE EDL3
SERIAL No. : PE-2
MODE : Tx @ 5795MHz (Ch. 159)
SCANS/BAND : 1
NOTES : 802.11n (150Mb/SEC)
TEST DATE : 23 Nov 2015 11:41:47 M. LONGINOTTI
ANT. POLARIZ. : HORIZONTAL
PEAK DETECTOR TRACE
LEVEL dBuV/m
120
105
90
75
60
45
30
15
0
100
START = 30
FREQUENCY MHz
STOP = 1000

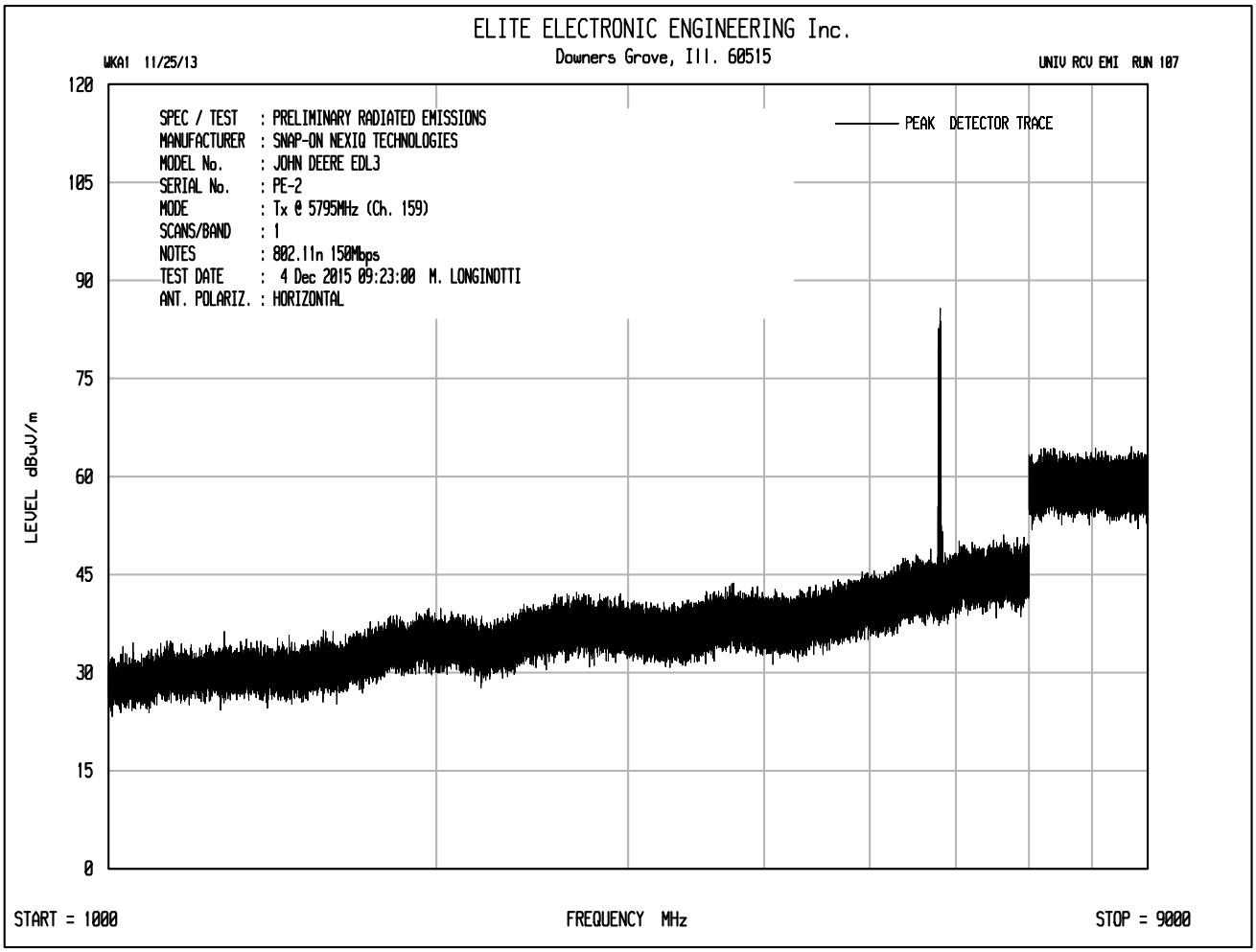
ELITE ELECTRONIC ENGINEERING Inc.
Downers Grove, Ill. 60515
WKA1 11/25/13
UNIV RCV EMI RUN 107
SPEC / TEST : PRELIMINARY RADIATED EMISSIONS
MANUFACTURER : SNAP-ON NEXIQ TECHNOLOGIES
MODEL No. : JOHN DEERE EDL3
SERIAL No. : PE-2
MODE : Tx @ 5795MHz (Ch. 159)
SCANS/BAND : 1
NOTES : 802.11n 150Mbps
TEST DATE : 4 Dec 2015 09:23:00 M. LONGINOTTI
ANT. POLARIZ. : HORIZONTAL
PEAK DETECTOR TRACE
LEVEL dBuV/m
120
105
90
75
60
45
30
15
0
START = 1000
FREQUENCY MHz
STOP = 9000

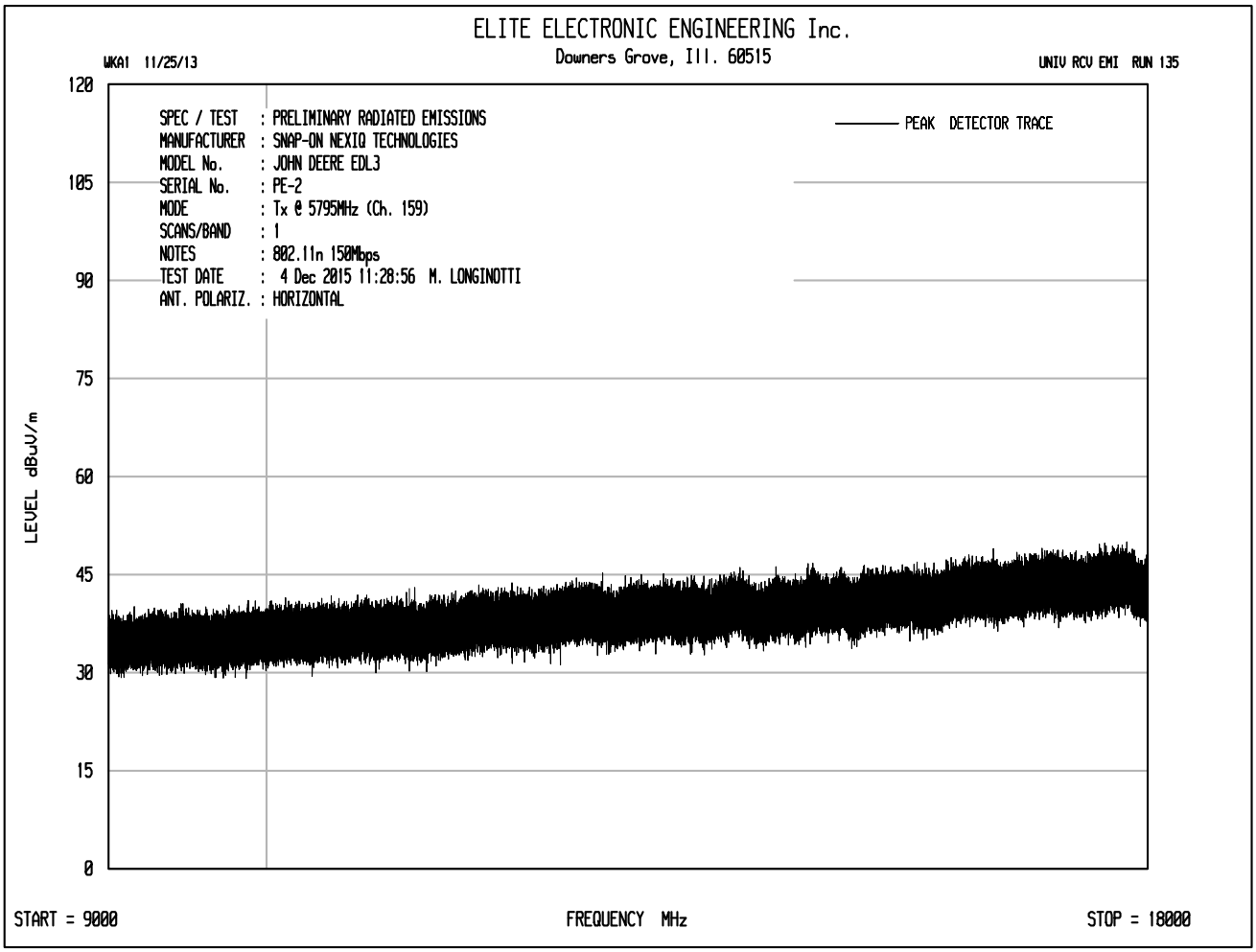
ELITE ELECTRONIC ENGINEERING Inc.
Downers Grove, Ill. 60515
WKA1 11/25/13
UNIV RCV EMI RUN 135
SPEC / TEST : PRELIMINARY RADIATED EMISSIONS
MANUFACTURER : SNAP-ON NEXIQ TECHNOLOGIES
MODEL No. : JOHN DEERE EDL3
SERIAL No. : PE-2
MODE : Tx @ 5795MHz (Ch. 159)
SCANS/BAND : 1
NOTES : 802.11n 150Mbps
TEST DATE : 4 Dec 2015 11:28:56 M. LONGINOTTI
ANT. POLARIZ. : HORIZONTAL
PEAK DETECTOR TRACE
LEVEL dBuV/m
120
105
90
75
60
45
30
15
0
START = 9000
FREQUENCY MHz
STOP = 18000

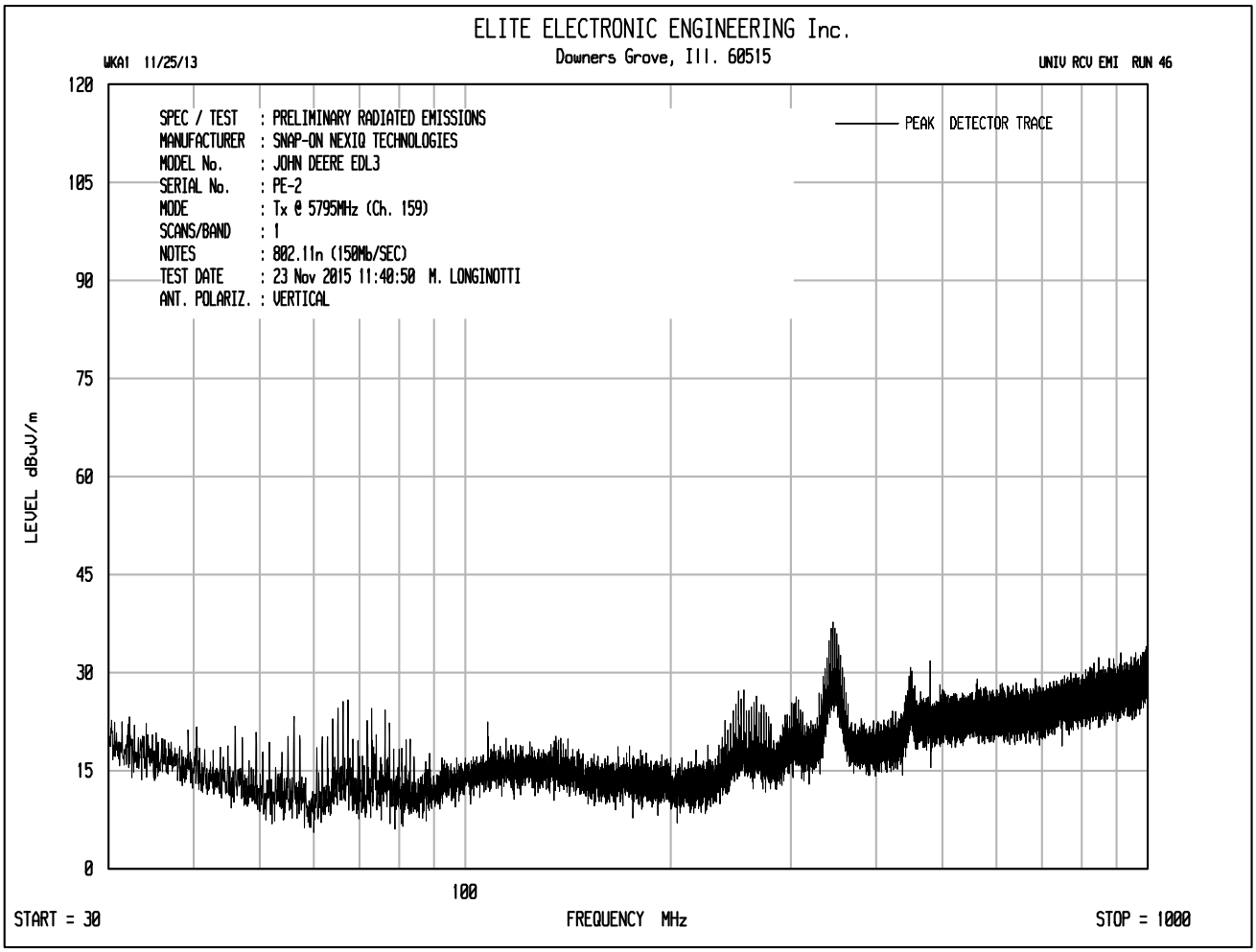
ELITE ELECTRONIC ENGINEERING Inc.
Downers Grove, Ill. 60515
WKA1 11/25/13
UNIV RCV EMI RUN 46
SPEC / TEST : PRELIMINARY RADIATED EMISSIONS
MANUFACTURER : SNAP-ON NEXIQ TECHNOLOGIES
MODEL No. : JOHN DEERE EDL3
SERIAL No. : PE-2
MODE : Tx @ 5795MHz (Ch. 159)
SCANS/BAND : 1
NOTES : 802.11n (150Mb/SEC)
TEST DATE : 23 Nov 2015 11:40:50 M. LONGINOTTI
ANT. POLARIZ. : VERTICAL
PEAK DETECTOR TRACE
LEVEL dBuV/m
120
105
90
75
60
45
30
15
0
100
START = 30
FREQUENCY MHz
STOP = 1000

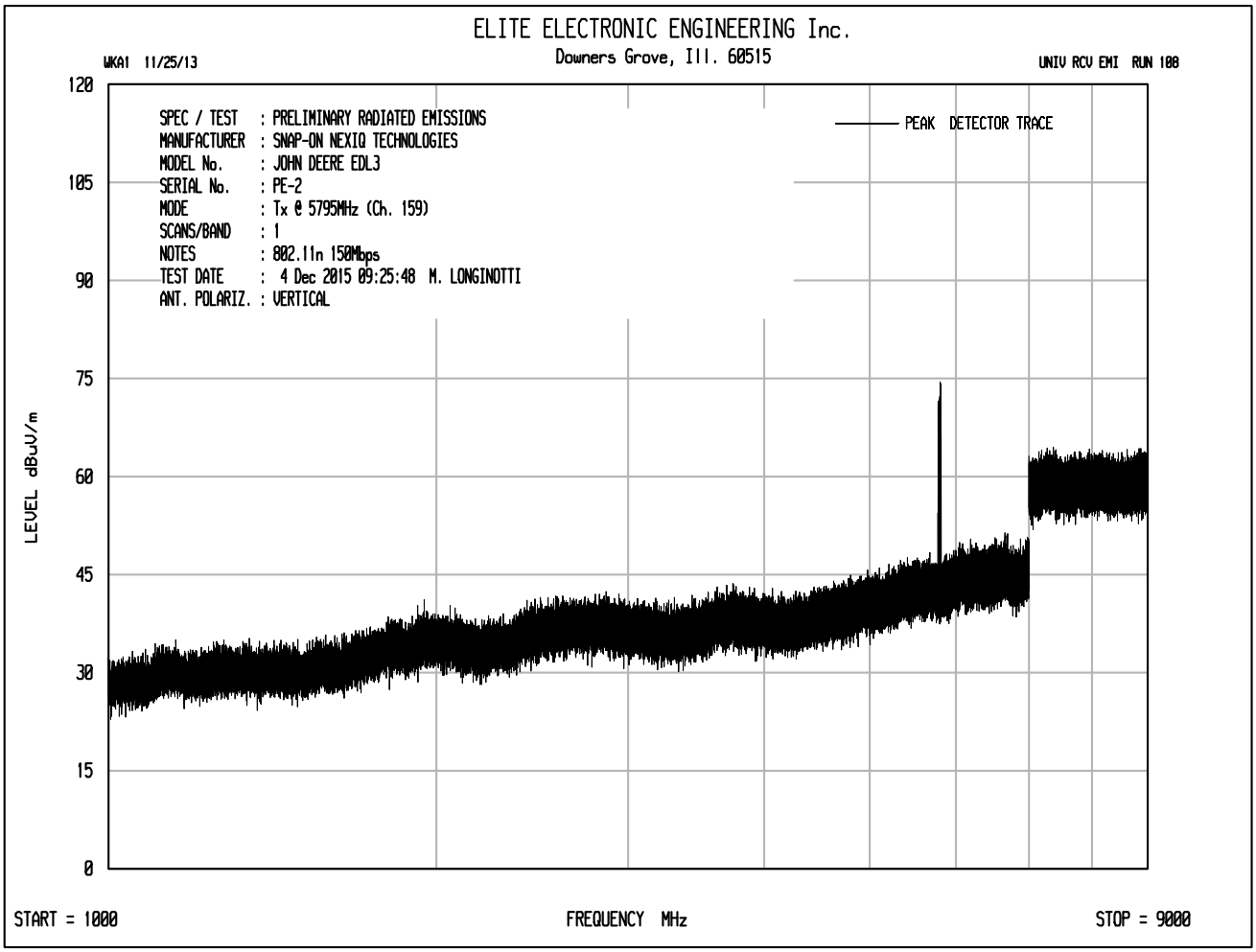
ELITE ELECTRONIC ENGINEERING Inc.
Downers Grove, Ill. 60515
WKA1 11/25/13
UNIV RCV EMI RUN 108
SPEC / TEST : PRELIMINARY RADIATED EMISSIONS
MANUFACTURER : SNAP-ON NEXIQ TECHNOLOGIES
MODEL No. : JOHN DEERE EDL3
SERIAL No. : PE-2
MODE : Tx @ 5795MHz (Ch. 159)
SCANS/BAND : 1
NOTES : 802.11n 150Mbps
TEST DATE : 4 Dec 2015 09:25:48 M. LONGINOTTI
ANT. POLARIZ. : VERTICAL
PEAK DETECTOR TRACE
LEVEL dBuV/m
120
105
90
75
60
45
30
15
0
START = 1000
FREQUENCY MHz
STOP = 9000

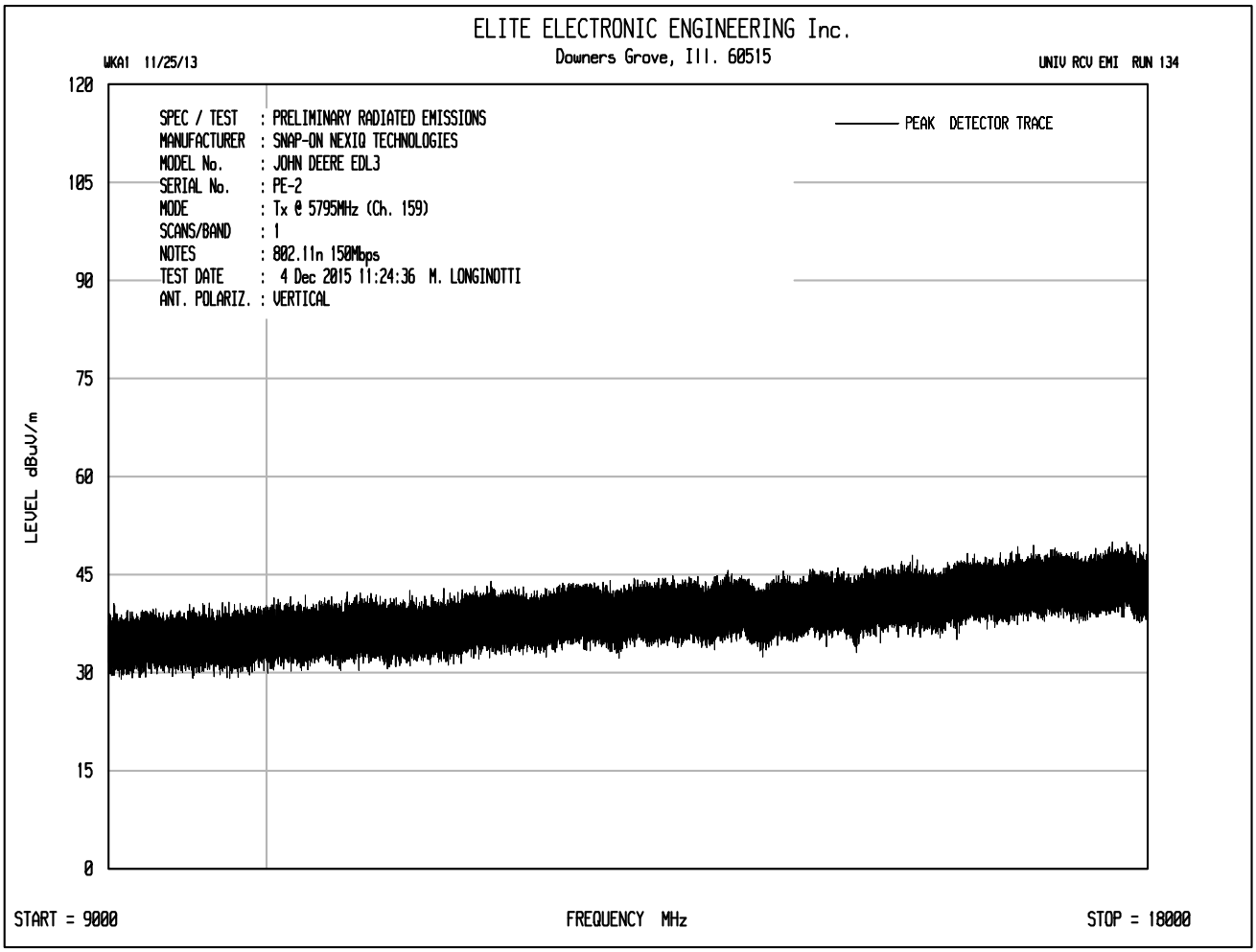
ELITE ELECTRONIC ENGINEERING Inc.
Downers Grove, Ill. 60515
WKA1 11/25/13
UNIV RCV EMI RUN 134
SPEC / TEST : PRELIMINARY RADIATED EMISSIONS
MANUFACTURER : SNAP-ON NEXIQ TECHNOLOGIES
MODEL No. : JOHN DEERE EDL3
SERIAL No. : PE-2
MODE : Tx @ 5795MHz (Ch. 159)
SCANS/BAND : 1
NOTES : 802.11n 150Mbps
TEST DATE : 4 Dec 2015 11:24:36 M. LONGINOTTI
ANT. POLARIZ. : VERTICAL
PEAK DETECTOR TRACE
LEVEL dBuV/m
120
105
90
75
60
45
30
15
0
START = 9000
FREQUENCY MHz
STOP = 18000

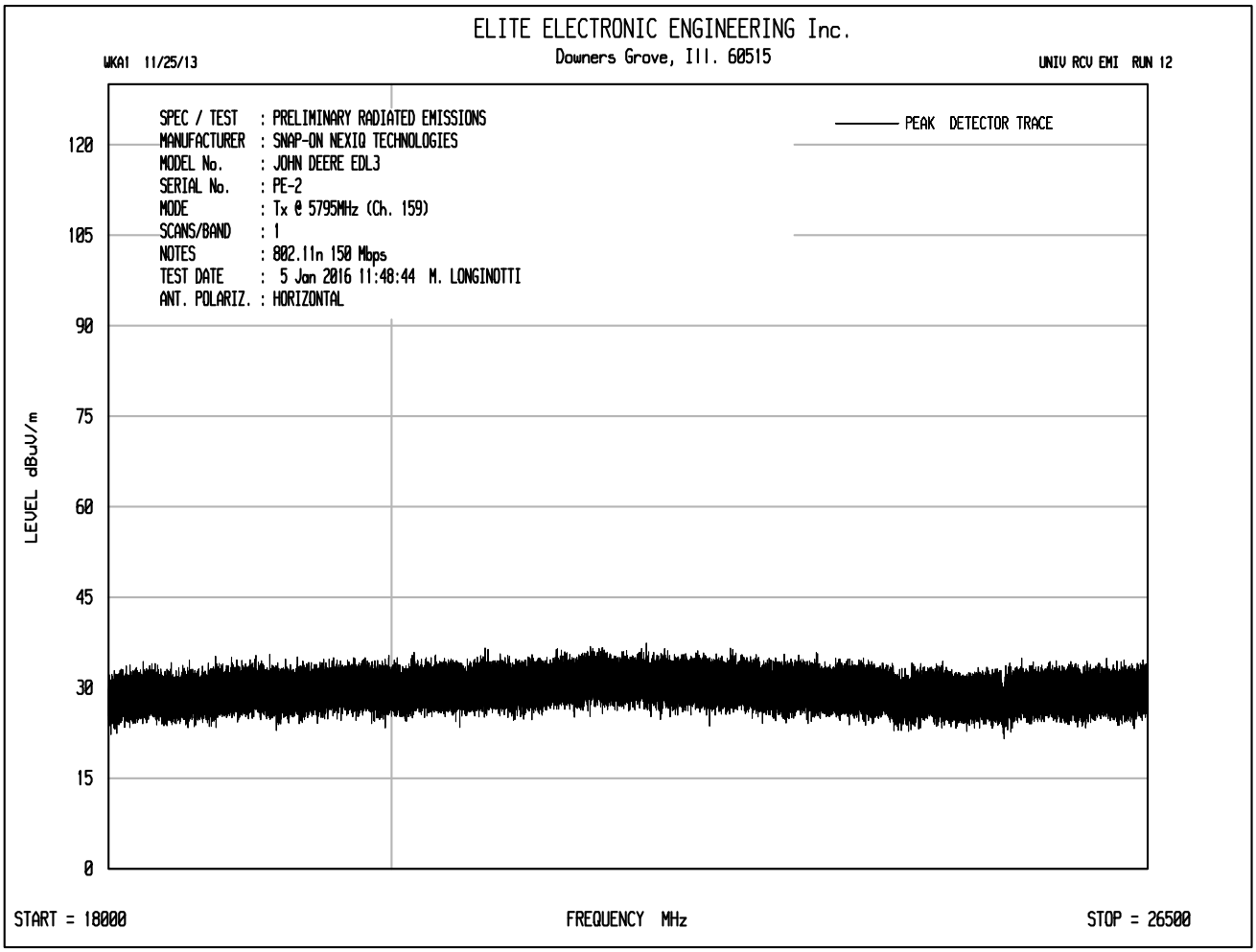
ELITE ELECTRONIC ENGINEERING Inc.
Downers Grove, Ill. 60515
WKA1 11/25/13
UNIV RCV EMI RUN 12
SPEC / TEST : PRELIMINARY RADIATED EMISSIONS
MANUFACTURER : SNAP-ON NEXIQ TECHNOLOGIES
MODEL No. : JOHN DEERE EDL3
SERIAL No. : PE-2
MODE : Tx @ 5795MHz (Ch. 159)
SCANS/BAND : 1
NOTES : 802.11n 150 Mbps
TEST DATE : 5 Jan 2016 11:48:44 M. LONGINOTTI
ANT. POLARIZ. : HORIZONTAL
PEAK DETECTOR TRACE
LEVEL dBuV/m
120
105
90
75
60
45
30
15
0
START = 18000
FREQUENCY MHz
STOP = 26500

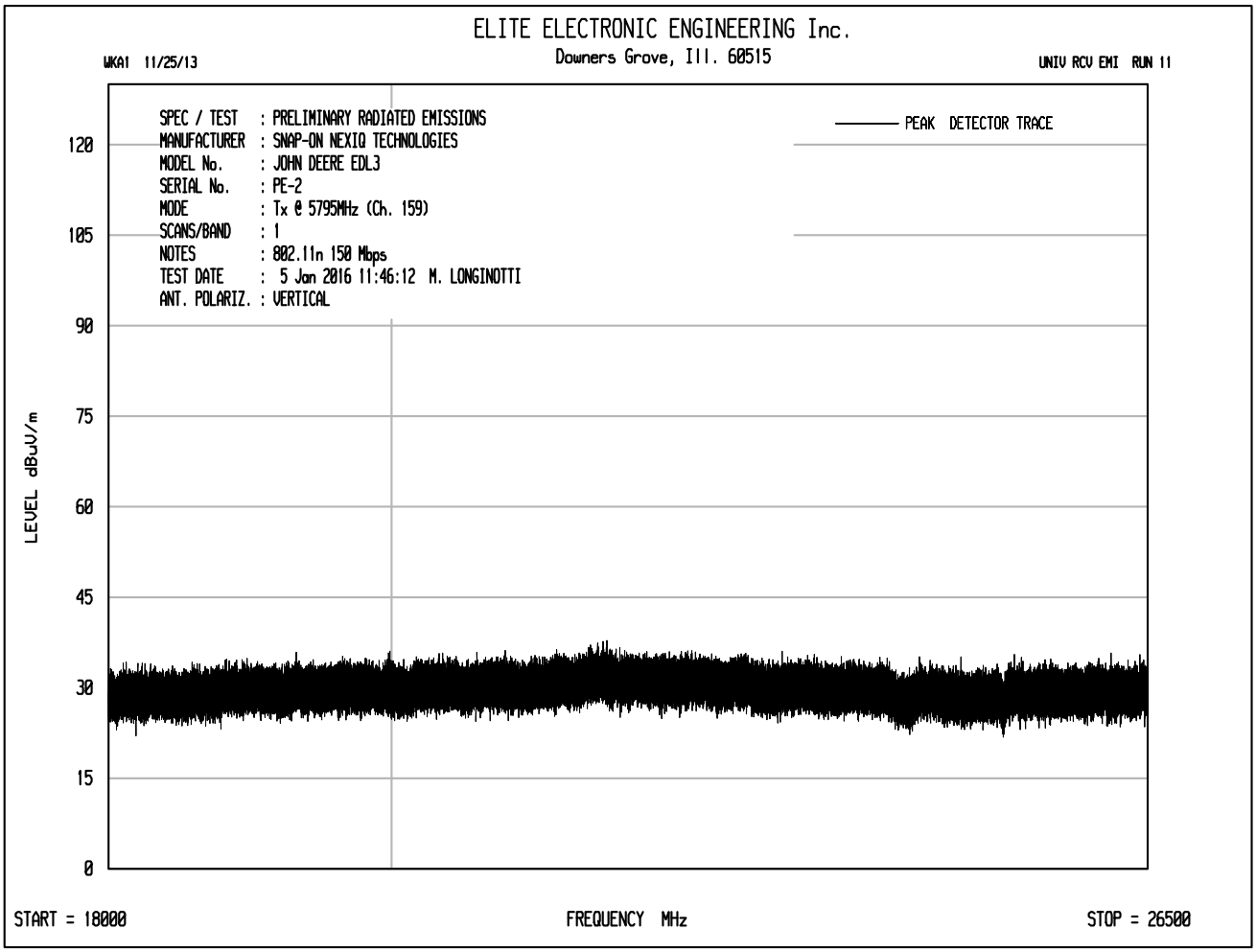
ELITE ELECTRONIC ENGINEERING Inc.
Downers Grove, Ill. 60515
WKA1 11/25/13
UNIV RCV EMI RUN 11
SPEC / TEST : PRELIMINARY RADIATED EMISSIONS
MANUFACTURER : SNAP-ON NEXIQ TECHNOLOGIES
MODEL No. : JOHN DEERE EDL3
SERIAL No. : PE-2
MODE : Tx @ 5795MHz (Ch. 159)
SCANS/BAND : 1
NOTES : 802.11n 150 Mbps
TEST DATE : 5 Jan 2016 11:46:12 M. LONGINOTTI
ANT. POLARIZ. : VERTICAL
PEAK DETECTOR TRACE
LEVEL dBuV/m
120
105
90
75
60
45
30
15
0
START = 18000
FREQUENCY MHz
STOP = 26500

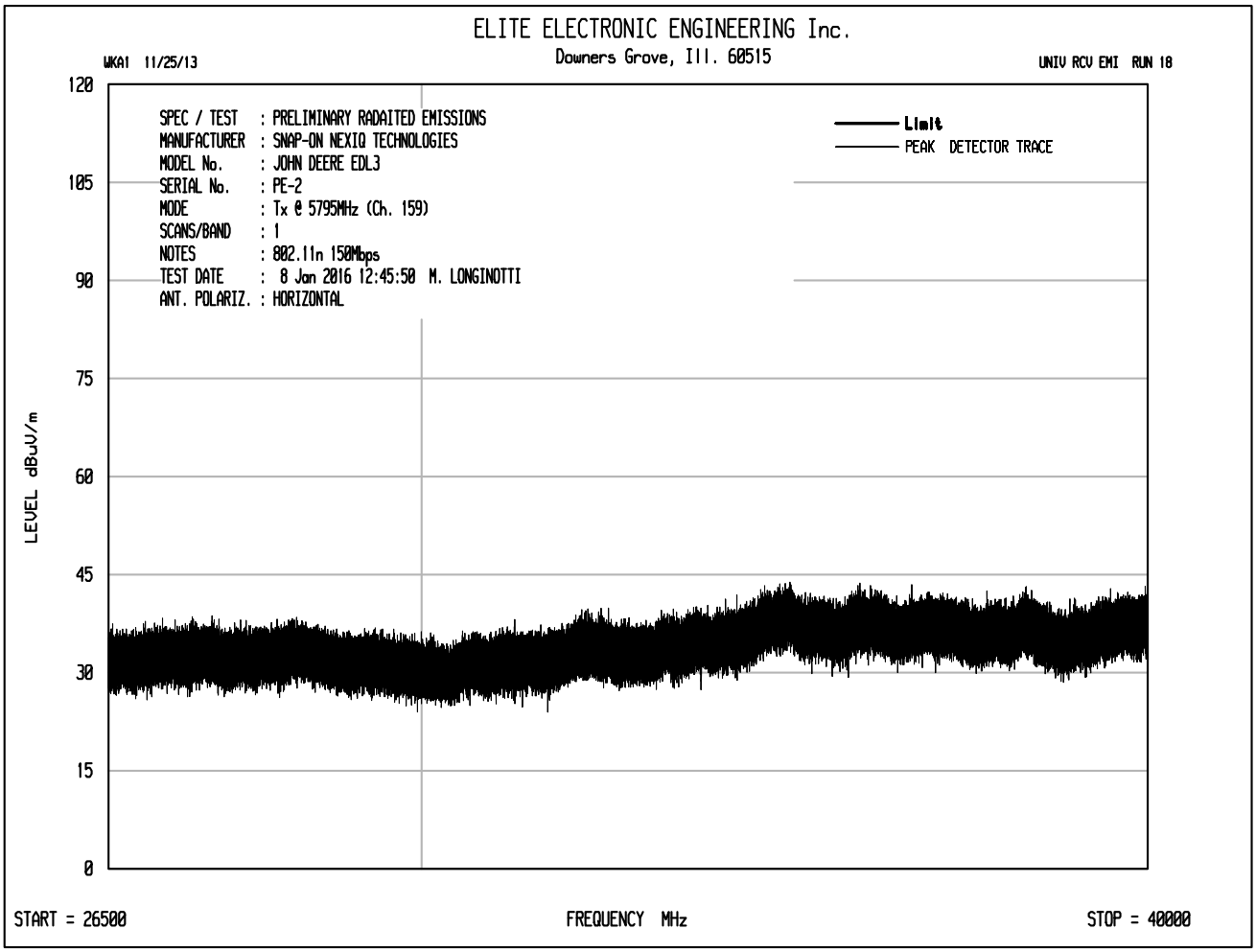
ELITE ELECTRONIC ENGINEERING Inc.
Downers Grove, Ill. 60515
WKA1 11/25/13
UNIV RCV EMI RUN 18
SPEC / TEST : PRELIMINARY RADAITED EMISSIONS
MANUFACTURER : SNAP-ON NEXIQ TECHNOLOGIES
MODEL No. : JOHN DEERE EDL3
SERIAL No. : PE-2
MODE : Tx @ 5795MHz (Ch. 159)
SCANS/BAND : 1
NOTES : 802.11n 150Mbps
TEST DATE : 8 Jan 2016 12:45:50 M. LONGINOTTI
ANT. POLARIZ. : HORIZONTAL
Limit
PEAK DETECTOR TRACE
LEVEL dBuV/m
120
105
90
75
60
45
30
15
0
START = 26500
FREQUENCY MHz
STOP = 40000

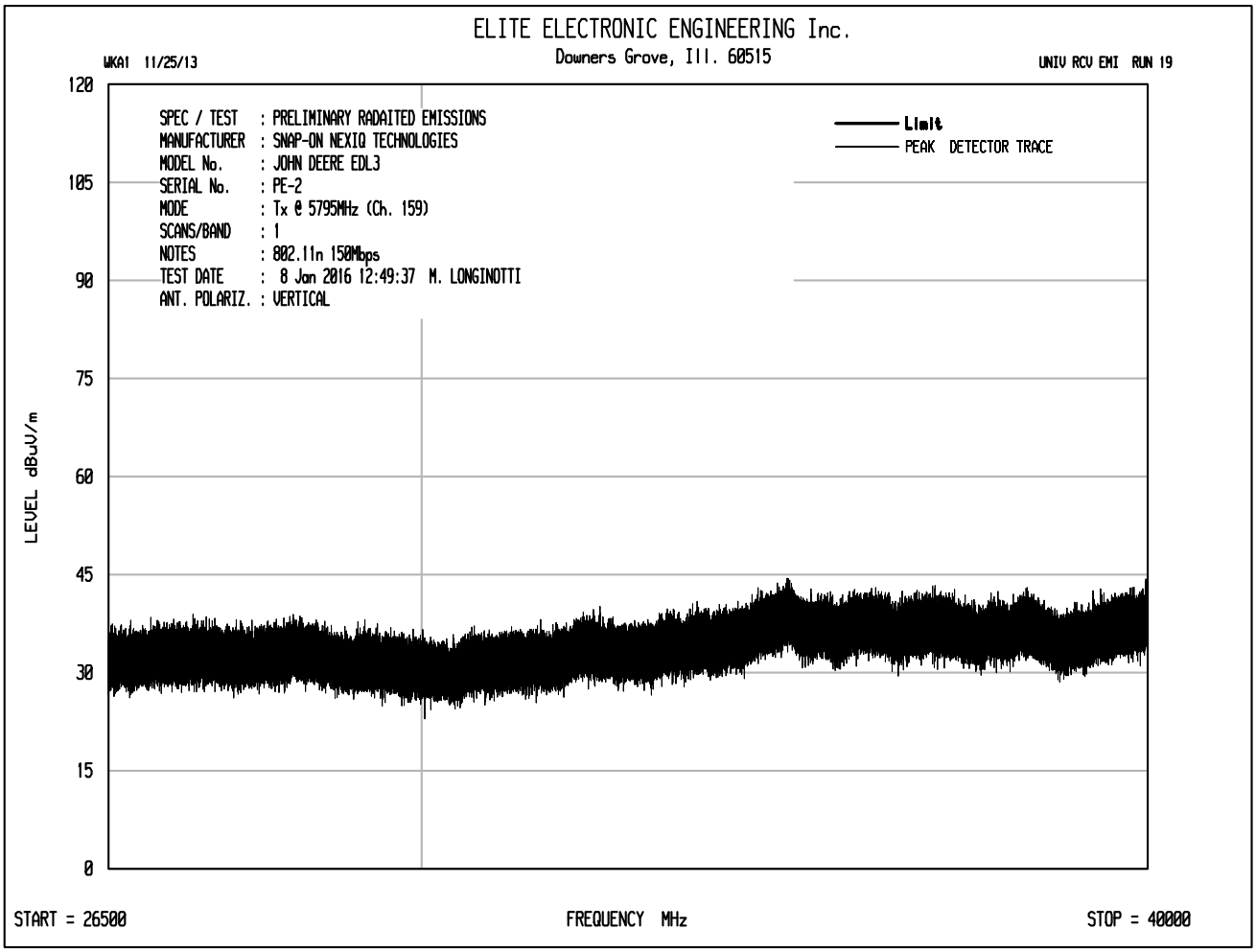
ELITE ELECTRONIC ENGINEERING Inc.
Downers Grove, Ill. 60515
WKA1 11/25/13
UNIV RCV EMI RUN 19
SPEC / TEST : PRELIMINARY RADAITED EMISSIONS
MANUFACTURER : SNAP-ON NEXIQ TECHNOLOGIES
MODEL No. : JOHN DEERE EDL3
SERIAL No. : PE-2
MODE : Tx @ 5795MHz (Ch. 159)
SCANS/BAND : 1
NOTES : 802.11n 150Mbps
TEST DATE : 8 Jan 2016 12:49:37 M. LONGINOTTI
ANT. POLARIZ. : VERTICAL
Limit
PEAK DETECTOR TRACE
LEVEL dBuV/m
120
105
90
75
60
45
30
15
0
START = 26500
FREQUENCY MHz
STOP = 40000

Manufacturer : Snap-On Nexiq Technologies
Model No. : John Deere EDL3
Serial No. : PE-2
Date Tested : November 23, 2015 through January 8, 2016
Test Performed : Radiated Spurious Emissions in Restricted Bands
Mode : Transmit at 5795MHz, 802.11n 150 Mb/sec
Test Distance : 3 meters
Notes : Peak Readings with a 1MHz RBW

Freq. MHz	Ant Pol	Meter Reading (dBuV)	Ambient	CBL Fac (dB)	Ant Fac (dB)	Pre Amp (dB)	Peak Total dBuV/m at 3m	Peak Total uV/m at 3 m	Peak Limit uV/m at 3 m	Margin (dB)
11590.00	H	50.5	Ambient	7.8	38.6	-39.2	57.7	771.3	5000.0	-16.2
11590.00	V	49.9	Ambient	7.8	38.6	-39.2	57.1	719.8	5000.0	-16.8

Peak Total (dBuV/m) = Meter Reading (dBuV) + CBL Fac (dB) + Ant Fac (dB) + Pre Amp (dB)

Peak Total (uV/m) = 10^(Peak Total (dBuV/m)/20)

Manufacturer : Snap-On Nexiq Technologies
Model No. : John Deere EDL3
Serial No. : PE-2
Date Tested : November 23, 2015 through January 4, 2016
Test Performed : Radiated Spurious Emissions in Restricted Bands
Mode : Transmit at 5795MHz, 802.11n 150 Mb/sec
Test Distance : 3 meters
Notes : Average Readings with a 1MHz RBW

Freq. MHz	Ant Pol	Meter Reading (dBuV)	Ambient	CBL Fac (dB)	Ant Fac (dB)	Pre Amp (dB)	Average Total dBuV/m at 3m	Average Total uV/m at 3 m	Average Limit uV/m at 3 m	Margin (dB)
11590.00	H	36.2	Ambient	7.8	38.6	-39.2	43.4	148.7	500.0	-10.5
11590.00	V	36.2	Ambient	7.8	38.6	-39.2	43.4	148.7	500.0	-10.5

Average Total (dBuV/m) = Meter Reading (dBuV) + CBL Fac (dB) + Ant Fac (dB) + Pre Amp (dB)

Average Total (uV/m) = 10^(Peak Total (dBuV/m)/20)