packaging information	Model: PD100W Finished size: 85*120MM Material: 80g writing paper, saddle-stitching process: four-color printing Version number: V1.0 - 20250812	note	Confidentiality level: General. Cover, back cover, and reverse side are blank.

back cover

cover

To get technical support, please scan the QR code

Model：PD100W
PD100W S

Technical support:
support@maono.com
www.maono.com

EC REP
Company: Zeus Lisek Han OÜ
Address: Brunnenallee 6A 14478 Potsdam
Tel.: +49 176 76275B
E-mail: jaideltrade@gmail.com

UK REP
Company: CZY PRODUCT SERVICE LTD.
Address: Chase Business Centre, 39-41 Chase Side, London, N14 5BP, United Kingdom
Email: info.czyservice@gmail.com
TEL: +447479535266

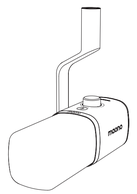
Made in China

Final clause:
Information and data contained in this manual are subject to change without notice in advance.

We frequently update product firmware to improve user experiences and performance.
The status display and operations may be slightly different among different firmware versions.
For latest user manuals, please access on https://www.maono.com

V1.0_20250812

maono | No.1 Best-Selling Internet Microphone Worldwide



User Manual

PD100W Wireless Dynamic Microphone

- 1 -

maono

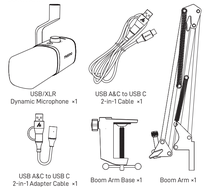
No.1 Best-Selling Internet Microphone Worldwide

Maono(`mənoʊ), meaning "VISION" in Kiswahili, is the No.1 Best-Selling Internet Microphone Worldwide Brand that products are sold well in 153 countries worldwide. With the beautiful vision of becoming a global leading brand of Internet audio products that deliver a pleasant sound experience, Maono is always working with audio professionals, influencers, and users, to make the world's best microphones and audio products.

- 2 -

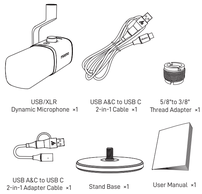
Packing List

Boom Arm



- 3 -

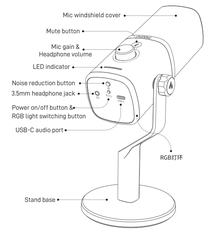
Desktop Stand



- 4 -

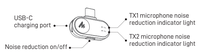
Product Overview

PD100W Microphone



- 5 -

RX USB-C



Notice:
1. Can be connected to devices such as cell phones/ tablets/computers/sports cameras with USB-C ports.
2. If some Android phones cannot be connected to RX, please turn on the OTG switch in the phone settings before connecting.
3.The receiver's USB-C charging port supports external chargers, allowing charging and usage simultaneously.

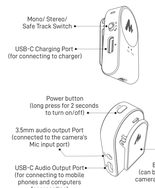
RX iOS



Notice:
1. Can be connected to devices such as iphone 7, iphone 8, iphone XS, iphone 11, iphone 12, iphone 13 Pro, iphone 14, iphone 14 Pro and other Apple phones/tablets with lightning interfaces.
2. The receiver's USB-C charging port supports external chargers, allowing charging and usage simultaneously.

- 6 -

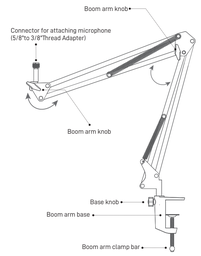
RX 3.5mm



Notice:
The camera receiver can only connect to a phone or computer via the USB-C port. The USB-C charging port only supports connecting to a charger to charge the RX, and it allows charging while in use.

- 7 -

Match with BA20 Boom Arm



- 8 -

Product Description

Maono Wireless Dynamic Microphone PD100W is a next-generation wireless dynamic microphone specifically designed by Maono for gaming and live streaming scenarios. It adopts bidirectional wireless transmission technology, enabling high-definition wireless audio capture between the microphone and devices such as computers, smartphones, cameras, and gaming consoles.The wireless setup frees users from cable clutter, allowing for a more flexible recording experience while keeping the desktop cleaner and more aesthetically pleasing. The microphone comes with three optional receiver types (selectable at purchase): for cameras, USB-C phones, and Apple Lightning phones—ensuring compatibility with a wide range of devices.The microphone is equipped with a one - touch noise reduction function, allowing users to quickly start clear game conversations and live streaming. It features a 3.5mm headphone output for computer audio playback or real-time monitoring of the microphone. Maono's signature smart knob allows intuitive control of microphone gain and headphone volume. Touching the mute button can quickly achieve one - touch muting to better protect user privacy. The microphone also offers multiple noise reduction options, which users can freely adjust according to their environment.
The exclusive Maono Link software provides a variety of finely tuned sound presets for different usage scenarios. With just a click in Maono Link, users can easily switch sound styles and achieve optimized audio performance for gaming, live streaming, voice-over, and more. By integrating Maono Link with Maono hardware, every Maono user can easily personalize their sound and make content creation simpler and more efficient.

Product Features

- Dynamic Capsule
- 10m Wireless Range
- One-touch mute
- Switchable Real-Time Monitoring
- Mic gain and headphone volume control
- Maono Link Software Support
- Compatible with cameras, smartphones, and computers
- All metal body
- Cardioid polar pattern
- One-Touch Noise Reduction
- Programmable RGB lights
- Foam windshield

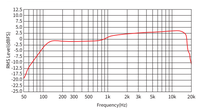
- 9 -

Specification

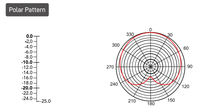
Microphone Type	Dynamic
Polar Pattern	Cardioid
XLR input impedance	580±30% ohm at 1kHz
Sensitivity	USB: -7.0dBFS (1 kHz 94 dBSPL, 0.5m) XLR: -53.0dBrU kHz 94 dBSPL 0.5m)
Noise reduction	Three levels: weak noise reduction, medium noise reduction, strong noise reduction
Max. SPL	128dB 0.5m Min Gain & Max Vol. THD 10%
Frequency Response	50-16000Hz
Adjustable Gain Range	0～34dB
Monitoring sensitivity	-8.0dBV (1kHz 94dB VOL&GAIN Max.)
Monitor the headphone jack	3.5mm
Digital output	USB C
Simulated output	XLR
Output impedance of the headphone jack	32Ω
Output power of the headphone jack	2mW
Battery	3000mAh, 3.7V (11.1Wh)
Charging power supply	USB C, 5V⎓1A Max.
Battery usage time	Approximately 38 hours with RGB on, 60 hours with RGB off. (Based on Maono laboratory tests)
Wireless working distance	≥ 50 meters (under line-of-sight conditions, based on Maono laboratory tests)

- 10 -

Frequency Response



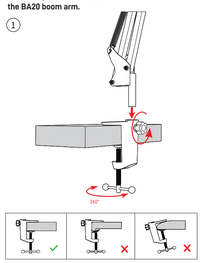
Polar Pattern



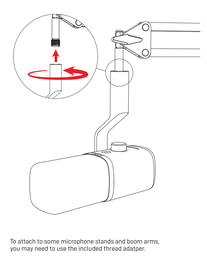
- 11 -

Product Installation and Usage

The microphone is installed on the BA20 boom arm.



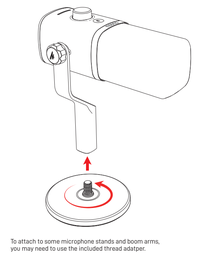
- 12 -



To attach to some microphone stands and boom arms, you may need to use the included thread adapter.

- 13 -

The microphone is installed on a desktop stand.



To attach to some microphone stands and boom arms, you may need to use the included thread adapter.

- 14 -

Microphone Buttons functions

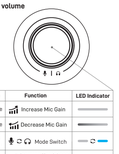
· Mute button

Control	Operation	Function	LED Indicator	RGB Light Rring
	Press	Mute		The light turns off
		Unmute	The red light turns off	The light turns on

Note: When the microphone is muted, the LED indicator and the RGB light ring will flash red three times first.

· Mic gain & Headphone volume

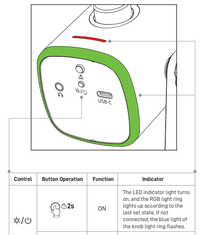
Note:
Please use external power supply when connecting microphones to iOS devices.



Control	Color	Operation	Function	LED Indicator
		Rotate	Increase Mic Gain	
		Rotate	Decrease Mic Gain	
		Short Press	Mode Switch	
		Rotate	Increase Headphone Volume	
		Rotate	Decrease Headphone Volume	

- 15 -

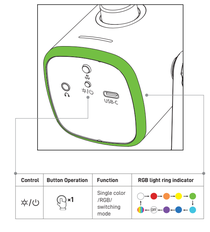
· Power



Control	Button Operation	Function	Indicator
☼/⏻	⏻2s	ON	The LED indicator light turns on, and the RGB light ring lights up according to the last set state. If not connected, the blue light of the knob light ring flashes.
	⏻3s	OFF	The lights go out

- 16 -

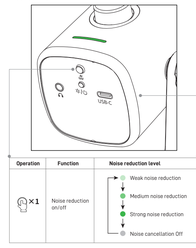
· RGB on/off button



Control	Button Operation	Function	RGB light ring indicator
☼/⏻	×1	Single color /RGB/ switching mode	

- 17 -

· 降噪按键



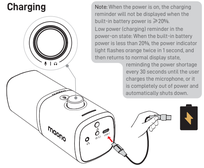
Operation	Function	Noise reduction level
×1	Noise reduction on/off	Weak noise reduction Medium noise reduction Strong noise reduction Noise cancellation Off

Note: 1. The weak noise reduction mode is enabled by default at the factory;
2. The noise reduction intensity is adjusted on the software APP;
3. The noise reduction mode has a memory function.

- 18 -

Charging

Note: When the power is on, the charging reminder will not be displayed when the built-in battery power is ≥ 20%.
Low power (charging) reminder in the power-on state: When the built-in battery power is less than 20%, the power indicator light flashes orange twice in 1 second, and then returns to normal display state, reminding the power shortage every 30 seconds until the user charges the microphone, or it is completely out of power and automatically shuts down.



Status	Power status	LED Status Indicator color	Notes
Charge while powered on	Not fully charged		On when you plug power cable.
	Fully charged	The orange light turns off	On when you plug power cable.
Charge while powered off	Not fully charged		On while being charged,off right after power cable is plugged.
	Fully charged		On while being charged,off right after power cable is plugged.
Power warning during use	>20%	——	——
	<20%		Blink for twice each 30s.

- 19 -

RX USB-C/RX iOS Button Function

· Noise Reduction Button



Operation	TX1/TX2 Status Indicator Light
Press	Level 1 noise reduction (weak) Level 2 noise reduction (medium) Level 3 noise reduction (strong) Original mode

Note: 1.Factory default low - grade noise reduction.
2. When turning on/off noise cancellation in the mute state, the status indicator lights of TX1/TX2 still show the mute state lighting effect.
3. The noise cancellation mode has a memory function.

Operation	Function
2.5s	Turn on/off the phone's speaker

Note: The speaker is turned off by default when leaving the factory;

- 20 -

Camera receiver button functions

· Mono/ Stereo/Safe Track Switch

Audio Channel Settings:
The audio output can be set to the Mono M mode, Safety Track Ms mode, or Stereo S mode by sliding the switch.



M Mono:	It indicates that the content output by the left and right channels of the receiver is completely the same.
Ms Safety Track:	Similar to the mono channel, the output volume of the right channel is 6dB lower than that of the left channel to prevent the sound from clipping.
S Stereo:	It means that the output of the left and right channels of the receiver respectively corresponds to the sounds of the two sound sources of Transmitter 1 and Transmitter 2, and the corresponding relationship can be exchanged.

Note: 1. Some mobile phones do not support stereo input and can only use mono mode, not stereo mode or safe track mode.
2. If the camera receiver cannot be used when it is connected to some Android mobile phones, please turn on the OTG switch in the mobile phone settings before the connection.

- 21 -

· Noise Reduction Button



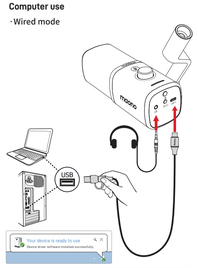
Operation	TX1/TX2 Status Indicator Light
Press	Level 1 noise reduction (weak) Level 2 noise reduction (medium) Level 3 noise reduction (strong) Original mode

Note:
1. Factory default low - grade noise reduction.
2. When turning on/off noise cancellation in the mute state, the status indicator lights of TX1/TX2 still show the mute state lighting effect.
3. The noise cancellation mode has a memory function.

- 22 -

Computer use

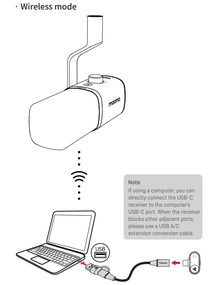
· Wired mode



Note: Connect yours headphones to the 3.5mm headphonejack on the microphone if you want to take advantages of real-time monitoring.

- 23 -

· Wireless mode

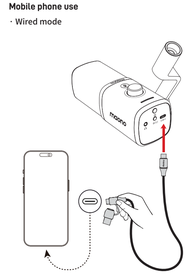


Note:
If using a computer, you can directly connect the USB-C receiver to the computer's USB-C port. When the receiver blocks other adjacent ports, please use a USB A/C extension conversion cable.

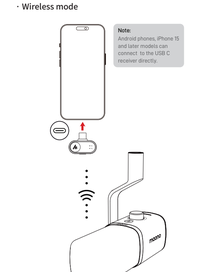
- 24 -

Mobile phone use

· Wired mode



· Wireless mode

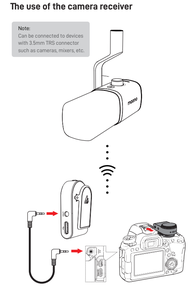


Note:
Android phones, iPhone 15 and later models can connect to the USB C receiver directly.

- 25 -

The use of the camera receiver

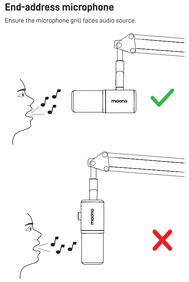
Note:
Can be connected to devices with 3.5mm TRS connector such as cameras, mixers, etc.



- 26 -

End-address microphone

Ensure the microphone grill faces audio source.



- 27 -

Windows Setting Guide

Windows 10,8,7



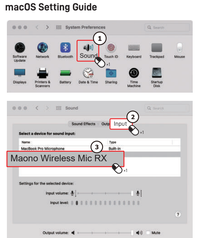
Microphone level setting



• Connect the microphone with computer via USB cable, the mic will be detected as "Maono PD100W Mic USB".

- 28 -

macOS Setting Guide



• Connect the microphone with computer via USB cable, the mic will be detected as "Maono PD100W Mic USB".

- 29 -

"Maono Link"Guide

Maono Link is available for both Windows 7 or later and macOS 10.14 or later.

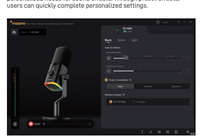
To download the software, please go to https: //www.maono.com

Settings are synced in real time between hardware and software.

In order to better improve the user experience, the Maono Link software will change the interface and functions due to version upgrades. Please refer to the latest version of the software released by Maono.

Recording Setting

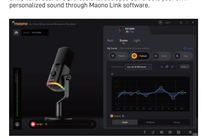
Maono Link provides users with a wide range of microphone audio functions and rich DSP effect parameter settings to meet users' personalized needs for sound effects. Through preset effects, users can quickly complete personalized settings.



- 30 -

One-click switch microphone sound effect

Maono Link presets a variety of carefully adjusted scene sound effects, and users can achieve microphone sound effect changes in different scenes with just one click. Whether you are an entry-level user or a professional user, you can create your own personalized sound through Maono Link software.



- 31 -

FCC Requirement

Any changes or modifications not expressly approved by the party responsible for compliance could void the user's authority to operate the equipment. This device complies with Part 15 of the FCC Rules. Operation is subject to the following two conditions:

(1) this device may not cause harmful interference, and
(2) this device must accept any interference received, including interference that may cause undesired operation.

Note: This equipment has been tested and found to comply with the limits for a Class B digital device, pursuant to Part 15 of the FCC Rules. These limits are designed to provide reasonable protection against harmful interference in a residential installation. This equipment generates, uses, and can radiate radio frequency energy, and if not installed and used in accordance with the instructions, may cause harmful interference to radio communications. However, there is no guarantee that interference will not occur in a particular installation. If this equipment does cause harmful interference to radio or television reception, which can be determined by turning the equipment off and on, the user is encouraged to try to correct the interference by one or more of the following measures:

– Reorient or relocate the receiving antenna.
– Increase the separation between the equipment and receiver.
– Connect the equipment into an outlet on a circuit different from that to which the receiver is connected.
– Consult the dealer or an experienced radio/TV technician for help.

The device has been evaluated to meet general RF exposure requirement.

The device can be used in portable exposure condition without restriction.

- 32 -

IC Caution:

- English:

This device complies with Industry Canada licence-exempt RSS standard(s).

(1) This device may not cause interference, and

(2) This device must accept any interference, including interference that may cause undesired operation of the device.

The device has been evaluated to meet general RF exposure requirement. The device can be used in portable exposure condition without restriction.

- French:

Le présentappareilestconf orme aux CNR d' Industrie Canada applicables aux appareils radio exempts de licence.
L'exploitationestautorisée aux deux conditions suivantes:

(1) l'appareil ne doit pas produire de brouillage, et

(2) l' utilisateur de l'appareildoit accepter tout brouillagera-dioélectriquesubi, mêmesi le brouillageest susceptible d'encompromettre le fonctionnement.

Le matériel a été evalué pour répondre aux exigences générales d'exposition aux radiofréquences. Le dispositif peut être utilisé dans des conditions d 'exposition portables illimitées.