名称:随意贴遥控通断开关说明书
尺寸:45*50mm
材料:128g双铜
印刷方式:双面印刷
语言:英语

正面 左

V1.0

Remote control switch Operation Instructions

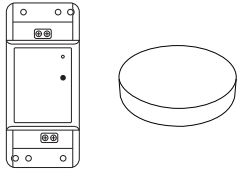

正面 中

Specification

Rated voltage: AC 100-240V 50/60Hz
Rated current:10A(Resistive load)
Material:ABS+PC
Working temperature: -10~45°C
Humidity:≤80%

Wiring diagram

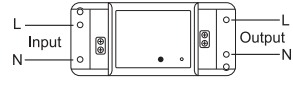

正面 右

Instructions

1.The receiver switch and transmitter of this set have been paired. After the wires are connected according to the wiring diagram, the transmitter can control the receiver.

背面 左

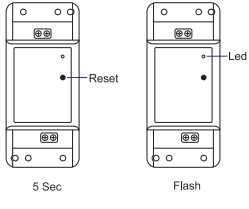

2.If you want to pair with a new transmitter, long press the receiver switch button for five seconds until the receiver socket indicator blink, and then long press the transmitter.When receiver socket indicator

背面 中

LED is solid on, the pairing is successful. One receiver can be paired with 2 transmitters.

3.Battery replacement: rotate the transmitter counterclockwise to remove the back cover and take out the battery.

4.Transmitter equipped with batteries.The battery model: CR2025

背面 右

Warning

1. It is forbidden to use it on the bed.
2. It is forbidden to use this product in humid and high temperature conditions.
3. The maximum power of the receiver is 16A, excessive power usage is prohibited.

FCC WARNING

This device complies with part 15 of the FCC Rules. Operation is subject to the following two conditions: (1) this device may not cause harmful interference, and (2) this device must accept any interference received, including interference that may cause undesired operation.

Any changes or modifications not expressly approved by the party responsible for compliance could void the user's authority to operate the equipment.

NOTE: This equipment has been tested and found to comply with the limits for a Class B digital device, pursuant to Part 15 of the FCC Rules. These limits are designed to provide reasonable protection against harmful interference in a residential installation. This equipment generates, uses and can radiate radio frequency energy and, if not installed and used in accordance with the instructions, may cause harmful interference to radio communications.

However, there is no guarantee that interference will not occur in a particular installation.

If this equipment does cause harmful interference to radio or television reception, which can be determined by turning the equipment off and on, the user is encouraged to try to correct the interference by one or more of the following measures:

-- Reorient or relocate the receiving antenna.

-- Increase the separation between the equipment and receiver.

-- Connect the equipment into an outlet on a circuit different from that to which the receiver is connected.

-- Consult the dealer or an experienced radio/TV technician for help. The device has been evaluated to meet general RF exposure requirement. The device can be used in portable exposure condition without restriction

FCC ID: 2AJK8-KA2RF