FCC TEST REPORT

(PART 27)

Applicant:	DataRemote Incorporated
Address:	18001 Old Cutler Rd. Suite 600, Miami, FL 33157

Manufacturer or Supplier:	DataRemote Incorporated
Address:	18001 Old Cutler Rd. Suite 600, Miami, FL 33157
Product:	Cellular Backup Router
Brand Name:	DATAREMOTE
Model Name:	90X1
FCC ID:	2AJLF-90X1
Date of tests:	Jul. 17, 2023 ~ Aug. 25, 2023

The tests have been carried out according to the requirements of the following standard:

☒ **FCC Part 27** ☒ **ANSI/TIA/EIA-603-D**
☒ **FCC Part 2** ☒ **ANSI/TIA/EIA-603-E** ☒ **ANSI C63.26-2015**

CONCLUSION: The submitted sample was found to COMPLY with the test requirement

Prepared by Simon Wang Engineer / Mobile Department	Approved by Luke Lu Manager / Mobile Department
Simon Wang Date: Aug. 25, 2023	Luke Lu Date: Aug. 25, 2023

This report is governed by, and incorporates by reference, the Conditions of Testing as posted at the date of issuance of this report at http://www.bureauveritas.com/home/about-us/our-business/cps/about-us/terms-conditions/ and is intended for your exclusive use. Any copying or replication of this report to or for any other person or entity, or use of our name or trademark, is permitted only with our prior written permission. This report sets forth our findings solely with respect to the test samples identified herein. The results set forth in this report are not indicative or representative of the quality or characteristics of the lot from which a test sample was taken or any similar or identical product unless specifically and expressly noted. Our report includes all of the tests requested by you and the results thereof based upon the information that you provided to us. Measurement uncertainty is only provided upon request for accredited tests. Statements of conformity are based on simple acceptance criteria without taking measurement uncertainty into account, unless otherwise requested in writing. You have 60 days from date of issuance of this report to notify us of any material error or omission caused by our negligence or if you require measurement uncertainty; provided, however, that such notice shall be in writing and shall specifically address the issue you wish to raise. A failure to raise such issue within the prescribed time shall constitute your unqualified acceptance of the completeness of this report, the tests conducted and the correctness of the report contents.

TABLE OF CONTENTS

RELEASE CONTROL RECORD 3

1 SUMMARY OF TEST RESULTS 4

1.1 MEASREMENT UNCERTAINTY 5
1.2 TEST SITE AND INSTRUMENTS 6

2 GENERAL INFORMATION 7

2.1 GENERAL DESCRIPTION OF EUT 7
2.2 CONFIGURATION OF SYSTEM UNDER TEST 20
2.3 DESCRIPTION OF SUPPORT UNITS 21
2.4 TEST ITEM AND TEST CONFIGURATION 21
2.5 GENERAL DESCRIPTION OF APPLIED STANDARDS 27

3 TEST TYPES AND RESULTS 28

3.1 OUTPUT POWER MEASUREMENT 28
3.1.1 LIMITS OF OUTPUT POWER MEASUREMENT 28
3.1.2 TEST PROCEDURES 28
3.1.3 TEST SETUP 30
3.1.4 TEST RESULTS 31
3.2 RADIATED EMISSION MEASUREMENT 78
3.2.1 LIMITS OF RADIATED EMISSION MEASUREMENT 78
3.2.2 TEST PROCEDURES 78
3.2.3 DEVIATION FROM TEST STANDARD 78
3.2.4 TEST SETUP 79
3.2.5 TEST RESULTS 81

4 INFORMATION ON THE TESTING LABORATORIES 119

5 MODIFICATIONS RECORDERS FOR ENGINEERING CHANGES TO THE EUT BY THE LAB. 120

RELEASE CONTROL RECORD

ISSUE NO.	REASON FOR CHANGE	DATE ISSUED
W7L-P23070006RF05	Original release	Aug. 25, 2023

1 SUMMARY OF TEST RESULTS

The EUT has been tested according to the following specifications:

APPLIED STANDARD: FCC PART 27 & PART 2		
STANDARD SECTION	**TEST TYPE AND LIMIT**	**RESULT**
§2.1046	Conducted Output Power	See Note1
§27.50(h)(2) §27.50(k)(3) §27.50(j)(3) §27.50(d)(4)	Equivalent Isotropically Radiated Power (Band 7C) (Band 38C) (Band 41C) (Band 42C) (Band 43C) (Band 66C) (Band 66B)	Compliance
§2.1055 §27.54	Frequency Stability	See Note1
§2.1049	Occupied Bandwidth	See Note1
§2.1051 §27.53(m)(4)(6) §27.53(n)(2) §27.53(l)(2) §27.53(h)(1)	Conducted Band Edge Measurements (Band 7C) (Band 38C) (Band 41C) (Band 42C) (Band 43C) (Band 66C) (Band 66B)	See Note1
§2.1051 §27.53(m)(4)(6) §27.53(n)(2) §27.53(l)(2) §27.53(h)(1)	Conducted Spurious Emissions (Band 7C) (Band 38C) (Band 41C) (Band 42C) (Band 43C) (Band 66C) (Band 66B)	See Note1
§2.1051 §27.53(m)(4)(6) §27.53(n)(2) §27.53(l)(2) §27.53(h)(1)	Radiated Spurious Emissions (Band 7C) (Band 38C) (Band 41C) (Band 42C) (Band 43C) (Band 66C) (Band 66B)	Compliance See Note2
NA	Peak to average ratio	See Note1

Note:

1. Please refer to the module report SEWA2204000008RG01(FCC ID: XMR2022RM520NGL)
2. For Inter-CA band, the report only show the worst mode RSE data of original module report, because the antenna type of module and EUT is all the same, and the power of single LTE band is larger than that in CA, so single LTE band can cover the RSE risk of CA part.

1.1 MEASREMENT UNCERTAINTY

Where relevant, the following measurement uncertainty levels have been estimated for tests performed on the EUT as specified in CISPR 16-4-2:

MEASUREMENT	UNCERTAINTY
Radiated emissions (9KHz~30MHz)	±2.68dB
Radiated emissions & Radiated Power (30MHz~1GHz)	±4.98dB
Radiated emissions & Radiated Power (1GHz ~6GHz)	±4.70dB
Radiated emissions (6GHz ~18GHz)	±4.60dB
Radiated emissions (18GHz ~40GHz)	±4.12dB
Conducted Output power	±2.06dB

This uncertainty represents an expanded uncertainty expressed at approximately the 95% confidence level using a coverage factor of k=2.

1.2 TEST SITE AND INSTRUMENTS

Equipment	Manufacturer	Model No.	Serial No.	Last Cal.	Next Cal.
MXE EMI Receiver	KEYSIGHT	N9038A-544	MY54450026	Mar. 28,23	Mar. 27,24
EXA Signal Analyzer	KEYSIGHT	N9010A-544	MY54510355	May.14,23	May.13,24
Loop Antenna	Schwarzbeck	FMZB 1519B	00173	Sep.03,22	Sep.02,23
Bilog Antenna	ETS-LINDGREN	3143B	00161965	Feb. 18,23	Feb. 17,24
Horn Antenna	ETS-LINDGREN	3117	00168692	Feb. 18,23	Feb. 17,24
Horn Antenna (18GHz-40GHz)	N/A	QWH-SL-18-40-K-SG/QMS-00361	15433	Sep.04, 22	Sep.03, 23
Radio Communication Analyzer	ANRITSU	MT8820C	6201465426	Feb. 14,23	Feb. 13,24
Signal Pre-Amplifier	EMSI	EMC 9135	980249	May. 06,23	May. 05,24
Signal Pre-Amplifier	EMSI	EMC 012645B	980257	May.12,23	May.11,24
Signal Pre-Amplifier	EMSI	EMC 184045B	980259	Feb. 17,23	Feb.16,24
3m Semi-anechoic Chamber	ETS-LINDGREN	9m*6m*6m	Euroshieldpn-CT0001143-1216	May. 19,23	May. 18,26
Test Software	E3	V 9.160323	N/A	N/A	N/A
Test Software	JS1120	3.1.36	N/A	N/A	N/A
10dB Attenuator	JFW/USA	50HF-010-SMA	50HF-010-SMA	May. 06,23	May. 05,24
Power Meter	Anritsu	ML2495A	1506002	Feb. 14,23	Feb. 13,24
Power Sensor	Anritsu	MA2411B	1339352	Feb. 14,23	Feb. 13,24
Temperature Chamber	ESPEC	SH-242	93000855	May. 06,23	May. 05,24
MXG Analog Microvave Signal Generator	KEYSIGHT	N5183A	MY50143024	Feb. 14,23	Feb. 13,24
Base station R&S CMW500	Rohde&Schwarz	CMW500	153085	May.12,23	May.11,24
DC Source	Kikusui/JP	PMX18-5A	N/A	Aug. 12,22	Aug. 11,23
DC Source	Kikusui/JP	PMX18-5A	N/A	Aug. 11,23	Aug. 10,24

NOTE: 1. The calibration interval of the above test instruments is 12 months or 36 months and the calibrations are traceable to CEPREI/CHINA, GRGT/CHINA and NIM/CHINA.

2. The test was performed in 3m Semi-anechoic Chamber and RF Oven Room.

3. The horn antenna is used only for the measurement of emission frequency above 1GHz if tested.

4. The FCC Site Registration No. is 525120; The Designation No. is CN1171.

2 GENERAL INFORMATION

2.1 GENERAL DESCRIPTION OF EUT

PRODUCT	Cellular Backup Router	
BRAND NAME	DATAREMOTE	
MODEL NAME	90X1	
NOMINAL VOLTAGE	19Vdc(adapter or host equipment) 11.1Vdc (Li-ion, battery)	
MODULATION TECHNOLOGY	**LTE**	QPSK, 16QAM, 64QAM,256QAM
FREQUENCY RANGE	**LTE Band CA_7C Channel Bandwidth: 10MHz+20MHz**	2505.5MHz ~ 2560MHz
	LTE Band CA_7C Channel Bandwidth: 15MHz+10MHz	2507.5MHz ~ 2564.7MHz
	LTE Band CA_7C Channel Bandwidth: 15MHz+15MHz	2507.5MHz ~ 2562.5MHz
	LTE Band CA_7C Channel Bandwidth: 15MHz+20MHz	2507.8MHz ~ 2560MHz
	LTE Band CA_7C Channel Bandwidth: 20MHz+10MHz	2510MHz ~ 2564.5MHz
	LTE Band CA_7C Channel Bandwidth: 20MHz+15MHz	2510MHz ~ 2562.2MHz
	LTE Band CA_7C Channel Bandwidth: 20MHz+20MHz	2510MHz ~ 2560MHz
	LTE Band CA_38C Channel Bandwidth: 15MHz+15MHz	2577.5MHz ~ 2612.5MHz
	LTE Band CA_38C Channel Bandwidth: 20MHz+20MHz	2580.5MHz ~ 2610MHz
	LTE Band CA_41C Channel Bandwidth: 5MHz+20MHz	2499.3MHz ~ 2680MHz
	LTE Band CA_41C Channel Bandwidth: 10MHz+15MHz	2501.3MHz ~ 2682.5MHz

FREQUENCY RANGE	LTE Band CA_41C Channel Bandwidth: 10MHz+20MHz	2501.5MHz ~ 2680MHz
	LTE Band CA_41C Channel Bandwidth: 15MHz+10MHz	2503.5MHz ~ 2684.7MHz
	LTE Band CA_41C Channel Bandwidth: 15MHz+15MHz	2496MHz ~ 2682.5MHz
	LTE Band CA_41C Channel Bandwidth: 15MHz+20MHz	2503.8MHz ~ 2680MHz
	LTE Band CA_41C Channel Bandwidth: 20MHz+5MHz	2506MHz ~ 2686.7MHz
	LTE Band CA_41C Channel Bandwidth: 20MHz+10MHz	2506MHz ~ 2684.5MHz
	LTE Band CA_41C Channel Bandwidth: 20MHz+15MHz	2506MHz ~ 2682.2MHz
	LTE Band CA_41C Channel Bandwidth: 20MHz+20MHz	2506MHz ~ 2680MHz
	LTE Band CA_42C Channel Bandwidth: 5MHz+20MHz	3453.3MHz ~ 3540MHz
	LTE Band CA_42C Channel Bandwidth: 20MHz +5MHz	3460MHz ~ 3546.7MHz
	LTE Band CA_42C Channel Bandwidth: 10MHz +20MHz	3455.5MHz ~ 3540MHz
	LTE Band CA_42C Channel Bandwidth: 20MHz +10MHz	3460MHz ~ 3544.5MHz
	LTE Band CA_42C Channel Bandwidth: 15MHz +20MHz	3457.8MHz ~ 3540MHz
	LTE Band CA_42C Channel Bandwidth: 20MHz +15MHz	3460MHz ~ 3542.2MHz
	LTE Band CA_42C Channel Bandwidth: 20MHz +20MHz	3460MHz ~ 3540MHz
	LTE Band CA_43C Channel Bandwidth: 10MHz+20MHz	3705.5MHz ~ 3790MHz

FREQUENCY RANGE	**LTE Band CA_43C Channel Bandwidth: 15MHz+20MHz**	3707.8MHz ~3790MHz
	LTE Band CA_43C Channel Bandwidth: 20MHz+10MHz	3710MHz ~3794.5MHz
	LTE Band CA_43C Channel Bandwidth: 20MHz+15MHz	3710MHz ~3792.2MHz
	LTE Band CA_43C Channel Bandwidth: 20MHz+20MHz	3710MHz ~3790MHz
	LTE Band CA_43C Channel Bandwidth: 20MHz+5MHz	3710MHz ~3796.7MHz
	LTE Band CA_43C Channel Bandwidth: 5MHz+20MHz	3703.3MHz ~3790MHz
	LTE Band CA_66B Channel Bandwidth: 10MHz+10MHz	1715 MHz ~ 1775 MHz
	LTE Band CA_66B Channel Bandwidth: 10MHz+5MHz	1715 MHz ~ 1722.2 MHz
	LTE Band CA_66B Channel Bandwidth: 15MHz+5MHz	1717.5 MHz ~1777 MHz
	LTE Band CA_66B Channel Bandwidth: 5MHz+15MHz	1713 MHz ~1772.5 MHz
	LTE Band CA_66B Channel Bandwidth: 5MHz+5MHz	1712.5 MHz ~1777.5 MHz
	LTE Band CA_66B Channel Bandwidth: 5MHz+10MHz	1712.8 MHz ~1775. MHz
	LTE Band CA_66C Channel Bandwidth: 10MHz+15MHz	1715.3 MHz ~1772.5 MHz
	LTE Band CA_66C Channel Bandwidth: 10MHz+20MHz	1715.5 MHz ~1770 MHz
	LTE Band CA_66C Channel Bandwidth: 15MHz+10MHz	1717.5 MHz ~1774.7 MHz
	LTE Band CA_66C Channel Bandwidth: 15MHz+15MHz	1717.5 MHz ~1772.5 MHz

FREQUENCY RANGE	LTE Band CA_66C Channel Bandwidth: 15MHz+20MHz	1717.8 MHz ~1770 MHz
	LTE Band CA_66C Channel Bandwidth: 20MHz+10MHz	1720 MHz ~1774.5 MHz
	LTE Band CA_66C Channel Bandwidth: 20MHz+15MHz	1720 MHz ~1772.2 MHz
	LTE Band CA_66C Channel Bandwidth: 20MHz+20MHz	1720 MHz ~1770 MHz
	LTE Band CA_66C Channel Bandwidth: 20MHz+5MHz	1720 MHz ~1776.7 MHz
MAX. EIRP or EPR POWER	LTE Band CA_7C Channel Bandwidth: 10MHz+20MHz	199.99mW
	LTE Band CA_7C Channel Bandwidth: 15MHz+10MHz	184.93mW
	LTE Band CA_7C Channel Bandwidth: 15MHz+15MHz	183.23mW
	LTE Band CA_7C Channel Bandwidth: 15MHz+20MHz	194.98mW
	LTE Band CA_7C Channel Bandwidth: 20MHz+10MHz	194.54mW
	LTE Band CA_7C Channel Bandwidth: 20MHz+15MHz	188.80mW
	LTE Band CA_7C Channel Bandwidth: 20MHz+20MHz	181.97mW
	LTE Band CA_38C Channel Bandwidth: 15MHz+15MHz	247.74mW
	LTE Band CA_38C Channel Bandwidth: 20MHz+20MHz	251.77mW
	LTE Band CA_41C Channel Bandwidth: 5MHz+20MHz	263.03mW
	LTE Band CA_41C Channel Bandwidth: 20MHz+5MHz	263.63mW

MAX. EIRP or EPR POWER	LTE Band CA_41C Channel Bandwidth: 10MHz+15MHz	264.85mW
	LTE Band CA_41C Channel Bandwidth: 15MHz+10MHz	258.82mW
	LTE Band CA_41C Channel Bandwidth: 15MHz+15MHz	257.04mW
	LTE Band CA_41C Channel Bandwidth: 10MHz+20MHz	258.23mW
	LTE Band CA_41C Channel Bandwidth: 15MHz+20MHz	258.82mW
	LTE Band CA_41C Channel Bandwidth: 20MHz+15MHz	257.04mW
	LTE Band CA_41C Channel Bandwidth: 20MHz+20MHz	252.93mW
	LTE Band CA_42C Channel Bandwidth: 5MHz+20MHz	171.79mW
	LTE Band CA_42C Channel Bandwidth: 20MHz +5MHz	171.40mW
	LTE Band CA_42C Channel Bandwidth: 10MHz +20MHz	172.58mW
	LTE Band CA_42C Channel Bandwidth: 20MHz +10MHz	174.98mW
	LTE Band CA_42C Channel Bandwidth: 15MHz +20MHz	169.82mW
	LTE Band CA_42C Channel Bandwidth: 20MHz +15MHz	172.58mW
	LTE Band CA_42C Channel Bandwidth: 20MHz +20MHz	175.79mW
	LTE Band CA_43C Channel Bandwidth: 5MHz+20MHz	172.58mW
	LTE Band CA_43C Channel Bandwidth: 20MHz+5MHz	171.79mW

EMISSION DESIGNATOR	LTE Band CA_43C Channel Bandwidth: 10MHz+20MHz	172.58mW
	LTE Band CA_43C Channel Bandwidth: 20MHz+10MHz	168.66mW
	LTE Band CA_43C Channel Bandwidth: 15MHz+20MHz	169.04mW
	LTE Band CA_43C Channel Bandwidth: 20MHz+15MHz	170.61mW
	LTE Band CA_43C Channel Bandwidth: 20MHz+20MHz	170.22mW
	LTE Band CA_66B Channel Bandwidth: 10MHz+10MHz	638.26mW
	LTE Band CA_66B Channel Bandwidth: 10MHz+5MHz	630.96mW
	LTE Band CA_66B Channel Bandwidth: 15MHz+5MHz	586.14mW
	LTE Band CA_66B Channel Bandwidth: 5MHz+15MHz	639.73mW
	LTE Band CA_66B Channel Bandwidth: 5MHz+5MHz	639.73mW
	LTE Band CA_66B Channel Bandwidth: 5MHz+10MHz	609.54mW
	LTE Band CA_66C Channel Bandwidth: 10MHz+15MHz	532.11mW
	LTE Band CA_66C Channel Bandwidth: 10MHz+20MHz	572.80mW
	LTE Band CA_66C Channel Bandwidth: 15MHz+10MHz	567.54mW
	LTE Band CA_66C Channel Bandwidth: 15MHz+15MHz	485.29mW
	LTE Band CA_66C Channel Bandwidth: 15MHz+20MHz	602.56mW

EMISSION DESIGNATOR	**LTE Band CA_66C Channel Bandwidth: 20MHz+10MHz**	516.42mW
	LTE Band CA_66C Channel Bandwidth: 20MHz+15MHz	543.25mW
	LTE Band CA_66C Channel Bandwidth: 20MHz+20MHz	566.24mW
	LTE Band CA_66C Channel Bandwidth: 20MHz+5MHz	530.88mW
	LTE Band CA_7C Channel Bandwidth: 10MHz+20MHz	QPSK: 27M7G7D 16QAM: 27M7W7D 64QAM: 27M7W7D 256QAM: 27M7W7D
	LTE Band CA_7C Channel Bandwidth: 15MHz +10MHz	QPSK: 23M2G7D 16QAM: 23M2W7D 64QAM: 23M1W7D 256QAM: 23M1W7D
	LTE Band CA_7C Channel Bandwidth: 15MHz +15MHz	QPSK: 28M3G7D 16QAM: 28M3W7D 64QAM: 28M3W7D 256QAM: 28M3W7D
	LTE Band CA_7C Channel Bandwidth: 15MHz +20MHz	QPSK: 32M6G7D 16QAM: 32M6W7D 64QAM: 32M6W7D 256QAM: 32M6W7D
	LTE Band CA_7C Channel Bandwidth: 20MHz +10MHz	QPSK: 27M8G7D 16QAM: 27M8W7D 64QAM: 27M7W7D 256QAM: 27M8W7D

EMISSION DESIGNATOR	**LTE Band CA_7C Channel Bandwidth: 20MHz +15MHz**	QPSK: 32M6G7D 16QAM: 32M6W7D 64QAM: 32M6W7D 256QAM: 32M6W7D
	LTE Band CA_7C Channel Bandwidth: 20MHz +20MHz	QPSK: 37M7G7D 16QAM: 37M7W7D 64QAM: 37M7W7D 256QAM: 37M7W7D
	LTE Band CA_38C Channel Bandwidth: 15MHz +15MHz	QPSK: 28M2G7D 16QAM: 28M2W7D 64QAM: 28M2W7D 256QAM: 28M2W7D
	LTE Band CA_38C Channel Bandwidth: 20MHz +20MHz	QPSK: 37M6G7D 16QAM: 37M6W7D 64QAM: 37M6W7D 256QAM: 37M6W7D
	LTE Band CA_41C Channel Bandwidth: 5MHz+20MHz	QPSK: 22M9G7D 16QAM: 22M8W7D 64QAM: 22M7W7D 256QAM: 22M8W7D
	LTE Band CA_41C Channel Bandwidth: 20MHz+5MHz	QPSK: 22M9G7D 16QAM: 22M9W7D 64QAM: 22M9W7D 256QAM: 22M9W7D
	LTE Band CA_41C Channel Bandwidth: 10MHz+15MHz	QPSK: 23M1G7D 16QAM: 23M1W7D 64QAM: 23M1W7D 256QAM: 23M0W7D

EMISSION DESIGNATOR	**LTE Band CA_41C Channel Bandwidth: 15MHz+10MHz**	QPSK: 23M1G7D 16QAM: 23M1G7D 64QAM: 23M1G7D 256QAM: 23M1G7D
	LTE Band CA_41C Channel Bandwidth: 15MHz+15MHz	QPSK: 28M3G7D 16QAM: 28M2W7D 64QAM: 28M3W7D 256QAM: 28M2W7D
	LTE Band CA_41C Channel Bandwidth: 10MHz+20MHz	QPSK: 27M7G7D 16QAM: 27M6W7D 64QAM: 27M7W7D 256QAM: 27M6W7D
	LTE Band CA_41C Channel Bandwidth: 15MHz+20MHz	QPSK: 32M5G7D 16QAM: 32M5W7D 64QAM: 32M5W7D 256QAM: 32M5W7D
	LTE Band CA_41C Channel Bandwidth: 20MHz+15MHz	QPSK: 32M5G7D 16QAM: 32M5W9D 64QAM: 32M6W7D 256QAM: 32M6W7D
	LTE Band CA_41C Channel Bandwidth: 20MHz+20MHz	QPSK: 37M7G7D 16QAM: 37M7W7D 64QAM: 37M7W7D 256QAM: 37M7W7D
	LTE Band CA_42C Channel Bandwidth: 5MHz+20MHz	QPSK: 22M7G7D 16QAM: 22M7G7D 64QAM: 22M7G7D 256QAM: 22M7G7D
	LTE Band CA_42C Channel Bandwidth: 20MHz +5MHz	QPSK: 22M9G7D 16QAM: 22M9G7D 64QAM: 22M9G7D 256QAM: 22M9G7D
	LTE Band CA_42C Channel Bandwidth: 10MHz +20MHz	QPSK: 27M8G7D 16QAM: 27M9G7D 64QAM: 27M9G7D 256QAM: 27M9G7D

EMISSION DESIGNATOR	**LTE Band CA_42C Channel Bandwidth: 20MHz +10MHz**	QPSK: 27M8G7D 16QAM: 28M0G7D 64QAM: 28M0G7D 256QAM: 28M0G7D
	LTE Band CA_42C Channel Bandwidth: 15MHz +20MHz	QPSK: 32M6G7D 16QAM: 32M7G7D 64QAM: 32M7G7D 256QAM: 32M7G7D
	LTE Band CA_42C Channel Bandwidth: 20MHz +15MHz	QPSK: 32M8G7D 16QAM: 32M8G7D 64QAM: 32M7G7D 256QAM: 32M8G7D
	LTE Band CA_42C Channel Bandwidth: 20MHz +20MHz	QPSK: 37M4G7D 16QAM: 37M4G7D 64QAM: 37M6G7D 256QAM: 37M6G7D
	LTE Band CA_43C Channel Bandwidth: 10MHz+20MHz	QPSK: 27M9G7D 16QAM: 27M9W7D 64QAM: 28M0W7D 256QAM: 27M9W7D
	LTE Band CA_43C Channel Bandwidth: 15MHz+20MHz	QPSK: 32M7G7D 16QAM: 32M7W7D 64QAM: 32M6W7D 256QAM: 32M7W7D
	LTE Band CA_43C Channel Bandwidth: 20MHz+10MHz	QPSK: 27M9G7D 16QAM: 28M0W7D 64QAM: 28M0W7D 256QAM: 28M0W7D
	LTE Band CA_43C Channel Bandwidth: 20MHz+15MHz	QPSK: 32M9G7D 16QAM: 32M8W7D 64QAM: 32M8W7D 256QAM: 32M8W7D
	LTE Band CA_43C Channel Bandwidth: 20MHz+20MHz	QPSK: 37M6G7D 16QAM: 37M5W7D 64QAM: 37M5W7D 256QAM: 37M6W7D
	LTE Band CA_43C Channel Bandwidth: 20MHz+5MHz	QPSK: 22M9G7D 16QAM: 22M9W7D 64QAM: 22M9W7D 256QAM: 22M9W7D
	LTE Band CA_43C Channel Bandwidth: 5MHz+20MHz	QPSK: 22M9G7D 16QAM: 22M9W7D 64QAM: 22M9W7D 256QAM: 22M9W7D

EMISSION DESIGNATOR	**LTE Band CA_66B Channel Bandwidth: 10MHz+10MHz**	QPSK: 18M9G7D 16QAM: 18M9W7D 64QAM: 18M9W7D 256QAM: 18M9W7D
	LTE Band CA_66B Channel Bandwidth: 10MHz+5MHz	QPSK: 13M9G7D 16QAM: 13M9W7D 64QAM: 13M9W7D 256QAM: 13M9W7D
	LTE Band CA_66B Channel Bandwidth: 15MHz+5MHz	QPSK: 18M4G7D 16QAM: 18M4W7D 64QAM: 18M4W7D 256QAM: 18M4W7D
	LTE Band CA_66B Channel Bandwidth: 5MHz+15MHz	QPSK: 18M4G7D 16QAM: 18M3W7D 64QAM: 18M3W7D 256QAM: 18M3W7D
	LTE Band CA_66B Channel Bandwidth: 5MHz+5MHz	QPSK: 9M27G7D 16QAM: 9M29W7D 64QAM: 9M29W7D 256QAM: 9M29W7D
	LTE Band CA_66B Channel Bandwidth: 5MHz+10MHz	QPSK: 13M9G7D 16QAM: 13M9W7D 64QAM: 13M9W7D 256QAM: 13M9W7D
	LTE Band CA_66C Channel Bandwidth: 10MHz+15MHz	QPSK: 23M2G7D 16QAM: 23M1W7D 64QAM: 23M1W7D 256QAM: 23M2W7D
	LTE Band CA_66C Channel Bandwidth: 10MHz+20MHz	QPSK: 27M8G7D 16QAM: 27M8W7D 64QAM: 27M7W7D 256QAM: 27M7W7D
	LTE Band CA_66C Channel Bandwidth: 15MHz+10MHz	QPSK: 23M2G7D 16QAM: 23M2W7D 64QAM: 23M2W7D 256QAM: 23M2W7D
	LTE Band CA_66C Channel Bandwidth: 15MHz+15MHz	QPSK: 28M4G7D 16QAM: 28M3W7D 64QAM: 28M4W7D 256QAM: 28M3W7D
	LTE Band CA_66C Channel Bandwidth: 15MHz+20MHz	QPSK: 32M6G7D 16QAM: 32M6W7D 64QAM: 32M6W7D 256QAM: 32M5W7D

	LTE Band CA_66C Channel Bandwidth: 20MHz+10MHz	QPSK: 27M8G7D 16QAM: 27M8W7D 64QAM: 27M8W7D 256QAM: 27M8W7D
	LTE Band CA_66C Channel Bandwidth: 20MHz+15MHz	QPSK: 32M7G7D 16QAM: 32M6W7D 64QAM: 32M6W7D 256QAM: 32M6W7D
	LTE Band CA_66C Channel Bandwidth: 20MHz+20MHz	QPSK: 37M7G7D 16QAM: 37M7W7D 64QAM: 37M7W7D 256QAM: 37M7W7D
	LTE Band CA_66C Channel Bandwidth: 20MHz+5MHz	QPSK: 22M9G7D 16QAM: 22M9W7D 64QAM: 23M0W7D 256QAM: 23M0W7D
ANTENNA TYPE	Monopole Antenna with -1.95dBi gain for LTE CA 7C Monopole Antenna with -1.95dBi gain for LTE CA 38C Monopole Antenna with -1.95dBi gain for LTE CA 41C Monopole Antenna with -2.38dBi gain for LTE CA 42C Monopole Antenna with -2.38dBi gain for LTE CA 43C Monopole Antenna with 3.10dBi gain for LTE CA 66B/ 66C	
HW VERSION	1.0	
SW VERSION	1.0	
I/O PORTS	Refer to user's manual	
CABLE SUPPLIED	Ethernet Cable: non-shielded cable, with w/o ferrite core, 1.5 meter Phone Cable: non-shielded cable, with w/o ferrite core, 1.5 meter	
EXTREME TEMPERATURE	0-40 ℃	
EXTREME VOLTAGE	3.6V - 24V	

NOTE:

1. For a more detailed features description, please refer to the manufacturer's specifications or the user's manual.
2. The EUT incorporates a SISO function. Physically, the EUT provides one completed transmitter and one receiver.

MODULATION MODE	TX FUNCTION
LTE	1TX/1RX

3. For the test results, the EUT had been tested with all conditions. But only the worst case was shown in test report.

List of Accessory:

ACCESSORIES	MANUFACTURER	MODEL	SPECIFICATION
AC Adapter	Moso Power Supply Technology Co., Ltd.	MS-V3420R190-065L0-US	I/P: 100-240Vac, 1.5A, O/P: 19Vdc, 3.42A
Battery	EVE ENERGY CO., LTD.	DRI18650-3S6P	Capacity：10.8Vdc, 15300mAh
Ethernet Cable	Wujiang Eksong Electronics Co., LTD.	HQ01-C727	Signal Line,1.5meter
Phone Cable	Wujiang Eksong Electronics Co., LTD.	HQ01-C697	Signal Line,1.5meter

2.2 CONFIGURATION OF SYSTEM UNDER TEST

FOR RADIATION EMISSION TEST

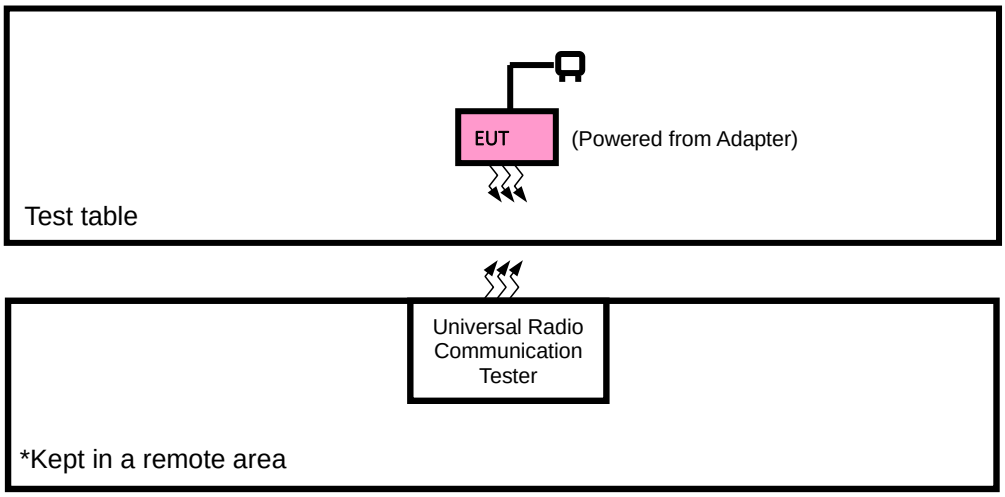

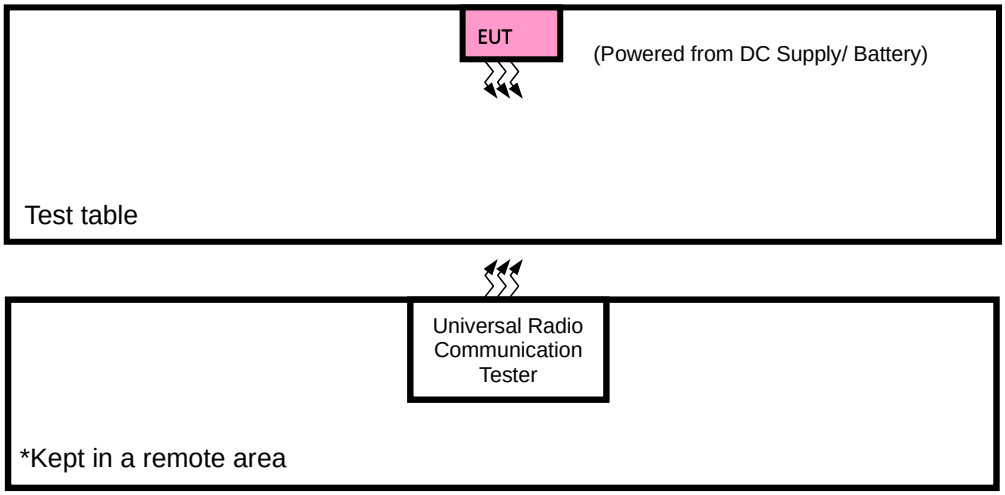

2.3 DESCRIPTION OF SUPPORT UNITS

The EUT has been tested as an independent unit together with other necessary accessories or support units. The following support units or accessories were used to form a representative test configuration during the tests.

NO.	PRODUCT	BRAND	MODEL NO.	SERIAL NO.	FCC ID
1	DC source	LONG WEI	PS-6403D	010934269	N/A

NO.	SIGNAL CABLE DESCRIPTION OF THE ABOVE SUPPORT UNITS
1	DC Line: Unshielded, Detachable 1.8m

2.4 TEST ITEM AND TEST CONFIGURATION

Pre-Scan has been conducted to determine the worst-case mode from all possible combinations between available modulations, data rates, XYZ axis and antenna ports The worst case was found when positioned on Y-plane for EIRP and X-axis for radiated emission. Following channel(s) was (were) selected for the final test as listed below:

EUT CONFIGURE MODE	DESCRIPTION
A	EUT + Adapter + USB Cable with LTE link
B	EUT + DC Supply with LTE link

LTE BAND CA_7C MODE

EUT CONFIGURE MODE	TEST ITEM	AVAILABLE PCC CHANNEL	AVAILABLE SCC CHANNEL	TESTED CHANNEL	CHANNEL BANDWIDTH	MODULATION	MODE(PCC)	MODE(SCC)
A	EIRP	20805 to 21206	20949 to 21350	Low, Middle, High	10MHz+20MHz	QPSK, 16QAM, 64QAM, 256QAM	1RB/ 49RB Offset	1RB/ 0RB Offset
		20825 to 21277	20945 to 21397	Low, Middle, High	15MHz+10MHz	QPSK, 16QAM, 64QAM, 256QAM	1RB/ 74RB Offset	1RB/ 0RB Offset
		20825 to 21225	20975 to 21375	Low, Middle, High	15MHz+15MHz	QPSK, 16QAM, 64QAM, 256QAM	1RB/ 74RB Offset	1RB/ 0RB Offset
		20828 to 21179	20999 to 21350	Low, Middle, High	15MHz+20MHz	QPSK, 16QAM, 64QAM, 256QAM	1RB/ 74RB Offset	1RB/ 0RB Offset
		20850 to 21251	20994 to 21395	Low, Middle, High	20MHz+10MHz	QPSK, 16QAM, 64QAM, 256QAM	1RB/ 99RB Offset	1RB/ 0RB Offset
		20850 to 21201	21201 to 21372	Low, Middle, High	20MHz+15MHz	QPSK, 16QAM, 64QAM, 256QAM	1RB/ 99RB Offset	1RB/ 0RB Offset
		20850 to 21152	21048 to 21350	Low, Middle, High	20MHz+20MHz	QPSK, 16QAM, 64QAM, 256QAM	1RB/ 99RB Offset	1RB/ 0RB Offset
A	RADIATED EMISSION	20850 to 21152	21048 to 21350	Low, Middle, High	20MHz+20MHz	QPSK	1RB/ 99RB Offset	1RB/ 0RB Offset

Note: 1. This device was tested under all bandwidths, RB configurations and modulations. The worst case was found in QPSK modulation.

LTE BAND CA_38C MODE

EUT CONFIGURE MODE	TEST ITEM	AVAILABLE PCC CHANNEL	AVAILABLE SCC CHANNEL	TESTED CHANNEL	CHANNEL BANDWIDTH	MODULATION	MODE(PCC)	MODE(SCC)
A	EIRP	37825 to 38025	37975 to 38175	Low, Middle, High	15MHz+15MHz	QPSK, 16QAM, 64QAM, 256QAM	1RB/ 49RB Offset	1RB/ 0RB Offset
		37850 to 37952	38048 to 38150	Low, Middle, High	20MHz+20MHz	QPSK, 16QAM, 64QAM, 256QAM	1RB/ 99RB Offset	1RB/ 0RB Offset

Note: 1.This device was tested under all bandwidths, RB configurations and modulations. The worst case was found in QPSK modulation.

2. LTE Band 38C are covered by LTE Band 41C, because it is a subset of LTE Band 41C with the same output power and supported bandwidths, So the RSE test data please refer to LTE Band 41C

LTE BAND CA_41C MODE

EUT CONFIGURE MODE	TEST ITEM	AVAILABLE PCC CHANNEL	AVAILABLE SCC CHANNEL	TESTED CHANNEL	CHANNEL BANDWIDTH	MODULATION	MODE(PCC)	MODE(SCC)
A	EIRP	39750 to 41341	39921 to 41512	Low, Middle, High	20MHz+15MHz	QPSK, 16QAM, 64QAM, 256QAM	1RB/ 99RB Offset	1RB/ 0RB Offset
		39728 to 41319	39899 to 41490	Low, Middle, High	15MHz+20MHz	QPSK, 16QAM, 64QAM, 256QAM	1RB/ 74RB Offset	1RB/ 0RB Offset
		39750 to 41391	39894 to 41535	Low, Middle, High	20MHz+10MHz	QPSK, 16QAM, 64QAM, 256QAM	1RB/ 99RB Offset	1RB/ 0RB Offset
		39705 to 41346	39849 to 41490	Low, Middle, High	10MHz+20MHz	QPSK, 16QAM, 64QAM, 256QAM	1RB/ 49RB Offset	1RB/ 0RB Offset
		39725 to 41365	39875 to 41515	Low, Middle, High	15MHz +15MHz	QPSK, 16QAM, 64QAM, 256QAM	1RB/ 74RB Offset	1RB/ 0RB Offset
		39725 to 41417	39845 to 41537	Low, Middle, High	15MHz +10MHz	QPSK, 16QAM, 64QAM, 256QAM	1RB / 74RB Offset	1RB / 0RB Offset
		39703 to 41395	39823 to 41515	Low, Middle, High	10MHz +15MHz	QPSK, 16QAM, 64QAM, 256QAM	1RB/ 49RB Offset	1RB/ 0RB Offset
		39750 to 41440	39867 to 41557	Low, Middle, High	20MHz +5MHz	QPSK, 16QAM, 64QAM, 256QAM	1RB/ 99RB Offset	1RB/ 0RB Offset
		39683 to 41373	39800 to 41490	Low, Middle, High	5MHz +20MHz	QPSK, 16QAM, 64QAM, 256QAM	1RB/ 24RB Offset	1RB/ 0RB Offset
		39750 to 41292	39948 to 41490	Low, Middle, High	20MHz +20MHz	QPSK, 16QAM, 64QAM, 256QAM	1RB / 99RB Offset	1RB/ 0RB Offset
A	RADIATED EMISSION	39750 to 41292	39948 to 41490	Low, Middle, High	20MHz+20MHz	QPSK,	1RB / 99RB Offset	1RB/ 0RB Offset

Note: This device was tested under all bandwidths, RB configurations and modulations. The worst case was found in QPSK modulation.

LTE BAND CA_42C MODE

EUT CONFIGURE MODE	TEST ITEM	AVAILABLE PCC CHANNEL	AVAILABLE SCC CHANNEL	TESTED CHANNEL	CHANNEL BANDWIDTH	MODULATION	MODE(PCC)	MODE(SCC)
A	EIRP	42190 to 42841	42361 to 43012	Low, Middle, High	20MHz+15MHz	QPSK, 16QAM, 64QAM, 256QAM	1RB/ 99RB Offset	1RB/ 0RB Offset
		42168 to 42819	42339 to 42990	Low, Middle, High	15MHz+20MHz	QPSK, 16QAM, 64QAM, 256QAM	1RB/ 74RB Offset	1RB/ 0RB Offset
		42190 to 42891	42334 to 43035	Low, Middle, High	20MHz+10MHz	QPSK, 16QAM, 64QAM, 256QAM	1RB/ 99RB Offset	1RB/ 0RB Offset
		42145 to 42846	42289 to 42990	Low, Middle, High	10MHz+20MHz	QPSK, 16QAM, 64QAM, 256QAM	1RB/ 49RB Offset	1RB/ 0RB Offset
		42190 to 42940	42307 to 43057	Low, Middle, High	20MHz +5MHz	QPSK, 16QAM, 64QAM, 256QAM	1RB/ 99RB Offset	1RB/ 0RB Offset
		42123 to 42873	42240 to 42990	Low, Middle, High	5MHz +20MHz	QPSK, 16QAM, 64QAM, 256QAM	1RB / 24RB Offset	1RB / 0RB Offset
		42190 to 42792	42388 to 42990	Low, Middle, High	20MHz +20MHz	QPSK, 16QAM, 64QAM, 256QAM	1RB/ 99RB Offset	1RB/ 0RB Offset
A	RADIATED EMISSION	42190 to 42792	42388 to 42990	Low, Middle, High	20MHz+20MHz	QPSK,	1RB / 99RB Offset	1RB/ 0RB Offset

Note: This device was tested under all bandwidths, RB configurations and modulations. The worst case was found in QPSK modulation.

LTE BAND CA_43C MODE

EUT CONFIGURE MODE	TEST ITEM	AVAILABLE PCC CHANNEL	AVAILABLE SCC CHANNEL	TESTED CHANNEL	CHANNEL BANDWIDTH	MODULATION	MODE(PCC)	MODE(SCC)
A	EIRP	44645 to 45346	44789 to 45490	Low, Middle, High	10MHz+20MHz	QPSK, 16QAM, 64QAM, 256QAM	1RB/ 49RB Offset	1RB/ 0RB Offset
		44668 to 45319	44839 to 45490	Low, Middle, High	15MHz+20MHz	QPSK, 16QAM, 64QAM, 256QAM	1RB/ 74RB Offset	1RB/ 0RB Offset
		44690 to 45391	44834 to 45535	Low, Middle, High	20MHz+10MHz	QPSK, 16QAM, 64QAM, 256QAM	1RB/ 99RB Offset	1RB/ 0RB Offset
		44690 to 45341	44861 to 45512	Low, Middle, High	20MHz+15MHz	QPSK, 16QAM, 64QAM, 256QAM	1RB/ 99RB Offset	1RB/ 0RB Offset
		44991 to 45292	45189 to 45490	Low, Middle, High	20MHz +20MHz	QPSK, 16QAM, 64QAM, 256QAM	1RB/ 99RB Offset	1RB/ 0RB Offset
		44690 to 45440	44807 to 45557	Low, Middle, High	20MHz +5MHz	QPSK, 16QAM, 64QAM, 256QAM	1RB/ 99RB Offset	1RB/ 0RB Offset
		44623 to 45373	44740to 45490	Low, Middle, High	5MHz +20MHz	QPSK, 16QAM, 64QAM, 256QAM	1RB / 24RB Offset	1RB / 0RB Offset
A	RADIATED EMISSION	44991 to 45292	45189 to 45490	Low, Middle, High	20MHz+20MHz	QPSK,	1RB / 99RB Offset	1RB/ 0RB Offset

Note: This device was tested under all bandwidths, RB configurations and modulations. The worst case was found in QPSK modulation.

TEST CONDITION:

TEST ITEM	ENVIRONMENTAL CONDITIONS	INPUT POWER	TESTED BY
ERP&EIRP	23deg. C, 70%RH	DC19V By Adapter	Jace Hu
RADIATED EMISSION	23deg. C, 70%RH	DC19V By Adapter	Jace Hu

2.5 GENERAL DESCRIPTION OF APPLIED STANDARDS

The EUT is a RF product. According to the specifications of the manufacturer, it must comply with the requirements of the following standards:

FCC 47 CFR Part 2

FCC 47 CFR Part 27

KDB 971168 D01 Power Meas License Digital Systems v03r01

ANSI/TIA/EIA-603-D

ANSI/TIA/EIA-603-E

ANSI C63.26-2015

NOTE: All test items have been performed and recorded as per the above standards.

3 TEST TYPES AND RESULTS

3.1 OUTPUT POWER MEASUREMENT

3.1.1 LIMITS OF OUTPUT POWER MEASUREMENT

The radiated peak output power shall be according to the specific rule Part 27.50(h)(2) that “User stations are limited to 2 watts” and 27.50(i) specific that “Peak transmit power must be measure over any interval of continuous transmission using instrumentation calibration in terms of rms-equivalent voltage.”

According to the specific rule Part 27.50 (k)(3) Mobile devices are limited to 1Watt (30 dBm) EIRP, Mobile devices operating inl these bands must employ a means for limiting power to the minimum necessary for successful communications.

According to the specific rule Part 27.50(j)(3), Mobile and portable stations are limited to 1 Watt EIRP. Mobile and portable stations operating in the 3700–3980 MHz band must employ a means for limiting power to the minimum necessary for successful communications.

According to the specific rule Part 27.50(d)(4) Fixed, mobile, and portable (hand-held) stations operating in the 1710–1755 MHz band and mobile and portable stations operating in the 1695–1710 MHz and 1755–1780 MHz bands are limited to 1-watt EIRP. Fixed stations operating in the 1710–1755 MHz band are limited to a maximum antenna height of 10 meters above ground. Mobile and portable stations operating in these bands must employ a means for limiting power to the minimum necessary for successful communications.

3.1.2 TEST PROCEDURES

EIRP MEASUREMENT:

Per KDB 971168 D01 Power Meas License Digital Systems v03r01 or subclause 5.2.5.5 of ANSI C63.26-2015, the relevant equation for determing the ERP or EIRP from the conducted RF output power measured using the guidance provided above is:

ERP or EIRP = $P_{Meas} + G_T - L_C$

Where:

ERP or EIRP = effective radiated power or equivalent isotropically radiated power, respectively (Expressed in the same units as P_{Meas}, typically dBW or dBm).

P_{Meas} = measured transmitter output power or PSD, in dBm or dBW;

G_T = gain of the transmitting antenna, in dBd (ERP) or dBi (EIRP).

L_C = signal attenuation in the connecting cable between the transmitter and antenna, in dB.

CONDUCTED POWER MEASUREMENT:

a. The EUT was set up for the maximum power with LTE link data modulation and link up with simulator.
b. Set the EUT to transmit under low, middle and high channel and record the power level shown on simulator.

3.1.3 TEST SETUP

CONDUCTED POWER MEASUREMENT:

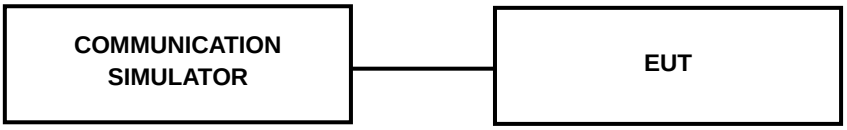

For the actual test configuration, please refer to the attached file (Test Setup Photo).

3.1.4 TEST RESULTS

ERP/EIRP
LTE BAND CA_7C
CHANNEL BANDWIDTH: 10MHz+20MHz QPSK

Channel	Frequency (MHz)	Channel	Frequency (MHz)	Conducted Power (dBm)	G_T-L_C (dB)	EIRP (dBm)	EIRP (mW)	Limit (W)
20805	2505.5	20949	2519.9	24.45	-1.95	22.50	177.83	2
21006	2525.6	21150	2540.0	24.96	-1.95	23.01	199.99	2
21206	2545.6	21350	2560.0	24.95	-1.95	23.00	199.53	2

CHANNEL BANDWIDTH: 10MHz+20MHz 16QAM

Channel	Frequency (MHz)	Channel	Frequency (MHz)	Conducted Power (dBm)	G_T-L_C (dB)	EIRP (dBm)	EIRP (mW)	Limit (W)
20805	2505.5	20949	2519.9	23.15	-1.95	21.20	131.83	2
21006	2525.6	21150	2540.0	23.61	-1.95	21.66	146.55	2
21206	2545.6	21350	2560.0	23.62	-1.95	21.67	146.89	2

CHANNEL BANDWIDTH: 10MHz+20MHz 64QAM

Channel	Frequency (MHz)	Channel	Frequency (MHz)	Conducted Power (dBm)	G_T-L_C (dB)	EIRP (dBm)	EIRP (mW)	Limit (W)
20805	2505.5	20949	2519.9	21.11	-1.95	19.16	82.41	2
21006	2525.6	21150	2540.0	21.61	-1.95	19.66	92.47	2
21206	2545.6	21350	2560.0	21.59	-1.95	19.64	92.04	2

CHANNEL BANDWIDTH: 10MHz+20MHz 256QAM

Channel	Frequency (MHz)	Channel	Frequency (MHz)	Conducted Power (dBm)	G_T-L_C (dB)	EIRP (dBm)	EIRP (mW)	Limit (W)
20805	2505.5	20949	2519.9	18.31	-1.95	16.36	43.25	2
21006	2525.6	21150	2540.0	18.46	-1.95	16.51	44.77	2
21206	2545.6	21350	2560.0	18.48	-1.95	16.53	44.98	2

CHANNEL BANDWIDTH: 15MHz+10MHz QPSK

Channel	Frequency (MHz)	Channel	Frequency (MHz)	Conducted Power (dBm)	G_T-L_C (dB)	EIRP (dBm)	EIRP (mW)	Limit (W)
20825	2507.5	20945	2519.5	24.10	-1.95	22.15	164.06	2
21051	2530.1	21171	2542.1	24.62	-1.95	22.67	184.93	2
21227	2552.7	21397	2564.7	24.44	-1.95	22.49	177.42	2

CHANNEL BANDWIDTH: 15MHz+10MHz 16QAM

Channel	Frequency (MHz)	Channel	Frequency (MHz)	Conducted Power (dBm)	G_T-L_C (dB)	EIRP (dBm)	EIRP (mW)	Limit (W)
20825	2507.5	20945	2519.5	22.85	-1.95	20.90	123.03	2
21051	2530.1	21171	2542.1	23.35	-1.95	21.40	138.04	2
21227	2552.7	21397	2564.7	23.28	-1.95	21.33	135.83	2

CHANNEL BANDWIDTH: 15MHz+10MHz 64QAM

Channel	Frequency (MHz)	Channel	Frequency (MHz)	Conducted Power (dBm)	G_T-L_C (dB)	EIRP (dBm)	EIRP (mW)	Limit (W)
20825	2507.5	20945	2519.5	20.91	-1.95	18.96	78.70	2
21051	2530.1	21171	2542.1	21.44	-1.95	19.49	88.92	2
21227	2552.7	21397	2564.7	21.26	-1.95	19.31	85.31	2

CHANNEL BANDWIDTH: 15MHz+10MHz 256QAM

Channel	Frequency (MHz)	Channel	Frequency (MHz)	Conducted Power (dBm)	G_T-L_C (dB)	EIRP (dBm)	EIRP (mW)	Limit (W)
20825	2507.5	20945	2519.5	18.37	-1.95	16.42	43.85	2
21051	2530.1	21171	2542.1	18.50	-1.95	16.55	45.19	2
21227	2552.7	21397	2564.7	18.39	-1.95	16.44	44.06	2

CHANNEL BANDWIDTH: 15MHz+15MHz QPSK

Channel	Frequency (MHz)	Channel	Frequency (MHz)	Conducted Power (dBm)	G_T-L_C (dB)	EIRP (dBm)	EIRP (mW)	Limit (W)
20825	2507.5	20975	2522.5	24.54	-1.95	22.59	181.55	2
21025	2527.5	21175	2542.5	24.50	-1.95	22.55	179.89	2
21225	2547.5	21375	2562.5	24.58	-1.95	22.63	183.23	2

CHANNEL BANDWIDTH: 15MHz+15MHz 16QAM

Channel	Frequency (MHz)	Channel	Frequency (MHz)	Conducted Power (dBm)	G_T-L_C (dB)	EIRP (dBm)	EIRP (mW)	Limit (W)
20825	2507.5	20975	2522.5	23.13	-1.95	21.18	131.22	2
21025	2527.5	21175	2542.5	23.32	-1.95	21.37	137.09	2
21225	2547.5	21375	2562.5	23.39	-1.95	21.44	139.32	2

CHANNEL BANDWIDTH: 15MHz+15MHz 64QAM

Channel	Frequency (MHz)	Channel	Frequency (MHz)	Conducted Power (dBm)	G_T-L_C (dB)	EIRP (dBm)	EIRP (mW)	Limit (W)
20825	2507.5	20975	2522.5	21.11	-1.95	19.16	82.41	2
21025	2527.5	21175	2542.5	21.41	-1.95	19.46	88.31	2
21225	2547.5	21375	2562.5	21.55	-1.95	19.60	91.20	2

CHANNEL BANDWIDTH: 15MHz+15MHz 256QAM

Channel	Frequency (MHz)	Channel	Frequency (MHz)	Conducted Power (dBm)	G_T-L_C (dB)	EIRP (dBm)	EIRP (mW)	Limit (W)
20825	2507.5	20975	2522.5	18.37	-1.95	16.42	43.85	2
21025	2527.5	21175	2542.5	18.44	-1.95	16.49	44.57	2
21225	2547.5	21375	2562.5	18.50	-1.95	16.55	45.19	2

CHANNEL BANDWIDTH: 15MHz+20MHz QPSK

Channel	Frequency (MHz)	Channel	Frequency (MHz)	Conducted Power (dBm)	G_T-L_C (dB)	EIRP (dBm)	EIRP (mW)	Limit (W)
20828	2507.8	20999	2524.9	24.06	-1.95	22.11	162.55	2
21003	2525.3	21174	2542.4	24.79	-1.95	22.84	192.31	2
21179	2542.9	21350	2560.0	24.85	-1.95	22.90	194.98	2

CHANNEL BANDWIDTH: 15MHz+20MHz 16QAM

Channel	Frequency (MHz)	Channel	Frequency (MHz)	Conducted Power (dBm)	G_T-L_C (dB)	EIRP (dBm)	EIRP (mW)	Limit (W)
20828	2507.8	20999	2524.9	22.87	-1.95	20.92	123.59	2
21003	2525.3	21174	2542.4	23.58	-1.95	21.63	145.55	2
21179	2542.9	21350	2560.0	23.73	-1.95	21.78	150.66	2

CHANNEL BANDWIDTH: 15MHz+20MHz 64QAM

Channel	Frequency (MHz)	Channel	Frequency (MHz)	Conducted Power (dBm)	G_T-L_C (dB)	EIRP (dBm)	EIRP (mW)	Limit (W)
20828	2507.8	20999	2524.9	21.02	-1.95	19.07	80.72	2
21003	2525.3	21174	2542.4	21.61	-1.95	19.66	92.47	2
21179	2542.9	21350	2560.0	21.95	-1.95	20.00	100.00	2

CHANNEL BANDWIDTH: 15MHz+20MHz 256QAM

Channel	Frequency (MHz)	Channel	Frequency (MHz)	Conducted Power (dBm)	G_T-L_C (dB)	EIRP (dBm)	EIRP (mW)	Limit (W)
20828	2507.8	20999	2524.9	18.50	-1.95	16.55	45.19	2
21003	2525.3	21174	2542.4	18.60	-1.95	16.65	46.24	2
21179	2542.9	21350	2560.0	18.79	-1.95	16.84	48.31	2

CHANNEL BANDWIDTH: 20MHz+10MHz QPSK

Channel	Frequency (MHz)	Channel	Frequency (MHz)	Conducted Power (dBm)	G_T-L_C (dB)	EIRP (dBm)	EIRP (mW)	Limit (W)
20850	2510.0	20994	2524.4	23.97	-1.95	22.02	159.22	2
21051	2530.1	21195	2544.5	24.69	-1.95	22.74	187.93	2
21251	2550.1	21395	2564.5	24.84	-1.95	22.89	194.54	2

CHANNEL BANDWIDTH: 20MHz+10MHz 16QAM

Channel	Frequency (MHz)	Channel	Frequency (MHz)	Conducted Power (dBm)	G_T-L_C (dB)	EIRP (dBm)	EIRP (mW)	Limit (W)
20850	2510.0	20994	2524.4	22.79	-1.95	20.84	121.34	2
21051	2530.1	21195	2544.5	23.41	-1.95	21.46	139.96	2
21251	2550.1	21395	2564.5	23.52	-1.95	21.57	143.55	2

CHANNEL BANDWIDTH: 20MHz+10MHz 64QAM

Channel	Frequency (MHz)	Channel	Frequency (MHz)	Conducted Power (dBm)	G_T-L_C (dB)	EIRP (dBm)	EIRP (mW)	Limit (W)
20850	2510.0	20994	2524.4	20.92	-1.95	18.97	78.89	2
21051	2530.1	21195	2544.5	21.47	-1.95	19.52	89.54	2
21251	2550.1	21395	2564.5	21.47	-1.95	19.52	89.54	2

CHANNEL BANDWIDTH: 20MHz+10MHz 256QAM

Channel	Frequency (MHz)	Channel	Frequency (MHz)	Conducted Power (dBm)	G_T-L_C (dB)	EIRP (dBm)	EIRP (mW)	Limit (W)
20850	2510.0	20994	2524.4	18.35	-1.95	16.40	43.65	2
21051	2530.1	21195	2544.5	18.40	-1.95	16.45	44.16	2
21251	2550.1	21395	2564.5	18.62	-1.95	16.67	46.45	2

CHANNEL BANDWIDTH: 20MHz+15MHz QPSK

Channel	Frequency (MHz)	Channel	Frequency (MHz)	Conducted Power (dBm)	G_T-L_C (dB)	EIRP (dBm)	EIRP (mW)	Limit (W)
20850	2510.0	21021	2527.1	23.83	-1.95	21.88	154.17	2
21026	2527.6	21197	2544.7	24.55	-1.95	22.60	181.97	2
21201	2545.1	21372	2562.2	24.71	-1.95	22.76	188.80	2

CHANNEL BANDWIDTH: 20MHz+15MHz 16QAM

Channel	Frequency (MHz)	Channel	Frequency (MHz)	Conducted Power (dBm)	G_T-L_C (dB)	EIRP (dBm)	EIRP (mW)	Limit (W)
20850	2510.0	21021	2527.1	22.69	-1.95	20.74	118.58	2
21026	2527.6	21197	2544.7	23.16	-1.95	21.21	132.13	2
21201	2545.1	21372	2562.2	23.42	-1.95	21.47	140.28	2

CHANNEL BANDWIDTH: 20MHz+15MHz 64QAM

Channel	Frequency (MHz)	Channel	Frequency (MHz)	Conducted Power (dBm)	G_T-L_C (dB)	EIRP (dBm)	EIRP (mW)	Limit (W)
20850	2510.0	21021	2527.1	20.74	-1.95	18.79	75.68	2
21026	2527.6	21197	2544.7	21.35	-1.95	19.40	87.10	2
21201	2545.1	21372	2562.2	21.56	-1.95	19.61	91.41	2

CHANNEL BANDWIDTH: 20MHz+15MHz 256QAM

Channel	Frequency (MHz)	Channel	Frequency (MHz)	Conducted Power (dBm)	G_T-L_C (dB)	EIRP (dBm)	EIRP (mW)	Limit (W)
20850	2510.0	21021	2527.1	18.21	-1.95	16.26	42.27	2
21026	2527.6	21197	2544.7	18.29	-1.95	16.34	43.05	2
21201	2545.1	21372	2562.2	18.35	-1.95	16.40	43.65	2

CHANNEL BANDWIDTH: 20MHz+20MHz QPSK

Channel	Frequency (MHz)	Channel	Frequency (MHz)	Conducted Power (dBm)	G_T-L_C (dB)	EIRP (dBm)	EIRP (mW)	Limit (W)
20850	2510.0	21048	2529.8	23.86	-1.95	21.91	155.24	2
21001	2525.1	21199	2544.9	24.51	-1.95	22.56	180.30	2
21206	2540.2	21350	2560.0	24.55	-1.95	22.60	181.97	2

CHANNEL BANDWIDTH: 20MHz+20MHz 16QAM

Channel	Frequency (MHz)	Channel	Frequency (MHz)	Conducted Power (dBm)	G_T-L_C (dB)	EIRP (dBm)	EIRP (mW)	Limit (W)
20850	2510.0	21048	2529.8	22.69	-1.95	20.74	118.58	2
21001	2525.1	21199	2544.9	23.26	-1.95	21.31	135.21	2
21206	2540.2	21350	2560.0	23.33	-1.95	21.38	137.40	2

CHANNEL BANDWIDTH: 20MHz+20MHz 64QAM

Channel	Frequency (MHz)	Channel	Frequency (MHz)	Conducted Power (dBm)	G_T-L_C (dB)	EIRP (dBm)	EIRP (mW)	Limit (W)
20850	2510.0	21048	2529.8	20.71	-1.95	18.76	75.16	2
21001	2525.1	21199	2544.9	21.25	-1.95	19.30	85.11	2
21206	2540.2	21350	2560.0	21.46	-1.95	19.51	89.33	2

CHANNEL BANDWIDTH: 20MHz+20MHz 256QAM

Channel	Frequency (MHz)	Channel	Frequency (MHz)	Conducted Power (dBm)	G_T-L_C (dB)	EIRP (dBm)	EIRP (mW)	Limit (W)
20850	2510.0	21048	2529.8	18.08	-1.95	16.13	41.02	2
21001	2525.1	21199	2544.9	18.26	-1.95	16.31	42.76	2
21206	2540.2	21350	2560.0	18.15	-1.95	16.20	41.69	2

LTE BAND CA_38C

CHANNEL BANDWIDTH: 15MHz+15MHz QPSK

Channel	Frequency (MHz)	Channel	Frequency (MHz)	Conducted Power (dBm)	G_T-L_C (dB)	EIRP (dBm)	EIRP (mW)	Limit (W)
37825	2577.5	37975	2592.5	25.80	-1.95	23.85	242.66	2
37925	2587.5	38075	2602.5	25.89	-1.95	23.94	247.74	2
38025	2597.5	38175	2612.5	25.87	-1.95	23.92	246.60	2

CHANNEL BANDWIDTH: 15MHz+15MHz 16QAM

Channel	Frequency (MHz)	Channel	Frequency (MHz)	Conducted Power (dBm)	G_T-L_C (dB)	EIRP (dBm)	EIRP (mW)	Limit (W)
37825	2577.5	37975	2592.5	25.13	-1.95	23.18	207.97	2
37925	2587.5	38075	2602.5	25.21	-1.95	23.26	211.84	2
38025	2597.5	38175	2612.5	25.29	-1.95	23.34	215.77	2

CHANNEL BANDWIDTH: 15MHz+15MHz 64QAM

Channel	Frequency (MHz)	Channel	Frequency (MHz)	Conducted Power (dBm)	G_T-L_C (dB)	EIRP (dBm)	EIRP (mW)	Limit (W)
37825	2577.5	37975	2592.5	24.43	-1.95	22.48	177.01	2
37925	2587.5	38075	2602.5	24.56	-1.95	22.61	182.39	2
38025	2597.5	38175	2612.5	24.46	-1.95	22.51	178.24	2

CHANNEL BANDWIDTH: 15MHz+15MHz 256QAM

Channel	Frequency (MHz)	Channel	Frequency (MHz)	Conducted Power (dBm)	G_T-L_C (dB)	EIRP (dBm)	EIRP (mW)	Limit (W)
37825	2577.5	37975	2592.5	21.92	-1.95	19.97	99.31	2
37925	2587.5	38075	2602.5	21.97	-1.95	20.02	100.46	2
38025	2597.5	38175	2612.5	21.89	-1.95	19.94	98.63	2

CHANNEL BANDWIDTH: 20MHz+20MHz QPSK

Channel	Frequency (MHz)	Channel	Frequency (MHz)	Conducted Power (dBm)	G_T-L_C (dB)	EIRP (dBm)	EIRP (mW)	Limit (W)
37850	2580.0	38048	2599.8	25.94	-1.95	23.99	250.61	2
37901	2585.1	38099	2604.9	25.89	-1.95	23.94	247.74	2
37952	2590.2	38150	2610	25.96	-1.95	24.01	251.77	2

CHANNEL BANDWIDTH: 20MHz+20MHz 16QAM

Channel	Frequency (MHz)	Channel	Frequency (MHz)	Conducted Power (dBm)	G_T-L_C (dB)	EIRP (dBm)	EIRP (mW)	Limit (W)
37850	2580.0	38048	2599.8	25.31	-1.95	23.36	216.77	2
37901	2585.1	38099	2604.9	25.42	-1.95	23.47	222.33	2
37952	2590.2	38150	2610	25.38	-1.95	23.43	220.29	2

CHANNEL BANDWIDTH: 20MHz+20MHz 64QAM

Channel	Frequency (MHz)	Channel	Frequency (MHz)	Conducted Power (dBm)	G_T-L_C (dB)	EIRP (dBm)	EIRP (mW)	Limit (W)
37850	2580.0	38048	2599.8	24.64	-1.95	22.69	185.78	2
37901	2585.1	38099	2604.9	24.71	-1.95	22.76	188.80	2
37952	2590.2	38150	2610	24.64	-1.95	22.69	185.78	2

CHANNEL BANDWIDTH: 20MHz+20MHz 256QAM

Channel	Frequency (MHz)	Channel	Frequency (MHz)	Conducted Power (dBm)	G_T-L_C (dB)	EIRP (dBm)	EIRP (mW)	Limit (W)
37850	2580.0	38048	2599.8	22.08	-1.95	20.13	103.04	2
37901	2585.1	38099	2604.9	22.07	-1.95	20.12	102.80	2
37952	2590.2	38150	2610	22.12	-1.95	20.17	103.99	2

LTE BAND CA_41C

CHANNEL BANDWIDTH: 5M+20M QPSK

Channel	Frequency (MHz)	Channel	Frequency (MHz)	Conducted Power (dBm)	Gain (dB)	EIRP (dBm)	EIRP (mW)	Limit (W)
39683	2499.3	39800	2511	25.89	-1.95	23.94	247.74	2
40528	2583.8	40645	2595.5	25.53	-1.95	23.58	228.03	2
41373	2668.3	41490	2680	26.15	-1.95	24.20	263.03	2

CHANNEL BANDWIDTH: 5M+20M 16QAM

Channel	Frequency (MHz)	Channel	Frequency (MHz)	Conducted Power (dBm)	Gain (dB)	EIRP (dBm)	EIRP (mW)	Limit (W)
39683	2499.3	39800	2511	25.52	-1.95	23.57	227.51	2
40528	2583.8	40645	2595.5	25.65	-1.95	23.70	234.42	2
41373	2668.3	41490	2680	25.37	-1.95	23.42	219.79	2

CHANNEL BANDWIDTH: 5M+20M 64QAM

Channel	Frequency (MHz)	Channel	Frequency (MHz)	Conducted Power (dBm)	Gain (dB)	EIRP (dBm)	EIRP (mW)	Limit (W)
39683	2499.3	39800	2511	24.80	-1.95	22.85	192.75	2
40528	2583.8	40645	2595.5	24.93	-1.95	22.98	198.61	2
41373	2668.3	41490	2680	24.65	-1.95	22.70	186.21	2

CHANNEL BANDWIDTH: 5M+20M 256QAM

Channel	Frequency (MHz)	Channel	Frequency (MHz)	Conducted Power (dBm)	Gain (dB)	EIRP (dBm)	EIRP (mW)	Limit (W)
39683	2499.3	39800	2511	22.23	-1.95	20.28	106.66	2
40528	2583.8	40645	2595.5	22.26	-1.95	20.31	107.40	2
41373	2668.3	41490	2680	22.08	-1.95	20.13	103.04	2

CHANNEL BANDWIDTH: 20M+5M QPSK

Channel	Frequency (MHz)	Channel	Frequency (MHz)	Conducted Power (dBm)	Gain (dB)	EIRP (dBm)	EIRP (mW)	Limit (W)
39750	2506	39867	2517.7	26.16	-1.95	24.21	263.63	2
40595	2590.5	40712	2602.2	26.05	-1.95	24.10	257.04	2
41440	2675	41557	2686.7	26.06	-1.95	24.11	257.63	2

CHANNEL BANDWIDTH: 20M+5M 16QAM

Channel	Frequency (MHz)	Channel	Frequency (MHz)	Conducted Power (dBm)	Gain (dB)	EIRP (dBm)	EIRP (mW)	Limit (W)
39750	2506	39867	2517.7	25.51	-1.95	23.56	226.99	2
40595	2590.5	40712	2602.2	25.57	-1.95	23.62	230.14	2
41440	2675	41557	2686.7	25.46	-1.95	23.51	224.39	2

CHANNEL BANDWIDTH: 20M+5M 64QAM

Channel	Frequency (MHz)	Channel	Frequency (MHz)	Conducted Power (dBm)	Gain (dB)	EIRP (dBm)	EIRP (mW)	Limit (W)
39750	2506	39867	2517.7	24.80	-1.95	22.85	192.75	2
40595	2590.5	40712	2602.2	24.93	-1.95	22.98	198.61	2
41440	2675	41557	2686.7	24.65	-1.95	22.70	186.21	2

CHANNEL BANDWIDTH: 20M+5M 256QAM

Channel	Frequency (MHz)	Channel	Frequency (MHz)	Conducted Power (dBm)	Gain (dB)	EIRP (dBm)	EIRP (mW)	Limit (W)
39750	2506	39867	2517.7	22.32	-1.95	20.37	108.89	2
40595	2590.5	40712	2602.2	22.31	-1.95	20.36	108.64	2
41440	2675	41557	2686.7	22.26	-1.95	20.31	107.40	2

CHANNEL BANDWIDTH: 10M+15M QPSK

Channel	Frequency (MHz)	Channel	Frequency (MHz)	Conducted Power (dBm)	Gain (dB)	EIRP (dBm)	EIRP (mW)	Limit (W)
39703	2501.3	39823	2513.3	26.09	-1.95	24.14	259.42	2
40549	2585.9	40669	2597.9	26.18	-1.95	24.23	264.85	2
41395	2670.5	41515	2682.5	26.11	-1.95	24.16	260.62	2

CHANNEL BANDWIDTH: 10M+15M 16QAM

Channel	Frequency (MHz)	Channel	Frequency (MHz)	Conducted Power (dBm)	Gain (dB)	EIRP (dBm)	EIRP (mW)	Limit (W)
39703	2501.3	39823	2513.3	25.60	-1.95	23.65	231.74	2
40549	2585.9	40669	2597.9	25.64	-1.95	23.69	233.88	2
41395	2670.5	41515	2682.5	25.43	-1.95	23.48	222.84	2

CHANNEL BANDWIDTH: 10M+15M 64QAM

Channel	Frequency (MHz)	Channel	Frequency (MHz)	Conducted Power (dBm)	Gain (dB)	EIRP (dBm)	EIRP (mW)	Limit (W)
39703	2501.3	39823	2513.3	24.89	-1.95	22.94	196.79	2
40549	2585.9	40669	2597.9	24.88	-1.95	22.93	196.34	2
41395	2670.5	41515	2682.5	24.64	-1.95	22.69	185.78	2

CHANNEL BANDWIDTH:10M+15M 256QAM

Channel	Frequency (MHz)	Channel	Frequency (MHz)	Conducted Power (dBm)	Gain (dB)	EIRP (dBm)	EIRP (mW)	Limit (W)
39703	2501.3	39823	2513.3	22.30	-1.95	20.35	108.39	2
40549	2585.9	40669	2597.9	22.30	-1.95	20.35	108.39	2
41395	2670.5	41515	2682.5	22.13	-1.95	20.18	104.23	2

CHANNEL BANDWIDTH: 15M+10M QPSK

Channel	Frequency (MHz)	Channel	Frequency (MHz)	Conducted Power (dBm)	Gain (dB)	EIRP (dBm)	EIRP (mW)	Limit (W)
39725	2503.5	39845	2515.5	25.83	-1.95	23.88	244.34	2
40571	2588.1	40691	2600.1	25.76	-1.95	23.81	240.44	2
41417	2672.7	41537	2684.7	26.08	-1.95	24.13	258.82	2

CHANNEL BANDWIDTH: 15M+10M 16QAM

Channel	Frequency (MHz)	Channel	Frequency (MHz)	Conducted Power (dBm)	Gain (dB)	EIRP (dBm)	EIRP (mW)	Limit (W)
39725	2503.5	39845	2515.5	25.54	-1.95	23.59	228.56	2
40571	2588.1	40691	2600.1	25.64	-1.95	23.69	233.88	2
41417	2672.7	41537	2684.7	25.46	-1.95	23.51	224.39	2

CHANNEL BANDWIDTH: 15M+10M 64QAM

Channel	Frequency (MHz)	Channel	Frequency (MHz)	Conducted Power (dBm)	Gain (dB)	EIRP (dBm)	EIRP (mW)	Limit (W)
39725	2503.5	39845	2515.5	24.77	-1.95	22.82	191.43	2
40571	2588.1	40691	2600.1	24.91	-1.95	22.96	197.70	2
41417	2672.7	41537	2684.7	24.66	-1.95	22.71	186.64	2

CHANNEL BANDWIDTH: 15M+10M 256QAM

Channel	Frequency (MHz)	Channel	Frequency (MHz)	Conducted Power (dBm)	Gain (dB)	EIRP (dBm)	EIRP (mW)	Limit (W)
39725	2503.5	39845	2515.5	22.32	-1.95	20.37	108.89	2
40571	2588.1	40691	2600.1	22.28	-1.95	20.33	107.89	2
41417	2672.7	41537	2684.7	22.19	-1.95	20.24	105.68	2

CHANNEL BANDWIDTH: 15M+15M QPSK

Channel	Frequency (MHz)	Channel	Frequency (MHz)	Conducted Power (dBm)	Gain (dB)	EIRP (dBm)	EIRP (mW)	Limit (W)
39725	2496	39875	2511	26.05	-1.95	24.10	257.04	2
40545	2585.5	40695	2600.5	25.89	-1.95	23.94	247.74	2
41365	2667.5	41515	2682.5	26.02	-1.95	24.07	255.27	2

CHANNEL BANDWIDTH: 15M+15M 16QAM

Channel	Frequency (MHz)	Channel	Frequency (MHz)	Conducted Power (dBm)	Gain (dB)	EIRP (dBm)	EIRP (mW)	Limit (W)
39725	2496	39875	2511	25.61	-1.95	23.66	232.27	2
40545	2585.5	40695	2600.5	25.67	-1.95	23.72	235.50	2
41365	2667.5	41515	2682.5	25.34	-1.95	23.39	218.27	2

CHANNEL BANDWIDTH: 15M+15M 64QAM

Channel	Frequency (MHz)	Channel	Frequency (MHz)	Conducted Power (dBm)	Gain (dB)	EIRP (dBm)	EIRP (mW)	Limit (W)
39725	2496	39875	2511	24.84	-1.95	22.89	194.54	2
40545	2585.5	40695	2600.5	24.87	-1.95	22.92	195.88	2
41365	2667.5	41515	2682.5	24.64	-1.95	22.69	185.78	2

CHANNEL BANDWIDTH: 15M+15M 256QAM

Channel	Frequency (MHz)	Channel	Frequency (MHz)	Conducted Power (dBm)	Gain (dB)	EIRP (dBm)	EIRP (mW)	Limit (W)
39725	2496	39875	2511	22.32	-1.95	20.37	108.89	2
40545	2585.5	40695	2600.5	22.29	-1.95	20.34	108.14	2
41365	2667.5	41515	2682.5	22.15	-1.95	20.20	104.71	2

CHANNEL BANDWIDTH: 10M+20M QPSK

Channel	Frequency (MHz)	Channel	Frequency (MHz)	Conducted Power (dBm)	Gain (dB)	EIRP (dBm)	EIRP (mW)	Limit (W)
39705	2501.5	39849	2515.9	25.72	-1.95	23.77	238.23	2
40526	2583.6	40670	2598	25.98	-1.95	24.03	252.93	2
41346	2665.6	41490	2680	26.07	-1.95	24.12	258.23	2

CHANNEL BANDWIDTH: 10M+20M 16QAM

Channel	Frequency (MHz)	Channel	Frequency (MHz)	Conducted Power (dBm)	Gain (dB)	EIRP (dBm)	EIRP (mW)	Limit (W)
39705	2501.5	39849	2515.9	25.70	-1.95	23.75	237.14	2
40526	2583.6	40670	2598	25.66	-1.95	23.71	234.96	2
41346	2665.6	41490	2680	25.29	-1.95	23.34	215.77	2

CHANNEL BANDWIDTH: 10M+20M 64QAM

Channel	Frequency (MHz)	Channel	Frequency (MHz)	Conducted Power (dBm)	Gain (dB)	EIRP (dBm)	EIRP (mW)	Limit (W)
39705	2501.5	39849	2515.9	24.91	-1.95	22.96	197.70	2
40526	2583.6	40670	2598	24.97	-1.95	23.02	200.45	2
41346	2665.6	41490	2680	24.66	-1.95	22.71	186.64	2

CHANNEL BANDWIDTH: 10M+20M 256QAM

Channel	Frequency (MHz)	Channel	Frequency (MHz)	Conducted Power (dBm)	Gain (dB)	EIRP (dBm)	EIRP (mW)	Limit (W)
39705	2501.5	39849	2515.9	22.29	-1.95	20.34	108.14	2
40526	2583.6	40670	2598	22.31	-1.95	20.36	108.64	2
41346	2665.6	41490	2680	22.09	-1.95	20.14	103.28	2

CHANNEL BANDWIDTH: 15M+20M QPSK

Channel	Frequency (MHz)	Channel	Frequency (MHz)	Conducted Power (dBm)	Gain (dB)	EIRP (dBm)	EIRP (mW)	Limit (W)
39728	2503.8	39899	2520.9	26.08	-1.95	24.13	258.82	2
40523	2583.3	40694	2600.4	25.89	-1.95	23.94	247.74	2
41319	2662.9	41490	2680	25.98	-1.95	24.03	252.93	2

CHANNEL BANDWIDTH: 15M+20M 16QAM

Channel	Frequency (MHz)	Channel	Frequency (MHz)	Conducted Power (dBm)	Gain (dB)	EIRP (dBm)	EIRP (mW)	Limit (W)
39728	2503.8	39899	2520.9	25.50	-1.95	23.55	226.46	2
40523	2583.3	40694	2600.4	25.61	-1.95	23.66	232.27	2
41319	2662.9	41490	2680	25.34	-1.95	23.39	218.27	2

CHANNEL BANDWIDTH: 15M+20M 64QAM

Channel	Frequency (MHz)	Channel	Frequency (MHz)	Conducted Power (dBm)	Gain (dB)	EIRP (dBm)	EIRP (mW)	Limit (W)
39728	2503.8	39899	2520.9	24.77	-1.95	22.82	191.43	2
40523	2583.3	40694	2600.4	24.91	-1.95	22.96	197.70	2
41319	2662.9	41490	2680	24.59	-1.95	22.64	183.65	2

CHANNEL BANDWIDTH: 15M+20M 256QAM

Channel	Frequency (MHz)	Channel	Frequency (MHz)	Conducted Power (dBm)	Gain (dB)	EIRP (dBm)	EIRP (mW)	Limit (W)
39728	2503.8	39899	2520.9	22.29	-1.95	20.34	108.14	2
40523	2583.3	40694	2600.4	22.31	-1.95	20.36	108.64	2
41319	2662.9	41490	2680	22.13	-1.95	20.18	104.23	2

CHANNEL BANDWIDTH: 20M+15M QPSK

Channel	Frequency (MHz)	Channel	Frequency (MHz)	Conducted Power (dBm)	Gain (dB)	EIRP (dBm)	EIRP (mW)	Limit (W)
39750	2506	39921	2523.1	25.56	-1.95	23.61	229.61	2
40546	2585.6	40717	2602.7	26.05	-1.95	24.10	257.04	2
41341	2665.1	41512	2682.2	25.99	-1.95	24.04	253.51	2

CHANNEL BANDWIDTH: 20M+15M 16QAM

Channel	Frequency (MHz)	Channel	Frequency (MHz)	Conducted Power (dBm)	Gain (dB)	EIRP (dBm)	EIRP (mW)	Limit (W)
39750	2506	39921	2523.1	25.59	-1.95	23.64	231.21	2
40546	2585.6	40717	2602.7	25.63	-1.95	23.68	233.35	2
41341	2665.1	41512	2682.2	25.37	-1.95	23.42	219.79	2

CHANNEL BANDWIDTH: 20M+15M 64QAM

Channel	Frequency (MHz)	Channel	Frequency (MHz)	Conducted Power (dBm)	Gain (dB)	EIRP (dBm)	EIRP (mW)	Limit (W)
39750	2506	39921	2523.1	24.90	-1.95	22.95	197.24	2
40546	2585.6	40717	2602.7	24.96	-1.95	23.01	199.99	2
41341	2665.1	41512	2682.2	24.63	-1.95	22.68	185.35	2

CHANNEL BANDWIDTH: 20M+15M 256QAM

Channel	Frequency (MHz)	Channel	Frequency (MHz)	Conducted Power (dBm)	Gain (dB)	EIRP (dBm)	EIRP (mW)	Limit (W)
39750	2506	39921	2523.1	22.30	-1.95	20.35	108.39	2
40546	2585.6	40717	2602.7	22.30	-1.95	20.35	108.39	2
41341	2665.1	41512	2682.2	22.15	-1.95	20.20	104.71	2

CHANNEL BANDWIDTH: 20M+20M QPSK

Channel	Frequency (MHz)	Channel	Frequency (MHz)	Conducted Power (dBm)	Gain (dB)	EIRP (dBm)	EIRP (mW)	Limit (W)
39750	2506	39948	2525.8	25.98	-1.95	24.03	252.93	2
40521	2583.1	40719	2602.9	25.98	-1.95	24.03	252.93	2
41292	2660.2	41490	2680	25.95	-1.95	24.00	251.19	2

CHANNEL BANDWIDTH: 20M+20M 16QAM

Channel	Frequency (MHz)	Channel	Frequency (MHz)	Conducted Power (dBm)	Gain (dB)	EIRP (dBm)	EIRP (mW)	Limit (W)
39750	2506	39948	2525.8	25.58	-1.95	23.63	230.67	2
40521	2583.1	40719	2602.9	25.67	-1.95	23.72	235.50	2
41292	2660.2	41490	2680	25.29	-1.95	23.34	215.77	2

CHANNEL BANDWIDTH: 20M+20M 64QAM

Channel	Frequency (MHz)	Channel	Frequency (MHz)	Conducted Power (dBm)	Gain (dB)	EIRP (dBm)	EIRP (mW)	Limit (W)
39750	2506	39948	2525.8	24.83	-1.95	22.88	194.09	2
40521	2583.1	40719	2602.9	24.90	-1.95	22.95	197.24	2
41292	2660.2	41490	2680	24.55	-1.95	22.60	181.97	2

CHANNEL BANDWIDTH: 20M+20M 256QAM

Channel	Frequency (MHz)	Channel	Frequency (MHz)	Conducted Power (dBm)	Gain (dB)	EIRP (dBm)	EIRP (mW)	Limit (W)
39750	2506	39948	2525.8	22.33	-1.95	20.38	109.14	2
40521	2583.1	40719	2602.9	22.31	-1.95	20.36	108.64	2
41292	2660.2	41490	2680	22.14	-1.95	20.19	104.47	2

LTE BAND CA_42C

CHANNEL BANDWIDTH: 5M+20M QPSK

Channel	Frequency (MHz)	Channel	Frequency (MHz)	Conducted Power (dBm)	Gain (dB)	EIRP (dBm)	EIRP (mW)	Limit (W)
42123	3453.3	42240	3465.0	24.73	-2.38	22.35	171.79	1
42498	3490.8	42615	3502.5	22.03	-2.38	19.65	92.26	1
42873	3528.3	42990	3540.0	24.66	-2.38	22.28	169.04	1

CHANNEL BANDWIDTH: 5M+20M 16QAM

Channel	Frequency (MHz)	Channel	Frequency (MHz)	Conducted Power (dBm)	Gain (dB)	EIRP (dBm)	EIRP (mW)	Limit (W)
42123	3453.3	42240	3465.0	24.03	-2.38	21.65	146.22	1
42498	3490.8	42615	3502.5	24.02	-2.38	21.64	145.88	1
42873	3528.3	42990	3540.0	23.99	-2.38	21.61	144.88	1

CHANNEL BANDWIDTH: 5M+20M 64QAM

Channel	Frequency (MHz)	Channel	Frequency (MHz)	Conducted Power (dBm)	Gain (dB)	EIRP (dBm)	EIRP (mW)	Limit (W)
42123	3453.3	42240	3465.0	23.24	-2.38	20.86	121.90	1
42498	3490.8	42615	3502.5	23.35	-2.38	20.97	125.03	1
42873	3528.3	42990	3540.0	23.19	-2.38	20.81	120.50	1

CHANNEL BANDWIDTH: 5M+20M 256QAM

Channel	Frequency (MHz)	Channel	Frequency (MHz)	Conducted Power (dBm)	Gain (dB)	EIRP (dBm)	EIRP (mW)	Limit (W)
42123	3453.3	42240	3465.0	20.38	-2.38	18.00	63.10	1
42498	3490.8	42615	3502.5	20.25	-2.38	17.87	61.24	1
42873	3528.3	42990	3540.0	20.42	-2.38	18.04	63.68	1

CHANNEL BANDWIDTH: 20M+5M QPSK

Channel	Frequency (MHz)	Channel	Frequency (MHz)	Conducted Power (dBm)	Gain (dB)	EIRP (dBm)	EIRP (mW)	Limit (W)
42190	3460.0	42307	3471.7	24.72	-2.38	22.34	171.40	1
42565	3497.5	42682	3509.2	24.71	-2.38	22.33	171.00	1
42940	3535.0	43057	3546.7	24.70	-2.38	22.32	170.61	1

CHANNEL BANDWIDTH: 20M+5M 16QAM

Channel	Frequency (MHz)	Channel	Frequency (MHz)	Conducted Power (dBm)	Gain (dB)	EIRP (dBm)	EIRP (mW)	Limit (W)
42190	3460.0	42307	3471.7	23.92	-2.38	21.54	142.56	1
42565	3497.5	42682	3509.2	24.10	-2.38	21.72	148.59	1
42940	3535.0	43057	3546.7	23.98	-2.38	21.60	144.54	1

CHANNEL BANDWIDTH: 20M+5M 64QAM

Channel	Frequency (MHz)	Channel	Frequency (MHz)	Conducted Power (dBm)	Gain (dB)	EIRP (dBm)	EIRP (mW)	Limit (W)
42190	3460.0	42307	3471.7	23.23	-2.38	20.85	121.62	1
42565	3497.5	42682	3509.2	23.41	-2.38	21.03	126.77	1
42940	3535.0	43057	3546.7	23.22	-2.38	20.84	121.34	1

CHANNEL BANDWIDTH: 20M+5M 256QAM

Channel	Frequency (MHz)	Channel	Frequency (MHz)	Conducted Power (dBm)	Gain (dB)	EIRP (dBm)	EIRP (mW)	Limit (W)
42190	3460.0	42307	3471.7	20.57	-2.38	18.19	65.92	1
42565	3497.5	42682	3509.2	20.55	-2.38	18.17	65.61	1
42940	3535.0	43057	3546.7	20.63	-2.38	18.25	66.83	1

CHANNEL BANDWIDTH: 10M+20M QPSK

Channel	Frequency (MHz)	Channel	Frequency (MHz)	Conducted Power (dBm)	Gain (dB)	EIRP (dBm)	EIRP (mW)	Limit (W)
42145	3455.5	42289	3469.9	24.75	-2.38	22.37	172.58	1
42496	3490.6	42640	3505.0	24.63	-2.38	22.25	167.88	1
42846	3525.6	42990	3540.0	24.70	-2.38	22.32	170.61	1

CHANNEL BANDWIDTH: 10M+20M 16QAM

Channel	Frequency (MHz)	Channel	Frequency (MHz)	Conducted Power (dBm)	Gain (dB)	EIRP (dBm)	EIRP (mW)	Limit (W)
42145	3455.5	42289	3469.9	24.09	-2.38	21.71	148.25	1
42496	3490.6	42640	3505.0	23.88	-2.38	21.50	141.25	1
42846	3525.6	42990	3540.0	24.03	-2.38	21.65	146.22	1

CHANNEL BANDWIDTH: 10M+20M 64QAM

Channel	Frequency (MHz)	Channel	Frequency (MHz)	Conducted Power (dBm)	Gain (dB)	EIRP (dBm)	EIRP (mW)	Limit (W)
42145	3455.5	42289	3469.9	23.33	-2.38	20.95	124.45	1
42496	3490.6	42640	3505.0	23.19	-2.38	20.81	120.50	1
42846	3525.6	42990	3540.0	23.19	-2.38	20.81	120.50	1

CHANNEL BANDWIDTH: 10M+20M 256QAM

Channel	Frequency (MHz)	Channel	Frequency (MHz)	Conducted Power (dBm)	Gain (dB)	EIRP (dBm)	EIRP (mW)	Limit (W)
42145	3455.5	42289	3469.9	20.61	-2.38	18.23	66.53	1
42496	3490.6	42640	3505.0	20.54	-2.38	18.16	65.46	1
42846	3525.6	42990	3540.0	20.65	-2.38	18.27	67.14	1

CHANNEL BANDWIDTH: 20M+10M QPSK

Channel	Frequency (MHz)	Channel	Frequency (MHz)	Conducted Power (dBm)	Gain (dB)	EIRP (dBm)	EIRP (mW)	Limit (W)
42190	3460.0	42334	3474.4	24.81	-2.38	22.43	174.98	1
42541	3495.1	42685	3509.5	23.52	-2.38	21.14	130.02	1
42891	3530.1	43035	3544.5	24.73	-2.38	22.35	171.79	1

CHANNEL BANDWIDTH: 20M+10M 16QAM

Channel	Frequency (MHz)	Channel	Frequency (MHz)	Conducted Power (dBm)	Gain (dB)	EIRP (dBm)	EIRP (mW)	Limit (W)
42190	3460.0	42334	3474.4	24.20	-2.38	21.82	152.05	1
42541	3495.1	42685	3509.5	24.04	-2.38	21.66	146.55	1
42891	3530.1	43035	3544.5	23.99	-2.38	21.61	144.88	1

CHANNEL BANDWIDTH: 20M+10M 64QAM

Channel	Frequency (MHz)	Channel	Frequency (MHz)	Conducted Power (dBm)	Gain (dB)	EIRP (dBm)	EIRP (mW)	Limit (W)
42190	3460.0	42334	3474.4	23.42	-2.38	21.04	127.06	1
42541	3495.1	42685	3509.5	23.31	-2.38	20.93	123.88	1
42891	3530.1	43035	3544.5	23.23	-2.38	20.85	121.62	1

CHANNEL BANDWIDTH: 20M+10M 256QAM

Channel	Frequency (MHz)	Channel	Frequency (MHz)	Conducted Power (dBm)	Gain (dB)	EIRP (dBm)	EIRP (mW)	Limit (W)
42190	3460.0	42334	3474.4	20.52	-2.38	18.14	65.16	1
42541	3495.1	42685	3509.5	20.57	-2.38	18.19	65.92	1
42891	3530.1	43035	3544.5	20.65	-2.38	18.27	67.14	1

CHANNEL BANDWIDTH: 15M+20M QPSK

Channel	Frequency (MHz)	Channel	Frequency (MHz)	Conducted Power (dBm)	Gain (dB)	EIRP (dBm)	EIRP (mW)	Limit (W)
42168	3457.8	42339	3474.9	24.68	-2.38	22.30	169.82	1
42493	3490.3	42664	3507.4	24.54	-2.38	22.16	164.44	1
42819	3522.9	42990	3540.0	24.65	-2.38	22.27	168.66	1

CHANNEL BANDWIDTH: 15M+20M 16QAM

Channel	Frequency (MHz)	Channel	Frequency (MHz)	Conducted Power (dBm)	Gain (dB)	EIRP (dBm)	EIRP (mW)	Limit (W)
42168	3457.8	42339	3474.9	23.93	-2.38	21.55	142.89	1
42493	3490.3	42664	3507.4	23.87	-2.38	21.49	140.93	1
42819	3522.9	42990	3540.0	23.94	-2.38	21.56	143.22	1

CHANNEL BANDWIDTH: 15M+20M 64QAM

Channel	Frequency (MHz)	Channel	Frequency (MHz)	Conducted Power (dBm)	Gain (dB)	EIRP (dBm)	EIRP (mW)	Limit (W)
42168	3457.8	42339	3474.9	23.21	-2.38	20.83	121.06	1
42493	3490.3	42664	3507.4	23.12	-2.38	20.74	118.58	1
42819	3522.9	42990	3540.0	23.25	-2.38	20.87	122.18	1

CHANNEL BANDWIDTH: 15M+20M 256QAM

Channel	Frequency (MHz)	Channel	Frequency (MHz)	Conducted Power (dBm)	Gain (dB)	EIRP (dBm)	EIRP (mW)	Limit (W)
42168	3457.8	42339	3474.9	20.60	-2.38	18.22	66.37	1
42493	3490.3	42664	3507.4	20.59	-2.38	18.21	66.22	1
42819	3522.9	42990	3540.0	20.66	-2.38	18.28	67.30	1

CHANNEL BANDWIDTH: 20M+15M QPSK

Channel	Frequency (MHz)	Channel	Frequency (MHz)	Conducted Power (dBm)	Gain (dB)	EIRP (dBm)	EIRP (mW)	Limit (W)
42190	3460.0	42361	3477.1	24.75	-2.38	22.37	172.58	1
42516	3492.6	42687	3509.7	24.61	-2.38	22.23	167.11	1
42841	3525.1	43012	3542.2	24.67	-2.38	22.29	169.43	1

CHANNEL BANDWIDTH: 20M+15M 16QAM

Channel	Frequency (MHz)	Channel	Frequency (MHz)	Conducted Power (dBm)	Gain (dB)	EIRP (dBm)	EIRP (mW)	Limit (W)
42190	3460.0	42361	3477.1	24.01	-2.38	21.63	145.55	1
42516	3492.6	42687	3509.7	23.88	-2.38	21.50	141.25	1
42841	3525.1	43012	3542.2	23.96	-2.38	21.58	143.88	1

CHANNEL BANDWIDTH: 20M+15M 64QAM

Channel	Frequency (MHz)	Channel	Frequency (MHz)	Conducted Power (dBm)	Gain (dB)	EIRP (dBm)	EIRP (mW)	Limit (W)
42190	3460.0	42361	3477.1	23.30	-2.38	20.92	123.59	1
42516	3492.6	42687	3509.7	23.21	-2.38	20.83	121.06	1
42841	3525.1	43012	3542.2	23.16	-2.38	20.78	119.67	1

CHANNEL BANDWIDTH: 20M+15M 256QAM

Channel	Frequency (MHz)	Channel	Frequency (MHz)	Conducted Power (dBm)	Gain (dB)	EIRP (dBm)	EIRP (mW)	Limit (W)
42190	3460.0	42361	3477.1	20.63	-2.38	18.25	66.83	1
42516	3492.6	42687	3509.7	20.60	-2.38	18.22	66.37	1
42841	3525.1	43012	3542.2	20.68	-2.38	18.30	67.61	1

CHANNEL BANDWIDTH: 20M+20M QPSK

Channel	Frequency (MHz)	Channel	Frequency (MHz)	Conducted Power (dBm)	Gain (dB)	EIRP (dBm)	EIRP (mW)	Limit (W)
42190	3460.0	42388	3479.8	24.83	-2.38	22.45	175.79	1
42491	3490.1	42689	3509.9	24.63	-2.38	22.25	167.88	1
42792	3520.2	42990	3540.0	24.68	-2.38	22.30	169.82	1

CHANNEL BANDWIDTH: 20M+20M 16QAM

Channel	Frequency (MHz)	Channel	Frequency (MHz)	Conducted Power (dBm)	Gain (dB)	EIRP (dBm)	EIRP (mW)	Limit (W)
42190	3460.0	42388	3479.8	24.18	-2.38	21.80	151.36	1
42491	3490.1	42689	3509.9	23.82	-2.38	21.44	139.32	1
42792	3520.2	42990	3540.0	24.11	-2.38	21.73	148.94	1

CHANNEL BANDWIDTH: 20M+20M 64QAM

Channel	Frequency (MHz)	Channel	Frequency (MHz)	Conducted Power (dBm)	Gain (dB)	EIRP (dBm)	EIRP (mW)	Limit (W)
42190	3460.0	42388	3479.8	23.44	-2.38	21.06	127.64	1
42491	3490.1	42689	3509.9	23.14	-2.38	20.76	119.12	1
42792	3520.2	42990	3540.0	23.35	-2.38	20.97	125.03	1

CHANNEL BANDWIDTH: 20M+20M 256QAM

Channel	Frequency (MHz)	Channel	Frequency (MHz)	Conducted Power (dBm)	Gain (dB)	EIRP (dBm)	EIRP (mW)	Limit (W)
42190	3460.0	42388	3479.8	20.64	-2.38	18.26	66.99	1
42491	3490.1	42689	3509.9	20.58	-2.38	18.20	66.07	1
42792	3520.2	42990	3540.0	20.60	-2.38	18.22	66.37	1

LTE Band CA 43C

CHANNEL BANDWIDTH: 5M+20M QPSK

Channel	Frequency (MHz)	Channel	Frequency (MHz)	Conducted Power (dBm)	Gain (dB)	EIRP (dBm)	EIRP (mW)	Limit (W)
44623	3703.3	44740	3715	24.75	-2.38	22.37	172.58	1
44998	3740.8	45115	3752.5	21.93	-2.38	19.55	90.16	1
45373	3778.3	45490	3790	24.00	-2.38	21.62	145.21	1

CHANNEL BANDWIDTH: 5M+20M 16QAM

Channel	Frequency (MHz)	Channel	Frequency (MHz)	Conducted Power (dBm)	Gain (dB)	EIRP (dBm)	EIRP (mW)	Limit (W)
44623	3703.3	44740	3715	24.09	-2.38	21.71	148.25	1
44998	3740.8	45115	3752.5	23.92	-2.38	21.54	142.56	1
45373	3778.3	45490	3790	23.31	-2.38	20.93	123.88	1

CHANNEL BANDWIDTH: 5M+20M 64QAM

Channel	Frequency (MHz)	Channel	Frequency (MHz)	Conducted Power (dBm)	Gain (dB)	EIRP (dBm)	EIRP (mW)	Limit (W)
44623	3703.3	44740	3715	23.37	-2.38	20.99	125.60	1
44998	3740.8	45115	3752.5	23.24	-2.38	20.86	121.90	1
45373	3778.3	45490	3790	22.58	-2.38	20.20	104.71	1

CHANNEL BANDWIDTH: 5M+20M 256QAM

Channel	Frequency (MHz)	Channel	Frequency (MHz)	Conducted Power (dBm)	Gain (dB)	EIRP (dBm)	EIRP (mW)	Limit (W)
44623	3703.3	44740	3715	20.43	-2.38	18.05	63.83	1
44998	3740.8	45115	3752.5	20.21	-2.38	17.83	60.67	1
45373	3778.3	45490	3790	19.79	-2.38	17.41	55.08	1

CHANNEL BANDWIDTH: 20M+5M QPSK

Channel	Frequency (MHz)	Channel	Frequency (MHz)	Conducted Power (dBm)	Gain (dB)	EIRP (dBm)	EIRP (mW)	Limit (W)
44690	3710	44807	3721.7	24.73	-2.38	22.35	171.79	1
45065	3747.5	45182	3759.2	24.44	-2.38	22.06	160.69	1
45440	3785	45557	3796.7	24.00	-2.38	21.62	145.21	1

CHANNEL BANDWIDTH: 20M+5M 16QAM

Channel	Frequency (MHz)	Channel	Frequency (MHz)	Conducted Power (dBm)	Gain (dB)	EIRP (dBm)	EIRP (mW)	Limit (W)
44690	3710	44807	3721.7	24.07	-2.38	21.69	147.57	1
45065	3747.5	45182	3759.2	23.80	-2.38	21.42	138.68	1
45440	3785	45557	3796.7	23.30	-2.38	20.92	123.59	1

CHANNEL BANDWIDTH: 20M+5M 64QAM

Channel	Frequency (MHz)	Channel	Frequency (MHz)	Conducted Power (dBm)	Gain (dB)	EIRP (dBm)	EIRP (mW)	Limit (W)
44690	3710	44807	3721.7	23.27	-2.38	20.89	122.74	1
45065	3747.5	45182	3759.2	23.01	-2.38	20.63	115.61	1
45440	3785	45557	3796.7	22.55	-2.38	20.17	103.99	1

CHANNEL BANDWIDTH: 20M+5M 256QAM

Channel	Frequency (MHz)	Channel	Frequency (MHz)	Conducted Power (dBm)	Gain (dB)	EIRP (dBm)	EIRP (mW)	Limit (W)
44690	3710	44807	3721.7	20.75	-2.38	18.37	68.71	1
45065	3747.5	45182	3759.2	20.29	-2.38	17.91	61.80	1
45440	3785	45557	3796.7	20.13	-2.38	17.75	59.57	1

CHANNEL BANDWIDTH: 10M+20M QPSK

Channel	Frequency (MHz)	Channel	Frequency (MHz)	Conducted Power (dBm)	Gain (dB)	EIRP (dBm)	EIRP (mW)	Limit (W)
44645	3705.5	44789	3719.9	24.75	-2.38	22.37	172.58	1
44996	3740.6	45140	3755	24.49	-2.38	22.11	162.55	1
45346	3775.6	45490	3790	23.07	-2.38	20.69	117.22	1

CHANNEL BANDWIDTH: 10M+20M 16QAM

Channel	Frequency (MHz)	Channel	Frequency (MHz)	Conducted Power (dBm)	Gain (dB)	EIRP (dBm)	EIRP (mW)	Limit (W)
44645	3705.5	44789	3719.9	24.03	-2.38	21.65	146.22	1
44996	3740.6	45140	3755	23.95	-2.38	21.57	143.55	1
45346	3775.6	45490	3790	23.45	-2.38	21.07	127.94	1

CHANNEL BANDWIDTH: 10M+20M 64QAM

Channel	Frequency (MHz)	Channel	Frequency (MHz)	Conducted Power (dBm)	Gain (dB)	EIRP (dBm)	EIRP (mW)	Limit (W)
44645	3705.5	44789	3719.9	23.30	-2.38	20.92	123.59	1
44996	3740.6	45140	3755	23.22	-2.38	20.84	121.34	1
45346	3775.6	45490	3790	22.73	-2.38	20.35	108.39	1

CHANNEL BANDWIDTH: 10M+20M 256QAM

Channel	Frequency (MHz)	Channel	Frequency (MHz)	Conducted Power (dBm)	Gain (dB)	EIRP (dBm)	EIRP (mW)	Limit (W)
44645	3705.5	44789	3719.9	20.72	-2.38	18.34	68.23	1
44996	3740.6	45140	3755	20.49	-2.38	18.11	64.71	1
45346	3775.6	45490	3790	20.11	-2.38	17.73	59.29	1

CHANNEL BANDWIDTH: 20M+10M QPSK

Channel	Frequency (MHz)	Channel	Frequency (MHz)	Conducted Power (dBm)	Gain (dB)	EIRP (dBm)	EIRP (mW)	Limit (W)
44690	3710	44834	3724.4	24.65	-2.38	22.27	168.66	1
45041	3745.1	45185	3759.5	24.56	-2.38	22.18	165.20	1
45391	3780.1	45535	3794.5	23.95	-2.38	21.57	143.55	1

CHANNEL BANDWIDTH: 20M+10M 16QAM

Channel	Frequency (MHz)	Channel	Frequency (MHz)	Conducted Power (dBm)	Gain (dB)	EIRP (dBm)	EIRP (mW)	Limit (W)
44690	3710	44834	3724.4	24.00	-2.38	21.62	145.21	1
45041	3745.1	45185	3759.5	23.67	-2.38	21.29	134.59	1
45391	3780.1	45535	3794.5	22.89	-2.38	20.51	112.46	1

CHANNEL BANDWIDTH: 20M+10M 64QAM

Channel	Frequency (MHz)	Channel	Frequency (MHz)	Conducted Power (dBm)	Gain (dB)	EIRP (dBm)	EIRP (mW)	Limit (W)
44690	3710	44834	3724.4	23.23	-2.38	20.85	121.62	1
45041	3745.1	45185	3759.5	22.71	-2.38	20.33	107.89	1
45391	3780.1	45535	3794.5	22.05	-2.38	19.67	92.68	1

CHANNEL BANDWIDTH: 20M+10M 256QAM

Channel	Frequency (MHz)	Channel	Frequency (MHz)	Conducted Power (dBm)	Gain (dB)	EIRP (dBm)	EIRP (mW)	Limit (W)
44690	3710	44834	3724.4	20.68	-2.38	18.30	67.61	1
45041	3745.1	45185	3759.5	20.29	-2.38	17.91	61.80	1
45391	3780.1	45535	3794.5	20.19	-2.38	17.81	60.39	1

CHANNEL BANDWIDTH: 15M+20M QPSK

Channel	Frequency (MHz)	Channel	Frequency (MHz)	Conducted Power (dBm)	Gain (dB)	EIRP (dBm)	EIRP (mW)	Limit (W)
44668	3707.8	44839	3724.9	24.66	-2.38	22.28	169.04	1
44993	3740.3	45164	3757.4	24.58	-2.38	22.20	165.96	1
45319	3772.9	45490	3790	23.93	-2.38	21.55	142.89	1

CHANNEL BANDWIDTH: 15M+20M 16QAM

Channel	Frequency (MHz)	Channel	Frequency (MHz)	Conducted Power (dBm)	Gain (dB)	EIRP (dBm)	EIRP (mW)	Limit (W)
44668	3707.8	44839	3724.9	23.68	-2.38	21.30	134.90	1
44993	3740.3	45164	3757.4	23.60	-2.38	21.22	132.43	1
45319	3772.9	45490	3790	22.95	-2.38	20.57	114.02	1

CHANNEL BANDWIDTH: 15M+20M 64QAM

Channel	Frequency (MHz)	Channel	Frequency (MHz)	Conducted Power (dBm)	Gain (dB)	EIRP (dBm)	EIRP (mW)	Limit (W)
44668	3707.8	44839	3724.9	22.84	-2.38	20.46	111.17	1
44993	3740.3	45164	3757.4	22.73	-2.38	20.35	108.39	1
45319	3772.9	45490	3790	22.12	-2.38	19.74	94.19	1

CHANNEL BANDWIDTH: 15M+20M 256QAM

Channel	Frequency (MHz)	Channel	Frequency (MHz)	Conducted Power (dBm)	Gain (dB)	EIRP (dBm)	EIRP (mW)	Limit (W)
44668	3707.8	44839	3724.9	20.71	-2.38	18.33	68.08	1
44993	3740.3	45164	3757.4	20.30	-2.38	17.92	61.94	1
45319	3772.9	45490	3790	20.13	-2.38	17.75	59.57	1

CHANNEL BANDWIDTH: 20M+15M QPSK

Channel	Frequency (MHz)	Channel	Frequency (MHz)	Conducted Power (dBm)	Gain (dB)	EIRP (dBm)	EIRP (mW)	Limit (W)
44690	3710	44861	3727.1	24.70	-2.38	22.32	170.61	1
45016	3742.6	45187	3759.7	24.62	-2.38	22.24	167.49	1
45341	3775.1	45512	3792.2	24.05	-2.38	21.67	146.89	1

CHANNEL BANDWIDTH: 20M+15M 16QAM

Channel	Frequency (MHz)	Channel	Frequency (MHz)	Conducted Power (dBm)	Gain (dB)	EIRP (dBm)	EIRP (mW)	Limit (W)
44690	3710	44861	3727.1	24.00	-2.38	21.62	145.21	1
45016	3742.6	45187	3759.7	23.97	-2.38	21.59	144.21	1
45341	3775.1	45512	3792.2	23.33	-2.38	20.95	124.45	1

CHANNEL BANDWIDTH: 20M+15M 64QAM

Channel	Frequency (MHz)	Channel	Frequency (MHz)	Conducted Power (dBm)	Gain (dB)	EIRP (dBm)	EIRP (mW)	Limit (W)
44690	3710	44861	3727.1	23.26	-2.38	20.88	122.46	1
45016	3742.6	45187	3759.7	23.21	-2.38	20.83	121.06	1
45341	3775.1	45512	3792.2	22.57	-2.38	20.19	104.47	1

CHANNEL BANDWIDTH: 20M+15M 256QAM

Channel	Frequency (MHz)	Channel	Frequency (MHz)	Conducted Power (dBm)	Gain (dB)	EIRP (dBm)	EIRP (mW)	Limit (W)
44690	3710	44861	3727.1	20.83	-2.38	18.45	69.98	1
45016	3742.6	45187	3759.7	20.52	-2.38	18.14	65.16	1
45341	3775.1	45512	3792.2	20.16	-2.38	17.78	59.98	1

CHANNEL BANDWIDTH: 20M+20M QPSK

Channel	Frequency (MHz)	Channel	Frequency (MHz)	Conducted Power (dBm)	Gain (dB)	EIRP (dBm)	EIRP (mW)	Limit (W)
44690	3710	44888	3729.8	24.69	-2.38	22.31	170.22	1
44991	3740.1	45189	3759.9	24.62	-2.38	22.24	167.49	1
45292	3770.2	45490	3790	24.07	-2.38	21.69	147.57	1

CHANNEL BANDWIDTH: 20M+20M 16QAM

Channel	Frequency (MHz)	Channel	Frequency (MHz)	Conducted Power (dBm)	Gain (dB)	EIRP (dBm)	EIRP (mW)	Limit (W)
44690	3710	44888	3729.8	23.95	-2.38	21.57	143.55	1
44991	3740.1	45189	3759.9	23.99	-2.38	21.61	144.88	1
45292	3770.2	45490	3790	23.43	-2.38	21.05	127.35	1

CHANNEL BANDWIDTH: 20M+20M 64QAM

Channel	Frequency (MHz)	Channel	Frequency (MHz)	Conducted Power (dBm)	Gain (dB)	EIRP (dBm)	EIRP (mW)	Limit (W)
44690	3710	44888	3729.8	23.26	-2.38	20.88	122.46	1
44991	3740.1	45189	3759.9	23.27	-2.38	20.89	122.74	1
45292	3770.2	45490	3790	22.70	-2.38	20.32	107.65	1

CHANNEL BANDWIDTH: 20M+20M 256QAM

Channel	Frequency (MHz)	Channel	Frequency (MHz)	Conducted Power (dBm)	Gain (dB)	EIRP (dBm)	EIRP (mW)	Limit (W)
44690	3710	44888	3729.8	20.76	-2.38	18.38	68.87	1
44991	3740.1	45189	3759.9	20.52	-2.38	18.14	65.16	1
45292	3770.2	45490	3790	20.14	-2.38	17.76	59.70	1

LTE BAND CA_66B

CHANNEL BANDWIDTH: 5MHz+5MHz QPSK

Channel	Frequency (MHz)	Channel	Frequency (MHz)	Conducted Power (dBm)	G_T-L_C (dB)	EIRP (dBm)	EIRP (mW)	Limit (W)
131997	1712.5	132045	1717.3	24.36	3.10	27.46	557.19	1
132398	1752.6	132446	1757.4	24.32	3.10	27.42	552.08	1
132599	1772.7	132647	1777.5	24.15	3.10	27.25	530.88	1

CHANNEL BANDWIDTH: 5MHz+5MHz 16QAM

Channel	Frequency (MHz)	Channel	Frequency (MHz)	Conducted Power (dBm)	G_T-L_C (dB)	EIRP (dBm)	EIRP (mW)	Limit (W)
131997	1712.5	132045	1717.3	24.96	3.10	28.06	639.73	1
132398	1752.6	132446	1757.4	24.96	3.10	28.06	639.73	1
132599	1772.7	132647	1777.5	24.79	3.10	27.89	615.18	1

CHANNEL BANDWIDTH: 5MHz+5MHz 64QAM

Channel	Frequency (MHz)	Channel	Frequency (MHz)	Conducted Power (dBm)	G_T-L_C (dB)	EIRP (dBm)	EIRP (mW)	Limit (W)
131997	1712.5	132045	1717.3	24.12	3.10	27.22	527.23	1
132398	1752.6	132446	1757.4	23.93	3.10	27.03	504.66	1
132599	1772.7	132647	1777.5	23.98	3.10	27.08	510.50	1

CHANNEL BANDWIDTH: 5MHz+5MHz 256QAM

Channel	Frequency (MHz)	Channel	Frequency (MHz)	Conducted Power (dBm)	G_T-L_C (dB)	EIRP (dBm)	EIRP (mW)	Limit (W)
131997	1712.5	132045	1717.3	21.03	3.10	24.13	258.82	1
132398	1752.6	132446	1757.4	20.96	3.10	24.06	254.68	1
132599	1772.7	132647	1777.5	21.04	3.10	24.14	259.42	1

CHANNEL BANDWIDTH: 5MHz+10MHz QPSK

Channel	Frequency (MHz)	Channel	Frequency (MHz)	Conducted Power (dBm)	G_T-L_C (dB)	EIRP (dBm)	EIRP (mW)	Limit (W)
132000	1712.8	132072	1720	24.72	3.10	27.82	605.34	1
132375	1750.3	132447	1757.5	24.75	3.10	27.85	609.54	1
132550	1767.8	132622	1775	24.68	3.10	27.78	599.79	1

CHANNEL BANDWIDTH: 5MHz+10MHz 16QAM

Channel	Frequency (MHz)	Channel	Frequency (MHz)	Conducted Power (dBm)	G_T-L_C (dB)	EIRP (dBm)	EIRP (mW)	Limit (W)
132000	1712.8	132072	1720	24.16	3.10	27.26	532.11	1
132375	1750.3	132447	1757.5	24.10	3.10	27.20	524.81	1
132550	1767.8	132622	1775	23.80	3.10	26.90	489.78	1

CHANNEL BANDWIDTH: 5MHz+10MHz 64QAM

Channel	Frequency (MHz)	Channel	Frequency (MHz)	Conducted Power (dBm)	G_T-L_C (dB)	EIRP (dBm)	EIRP (mW)	Limit (W)
132000	1712.8	132072	1720	22.95	3.10	26.05	402.72	1
132375	1750.3	132447	1757.5	22.97	3.10	26.07	404.58	1
132550	1767.8	132622	1775	22.91	3.10	26.01	399.02	1

CHANNEL BANDWIDTH: 5MHz+10MHz 256QAM

Channel	Frequency (MHz)	Channel	Frequency (MHz)	Conducted Power (dBm)	G_T-L_C (dB)	EIRP (dBm)	EIRP (mW)	Limit (W)
132000	1712.8	132072	1720	20.40	3.10	23.50	223.87	1
132375	1750.3	132447	1757.5	20.60	3.10	23.70	234.42	1
132550	1767.8	132622	1775	20.53	3.10	23.63	230.67	1

CHANNEL BANDWIDTH: 5MHz+15MHz QPSK

Channel	Frequency (MHz)	Channel	Frequency (MHz)	Conducted Power (dBm)	G_T-L_C (dB)	EIRP (dBm)	EIRP (mW)	Limit (W)
132002	1713	132095	1722.3	24.31	3.10	27.41	550.81	1
132353	1748.1	132446	1757.4	24.52	3.10	27.62	578.10	1
132504	1763.2	132597	1772.5	24.19	3.10	27.29	535.80	1

CHANNEL BANDWIDTH: 5MHz+15MHz 16QAM

Channel	Frequency (MHz)	Channel	Frequency (MHz)	Conducted Power (dBm)	G_T-L_C (dB)	EIRP (dBm)	EIRP (mW)	Limit (W)
132002	1713	132095	1722.3	24.91	3.10	28.01	632.41	1
132353	1748.1	132446	1757.4	24.96	3.10	28.06	639.73	1
132504	1763.2	132597	1772.5	24.76	3.10	27.86	610.94	1

CHANNEL BANDWIDTH: 5MHz+15MHz 64QAM

Channel	Frequency (MHz)	Channel	Frequency (MHz)	Conducted Power (dBm)	G_T-L_C (dB)	EIRP (dBm)	EIRP (mW)	Limit (W)
132002	1713	132095	1722.3	24.10	3.10	27.20	524.81	1
132353	1748.1	132446	1757.4	24.07	3.10	27.17	521.19	1
132504	1763.2	132597	1772.5	24.01	3.10	27.11	514.04	1

CHANNEL BANDWIDTH: 5MHz+15MHz 256QAM

Channel	Frequency (MHz)	Channel	Frequency (MHz)	Conducted Power (dBm)	G_T-L_C (dB)	EIRP (dBm)	EIRP (mW)	Limit (W)
132002	1713	132095	1722.3	20.93	3.10	24.03	252.93	1
132353	1748.1	132446	1757.4	21.51	3.10	24.61	289.07	1
132504	1763.2	132597	1772.5	21.03	3.10	24.13	258.82	1

CHANNEL BANDWIDTH: 10MHz+5MHz QPSK

Channel	Frequency (MHz)	Channel	Frequency (MHz)	Conducted Power (dBm)	G_T-L_C (dB)	EIRP (dBm)	EIRP (mW)	Limit (W)
132022	1715	132094	1722.2	24.13	3.10	27.23	528.45	1
132397	1752.5	132469	1759.7	24.33	3.10	27.43	553.35	1
132572	1770	132644	1777.2	24.52	3.10	27.62	578.10	1

CHANNEL BANDWIDTH: 10MHz+5MHz 16QAM

Channel	Frequency (MHz)	Channel	Frequency (MHz)	Conducted Power (dBm)	G_T-L_C (dB)	EIRP (dBm)	EIRP (mW)	Limit (W)
132022	1715	132094	1722.2	24.86	3.10	27.96	625.17	1
132397	1752.5	132469	1759.7	24.88	3.10	27.98	628.06	1
132572	1770	132644	1777.2	24.90	3.10	28.00	630.96	1

CHANNEL BANDWIDTH: 10MHz+5MHz 64QAM

Channel	Frequency (MHz)	Channel	Frequency (MHz)	Conducted Power (dBm)	G_T-L_C (dB)	EIRP (dBm)	EIRP (mW)	Limit (W)
132022	1715	132094	1722.2	23.91	3.10	27.01	502.34	1
132397	1752.5	132469	1759.7	23.91	3.10	27.01	502.34	1
132572	1770	132644	1777.2	23.82	3.10	26.92	492.04	1

CHANNEL BANDWIDTH: 10MHz+5MHz 256QAM

Channel	Frequency (MHz)	Channel	Frequency (MHz)	Conducted Power (dBm)	G_T-L_C (dB)	EIRP (dBm)	EIRP (mW)	Limit (W)
132022	1715	132094	1722.2	21.01	3.10	24.11	257.63	1
132397	1752.5	132469	1759.7	21.12	3.10	24.22	264.24	1
132572	1770	132644	1777.2	21.17	3.10	24.27	267.30	1

CHANNEL BANDWIDTH: 15MHz+5MHz QPSK

Channel	Frequency (MHz)	Channel	Frequency (MHz)	Conducted Power (dBm)	G_T-L_C (dB)	EIRP (dBm)	EIRP (mW)	Limit (W)
132047	1717.5	132140	1726.8	24.56	3.10	27.66	583.45	1
132398	1752.6	132491	1761.9	24.58	3.10	27.68	586.14	1
132549	1767.7	132642	1777	24.31	3.10	27.41	550.81	1

CHANNEL BANDWIDTH: 15MHz+5MHz 16QAM

Channel	Frequency (MHz)	Channel	Frequency (MHz)	Conducted Power (dBm)	G_T-L_C (dB)	EIRP (dBm)	EIRP (mW)	Limit (W)
132047	1717.5	132140	1726.8	24.13	3.10	27.23	528.45	1
132398	1752.6	132491	1761.9	24.44	3.10	27.54	567.54	1
132549	1767.7	132642	1777	24.15	3.10	27.25	530.88	1

CHANNEL BANDWIDTH: 15MHz+5MHz 64QAM

Channel	Frequency (MHz)	Channel	Frequency (MHz)	Conducted Power (dBm)	G_T-L_C (dB)	EIRP (dBm)	EIRP (mW)	Limit (W)
132047	1717.5	132140	1726.8	23.41	3.10	26.51	447.71	1
132398	1752.6	132491	1761.9	23.39	3.10	26.49	445.66	1
132549	1767.7	132642	1777	23.29	3.10	26.39	435.51	1

CHANNEL BANDWIDTH: 15MHz+5MHz 256QAM

Channel	Frequency (MHz)	Channel	Frequency (MHz)	Conducted Power (dBm)	G_T-L_C (dB)	EIRP (dBm)	EIRP (mW)	Limit (W)
132047	1717.5	132140	1726.8	20.38	3.10	23.48	222.84	1
132398	1752.6	132491	1761.9	20.72	3.10	23.82	240.99	1
132549	1767.7	132642	1777	20.74	3.10	23.84	242.10	1

CHANNEL BANDWIDTH: 10MHz+10MHz QPSK

Channel	Frequency (MHz)	Channel	Frequency (MHz)	Conducted Power (dBm)	G_T-L_C (dB)	EIRP (dBm)	EIRP (mW)	Limit (W)
132022	1715	132121	1724.9	24.52	3.10	27.62	578.10	1
132373	1750.1	132472	1760	24.36	3.10	27.46	557.19	1
132523	1765.1	132622	1775	24.52	3.10	27.62	578.10	1

CHANNEL BANDWIDTH: 10MHz+10MHz 16QAM

Channel	Frequency (MHz)	Channel	Frequency (MHz)	Conducted Power (dBm)	G_T-L_C (dB)	EIRP (dBm)	EIRP (mW)	Limit (W)
132022	1715	132121	1724.9	24.82	3.10	27.92	619.44	1
132373	1750.1	132472	1760	24.95	3.10	28.05	638.26	1
132523	1765.1	132622	1775	24.83	3.10	27.93	620.87	1

CHANNEL BANDWIDTH: 10MHz+10MHz 64QAM

Channel	Frequency (MHz)	Channel	Frequency (MHz)	Conducted Power (dBm)	G_T-L_C (dB)	EIRP (dBm)	EIRP (mW)	Limit (W)
132022	1715	132121	1724.9	24.12	3.10	27.22	527.23	1
132373	1750.1	132472	1760	24.15	3.10	27.25	530.88	1
132523	1765.1	132622	1775	23.86	3.10	26.96	496.59	1

CHANNEL BANDWIDTH: 10MHz+10MHz 256QAM

Channel	Frequency (MHz)	Channel	Frequency (MHz)	Conducted Power (dBm)	G_T-L_C (dB)	EIRP (dBm)	EIRP (mW)	Limit (W)
132022	1715	132121	1724.9	20.82	3.10	23.92	246.60	1
132373	1750.1	132472	1760	20.92	3.10	24.02	252.35	1
132523	1765.1	132622	1775	21.29	3.10	24.39	274.79	1

LTE BAND CA_66C

CHANNEL BANDWIDTH: 10MHz+15MHz QPSK

Channel	Frequency (MHz)	Channel	Frequency (MHz)	Conducted Power (dBm)	G_T-L_C (dB)	EIRP (dBm)	EIRP (mW)	Limit (W)
132025	1715.3	132145	1727.3	23.22	3.10	26.32	428.55	1
132351	1747.9	132471	1759.9	24.16	3.10	27.26	532.11	1
132477	1760.5	132597	1772.5	23.45	3.10	26.55	451.86	1

CHANNEL BANDWIDTH: 10MHz+15MHz 16QAM

Channel	Frequency (MHz)	Channel	Frequency (MHz)	Conducted Power (dBm)	G_T-L_C (dB)	EIRP (dBm)	EIRP (mW)	Limit (W)
132025	1715.3	132145	1727.3	21.90	3.10	25.00	316.23	1
132351	1747.9	132471	1759.9	22.97	3.10	26.07	404.58	1
132477	1760.5	132597	1772.5	22.14	3.10	25.24	334.20	1

CHANNEL BANDWIDTH: 10MHz+15MHz 64QAM

Channel	Frequency (MHz)	Channel	Frequency (MHz)	Conducted Power (dBm)	G_T-L_C (dB)	EIRP (dBm)	EIRP (mW)	Limit (W)
132025	1715.3	132145	1727.3	20.93	3.10	24.03	252.93	1
132351	1747.9	132471	1759.9	21.93	3.10	25.03	318.42	1
132477	1760.5	132597	1772.5	21.10	3.10	24.20	263.03	1

CHANNEL BANDWIDTH: 10MHz+15MHz 256QAM

Channel	Frequency (MHz)	Channel	Frequency (MHz)	Conducted Power (dBm)	G_T-L_C (dB)	EIRP (dBm)	EIRP (mW)	Limit (W)
132025	1715.3	132145	1727.3	18.00	3.10	21.10	128.82	1
132351	1747.9	132471	1759.9	18.95	3.10	22.05	160.32	1
132477	1760.5	132597	1772.5	18.14	3.10	21.24	133.05	1

CHANNEL BANDWIDTH: 10MHz+20MHz QPSK

Channel	Frequency (MHz)	Channel	Frequency (MHz)	Conducted Power (dBm)	G_T-L_C (dB)	EIRP (dBm)	EIRP (mW)	Limit (W)
132027	1715.5	132171	1729.9	24.00	3.10	27.10	512.86	1
132328	1745.6	132472	1760	24.48	3.10	27.58	572.80	1
132428	1755.6	132572	1770	23.60	3.10	26.70	467.74	1

CHANNEL BANDWIDTH: 10MHz+20MHz 16QAM

Channel	Frequency (MHz)	Channel	Frequency (MHz)	Conducted Power (dBm)	G_T-L_C (dB)	EIRP (dBm)	EIRP (mW)	Limit (W)
132027	1715.5	132171	1729.9	22.49	3.10	25.59	362.24	1
132328	1745.6	132472	1760	23.19	3.10	26.29	425.60	1
132428	1755.6	132572	1770	22.26	3.10	25.36	343.56	1

CHANNEL BANDWIDTH: 10MHz+20MHz 64QAM

Channel	Frequency (MHz)	Channel	Frequency (MHz)	Conducted Power (dBm)	G_T-L_C (dB)	EIRP (dBm)	EIRP (mW)	Limit (W)
132027	1715.5	132171	1729.9	21.31	3.10	24.41	276.06	1
132328	1745.6	132472	1760	22.18	3.10	25.28	337.29	1
132428	1755.6	132572	1770	21.23	3.10	24.33	271.02	1

CHANNEL BANDWIDTH: 10MHz+20MHz 256QAM

Channel	Frequency (MHz)	Channel	Frequency (MHz)	Conducted Power (dBm)	G_T-L_C (dB)	EIRP (dBm)	EIRP (mW)	Limit (W)
132027	1715.5	132171	1729.9	18.34	3.10	21.44	139.32	1
132328	1745.6	132472	1760	19.30	3.10	22.40	173.78	1
132428	1755.6	132572	1770	18.24	3.10	21.34	136.14	1

CHANNEL BANDWIDTH: 15MHz+10MHz QPSK

Channel	Frequency (MHz)	Channel	Frequency (MHz)	Conducted Power (dBm)	G_T-L_C (dB)	EIRP (dBm)	EIRP (mW)	Limit (W)
132047	1717.5	132167	1729.5	24.44	3.10	27.54	567.54	1
132373	1750.1	132493	1762.1	24.00	3.10	27.10	512.86	1
132499	1762.7	132619	1774.7	23.21	3.10	26.31	427.56	1

CHANNEL BANDWIDTH: 15MHz+10MHz 16QAM

Channel	Frequency (MHz)	Channel	Frequency (MHz)	Conducted Power (dBm)	G_T-L_C (dB)	EIRP (dBm)	EIRP (mW)	Limit (W)
132047	1717.5	132167	1729.5	22.55	3.10	25.65	367.28	1
132373	1750.1	132493	1762.1	22.69	3.10	25.79	379.31	1
132499	1762.7	132619	1774.7	21.87	3.10	24.97	314.05	1

CHANNEL BANDWIDTH: 15MHz+10MHz 64QAM

Channel	Frequency (MHz)	Channel	Frequency (MHz)	Conducted Power (dBm)	G_T-L_C (dB)	EIRP (dBm)	EIRP (mW)	Limit (W)
132047	1717.5	132167	1729.5	21.20	3.10	24.30	269.15	1
132373	1750.1	132493	1762.1	21.80	3.10	24.90	309.03	1
132499	1762.7	132619	1774.7	20.93	3.10	24.03	252.93	1

CHANNEL BANDWIDTH: 15MHz+10MHz 256QAM

Channel	Frequency (MHz)	Channel	Frequency (MHz)	Conducted Power (dBm)	G_T-L_C (dB)	EIRP (dBm)	EIRP (mW)	Limit (W)
132047	1717.5	132167	1729.5	18.24	3.10	21.34	136.14	1
132373	1750.1	132493	1762.1	18.62	3.10	21.72	148.59	1
132499	1762.7	132619	1774.7	18.12	3.10	21.22	132.43	1

CHANNEL BANDWIDTH: 15MHz+15MHz QPSK

Channel	Frequency (MHz)	Channel	Frequency (MHz)	Conducted Power (dBm)	G_T-L_C (dB)	EIRP (dBm)	EIRP (mW)	Limit (W)
132047	1717.5	132197	1732.5	23.74	3.10	26.84	483.06	1
132347	1747.5	132497	1762.5	23.76	3.10	26.86	485.29	1
132447	1757.5	132597	1772.5	23.51	3.10	26.61	458.14	1

CHANNEL BANDWIDTH: 15MHz+15MHz 16QAM

Channel	Frequency (MHz)	Channel	Frequency (MHz)	Conducted Power (dBm)	G_T-L_C (dB)	EIRP (dBm)	EIRP (mW)	Limit (W)
132047	1717.5	132197	1732.5	22.24	3.10	25.34	341.98	1
132347	1747.5	132497	1762.5	22.80	3.10	25.90	389.05	1
132447	1757.5	132597	1772.5	22.11	3.10	25.21	331.89	1

CHANNEL BANDWIDTH: 15MHz+15MHz 64QAM

Channel	Frequency (MHz)	Channel	Frequency (MHz)	Conducted Power (dBm)	G_T-L_C (dB)	EIRP (dBm)	EIRP (mW)	Limit (W)
132047	1717.5	132197	1732.5	21.14	3.10	24.24	265.46	1
132347	1747.5	132497	1762.5	21.90	3.10	25.00	316.23	1
132447	1757.5	132597	1772.5	21.18	3.10	24.28	267.92	1

CHANNEL BANDWIDTH: 15MHz+15MHz 256QAM

Channel	Frequency (MHz)	Channel	Frequency (MHz)	Conducted Power (dBm)	G_T-L_C (dB)	EIRP (dBm)	EIRP (mW)	Limit (W)
132047	1717.5	132197	1732.5	18.22	3.10	21.32	135.52	1
132347	1747.5	132497	1762.5	19.09	3.10	22.19	165.58	1
132447	1757.5	132597	1772.5	18.26	3.10	21.36	136.77	1

CHANNEL BANDWIDTH: 15MHz+20MHz QPSK

Channel	Frequency (MHz)	Channel	Frequency (MHz)	Conducted Power (dBm)	G_T-L_C (dB)	EIRP (dBm)	EIRP (mW)	Limit (W)
132050	1717.8	132221	1734.9	23.90	3.10	27.00	501.19	1
132325	1745.3	132496	1762.4	24.70	3.10	27.80	602.56	1
132401	1752.9	132572	1770	23.99	3.10	27.09	511.68	1

CHANNEL BANDWIDTH: 15MHz+20MHz 16QAM

Channel	Frequency (MHz)	Channel	Frequency (MHz)	Conducted Power (dBm)	G_T-L_C (dB)	EIRP (dBm)	EIRP (mW)	Limit (W)
132050	1717.8	132221	1734.9	22.38	3.10	25.48	353.18	1
132325	1745.3	132496	1762.4	23.35	3.10	26.45	441.57	1
132401	1752.9	132572	1770	22.76	3.10	25.86	385.48	1

CHANNEL BANDWIDTH: 15MHz+20MHz 64QAM

Channel	Frequency (MHz)	Channel	Frequency (MHz)	Conducted Power (dBm)	G_T-L_C (dB)	EIRP (dBm)	EIRP (mW)	Limit (W)
132050	1717.8	132221	1734.9	21.25	3.10	24.35	272.27	1
132325	1745.3	132496	1762.4	22.30	3.10	25.40	346.74	1
132401	1752.9	132572	1770	21.53	3.10	24.63	290.40	1

CHANNEL BANDWIDTH: 15MHz+20MHz 256QAM

Channel	Frequency (MHz)	Channel	Frequency (MHz)	Conducted Power (dBm)	G_T-L_C (dB)	EIRP (dBm)	EIRP (mW)	Limit (W)
132050	1717.8	132221	1734.9	18.30	3.10	21.40	138.04	1
132325	1745.3	132496	1762.4	19.23	3.10	22.33	171.00	1
132401	1752.9	132572	1770	18.68	3.10	21.78	150.66	1

CHANNEL BANDWIDTH: 20MHz+5MHz QPSK

Channel	Frequency (MHz)	Channel	Frequency (MHz)	Conducted Power (dBm)	G_T-L_C (dB)	EIRP (dBm)	EIRP (mW)	Limit (W)
132072	1720	132189	1731.7	23.86	3.10	26.96	496.59	1
132397	1752.5	132514	1764.2	24.15	3.10	27.25	530.88	1
132522	1765	132639	1776.7	23.37	3.10	26.47	443.61	1

CHANNEL BANDWIDTH: 20MHz+5MHz 16QAM

Channel	Frequency (MHz)	Channel	Frequency (MHz)	Conducted Power (dBm)	G_T-L_C (dB)	EIRP (dBm)	EIRP (mW)	Limit (W)
132072	1720	132189	1731.7	22.29	3.10	25.39	345.94	1
132397	1752.5	132514	1764.2	22.82	3.10	25.92	390.84	1
132522	1765	132639	1776.7	22.05	3.10	25.15	327.34	1

CHANNEL BANDWIDTH: 20MHz+5MHz 64QAM

Channel	Frequency (MHz)	Channel	Frequency (MHz)	Conducted Power (dBm)	G_T-L_C (dB)	EIRP (dBm)	EIRP (mW)	Limit (W)
132072	1720	132189	1731.7	21.22	3.10	24.32	270.40	1
132397	1752.5	132514	1764.2	21.81	3.10	24.91	309.74	1
132522	1765	132639	1776.7	21.06	3.10	24.16	260.62	1

CHANNEL BANDWIDTH: 20MHz+5MHz 256QAM

Channel	Frequency (MHz)	Channel	Frequency (MHz)	Conducted Power (dBm)	G_T-L_C (dB)	EIRP (dBm)	EIRP (mW)	Limit (W)
132072	1720	132189	1731.7	18.16	3.10	21.26	133.66	1
132397	1752.5	132514	1764.2	18.79	3.10	21.89	154.53	1
132522	1765	132639	1776.7	18.16	3.10	21.26	133.66	1

CHANNEL BANDWIDTH: 20MHz+10MHz QPSK

Channel	Frequency (MHz)	Channel	Frequency (MHz)	Conducted Power (dBm)	G_T-L_C (dB)	EIRP (dBm)	EIRP (mW)	Limit (W)
132072	1720	132216	1734.4	24.03	3.10	27.13	516.42	1
132373	1750.1	132517	1764.5	22.14	3.10	25.24	334.20	1
132473	1760.1	132617	1774.5	22.16	3.10	25.26	335.74	1

CHANNEL BANDWIDTH: 20MHz+10MHz 16QAM

Channel	Frequency (MHz)	Channel	Frequency (MHz)	Conducted Power (dBm)	G_T-L_C (dB)	EIRP (dBm)	EIRP (mW)	Limit (W)
132072	1720	132216	1734.4	22.39	3.10	25.49	354.00	1
132373	1750.1	132517	1764.5	23.27	3.10	26.37	433.51	1
132473	1760.1	132617	1774.5	22.29	3.10	25.39	345.94	1

CHANNEL BANDWIDTH: 20MHz+10MHz 64QAM

Channel	Frequency (MHz)	Channel	Frequency (MHz)	Conducted Power (dBm)	G_T-L_C (dB)	EIRP (dBm)	EIRP (mW)	Limit (W)
132072	1720	132216	1734.4	21.28	3.10	24.38	274.16	1
132373	1750.1	132517	1764.5	22.07	3.10	25.17	328.85	1
132473	1760.1	132617	1774.5	21.10	3.10	24.20	263.03	1

CHANNEL BANDWIDTH: 20MHz+10MHz 256QAM

Channel	Frequency (MHz)	Channel	Frequency (MHz)	Conducted Power (dBm)	G_T-L_C (dB)	EIRP (dBm)	EIRP (mW)	Limit (W)
132072	1720	132216	1734.4	18.05	3.10	21.15	130.32	1
132373	1750.1	132517	1764.5	19.11	3.10	22.21	166.34	1
132473	1760.1	132617	1774.5	18.25	3.10	21.35	136.46	1

CHANNEL BANDWIDTH: 20MHz+15MHz QPSK

Channel	Frequency (MHz)	Channel	Frequency (MHz)	Conducted Power (dBm)	G_T-L_C (dB)	EIRP (dBm)	EIRP (mW)	Limit (W)
132072	1720	132243	1737.1	24.06	3.10	27.16	520.00	1
132348	1747.6	132519	1764.7	24.25	3.10	27.35	543.25	1
132423	1755.1	132594	1772.2	23.67	3.10	26.77	475.34	1

CHANNEL BANDWIDTH: 20MHz+15MHz 16QAM

Channel	Frequency (MHz)	Channel	Frequency (MHz)	Conducted Power (dBm)	G_T-L_C (dB)	EIRP (dBm)	EIRP (mW)	Limit (W)
132072	1720	132243	1737.1	22.23	3.10	25.33	341.19	1
132348	1747.6	132519	1764.7	23.00	3.10	26.10	407.38	1
132423	1755.1	132594	1772.2	22.36	3.10	25.46	351.56	1

CHANNEL BANDWIDTH: 20MHz+15MHz 64QAM

Channel	Frequency (MHz)	Channel	Frequency (MHz)	Conducted Power (dBm)	G_T-L_C (dB)	EIRP (dBm)	EIRP (mW)	Limit (W)
132072	1720	132243	1737.1	21.27	3.10	24.37	273.53	1
132348	1747.6	132519	1764.7	22.00	3.10	25.10	323.59	1
132423	1755.1	132594	1772.2	21.40	3.10	24.50	281.84	1

CHANNEL BANDWIDTH: 20MHz+15MHz 256QAM

Channel	Frequency (MHz)	Channel	Frequency (MHz)	Conducted Power (dBm)	G_T-L_C (dB)	EIRP (dBm)	EIRP (mW)	Limit (W)
132072	1720	132243	1737.1	18.23	3.10	21.33	135.83	1
132348	1747.6	132519	1764.7	19.19	3.10	22.29	169.43	1
132423	1755.1	132594	1772.2	18.53	3.10	21.63	145.55	1

CHANNEL BANDWIDTH: 20MHz+20MHz QPSK

Channel	Frequency (MHz)	Channel	Frequency (MHz)	Conducted Power (dBm)	G_T-L_C (dB)	EIRP (dBm)	EIRP (mW)	Limit (W)
132072	1720	132270	1739.8	24.03	3.10	27.13	516.42	1
132323	1745.1	132494	1764.9	24.43	3.10	27.53	566.24	1
132374	1750.2	132545	1770	24.33	3.10	27.43	553.35	1

CHANNEL BANDWIDTH: 20MHz+20MHz 16QAM

Channel	Frequency (MHz)	Channel	Frequency (MHz)	Conducted Power (dBm)	G_T-L_C (dB)	EIRP (dBm)	EIRP (mW)	Limit (W)
132072	1720	132270	1739.8	22.48	3.10	25.58	361.41	1
132323	1745.1	132494	1764.9	23.22	3.10	26.32	428.55	1
132374	1750.2	132545	1770	23.08	3.10	26.18	414.95	1

CHANNEL BANDWIDTH: 20MHz+20MHz 64QAM

Channel	Frequency (MHz)	Channel	Frequency (MHz)	Conducted Power (dBm)	G_T-L_C (dB)	EIRP (dBm)	EIRP (mW)	Limit (W)
132072	1720	132270	1739.8	21.35	3.10	24.45	278.61	1
132323	1745.1	132494	1764.9	22.15	3.10	25.25	334.97	1
132374	1750.2	132545	1770	22.03	3.10	25.13	325.84	1

CHANNEL BANDWIDTH: 20MHz+20MHz 256QAM

Channel	Frequency (MHz)	Channel	Frequency (MHz)	Conducted Power (dBm)	G_T-L_C (dB)	EIRP (dBm)	EIRP (mW)	Limit (W)
132072	1720	132270	1739.8	18.30	3.10	21.40	138.04	1
132323	1745.1	132494	1764.9	19.33	3.10	22.43	174.98	1
132374	1750.2	132545	1770	19.20	3.10	22.30	169.82	1

REMARKS: ERP Output Power (dBm) = EIRP (dBm) -2.15(dB).

3.2 RADIATED EMISSION MEASUREMENT

3.2.1 LIMITS OF RADIATED EMISSION MEASUREMENT

The power of any emission outside of the authorized operating frequency ranges must be attenuated below the transmitting power (P) by a factor of at least 43 + 10 log(P) dB. The emission limit equal to –13dBm.

For: LTE Band7/Band38/Band41

The power of any emission outside a licensee's frequency block shall be attenuated below the transmitter power (P) by at least 55 +10 log10(P) dB. The limit of emission is equal to -25dBm.

.

3.2.2 TEST PROCEDURES

a. Substitution method is used for E.I.R.P measurement. In the semi-anechoic chamber, EUT placed on the 0.8m height of Turn Table, rotated the table around 360 degrees to search the maximum radiation power and receiver antenna shall be rotated vertical and horizontal polarization and moved height from 1m to 4m to find the maximum polar radiated power. The “Read Value” is the spectrum reading the maximum power value.
b. The substitution horn antenna is substituted for EUT at the same position and signals generator export the CW signal to the substitution antenna via a TX cable. Rotated the Turn Table and moved receiving antenna to find the maximum radiation power. Adjust output power level of S.G to get a Value of spectrum reading equal to “Read Value “ of step a. Record the power level of S.G.
c. EIRP = Output power level of S.G – TX cable loss + Antenna gain of substitution horn.
d. E.R.P power can be calculated form E.I.R.P power by subtracting the gain of dipole, E.R.P power = E.I.P.R power - 2.15dBi.

NOTE: The resolution bandwidth of spectrum analyzer is 1 MHz and the video bandwidth is 3 MHz.

3.2.3 DEVIATION FROM TEST STANDARD

No deviation

3.2.4 TEST SETUP

< Frequency Range below 30MHz >

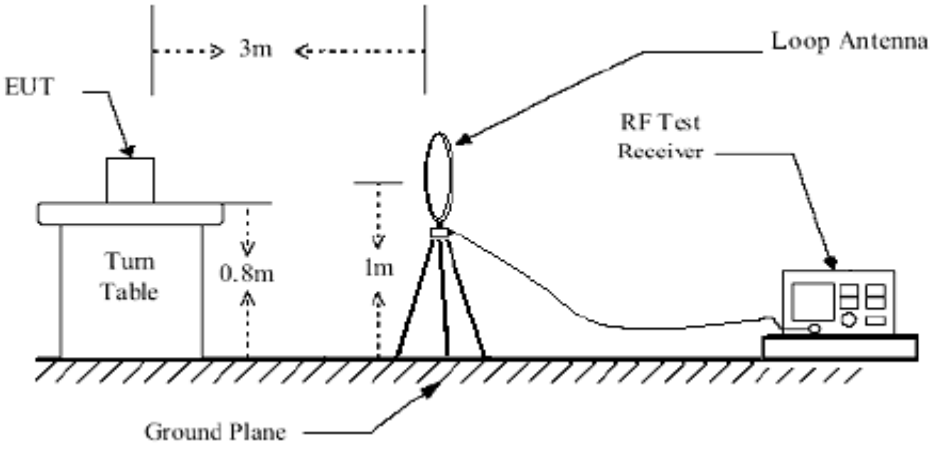

< Frequency Range 30MHz~1GHz >

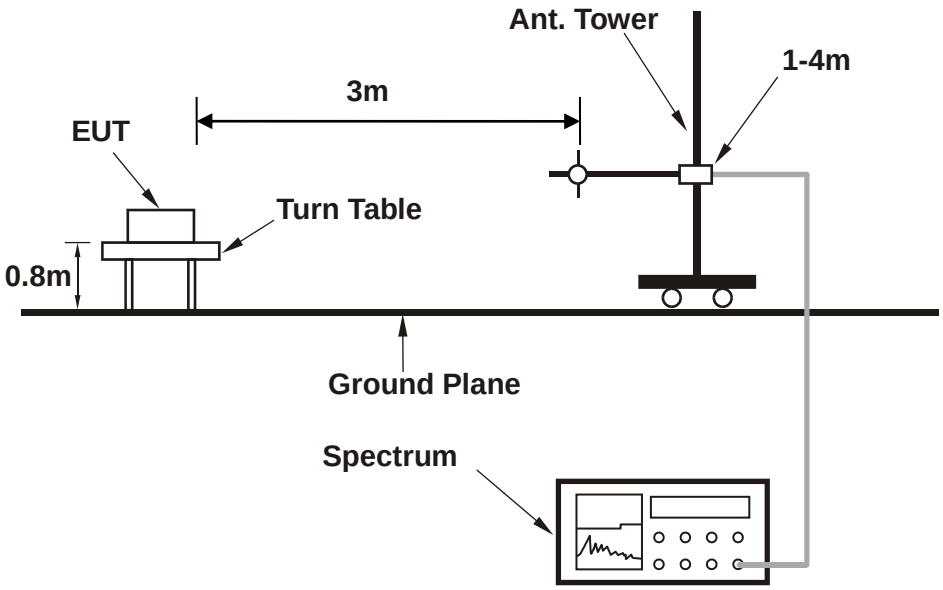

<Frequency Range above 1GHz>

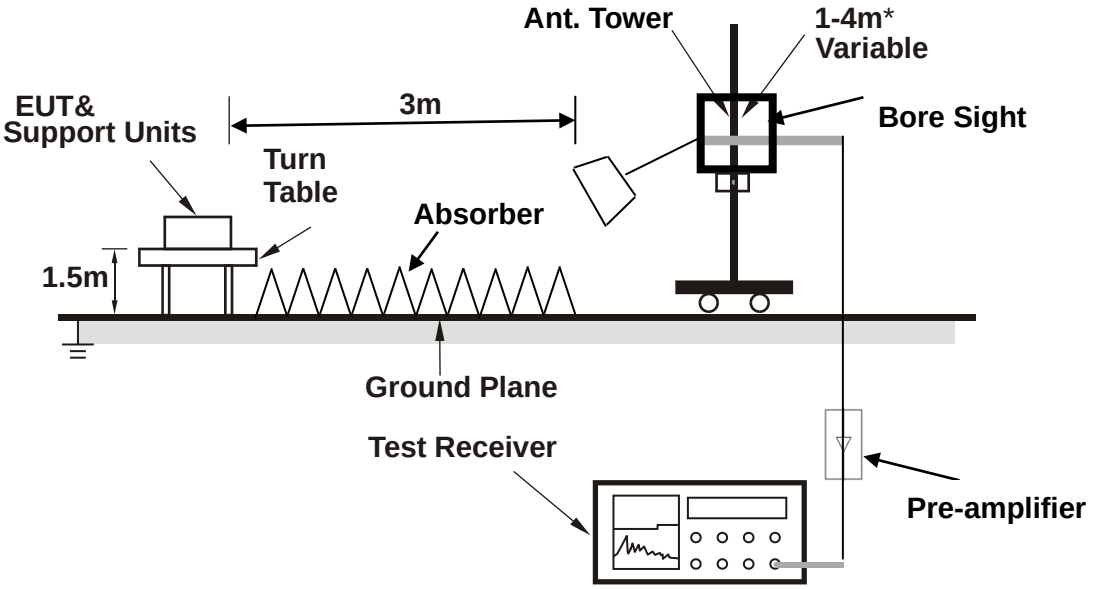

Note: Above 1G is a directional antenna depends on the EUT height and the antenna 3dB beamwidth both, refer to section 7.3 of CISPR 16-2-3.

For the actual test configuration, please refer to the attached file (Test Setup Photo).

3.2.5 TEST RESULTS

NOTE： The 9K~30MHz amplitude of spurious emissions attenuated more than 20 dB below the permissible value is not required in the report.

BELOW 1GHz WORST-CASE DATA

30 MHz – 1GHz data:

LTE Band CA_7C
CHANNEL BANDWIDTH: (20+20) MHz / QPSK

MODE	21001/21199	**FREQUENCY RANGE**	Above 1000MHz
ENVIRONMENTAL CONDITIONS	23deg. C, 70%RH	**INPUT POWER**	AC 120V/60HZ
TESTED BY	Jace Hu		
ANTENNA POLARITY & TEST DISTANCE: HORIZONTAL AT 3 M			

		Freq	Level	Read Level	Limit Line	Over Limit	Factor	Remark	Pol/Phase
		MHz	dBm/m	dBm	dBm/m	dB	dB/m		
1		55.220	-61.02	-43.12	-25.00	-36.02	-17.90	Peak	Horizontal
2	PP	157.070	-59.96	-43.16	-25.00	-34.96	-16.80	Peak	Horizontal
3		230.790	-62.56	-48.81	-25.00	-37.56	-13.75	Peak	Horizontal
4		362.710	-62.88	-51.95	-25.00	-37.88	-10.93	Peak	Horizontal
5		423.820	-65.02	-55.42	-25.00	-40.02	-9.60	Peak	Horizontal
6		581.930	-67.23	-62.43	-25.00	-42.23	-4.80	Peak	Horizontal

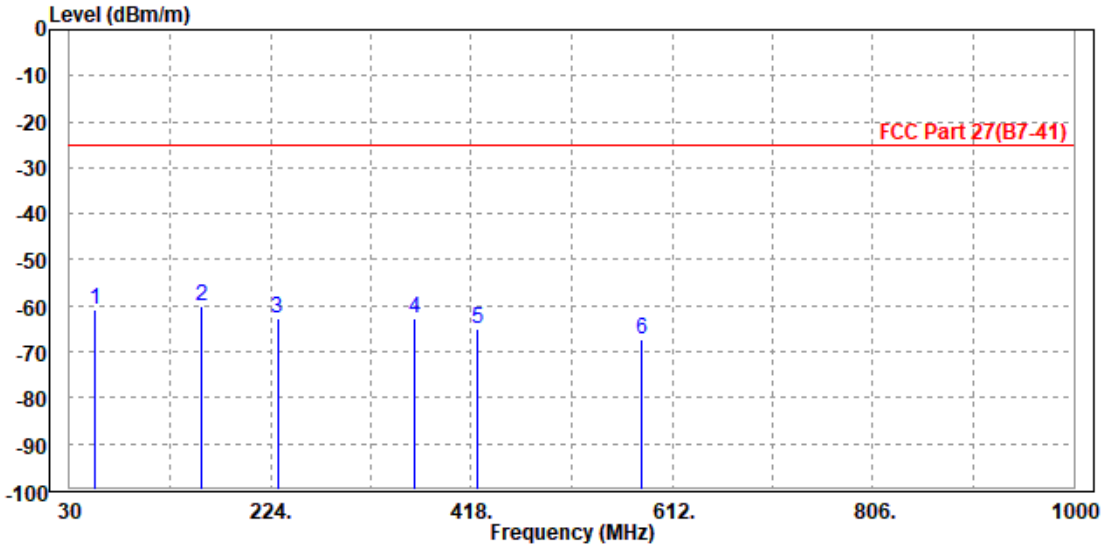

MODE	21001/21199	FREQUENCY RANGE	Above 1000MHz
ENVIRONMENTAL CONDITIONS	23deg. C, 70%RH	INPUT POWER	AC 120V/60HZ
TESTED BY	Jace Hu		
ANTENNA POLARITY & TEST DISTANCE: VERTICAL AT 3 M			

	Freq	Level	Read Level	Limit Line	Over Limit	Factor	Remark	Pol/Phase
	MHz	dBm/m	dBm	dBm/m	dB	dB/m		
1	40.670	-63.06	-38.14	-25.00	-38.06	-24.92	Peak	Vertical
2 PP	98.870	-59.06	-51.64	-25.00	-34.06	-7.42	Peak	Vertical
3	159.980	-62.50	-45.70	-25.00	-37.50	-16.80	Peak	Vertical
4	227.880	-71.43	-55.87	-25.00	-46.43	-15.56	Peak	Vertical
5	366.590	-64.64	-55.03	-25.00	-39.64	-9.61	Peak	Vertical
6	424.790	-59.52	-50.75	-25.00	-34.52	-8.77	Peak	Vertical

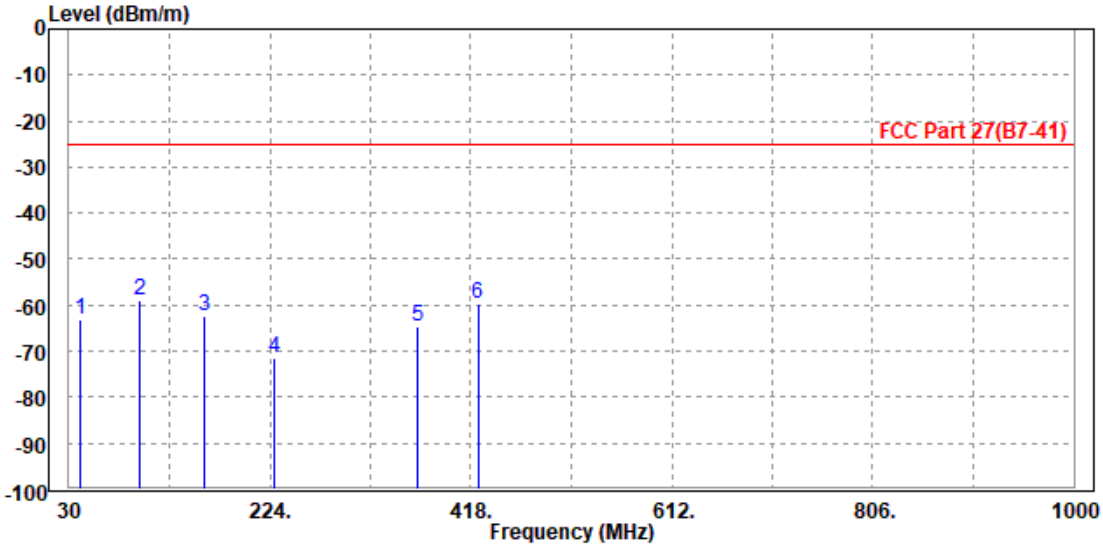

ABOVE 1GHz

Note: For higher frequency, the emission is too low to be detected.

LTE Band CA _7C

CHANNEL BANDWIDTH: 20MHz + 20MHz

CH 20850/21048

MODE	20850/21048	**FREQUENCY RANGE**	Above 1000MHz
ENVIRONMENTAL CONDITIONS	23deg. C, 70%RH	**INPUT POWER**	AC 120V/60HZ
TESTED BY	Jace Hu		
ANTENNA POLARITY & TEST DISTANCE: HORIZONTAL AT 3 M			

	Freq	Level	Read Level	Limit Line	Over Limit	Factor	Remark	Pol/Phase
	MHz	dBm/m	dBm	dBm/m	dB	dB/m		
1 PP	5030.000	-50.57	-60.31	-25.00	-25.57	9.74	Peak	Horizontal
2	7530.000	-51.26	-62.89	-25.00	-26.26	11.63	Peak	Horizontal

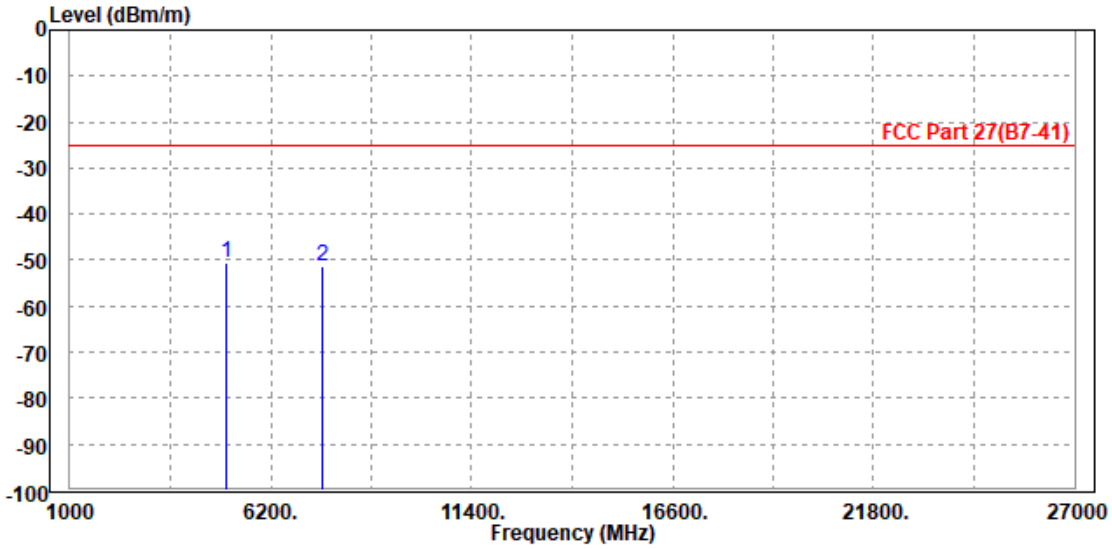

MODE	20850/21048	FREQUENCY RANGE	Above 1000MHz
ENVIRONMENTAL CONDITIONS	23deg. C, 70%RH	INPUT POWER	AC 120V/60HZ
TESTED BY	Jace Hu		
ANTENNA POLARITY & TEST DISTANCE: VERTICAL AT 3 M			

		Freq	Level	Read Level	Limit Line	Over Limit	Factor	Remark	Pol/Phase
		MHz	dBm/m	dBm	dBm/m	dB	dB/m		
1		5020.000	-49.84	-60.13	-25.00	-24.84	10.29	Peak	Vertical
2	PP	7526.000	-47.52	-62.26	-25.00	-22.52	14.74	Peak	Vertical

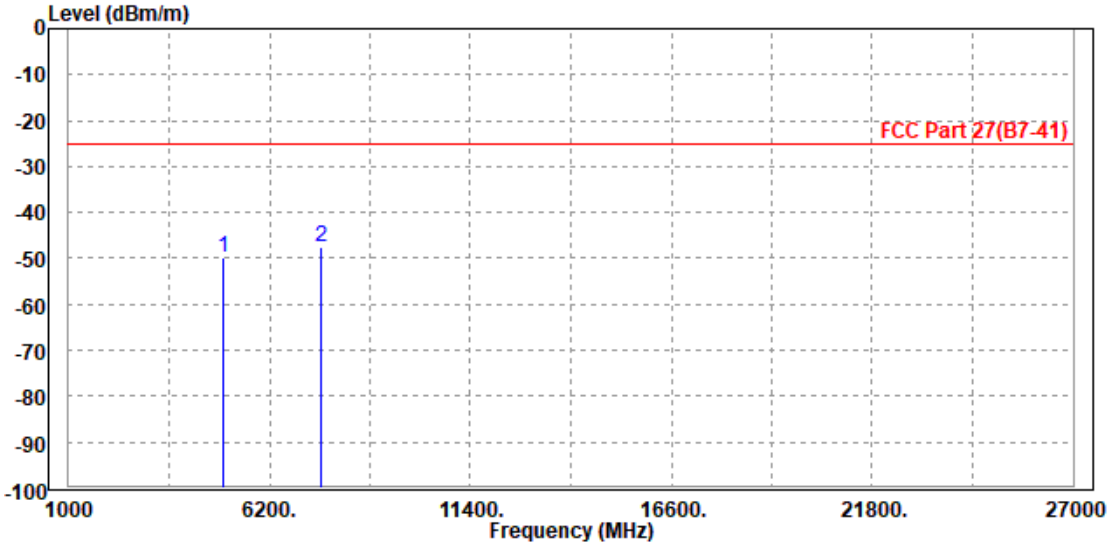

CHANNEL BANDWIDTH: 20MHz + 20MHz

CH 21001/21199

MODE	21001/21199	**FREQUENCY RANGE**	Above 1000MHz
ENVIRONMENTAL CONDITIONS	23deg. C, 70%RH	**INPUT POWER**	AC 120V/60HZ
TESTED BY	Jace Hu		
ANTENNA POLARITY & TEST DISTANCE: HORIZONTAL AT 3 M			

		Freq	Level	Read Level	Limit Line	Over Limit	Factor	Remark	Pol/Phase
		MHz	dBm/m	dBm	dBm/m	dB	dB/m		
1	PP	5050.200	-50.37	-60.14	-25.00	-25.37	9.77	Peak	Horizontal
2		7578.000	-51.30	-63.28	-25.00	-26.30	11.98	Peak	Horizontal

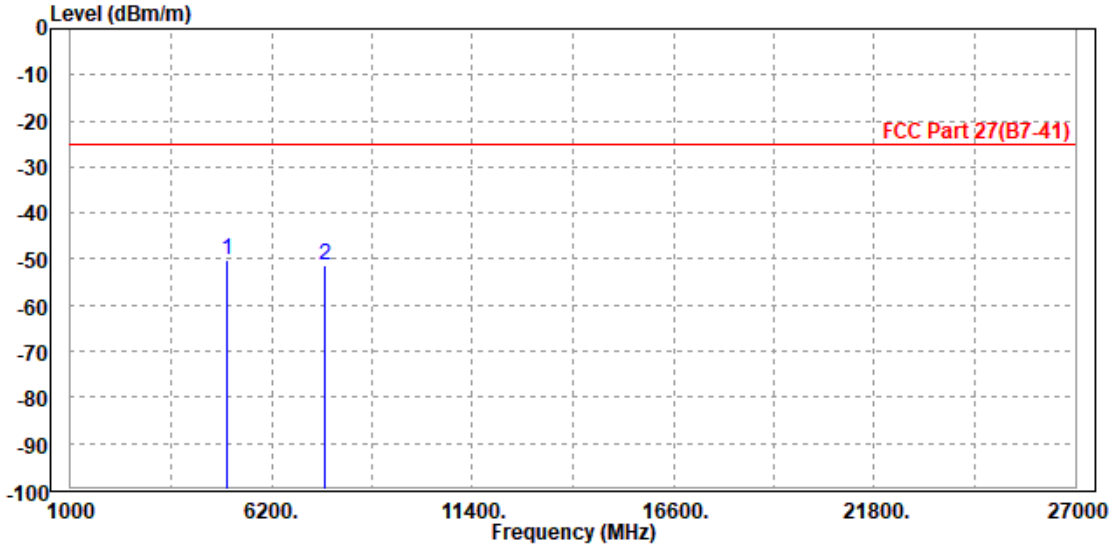

MODE	21001/21199	FREQUENCY RANGE	Above 1000MHz
ENVIRONMENTAL CONDITIONS	23deg. C, 70%RH	INPUT POWER	AC 120V/60HZ
TESTED BY	Jace Hu		
ANTENNA POLARITY & TEST DISTANCE: VERTICAL AT 3 M			

		Freq	Level	Read Level	Limit Line	Over Limit	Factor	Remark	Pol/Phase
		MHz	dBm/m	dBm	dBm/m	dB	dB/m		
1		5056.000	-49.24	-59.56	-25.00	-24.24	10.32	Peak	Vertical
2	PP	7575.300	-47.99	-62.80	-25.00	-22.99	14.81	Peak	Vertical

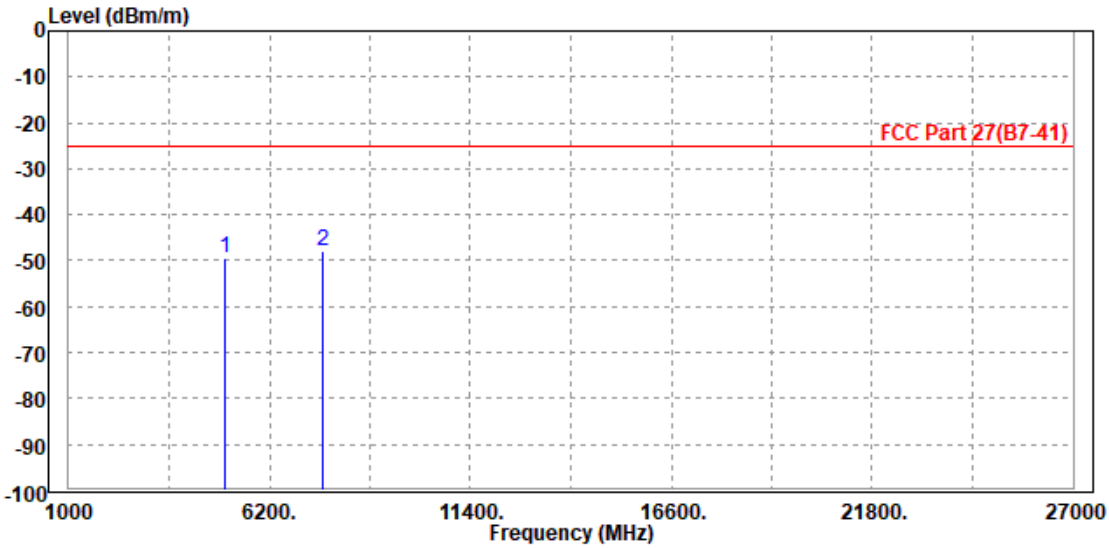

CHANNEL BANDWIDTH: 20MHz + 20MHz

CH 21152/21350

MODE	21152/21350	**FREQUENCY RANGE**	Above 1000MHz
ENVIRONMENTAL CONDITIONS	23deg. C, 70%RH	**INPUT POWER**	AC 120V/60HZ
TESTED BY	Jace Hu		
ANTENNA POLARITY & TEST DISTANCE: HORIZONTAL AT 3 M			

	Freq	Level	Read Level	Limit Line	Over Limit	Factor	Remark	Pol/Phase
	MHz	dBm/m	dBm	dBm/m	dB	dB/m		
1	5080.400	-49.91	-59.73	-25.00	-24.91	9.82	Peak	Horizontal
2 PP	7630.000	-49.78	-62.14	-25.00	-24.78	12.36	Peak	Horizontal

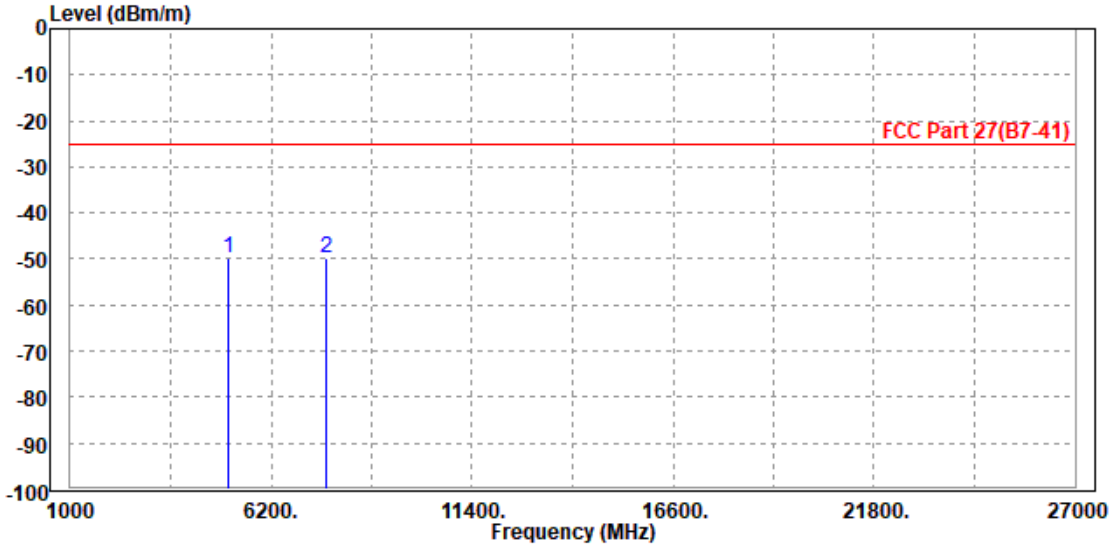

MODE	21152/21350	FREQUENCY RANGE	Above 1000MHz
ENVIRONMENTAL CONDITIONS	23deg. C, 70%RH	INPUT POWER	AC 120V/60HZ
TESTED BY	Jace Hu		
ANTENNA POLARITY & TEST DISTANCE: VERTICAL AT 3 M			

		Freq	Level	Read Level	Limit Line	Over Limit	Factor	Remark	Pol/Phase
		MHz	dBm/m	dBm	dBm/m	dB	dB/m		
1		5082.000	-49.84	-60.18	-25.00	-24.84	10.34	Peak	Vertical
2	PP	7620.600	-48.01	-62.89	-25.00	-23.01	14.88	Peak	Vertical

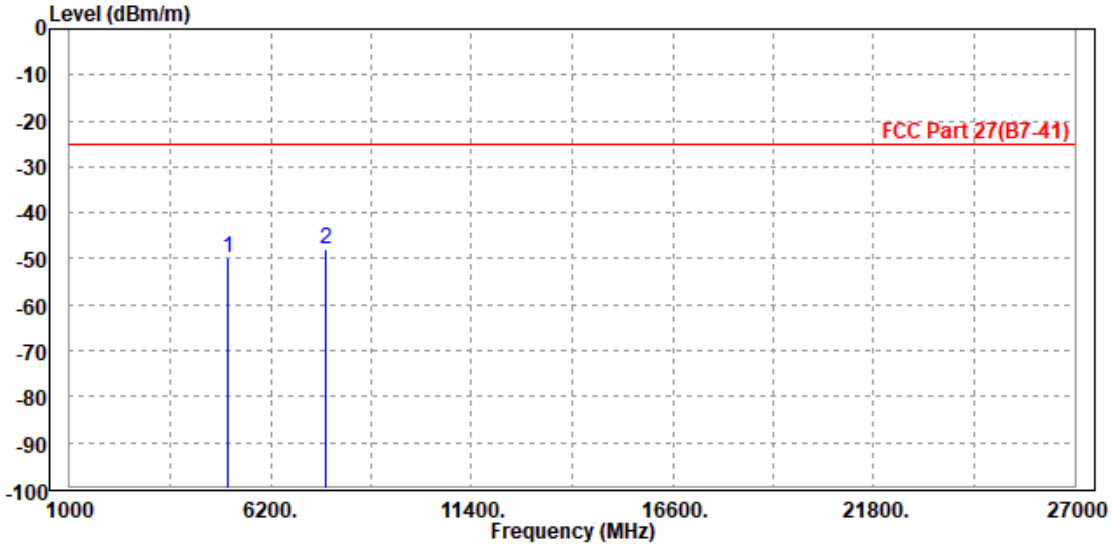

LTE Band CA _41C

CHANNEL BANDWIDTH: 20MHz + 20MHz

CH 39750/39948

MODE	39750/39948	**FREQUENCY RANGE**	Above 1000MHz
ENVIRONMENTAL CONDITIONS	23deg. C, 70%RH	**INPUT POWER**	AC 120V/60HZ
TESTED BY	Jace Hu		
ANTENNA POLARITY & TEST DISTANCE: HORIZONTAL AT 3 M			

	Freq	Level	Read Level	Limit Line	Over Limit	Factor	Remark	Pol/Phase
	MHz	dBm/m	dBm	dBm/m	dB	dB/m		
1 PP	5004.000	-50.06	-59.76	-25.00	-25.06	9.70	Peak	Horizontal
2	7518.000	-50.21	-61.76	-25.00	-25.21	11.55	Peak	Horizontal

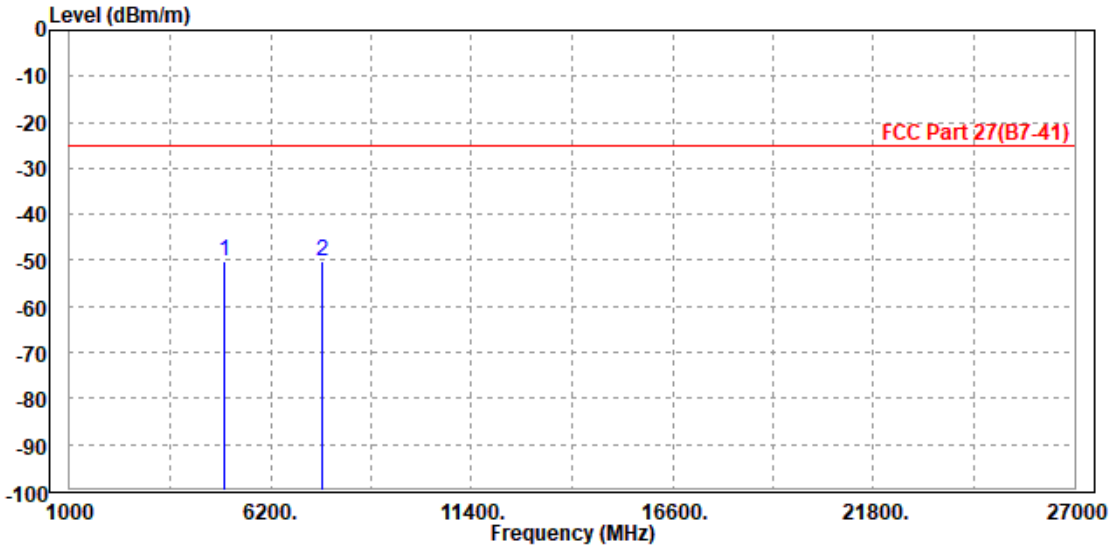

MODE	39750/39948	FREQUENCY RANGE	Above 1000MHz
ENVIRONMENTAL CONDITIONS	23deg. C, 70%RH	INPUT POWER	AC 120V/60HZ
TESTED BY	Jace Hu		
ANTENNA POLARITY & TEST DISTANCE: VERTICAL AT 3 M			

	Freq	Level	Read Level	Limit Line	Over Limit	Factor	Remark	Pol/Phase
	MHz	dBm/m	dBm	dBm/m	dB	dB/m		
1	5012.000	-49.88	-60.16	-25.00	-24.88	10.28	Peak	Vertical
2 PP	7526.000	-47.70	-62.44	-25.00	-22.70	14.74	Peak	Vertical

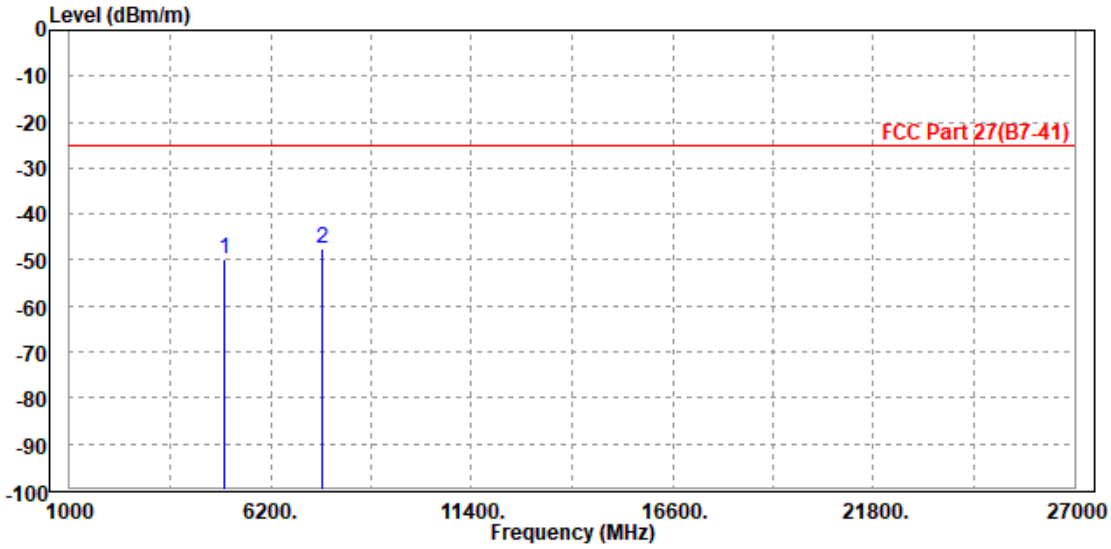

CH 40521/ 40719

MODE	40521/ 40719	FREQUENCY RANGE	Above 1000MHz
ENVIRONMENTAL CONDITIONS	23deg. C, 70%RH	INPUT POWER	AC 120V/60HZ
TESTED BY	Jace Hu		
ANTENNA POLARITY & TEST DISTANCE: HORIZONTAL AT 3 M			

		Freq	Level	Read Level	Limit Line	Over Limit	Factor	Remark	Pol/Phase
		MHz	dBm/m	dBm	dBm/m	dB	dB/m		
1	PP	5160.000	-49.23	-59.17	-25.00	-24.23	9.94	Peak	Horizontal
2		7749.300	-49.43	-62.66	-25.00	-24.43	13.23	Peak	Horizontal

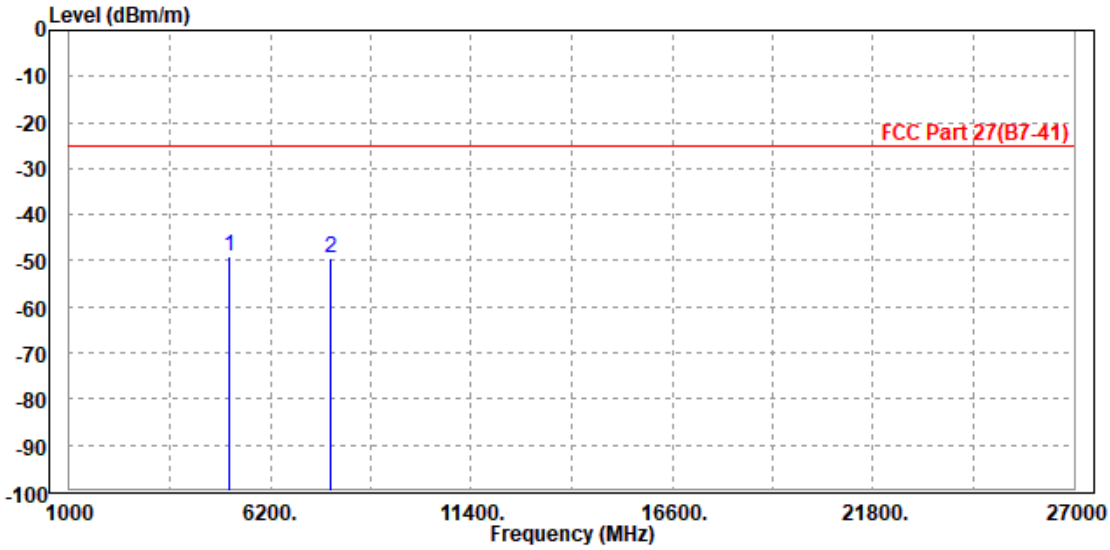

MODE	40521/ 40719	FREQUENCY RANGE	Above 1000MHz
ENVIRONMENTAL CONDITIONS	23deg. C, 70%RH	INPUT POWER	AC 120V/60HZ
TESTED BY	Jace Hu		
ANTENNA POLARITY & TEST DISTANCE: VERTICAL AT 3 M			

		Freq	Level	Read Level	Limit Line	Over Limit	Factor	Remark	Pol/Phase
		MHz	dBm/m	dBm	dBm/m	dB	dB/m		
1		5166.200	-49.46	-59.88	-25.00	-24.46	10.42	Peak	Vertical
2	PP	7760.000	-47.32	-62.40	-25.00	-22.32	15.08	Peak	Vertical

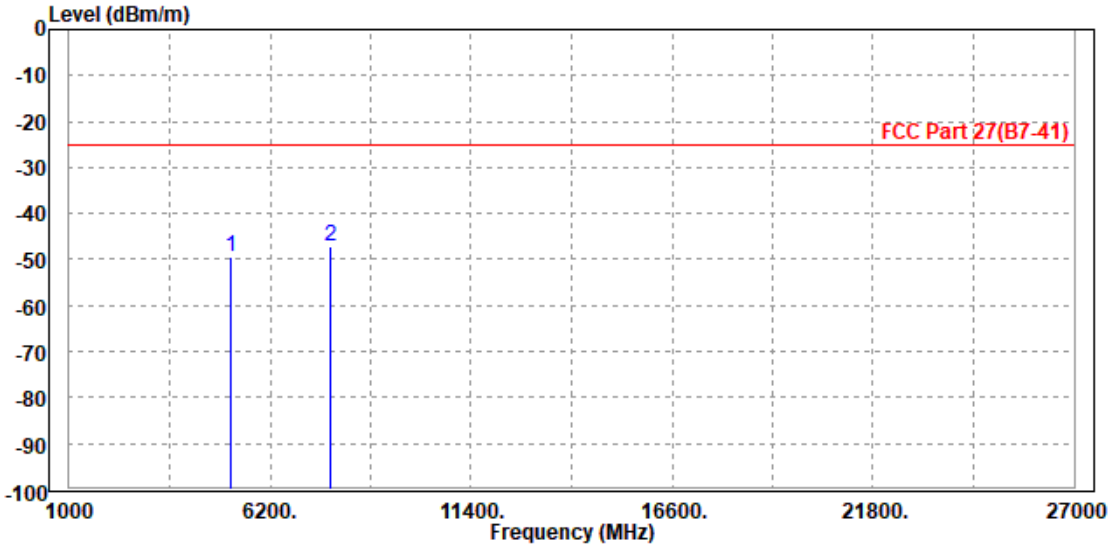

CH 41292/ 41490

MODE	41292/ 41490	FREQUENCY RANGE	Above 1000MHz
ENVIRONMENTAL CONDITIONS	23deg. C, 70%RH	INPUT POWER	AC 120V/60HZ
TESTED BY	Jace Hu		
ANTENNA POLARITY & TEST DISTANCE: HORIZONTAL AT 3 M			

	Freq	Level	Read Level	Limit Line	Over Limit	Factor	Remark	Pol/Phase
	MHz	dBm/m	dBm	dBm/m	dB	dB/m		
1	5320.400	-49.41	-59.60	-25.00	-24.41	10.19	Peak	Horizontal
2 PP	7968.000	-47.15	-61.97	-25.00	-22.15	14.82	Peak	Horizontal

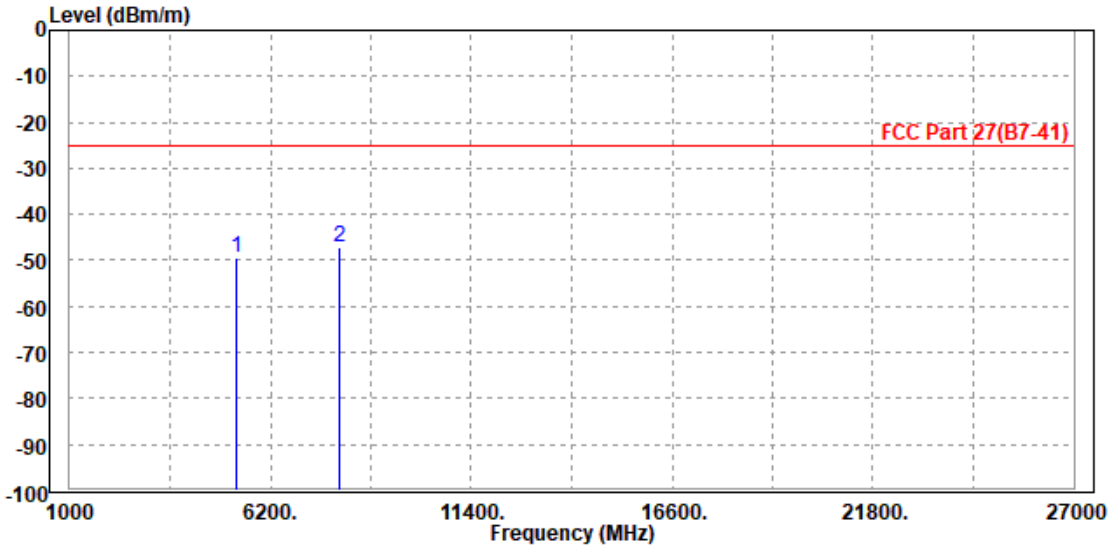

MODE	41292/ 41490	FREQUENCY RANGE	Above 1000MHz
ENVIRONMENTAL CONDITIONS	23deg. C, 70%RH	INPUT POWER	AC 120V/60HZ
TESTED BY	Jace Hu		
ANTENNA POLARITY & TEST DISTANCE: VERTICAL AT 3 M			

		Freq	Level	Read Level	Limit Line	Over Limit	Factor	Remark	Pol/Phase
		MHz	dBm/m	dBm	dBm/m	dB	dB/m		
1		5320.400	-49.11	-59.67	-25.00	-24.11	10.56	Peak	Vertical
2	PP	7980.600	-46.80	-62.21	-25.00	-21.80	15.41	Peak	Vertical

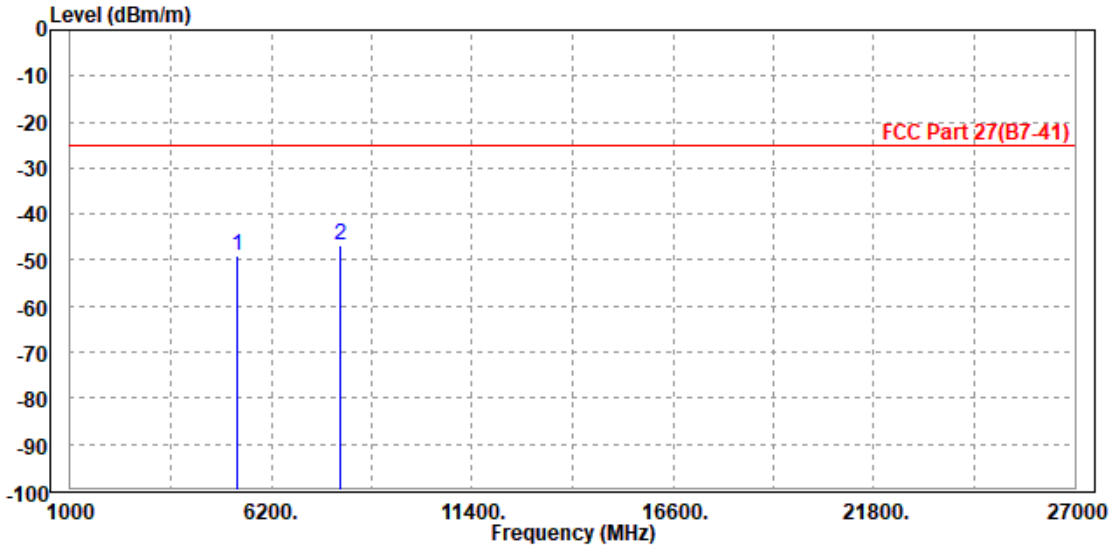

LTE Band CA _42C

Note: For frequency above 27GHz, the emission was tested 20db below the limit so the data not recorded in the sheet.

CHANNEL BANDWIDTH: 20MHz + 20MHz

CH 42190/42388

MODE	42190/42388	**FREQUENCY RANGE**	Above 1000MHz
ENVIRONMENTAL CONDITIONS	23deg. C, 70%RH	**INPUT POWER**	AC 120V/60HZ
TESTED BY	Jace Hu		
ANTENNA POLARITY & TEST DISTANCE: HORIZONTAL AT 3 M			

	Freq	Level	Read Level	Limit Line	Over Limit	Factor	Remark	Pol/Phase
	MHz	dBm/m	dBm	dBm/m	dB	dB/m		
1	6928.000	-49.70	-61.84	-13.00	-36.70	12.14	Peak	Horizontal
2	PP10380.000	-43.80	-62.50	-13.00	-30.80	18.70	Peak	Horizontal

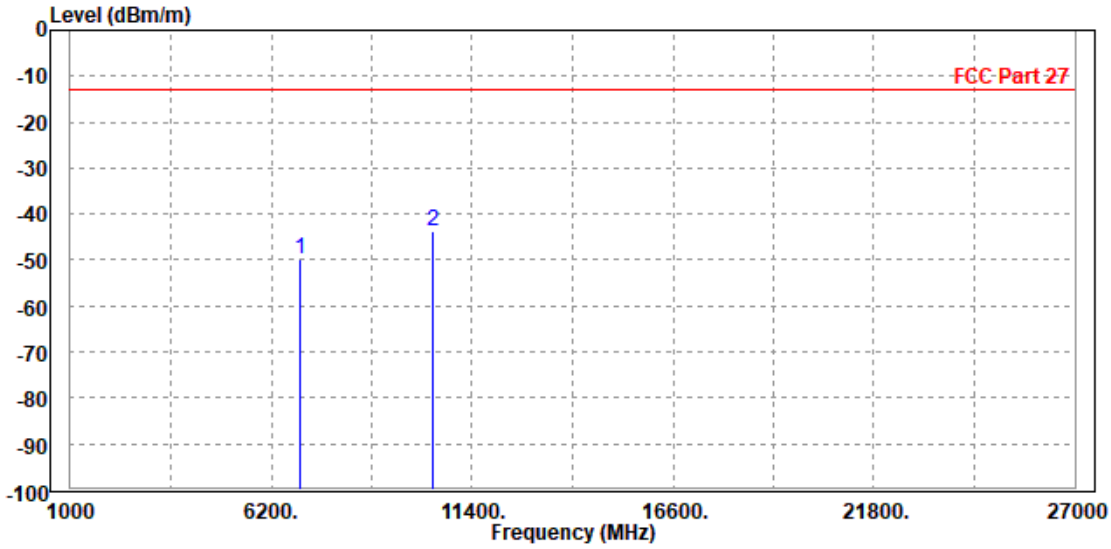

MODE	42190/42388	FREQUENCY RANGE	Above 1000MHz
ENVIRONMENTAL CONDITIONS	23deg. C, 70%RH	INPUT POWER	AC 120V/60HZ
TESTED BY	Jace Hu		
ANTENNA POLARITY & TEST DISTANCE: VERTICAL AT 3 M			

	Freq	Level	Read Level	Limit Line	Over Limit	Factor	Remark	Pol/Phase
	MHz	dBm/m	dBm	dBm/m	dB	dB/m		
1	6920.000	-48.65	-61.34	-13.00	-35.65	12.69	Peak	Vertical
2	PP10386.000	-43.73	-61.64	-13.00	-30.73	17.91	Peak	Vertical

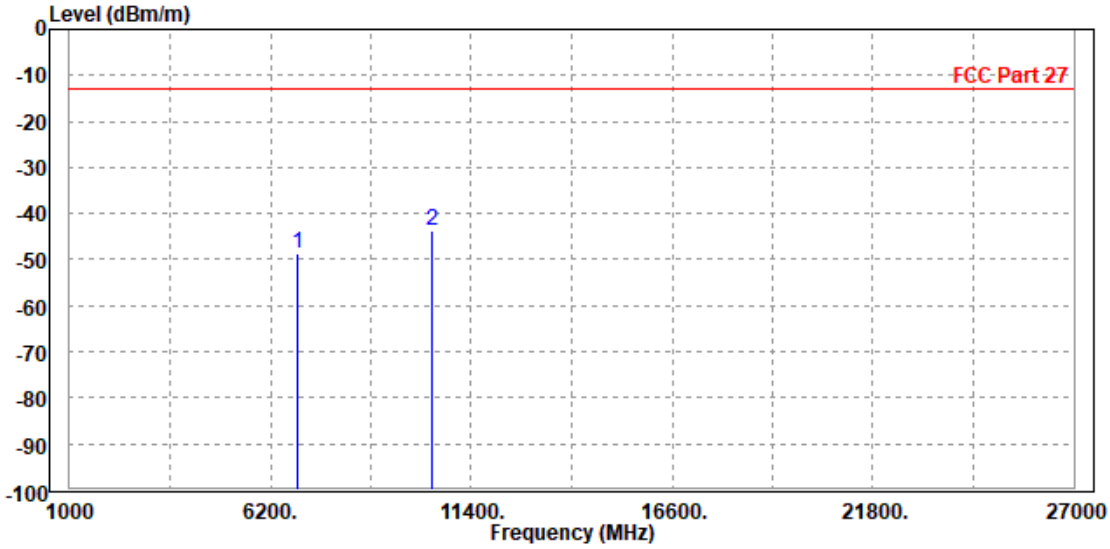

CH 42491/42689

MODE	42491/42689	**FREQUENCY RANGE**	Above 1000MHz
ENVIRONMENTAL CONDITIONS	23deg. C, 70%RH	**INPUT POWER**	AC 120V/60HZ
TESTED BY	Jace Hu		
ANTENNA POLARITY & TEST DISTANCE: HORIZONTAL AT 3 M			

	Freq	Level	Read Level	Limit Line	Over Limit	Factor	Remark	Pol/Phase
	MHz	dBm/m	dBm	dBm/m	dB	dB/m		
1	6980.200	-50.77	-62.98	-13.00	-37.77	12.21	Peak	Horizontal
2	PP10464.000	-42.52	-61.15	-13.00	-29.52	18.63	Peak	Horizontal

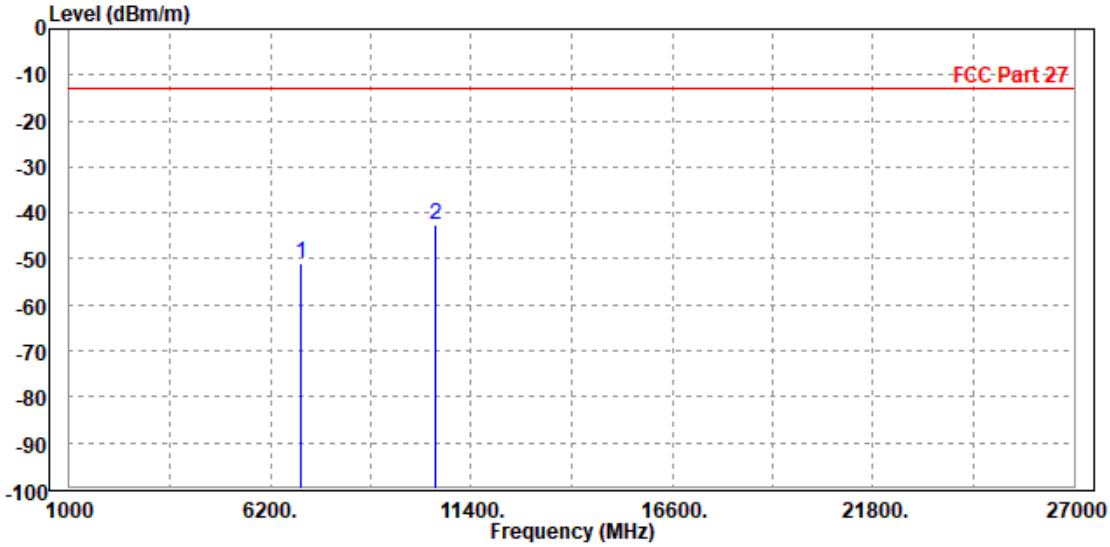

MODE	42491/42689	FREQUENCY RANGE	Above 1000MHz
ENVIRONMENTAL CONDITIONS	23deg. C, 70%RH	INPUT POWER	AC 120V/60HZ
TESTED BY	Jace Hu		
ANTENNA POLARITY & TEST DISTANCE: VERTICAL AT 3 M			

	Freq	Level	Read Level	Limit Line	Over Limit	Factor	Remark	Pol/Phase
	MHz	dBm/m	dBm	dBm/m	dB	dB/m		
1	6980.000	-50.34	-63.06	-13.00	-37.34	12.72	Peak	Vertical
2	PP10470.300	-44.32	-62.23	-13.00	-31.32	17.91	Peak	Vertical

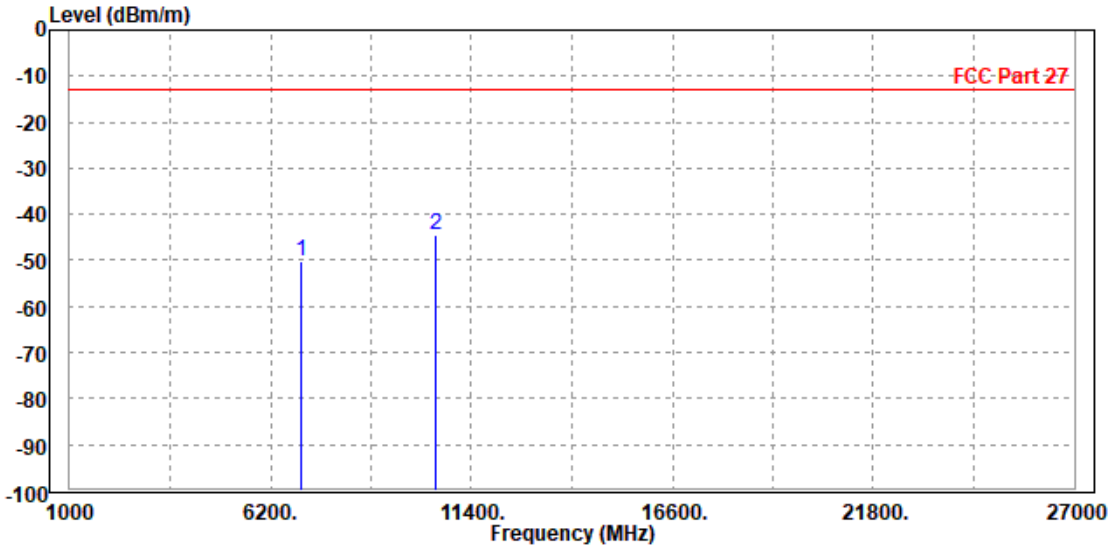

CH 42792/ 42990

MODE	42792/ 42990	**FREQUENCY RANGE**	Above 1000MHz
ENVIRONMENTAL CONDITIONS	23deg. C, 70%RH	**INPUT POWER**	AC 120V/60HZ
TESTED BY	Jace Hu		
ANTENNA POLARITY & TEST DISTANCE: HORIZONTAL AT 3 M			

	Freq	Level	Read Level	Limit Line	Over Limit	Factor	Remark	Pol/Phase
	MHz	dBm/m	dBm	dBm/m	dB	dB/m		
1	7080.000	-51.27	-63.37	-13.00	-38.27	12.10	Peak	Horizontal
2	PP10620.000	-41.12	-60.04	-13.00	-28.12	18.92	Peak	Horizontal

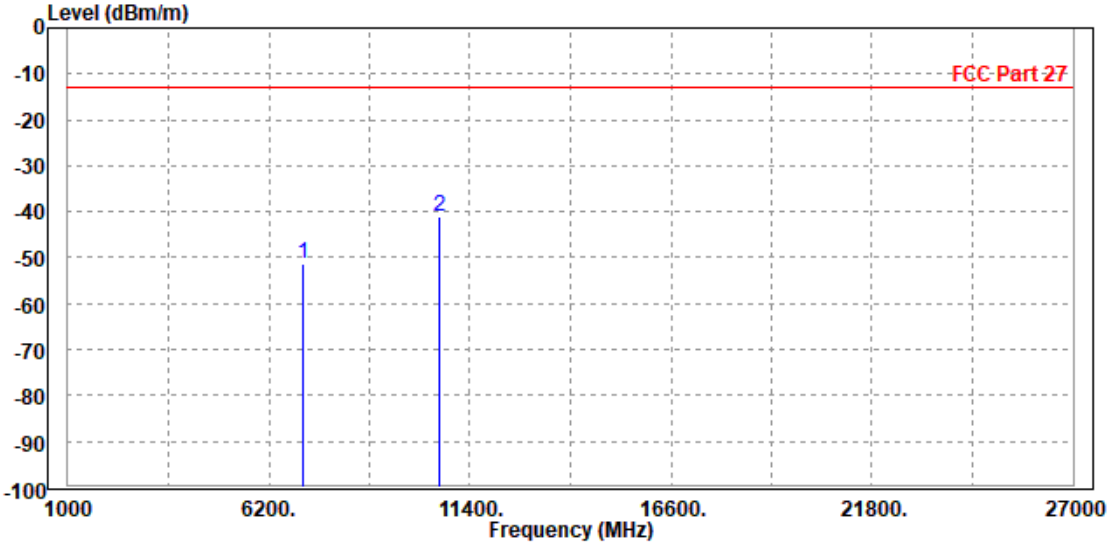

MODE	42792/ 42990	FREQUENCY RANGE	Above 1000MHz
ENVIRONMENTAL CONDITIONS	23deg. C, 70%RH	INPUT POWER	AC 120V/60HZ
TESTED BY	Jace Hu		
ANTENNA POLARITY & TEST DISTANCE: VERTICAL AT 3 M			

	Freq	Level	Read Level	Limit Line	Over Limit	Factor	Remark	Pol/Phase
	MHz	dBm/m	dBm	dBm/m	dB	dB/m		
1	7084.000	-50.04	-63.10	-13.00	-37.04	13.06	Peak	Vertical
2	PP10620.000	-43.68	-62.15	-13.00	-30.68	18.47	Peak	Vertical

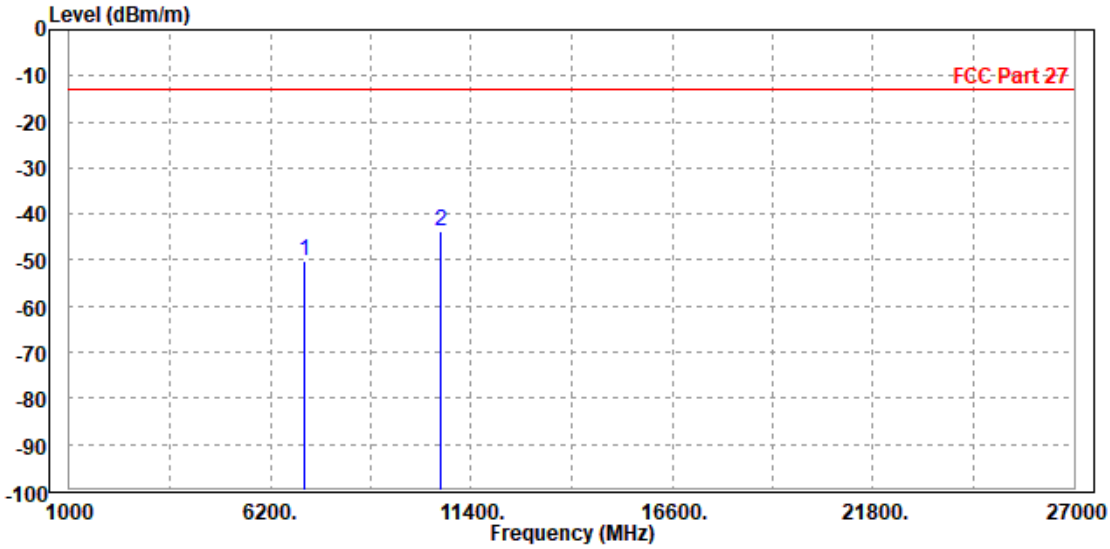

LTE Band CA _43C

Note: For frequency above 27GHz, the emission was tested 20db below the limit so the data not recorded in the sheet.

CHANNEL BANDWIDTH: 20MHz + 20MHz

CH 44690/44888

MODE	44690/ 44888	**FREQUENCY RANGE**	Above 1000MHz
ENVIRONMENTAL CONDITIONS	23deg. C, 70%RH	**INPUT POWER**	AC 120V/60HZ
TESTED BY	Jace Hu		
ANTENNA POLARITY & TEST DISTANCE: HORIZONTAL AT 3 M			

	Freq	Level	Read Level	Limit Line	Over Limit	Factor	Remark	Pol/Phase
	MHz	dBm/m	dBm	dBm/m	dB	dB/m		
1	7420.000	-49.97	-61.52	-13.00	-36.97	11.55	Peak	Horizontal
2	PP11140.000	-41.92	-62.07	-13.00	-28.92	20.15	Peak	Horizontal

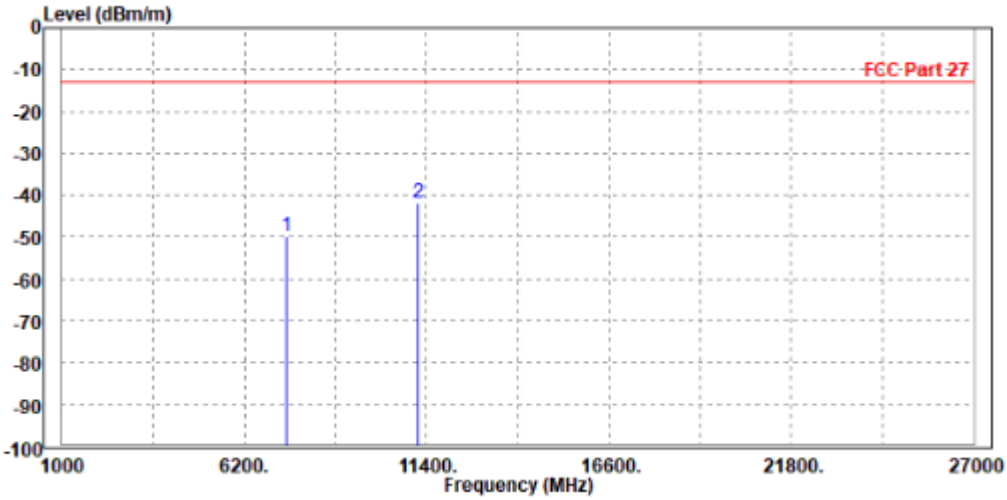

MODE	44690/ 44888	FREQUENCY RANGE	Above 1000MHz
ENVIRONMENTAL CONDITIONS	23deg. C, 70%RH	INPUT POWER	AC 120V/60HZ
TESTED BY	Jace Hu		
ANTENNA POLARITY & TEST DISTANCE: VERTICAL AT 3 M			

	Freq	Level	Read Level	Limit Line	Over Limit	Factor	Remark	Pol/Phase
	MHz	dBm/m	dBm	dBm/m	dB	dB/m		
1	7422.000	-46.91	-61.30	-13.00	-33.91	14.39	Peak	Vertical
2	PP11130.000	-43.32	-62.88	-13.00	-30.32	19.56	Peak	Vertical

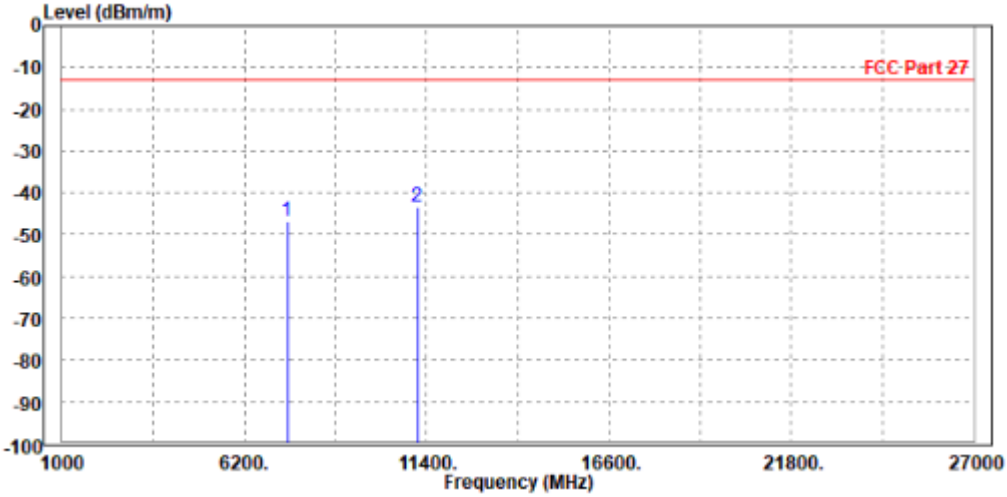

CH 44991/45189

MODE	44991/45189	**FREQUENCY RANGE**	Above 1000MHz
ENVIRONMENTAL CONDITIONS	23deg. C, 70%RH	**INPUT POWER**	AC 120V/60HZ
TESTED BY	Jace Hu		
ANTENNA POLARITY & TEST DISTANCE: HORIZONTAL AT 3 M			

	Freq	Level	Read Level	Limit Line	Over Limit	Factor	Remark	Pol/Phase
	MHz	dBm/m	dBm	dBm/m	dB	dB/m		
1	7480.200	-50.69	-62.14	-13.00	-37.69	11.45	Peak	Horizontal
2	PP11218.000	-41.94	-62.19	-13.00	-28.94	20.25	Peak	Horizontal

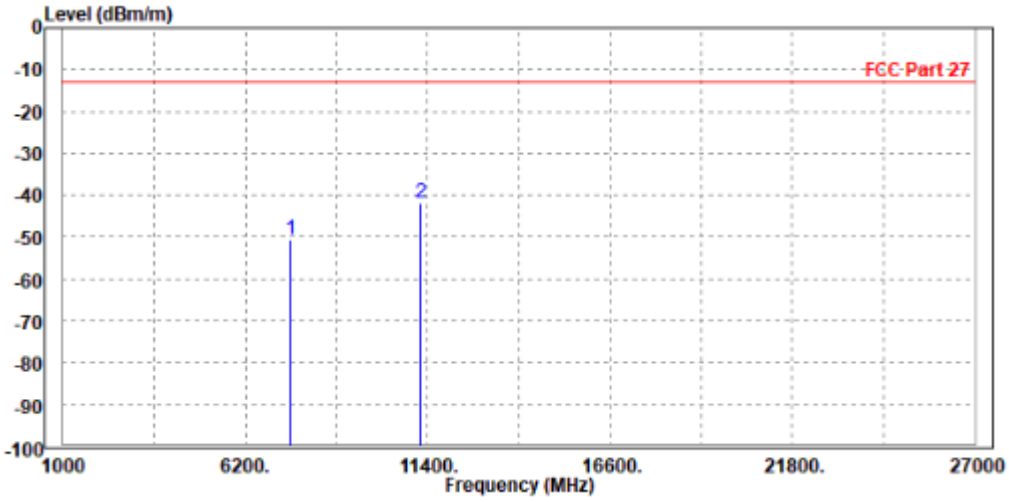

MODE	44991/45189	FREQUENCY RANGE	Above 1000MHz
ENVIRONMENTAL CONDITIONS	23deg. C, 70%RH	INPUT POWER	AC 120V/60HZ
TESTED BY	Jace Hu		
ANTENNA POLARITY & TEST DISTANCE: VERTICAL AT 3 M			

	Freq	Level	Read Level	Limit Line	Over Limit	Factor	Remark	Pol/Phase
	MHz	dBm/m	dBm	dBm/m	dB	dB/m		
1	7474.000	-47.01	-61.60	-13.00	-34.01	14.59	Peak	Vertical
2	PP11220.300	-43.60	-62.67	-13.00	-30.60	19.07	Peak	Vertical

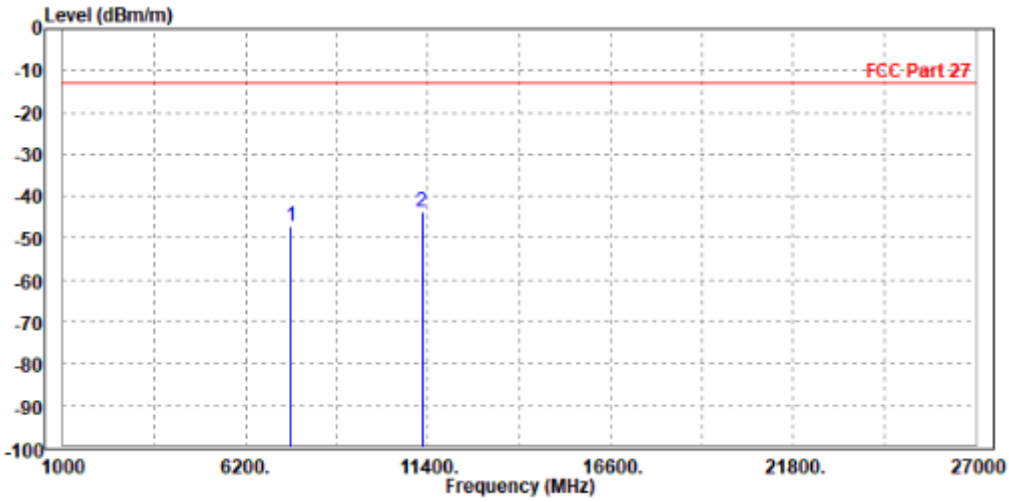

CH 45292/ 45490

MODE	45292/ 45490	**FREQUENCY RANGE**	Above 1000MHz
ENVIRONMENTAL CONDITIONS	23deg. C, 70%RH	**INPUT POWER**	AC 120V/60HZ
TESTED BY	Jace Hu		
ANTENNA POLARITY & TEST DISTANCE: HORIZONTAL AT 3 M			

	Freq	Level	Read Level	Limit Line	Over Limit	Factor	Remark	Pol/Phase
	MHz	dBm/m	dBm	dBm/m	dB	dB/m		
1	7552.000	-50.43	-62.22	-13.00	-37.43	11.79	Peak	Horizontal
2	PP11310.600	-41.65	-62.03	-13.00	-28.65	20.38	Peak	Horizontal

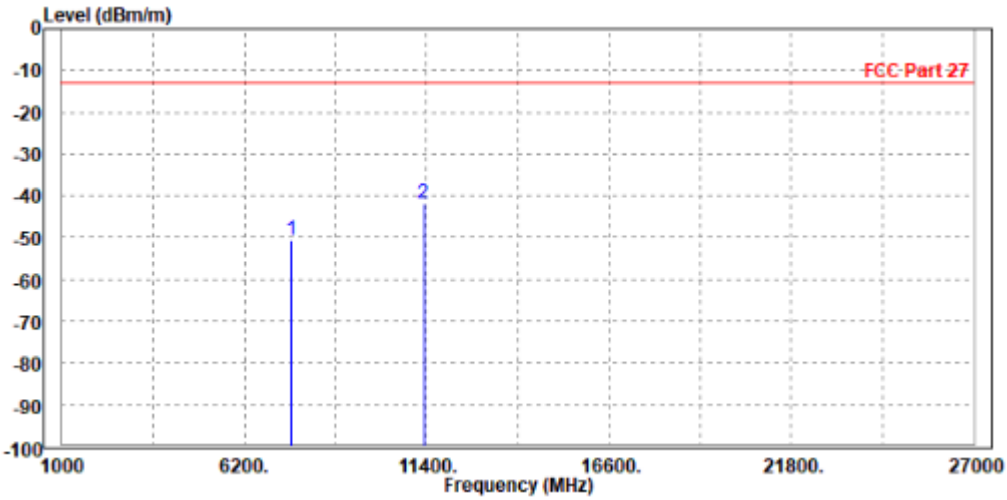

MODE	45292/ 45490	FREQUENCY RANGE	Above 1000MHz
ENVIRONMENTAL CONDITIONS	23deg. C, 70%RH	INPUT POWER	AC 120V/60HZ
TESTED BY	Jace Hu		
ANTENNA POLARITY & TEST DISTANCE: VERTICAL AT 3 M			

	Freq	Level	Read Level	Limit Line	Over Limit	Factor	Remark	Pol/Phase
	MHz	dBm/m	dBm	dBm/m	dB	dB/m		
1	7540.400	-47.79	-62.55	-13.00	-34.79	14.76	Peak	Vertical
2	PP11322.000	-43.94	-62.47	-13.00	-30.94	18.53	Peak	Vertical

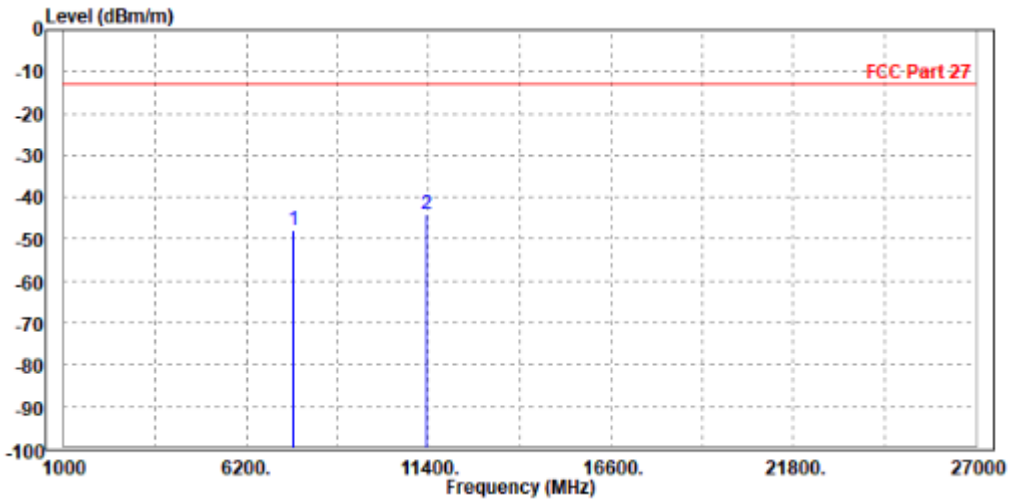

LTE Band CA _66B

CHANNEL BANDWIDTH: 10MHz + 10MHz

CH 132022/132121

MODE	132022/132121	**FREQUENCY RANGE**	Above 1000MHz
ENVIRONMENTAL CONDITIONS	23deg. C, 70%RH	**INPUT POWER**	AC 120V/60HZ
TESTED BY	Jace Hu		
ANTENNA POLARITY & TEST DISTANCE: HORIZONTAL AT 3 M			

	Freq	Level	Read Level	Limit Line	Over Limit	Factor	Remark	Pol/Phase
	MHz	dBm/m	dBm	dBm/m	dB	dB/m		
1	3430.000	-52.29	-59.52	-13.00	-39.29	7.23	Peak	Horizontal
2 PP	5148.000	-48.74	-58.66	-13.00	-35.74	9.92	Peak	Horizontal

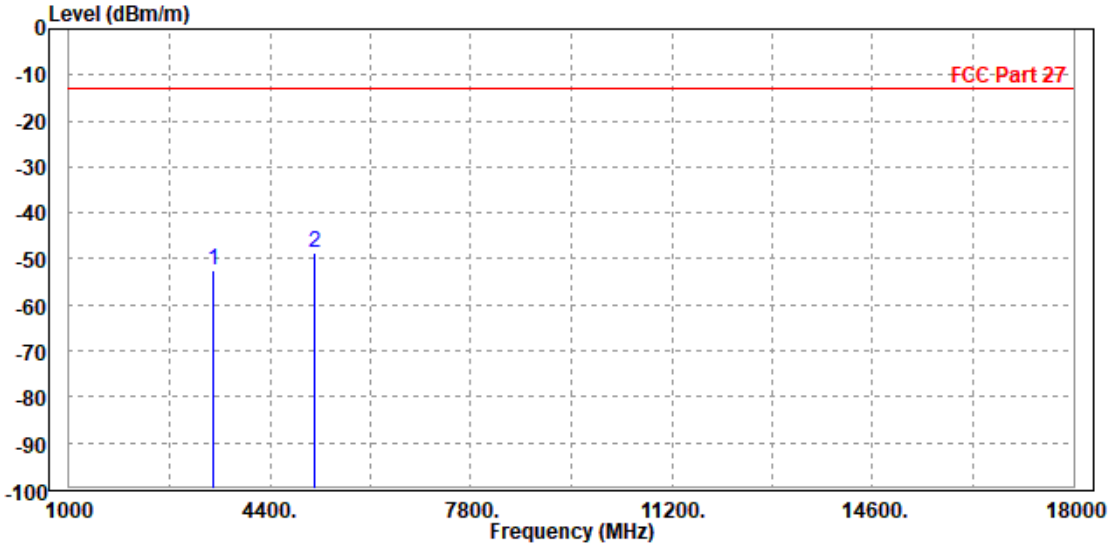

MODE	132022/132121	FREQUENCY RANGE	Above 1000MHz
ENVIRONMENTAL CONDITIONS	23deg. C, 70%RH	INPUT POWER	AC 120V/60HZ
TESTED BY	Jace Hu		
ANTENNA POLARITY & TEST DISTANCE: VERTICAL AT 3 M			

		Freq	Level	Read Level	Limit Line	Over Limit	Factor	Remark	Pol/Phase
		MHz	dBm/m	dBm	dBm/m	dB	dB/m		
1		3431.000	-51.92	-59.13	-13.00	-38.92	7.21	Peak	Vertical
2	PP	5145.000	-48.23	-58.63	-13.00	-35.23	10.40	Peak	Vertical

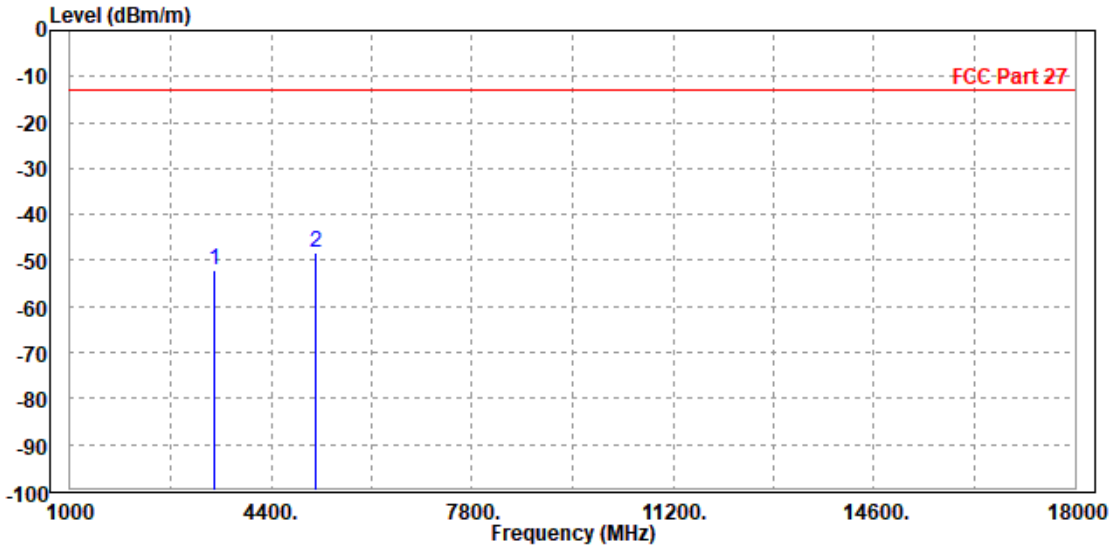

CH 132373/132472

MODE	132373/132472	**FREQUENCY RANGE**	Above 1000MHz
ENVIRONMENTAL CONDITIONS	23deg. C, 70%RH	**INPUT POWER**	AC 120V/60HZ
TESTED BY	Jace Hu		
ANTENNA POLARITY & TEST DISTANCE: HORIZONTAL AT 3 M			

	Freq	Level	Read Level	Limit Line	Over Limit	Factor	Remark	Pol/Phase
	MHz	dBm/m	dBm	dBm/m	dB	dB/m		
1	3499.000	-51.48	-58.80	-13.00	-38.48	7.32	Peak	Horizontal
2 PP	5250.300	-50.26	-60.34	-13.00	-37.26	10.08	Peak	Horizontal

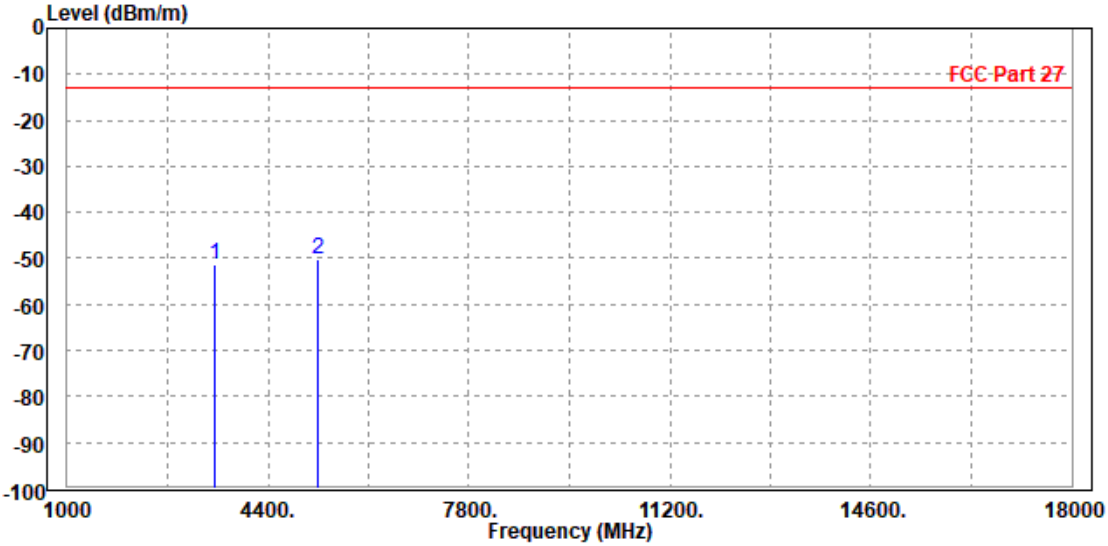

MODE	132373/132472	FREQUENCY RANGE	Above 1000MHz
ENVIRONMENTAL CONDITIONS	23deg. C, 70%RH	INPUT POWER	AC 120V/60HZ
TESTED BY	Jace Hu		
ANTENNA POLARITY & TEST DISTANCE: VERTICAL AT 3 M			

		Freq	Level	Read Level	Limit Line	Over Limit	Factor	Remark	Pol/Phase
		MHz	dBm/m	dBm	dBm/m	dB	dB/m		
1		3500.200	-52.00	-59.32	-13.00	-39.00	7.32	Peak	Vertical
2	PP	5250.000	-49.47	-59.97	-13.00	-36.47	10.50	Peak	Vertical

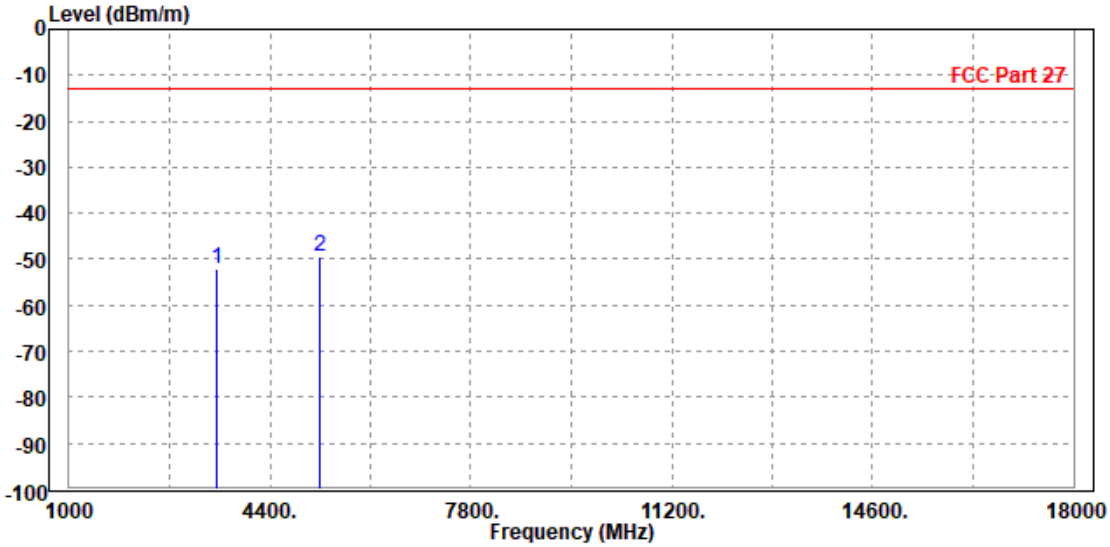

CH 132523/132622

MODE	132523/132622	**FREQUENCY RANGE**	Above 1000MHz
ENVIRONMENTAL CONDITIONS	23deg. C, 70%RH	**INPUT POWER**	AC 120V/60HZ
TESTED BY	Jace Hu		
ANTENNA POLARITY & TEST DISTANCE: HORIZONTAL AT 3 M			

	Freq	Level	Read Level	Limit Line	Over Limit	Factor	Remark	Pol/Phase
	MHz	dBm/m	dBm	dBm/m	dB	dB/m		
1	3533.000	-51.74	-59.15	-13.00	-38.74	7.41	Peak	Horizontal
2 PP	5295.300	-48.27	-58.42	-13.00	-35.27	10.15	Peak	Horizontal

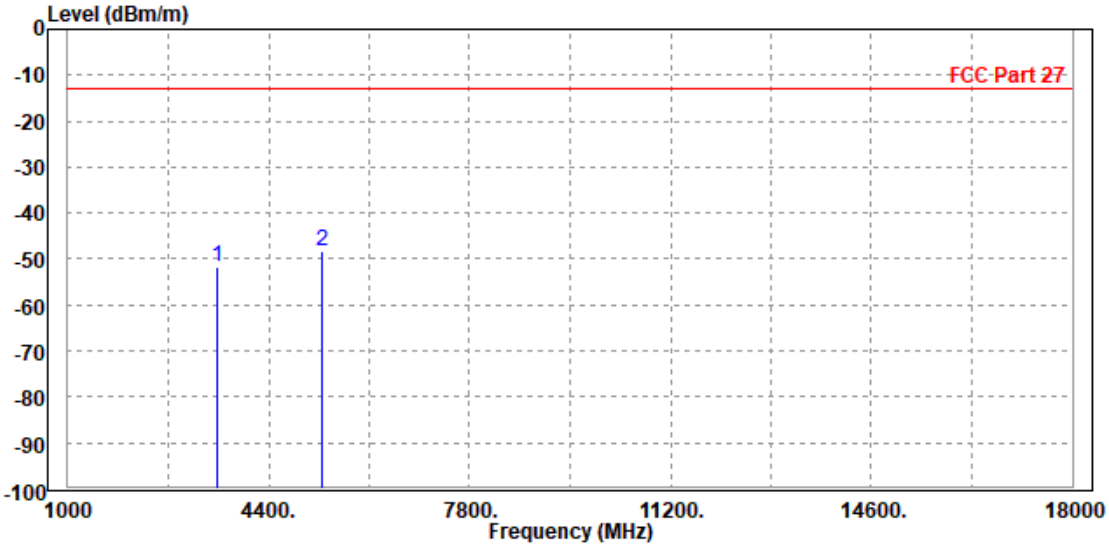

MODE	132523/132622	FREQUENCY RANGE	Above 1000MHz
ENVIRONMENTAL CONDITIONS	23deg. C, 70%RH	INPUT POWER	AC 120V/60HZ
TESTED BY	Jace Hu		
ANTENNA POLARITY & TEST DISTANCE: VERTICAL AT 3 M			

		Freq	Level	Read Level	Limit Line	Over Limit	Factor	Remark	Pol/Phase
		MHz	dBm/m	dBm	dBm/m	dB	dB/m		
1		3530.200	-51.05	-58.41	-13.00	-38.05	7.36	Peak	Vertical
2	PP	5301.000	-48.17	-58.71	-13.00	-35.17	10.54	Peak	Vertical

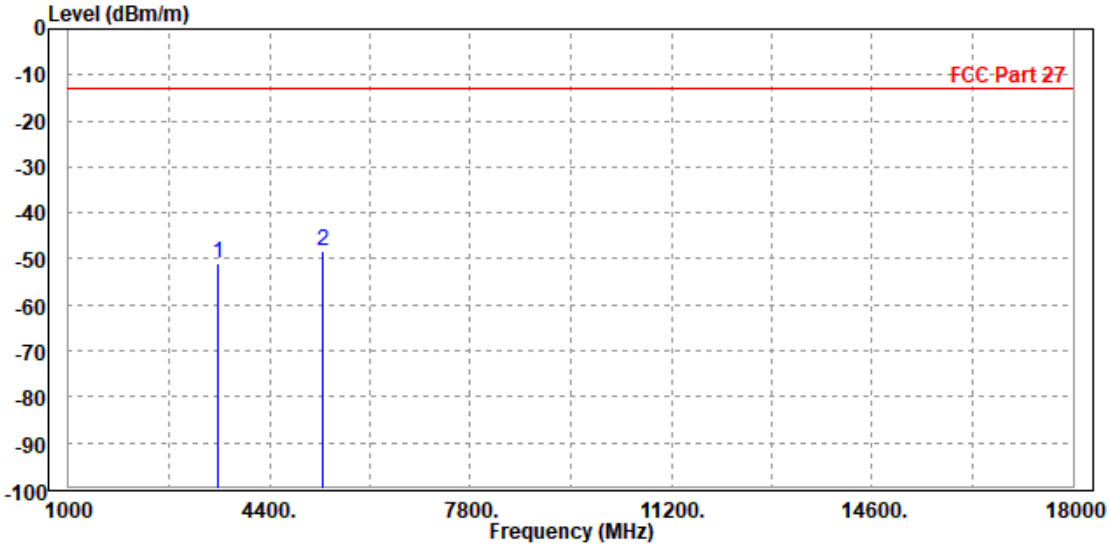

LTE Band CA _66C

CHANNEL BANDWIDTH: 20MHz + 20MHz

CH 132072/132270

MODE	132072/132270	**FREQUENCY RANGE**	Above 1000MHz
ENVIRONMENTAL CONDITIONS	23deg. C, 70%RH	**INPUT POWER**	AC 120V/60HZ
TESTED BY	Jace Hu		
ANTENNA POLARITY & TEST DISTANCE: HORIZONTAL AT 3 M			

	Freq	Level	Read Level	Limit Line	Over Limit	Factor	Remark	Pol/Phase
	MHz	dBm/m	dBm	dBm/m	dB	dB/m		
1	3448.000	-50.82	-58.07	-13.00	-37.82	7.25	Peak	Horizontal
2 PP	5160.000	-49.80	-59.74	-13.00	-36.80	9.94	Peak	Horizontal

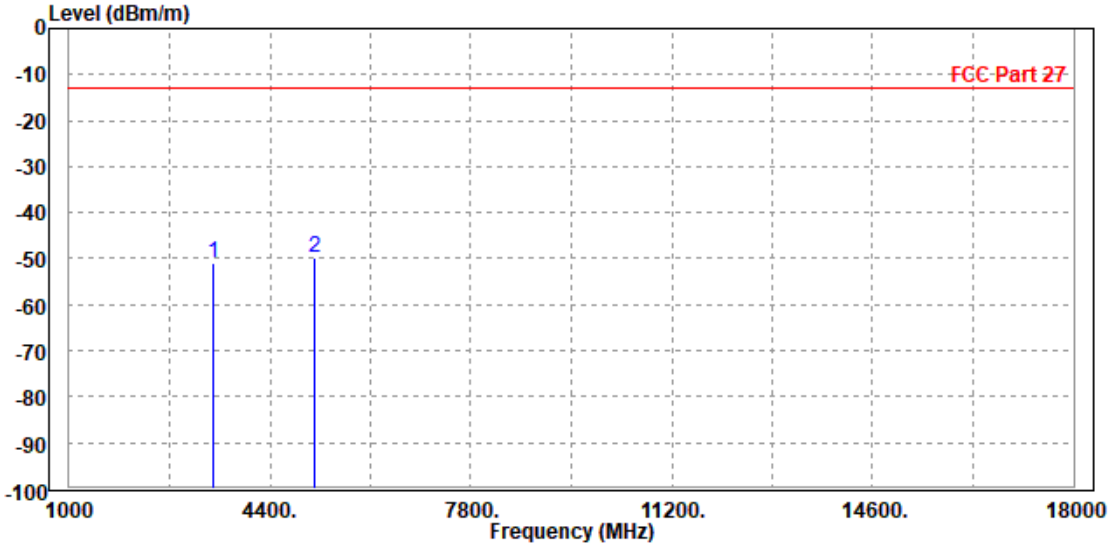

MODE	132072/132270	FREQUENCY RANGE	Above 1000MHz
ENVIRONMENTAL CONDITIONS	23deg. C, 70%RH	INPUT POWER	AC 120V/60HZ
TESTED BY	Jace Hu		
ANTENNA POLARITY & TEST DISTANCE: VERTICAL AT 3 M			

		Freq	Level	Read Level	Limit Line	Over Limit	Factor	Remark	Pol/Phase
		MHz	dBm/m	dBm	dBm/m	dB	dB/m		
1		3440.000	-51.94	-59.16	-13.00	-38.94	7.22	Peak	Vertical
2	PP	5165.000	-48.41	-58.83	-13.00	-35.41	10.42	Peak	Vertical

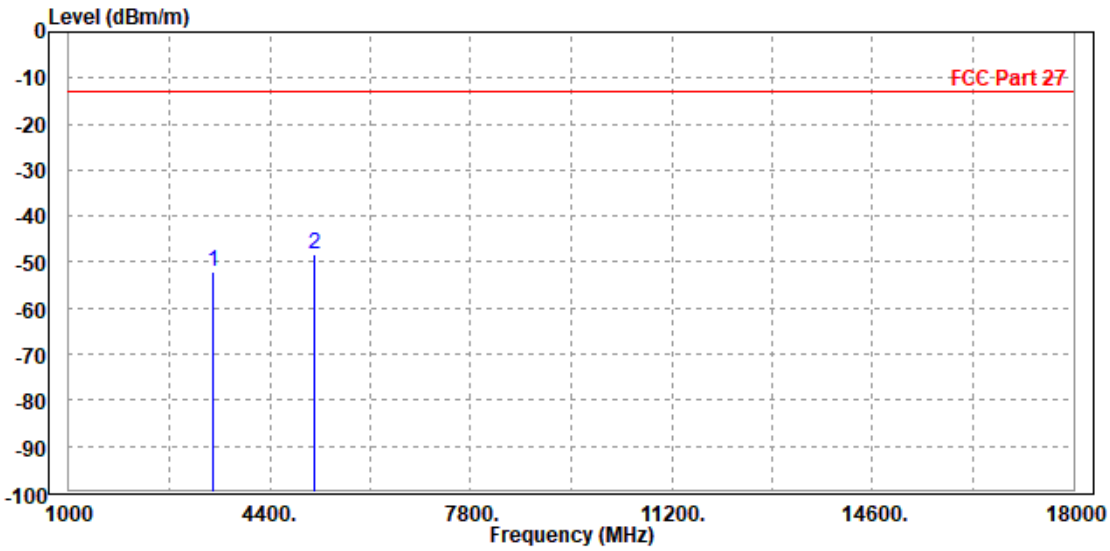

CH 132323/132521

MODE	132323/132521	**FREQUENCY RANGE**	Above 1000MHz
ENVIRONMENTAL CONDITIONS	23deg. C, 70%RH	**INPUT POWER**	AC 120V/60HZ
TESTED BY	Jace Hu		
ANTENNA POLARITY & TEST DISTANCE: HORIZONTAL AT 3 M			

	Freq	Level	Read Level	Limit Line	Over Limit	Factor	Remark	Pol/Phase
	MHz	dBm/m	dBm	dBm/m	dB	dB/m		
1	3490.200	-52.55	-59.86	-13.00	-39.55	7.31	Peak	Horizontal
2 PP	5233.000	-49.90	-59.96	-13.00	-36.90	10.06	Peak	Horizontal

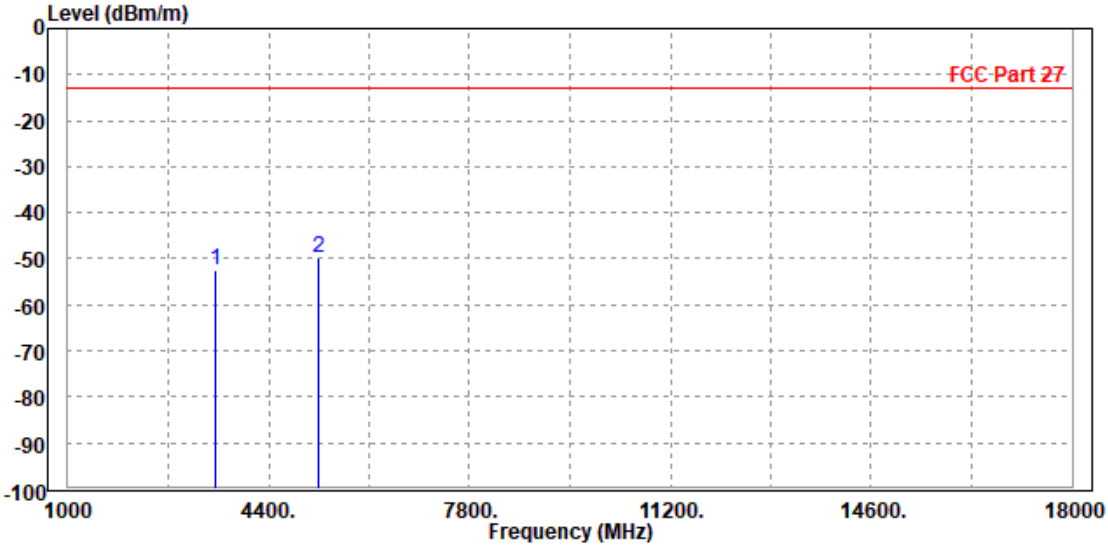

MODE	132323/132521	FREQUENCY RANGE	Above 1000MHz
ENVIRONMENTAL CONDITIONS	23deg. C, 70%RH	INPUT POWER	AC 120V/60HZ
TESTED BY	Jace Hu		
ANTENNA POLARITY & TEST DISTANCE: VERTICAL AT 3 M			

		Freq	Level	Read Level	Limit Line	Over Limit	Factor	Remark	Pol/Phase
		MHz	dBm/m	dBm	dBm/m	dB	dB/m		
1		3482.000	-51.72	-59.01	-13.00	-38.72	7.29	Peak	Vertical
2	PP	5235.300	-48.65	-59.13	-13.00	-35.65	10.48	Peak	Vertical

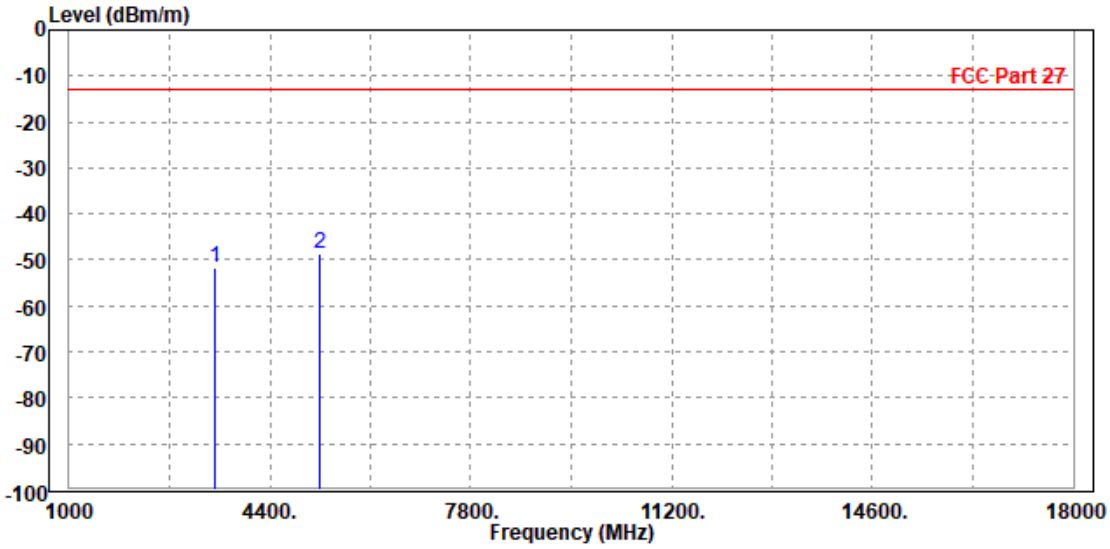

CH 132374/132572

MODE	132374/132572	**FREQUENCY RANGE**	Above 1000MHz
ENVIRONMENTAL CONDITIONS	23deg. C, 70%RH	**INPUT POWER**	AC 120V/60HZ
TESTED BY	Jace Hu		
ANTENNA POLARITY & TEST DISTANCE: HORIZONTAL AT 3 M			

	Freq	Level	Read Level	Limit Line	Over Limit	Factor	Remark	Pol/Phase
	MHz	dBm/m	dBm	dBm/m	dB	dB/m		
1	3500.400	-51.18	-58.50	-13.00	-38.18	7.32	Peak	Horizontal
2 PP	5250.000	-48.12	-58.20	-13.00	-35.12	10.08	Peak	Horizontal

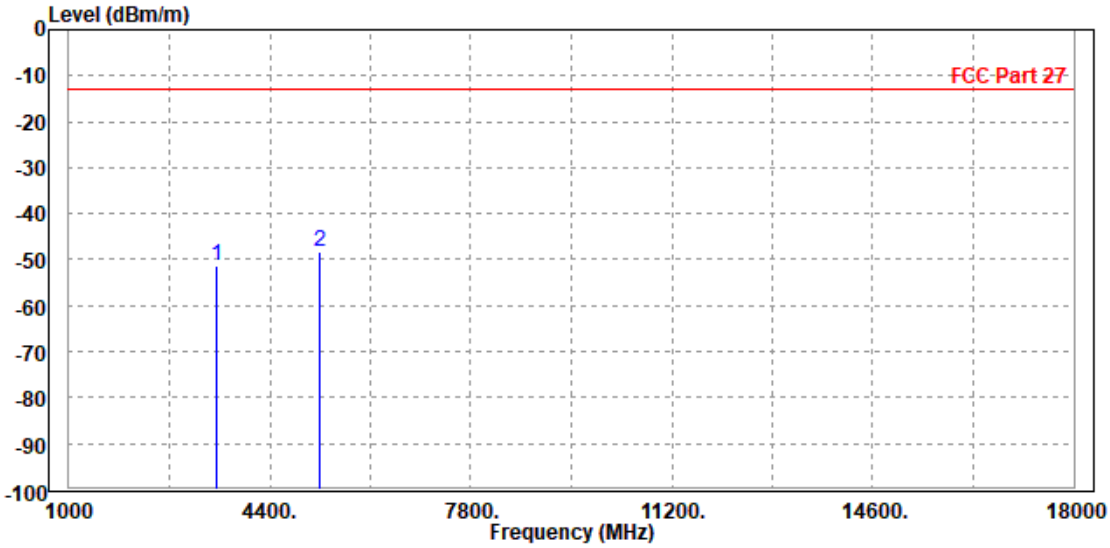

MODE	132374/132572	FREQUENCY RANGE	Above 1000MHz
ENVIRONMENTAL CONDITIONS	23deg. C, 70%RH	INPUT POWER	AC 120V/60HZ
TESTED BY	Jace Hu		
ANTENNA POLARITY & TEST DISTANCE: VERTICAL AT 3 M			

		Freq	Level	Read Level	Limit Line	Over Limit	Factor	Remark	Pol/Phase
		MHz	dBm/m	dBm	dBm/m	dB	dB/m		
1		3499.000	-51.78	-59.10	-13.00	-38.78	7.32	Peak	Vertical
2	PP	5250.600	-49.22	-59.72	-13.00	-36.22	10.50	Peak	Vertical

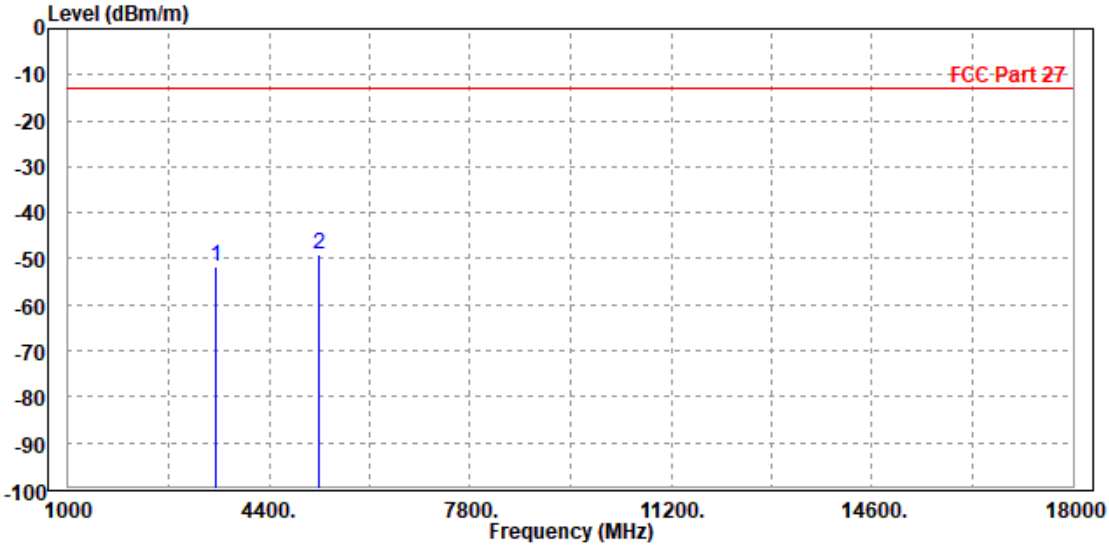

4 INFORMATION ON THE TESTING LABORATORIES

We, BV 7LAYERS COMMUNICATIONS TECHNOLOGY (SHENZHEN) CO. LTD., were founded in 2015 to provide our best service in EMC, Radio, Telecom and Safety consultation. Our laboratories are accredited and approved according to ISO/IEC 17025.

If you have any comments, please feel free to contact us at the following:

Shenzhen EMC/RF Lab:
Tel: +86-755-88696566
Fax: +86-755-88696577

Email: customerservice.sw@cn.bureauveritas.com
Web Site: www.adt.com.tw

The address and road map of all our labs can be found in our web site also.

5 MODIFICATIONS RECORDERS FOR ENGINEERING CHANGES TO THE EUT BY THE LAB

No any modifications are made to the EUT by the lab during the test.

--END--