Annex A: System Check
Tested Model : KO5
Report Number: **WSCT-ANAB-R&E260200022A-SAR**

.

Measurement Report for Device, , , UID 0 -, Channel 0 (750.000MHz)

Device under Test Properties

Model, Manufacturer	Dimensions [mm]	IMEI	DUT Type
Device,	50.0 x 10.0 x 8.0		Dipole

Exposure Conditions

Phantom Section, TSL	Position, Test Distance [mm]	Band	Group, UID	Frequency [MHz], Channel Number	Conversion Factor	TSL Conductivity [S/m]	TSL Permittivity
Flat, Head Simulating Liquid	,		CW, 0--	750.000, 0	9.16	0.885	43.9

Hardware Setup

Phantom	TSL, Measured Date	Probe, Calibration Date	DAE, Calibration Date
Twin-SAM V5.0 (30deg probe tilt) - 2243	HBBL-600-10000 Charge:xxxx, --	EX3DV4 - SN7951, 2025-09-10	DAE4ip Sn1921, 2025-09-04

Scan Setup

	Area Scan	Zoom Scan
Grid Extents [mm]	40.0 x 90.0	30.0 x 30.0 x 30.0
Grid Steps [mm]	10.0 x 15.0	6.0 x 6.0 x 1.5
Sensor Surface [mm]	3.0	1.4
Graded Grid	N/A	Yes
Grading Ratio	N/A	1.5
MAIA	N/A	N/A
Surface Detection	VMS + 6p	VMS + 6p
Scan Method	Measured	Measured

Measurement Results

	Area Scan	Zoom Scan
Date	2026-01-19	2026-01-09
psSAR1g [W/kg]	0.853	0.858
psSAR10g [W/kg]	0.573	0.570
Power Drift [dB]	0.00	0.01
Power Scaling	Disabled	Disabled
Scaling Factor [dB]		
TSL Correction	No correction	No correction
M2/M1 [%]		86.4
Dist 3dB Peak [mm]		22.1

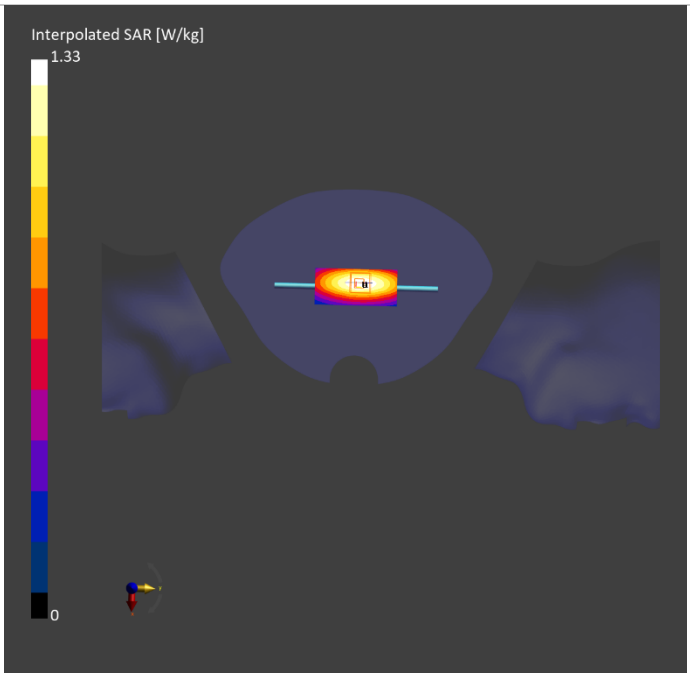

.

Measurement Report for Device, , , UID 0 -, Channel 0 (835.000MHz)

Device under Test Properties

Model, Manufacturer	Dimensions [mm]	IMEI	DUT Type
Device,	50.0 x 10.0 x 8.0		Dipole

Exposure Conditions

Phantom Section, TSL	Position, Test Distance [mm]	Band	Group, UID	Frequency [MHz], Channel Number	Conversion Factor	TSL Conductivity [S/m]	TSL Permittivity
Flat, Head Simulating Liquid	,		CW, 0--	835.000, 0	8.89	0.914	416

Hardware Setup

Phantom	TSL, Measured Date	Probe, Calibration Date	DAE, Calibration Date
Twin-SAM V5.0 (30deg probe tilt) - 2243	HBBL-600-10000 Charge:xxxx, --	EX3DV4 - SN7951, 2025-09-10	DAE4ip Sn1921, 2025-09-04

Scan Setup

	Area Scan	Zoom Scan
Grid Extents [mm]	40.0 x 90.0	30.0 x 30.0 x 30.0
Grid Steps [mm]	10.0 x 15.0	6.0 x 6.0 x 1.5
Sensor Surface [mm]	3.0	1.4
Graded Grid	N/A	Yes
Grading Ratio	N/A	1.5
MAIA	N/A	N/A
Surface Detection	VMS + 6p	VMS + 6p
Scan Method	Measured	Measured

Measurement Results

	Area Scan	Zoom Scan
Date	2026-01-21	2026-01-21
psSAR1g [W/kg]	0.993	0.994
psSAR10g [W/kg]	0.653	0.655
Power Drift [dB]	0.01	0.02
Power Scaling	Disabled	Disabled
Scaling Factor [dB]		
TSL Correction	No correction	No correction
M2/M1 [%]		86.2
Dist 3dB Peak [mm]		16.4

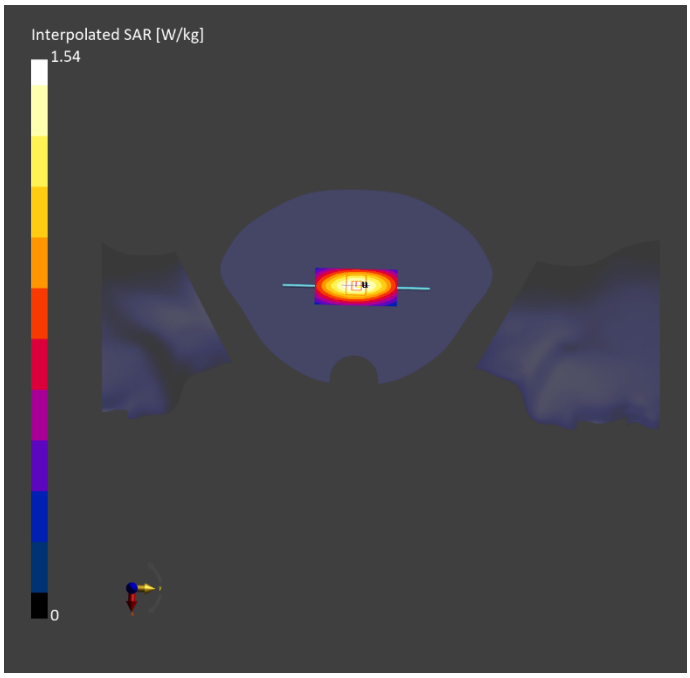

.

Measurement Report for Device, , , UID 0 -, Channel 0 (1750.000MHz)

Device under Test Properties

Model, Manufacturer	Dimensions [mm]	IMEI	DUT Type
Device,	50.0 x 10.0 x 8.0		Dipole

Exposure Conditions

Phantom Section, TSL	Position, Test Distance [mm]	Band	Group, UID	Frequency [MHz], Channel Number	Conversion Factor	TSL Conductivity [S/m]	TSL Permittivity
Flat, Head Simulating Liquid	,		CW, 0--	1750.000, 0	7.6	1.34	41.9

Hardware Setup

Phantom	TSL, Measured Date	Probe, Calibration Date	DAE, Calibration Date
Twin-SAM V5.0 (30deg probe tilt) - 2243	HBBL-600-10000 Charge:xxxx, --	EX3DV4 - SN7951, 2025-09-10	DAE4ip Sn1921, 2025-09-04

Scan Setup

	Area Scan	Zoom Scan
Grid Extents [mm]	40.0 x 90.0	30.0 x 30.0 x 30.0
Grid Steps [mm]	10.0 x 15.0	6.0 x 6.0 x 1.5
Sensor Surface [mm]	3.0	1.4
Graded Grid	N/A	Yes
Grading Ratio	N/A	1.5
MAIA	N/A	N/A
Surface Detection	VMS + 6p	VMS + 6p
Scan Method	Measured	Measured

Measurement Results

	Area Scan	Zoom Scan
Date	2026-01-23	2026-01-23
psSAR1g [W/kg]	3.62	3.62
psSAR10g [W/kg]	1.92	1.95
Power Drift [dB]	0.01	0.00
Power Scaling	Disabled	Disabled
Scaling Factor [dB]		
TSL Correction	No correction	No correction
M2/M1 [%]		83.2
Dist 3dB Peak [mm]		10.8

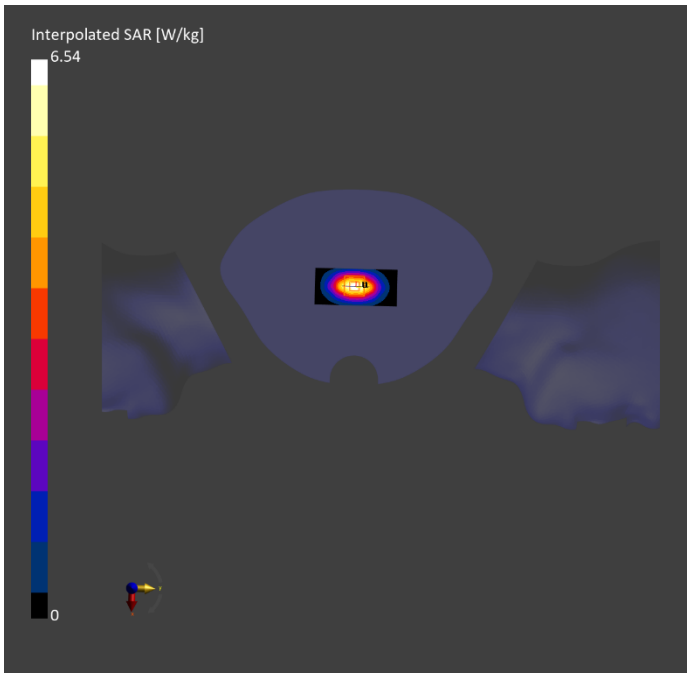

.

Measurement Report for Device, , , UID 0 -, Channel 0 (1900.000MHz)

Device under Test Properties

Model, Manufacturer	Dimensions [mm]	IMEI	DUT Type
Device,	50.0 x 10.0 x 8.0		Dipole

Exposure Conditions

Phantom Section, TSL	Position, Test Distance [mm]	Band	Group, UID	Frequency [MHz], Channel Number	Conversion Factor	TSL Conductivity [S/m]	TSL Permittivity
Flat, Head Simulating Liquid	,		CW, 0--	1900.000, 0	7.33	1.44	41.7

Hardware Setup

Phantom	TSL, Measured Date	Probe, Calibration Date	DAE, Calibration Date
Twin-SAM V5.0 (30deg probe tilt) - 2243	HBBL-600-10000 Charge:xxxx, --	EX3DV4 - SN7951, 2025-09-10	DAE4ip Sn1921, 2025-09-04

Scan Setup

	Area Scan	Zoom Scan
Grid Extents [mm]	40.0 x 90.0	30.0 x 30.0 x 30.0
Grid Steps [mm]	10.0 x 15.0	6.0 x 6.0 x 1.5
Sensor Surface [mm]	3.0	1.4
Graded Grid	N/A	Yes
Grading Ratio	N/A	1.5
MAIA	N/A	N/A
Surface Detection	VMS + 6p	VMS + 6p
Scan Method	Measured	Measured

Measurement Results

	Area Scan	Zoom Scan
Date	2026-01-26	2026-01-26
psSAR1g [W/kg]	4.01	4.04
psSAR10g [W/kg]	2.10	2.11
Power Drift [dB]	-0.01	0.02
Power Scaling	Disabled	Disabled
Scaling Factor [dB]		
TSL Correction	No correction	No correction
M2/M1 [%]		83.0
Dist 3dB Peak [mm]		9.6

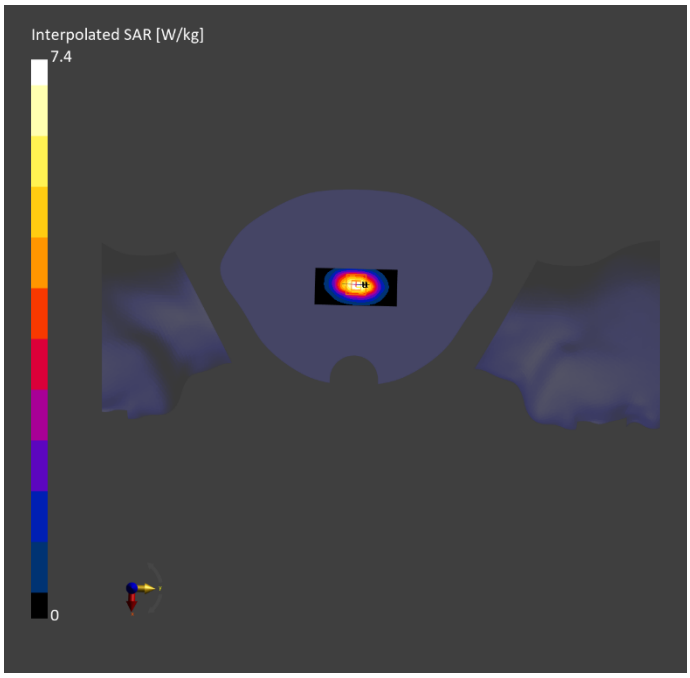

.

Measurement Report for Device, , , UID 0 , Channel 0 (2450.000MHz)

Device under Test Properties

Model, Manufacturer	Dimensions [mm]	IMEI	DUT Type
Device,	50.0 x 10.0 x 8.0		Dipole

Exposure Conditions

Phantom Section, TSL	Position, Test Distance [mm]	Band	Group, UID	Frequency [MHz], Channel Number	Conversion Factor	TSL Conductivity [S/m]	TSL Permittivity
Flat, Head Simulating Liquid	,		CW, 0--	2450.000, 0	6.94	1.82	41.0

Hardware Setup

Phantom	TSL, Measured Date	Probe, Calibration Date	DAE, Calibration Date
Twin-SAM V5.0 (30deg probe tilt) - 2243	HBBL-600-10000 Charge:xxxx,	EX3DV4 - SN7951, 2025-09-10	DAE4ip Sn1921, 2025-09-04

Scan Setup

	Area Scan	Zoom Scan
Grid Extents [mm]	40.0 x 80.0	30.0 x 30.0 x 30.0
Grid Steps [mm]	10.0 x 10.0	5.0 x 5.0 x 1.5
Sensor Surface [mm]	3.0	1.4
Graded Grid	N/A	Yes
Grading Ratio	N/A	1.5
MAIA	N/A	N/A
Surface Detection	VMS + 6p	VMS + 6p
Scan Method	Measured	Measured

Measurement Results

	Area Scan	Zoom Scan
Date	2026-03-11	2026-03-11
psSAR1g [W/kg]	5.18	5.36
psSAR10g [W/kg]	2.40	2.52
Power Drift [dB]	-0.06	0.03
Power Scaling	Disabled	Disabled
Scaling Factor [dB]		
TSL Correction	No correction	No correction
M2/M1 [%]		83.4
Dist 3dB Peak [mm]		9.0

Warning(s) / Error(s)

Details	Area Scan	Zoom Scan
Warning(s)		
Error(s)		

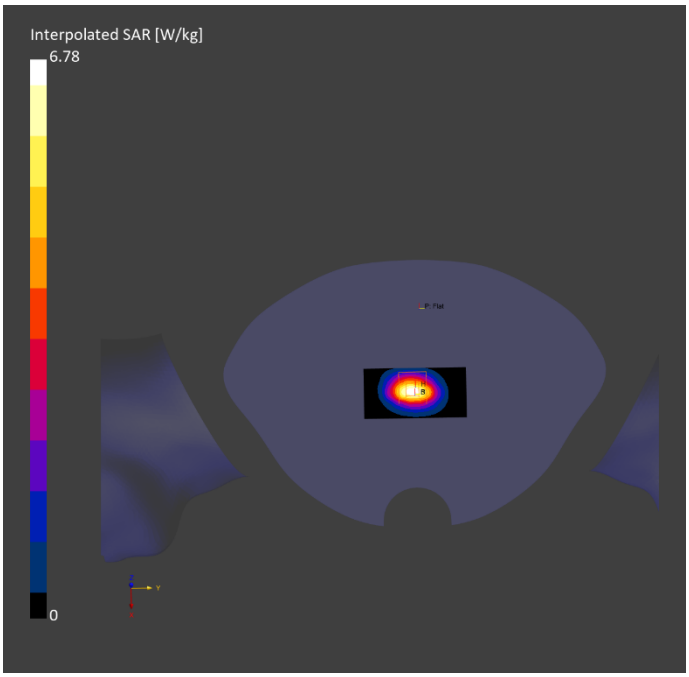

.

Measurement Report for Device, , , UID 0 -, Channel 0 (2550.000MHz)

Device under Test Properties

Model, Manufacturer	Dimensions [mm]	IMEI	DUT Type
Device,	50.0 x 10.0 x 8.0		Dipole

Exposure Conditions

Phantom Section, TSL	Position, Test Distance [mm]	Band	Group, UID	Frequency [MHz], Channel Number	Conversion Factor	TSL Conductivity [S/m]	TSL Permittivity
Flat, Head Simulating Liquid	,		CW, 0--	2550.000, 0	6.94	1.90	40.8

Hardware Setup

Phantom	TSL, Measured Date	Probe, Calibration Date	DAE, Calibration Date
Twin-SAM V5.0 (30deg probe tilt) - 2243	HBBL-600-10000 Charge:xxxx, --	EX3DV4 - SN7951, 2025-09-10	DAE4ip Sn1921, 2025-09-04

Scan Setup

	Area Scan	Zoom Scan
Grid Extents [mm]	40.0 x 80.0	30.0 x 30.0 x 30.0
Grid Steps [mm]	10.0 x 10.0	5.0 x 5.0 x 1.5
Sensor Surface [mm]	3.0	1.4
Graded Grid	N/A	Yes
Grading Ratio	N/A	1.5
MAIA	N/A	N/A
Surface Detection	VMS + 6p	VMS + 6p
Scan Method	Measured	Measured

Measurement Results

	Area Scan	Zoom Scan
Date	2026-01-30	2026-01-30
psSAR1g [W/kg]	5.48	5.58
psSAR10g [W/kg]	2.53	2.56
Power Drift [dB]	0.00	0.01
Power Scaling	Disabled	Disabled
Scaling Factor [dB]		
TSL Correction	No correction	No correction
M2/M1 [%]		80.5
Dist 3dB Peak [mm]		9.0

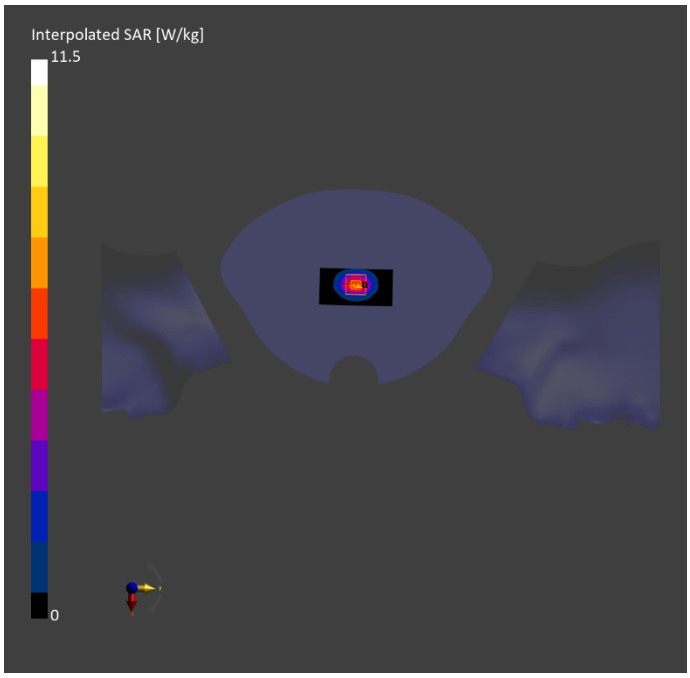

.

Measurement Report for Device, , , UID 0 , Channel 0 (2600.000MHz)

Device under Test Properties

Model, Manufacturer	Dimensions [mm]	IMEI	DUT Type
Device,	50.0 x 10.0 x 8.0		Dipole

Exposure Conditions

Phantom Section, TSL	Position, Test Distance [mm]	Band	Group, UID	Frequency [MHz], Channel Number	Conversion Factor	TSL Conductivity [S/m]	TSL Permittivity
Flat, Head Simulating Liquid	,		CW, 0--	2600.000, 0	6.79	1.94	40.7

Hardware Setup

Phantom	TSL, Measured Date	Probe, Calibration Date	DAE, Calibration Date
Twin-SAM V5.0 (30deg probe tilt) - 2243	HBBL-600-10000 Charge:xxxx,	EX3DV4 - SN7951, 2025-09-10	DAE4ip Sn1921, 2025-09-04

Scan Setup

	Area Scan	Zoom Scan
Grid Extents [mm]	40.0 x 80.0	30.0 x 30.0 x 30.0
Grid Steps [mm]	10.0 x 10.0	5.0 x 5.0 x 1.5
Sensor Surface [mm]	3.0	1.4
Graded Grid	N/A	Yes
Grading Ratio	N/A	1.5
MAIA	N/A	N/A
Surface Detection	VMS + 6p	VMS + 6p
Scan Method	Measured	Measured

Measurement Results

	Area Scan	Zoom Scan
Date	2026-03-12	2026-03-12
psSAR1g [W/kg]	5.40	5.59
psSAR10g [W/kg]	2.43	2.56
Power Drift [dB]	-0.05	0.04
Power Scaling	Disabled	Disabled
Scaling Factor [dB]		
TSL Correction	No correction	No correction
M2/M1 [%]		82.9
Dist 3dB Peak [mm]		9.0

Warning(s) / Error(s)
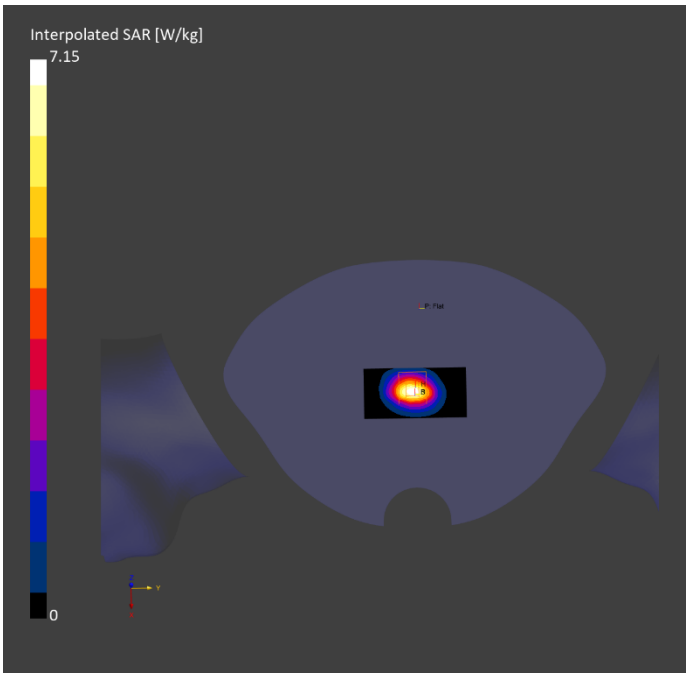
Details	Area Scan	Zoom Scan
Warning(s)		
Error(s)