Test Plot 1#: GSM 850_Head Left Cheek_Middle

DUT: Mobile Phone; Type: A666LN; Serial: 2BZF-3

Communication System: Generic GSM; Frequency: 836.6 MHz;Duty Cycle: 1:8
Medium parameters used (interpolated): f = 836.6 MHz; σ = 0.943 S/m; ε_r = 40.86; ρ = 1000 kg/m^3
Phantom section: Left Section

DASY5 Configuration:

- Probe: EX3DV4 - SN7522; ConvF(9.9, 9.9, 9.9) @ 836.6 MHz; Calibrated: 2023/5/29
- Sensor-Surface: 1.4mm (Mechanical Surface Detection)
- Electronics: DAE4 Sn1354; Calibrated: 2022/10/31
- Phantom: Twin SAM V5.0; Type: QD000P40CD; Serial: TP:1470
- Measurement SW: DASY52, Version 52.10 (2); SEMCAD X Version 14.6.12 (7470)

Area Scan (8x8x1): Measurement grid: dx=15mm, dy=15mm
Maximum value of SAR (measured) = 0.395 W/kg

Zoom Scan (5x5x7)/Cube 0: Measurement grid: dx=8mm, dy=8mm, dz=5mm
Reference Value = 21.89 V/m; Power Drift = -0.10 dB
Peak SAR (extrapolated) = 0.452 W/kg
SAR(1 g) = 0.319 W/kg; SAR(10 g) = 0.216 W/kg
Maximum value of SAR (measured) = 0.399 W/kg



0 dB = 0.399 W/kg = -3.99 dBW/kg

Test Plot 2#: GSM 850_Head Left Tilt_Middle

DUT: Mobile Phone; Type: A666LN; Serial: 2BZF-3

Communication System: Generic GSM; Frequency: 836.6 MHz;Duty Cycle: 1:8
Medium parameters used (interpolated): f = 836.6 MHz; σ = 0.943 S/m; ε_r = 40.86; ρ = 1000 kg/m^3
Phantom section: Left Section

DASY5 Configuration:

- Probe: EX3DV4 - SN7522; ConvF(9.9, 9.9, 9.9) @ 836.6 MHz; Calibrated: 2023/5/29
- Sensor-Surface: 1.4mm (Mechanical Surface Detection)
- Electronics: DAE4 Sn1354; Calibrated: 2022/10/31
- Phantom: Twin SAM V5.0; Type: QD000P40CD; Serial: TP:1470
- Measurement SW: DASY52, Version 52.10 (2); SEMCAD X Version 14.6.12 (7470)

Area Scan (8x8x1): Measurement grid: dx=15mm, dy=15mm
Maximum value of SAR (measured) = 0.455 W/kg

Zoom Scan (5x5x7)/Cube 0: Measurement grid: dx=8mm, dy=8mm, dz=5mm
Reference Value = 23.69 V/m; Power Drift = -0.11 dB
Peak SAR (extrapolated) = 0.514 W/kg
SAR(1 g) = 0.330 W/kg; SAR(10 g) = 0.213 W/kg
Maximum value of SAR (measured) = 0.442 W/kg

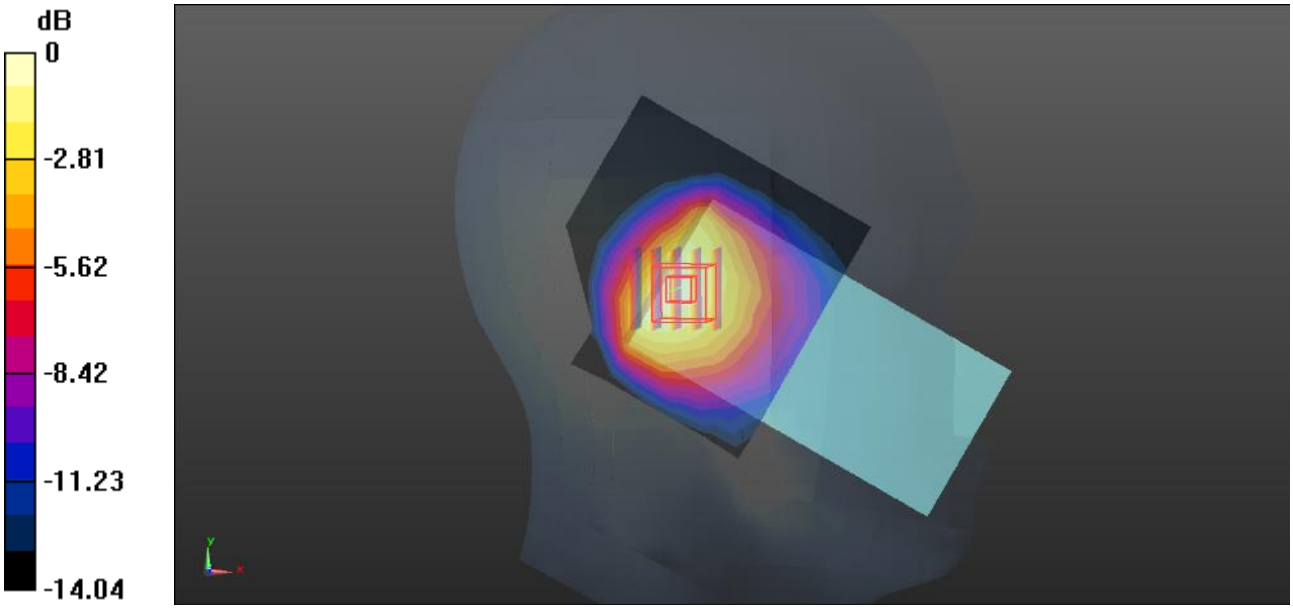

0 dB = 0.442 W/kg = -3.55 dBW/kg

Test Plot 3#: GSM 850_Head Right Cheek_Middle

DUT: Mobile Phone; Type: A666LN; Serial: 2BZF-3

Communication System: Generic GSM; Frequency: 836.6 MHz;Duty Cycle: 1:8
Medium parameters used (interpolated): f = 836.6 MHz; σ = 0.943 S/m; ε_r = 40.86; ρ = 1000 kg/m^3
Phantom section: Right Section

DASY5 Configuration:

- Probe: EX3DV4 - SN7522; ConvF(9.9, 9.9, 9.9) @ 836.6 MHz; Calibrated: 2023/5/29
- Sensor-Surface: 1.4mm (Mechanical Surface Detection)
- Electronics: DAE4 Sn1354; Calibrated: 2022/10/31
- Phantom: Twin SAM V5.0; Type: QD000P40CD; Serial: TP:1470
- Measurement SW: DASY52, Version 52.10 (2); SEMCAD X Version 14.6.12 (7470)

Area Scan (8x10x1): Measurement grid: dx=15mm, dy=15mm
Maximum value of SAR (measured) = 0.112 W/kg

Zoom Scan (5x5x7)/Cube 0: Measurement grid: dx=8mm, dy=8mm, dz=5mm
Reference Value = 4.212 V/m; Power Drift = -0.19 dB
Peak SAR (extrapolated) = 0.115 W/kg
SAR(1 g) = 0.097 W/kg; SAR(10 g) = 0.076 W/kg
Maximum value of SAR (measured) = 0.109 W/kg



0 dB = 0.109 W/kg = -9.63 dBW/kg

Test Plot 4#: GSM 850_Head Right Tilt_Middle

DUT: Mobile Phone; Type: A666LN; Serial: 2BZF-3

Communication System: Generic GSM; Frequency: 836.6 MHz;Duty Cycle: 1:8
Medium parameters used (interpolated): f = 836.6 MHz; σ = 0.943 S/m; ε_r = 40.86; ρ = 1000 kg/m^3
Phantom section: Right Section

DASY5 Configuration:

- Probe: EX3DV4 - SN7522; ConvF(9.9, 9.9, 9.9) @ 836.6 MHz; Calibrated: 2023/5/29
- Sensor-Surface: 1.4mm (Mechanical Surface Detection)
- Electronics: DAE4 Sn1354; Calibrated: 2022/10/31
- Phantom: Twin SAM V5.0; Type: QD000P40CD; Serial: TP:1470
- Measurement SW: DASY52, Version 52.10 (2); SEMCAD X Version 14.6.12 (7470)

Area Scan (8x10x1): Measurement grid: dx=15mm, dy=15mm
Maximum value of SAR (measured) = 0.506 W/kg

Zoom Scan (5x5x7)/Cube 0: Measurement grid: dx=8mm, dy=8mm, dz=5mm
Reference Value = 18.96 V/m; Power Drift = -0.01 dB
Peak SAR (extrapolated) = 0.908 W/kg
SAR(1 g) = 0.415 W/kg; SAR(10 g) = 0.229 W/kg
Maximum value of SAR (measured) = 0.691 W/kg

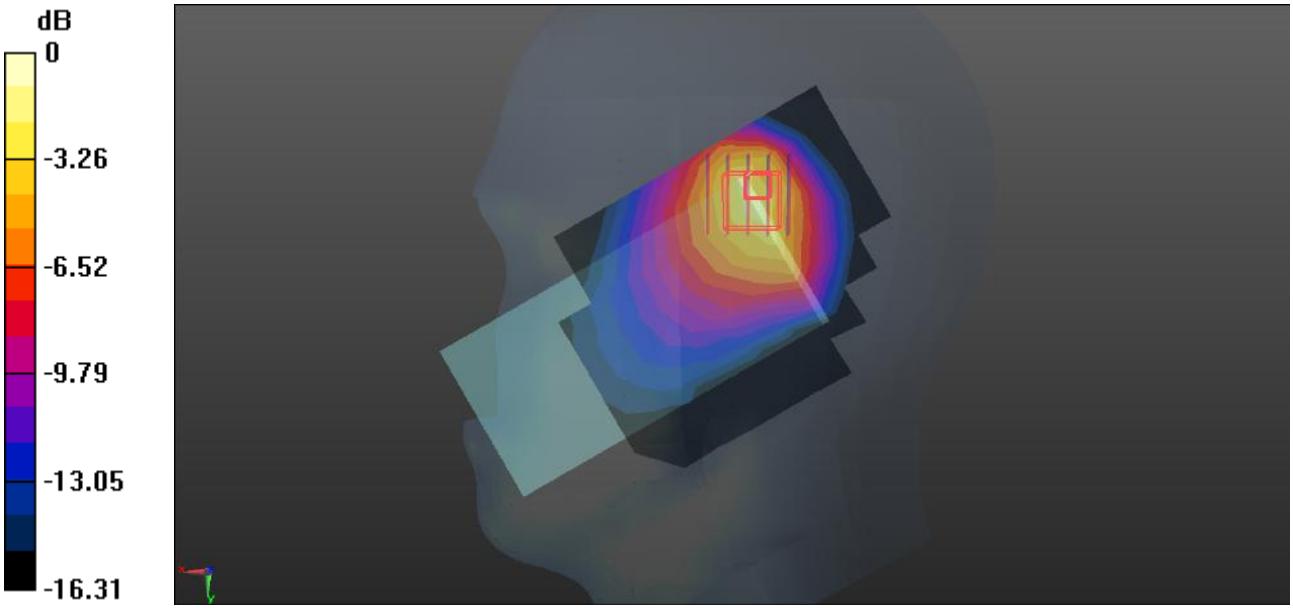

0 dB = 0.691 W/kg = -1.61 dBW/kg

Test Plot 5#: GSM 850_Body Worn Back_Middle

DUT: Mobile Phone; Type: A666LN; Serial: 2BZF-3

Communication System: Generic GSM; Frequency: 836.6 MHz;Duty Cycle: 1:8
Medium parameters used (interpolated): f = 836.6 MHz; σ = 0.943 S/m; ε_r = 40.86; ρ = 1000 kg/m^3
Phantom section: Flat Section

DASY5 Configuration:

- Probe: EX3DV4 - SN7522; ConvF(9.9, 9.9, 9.9) @ 836.6 MHz; Calibrated: 2023/5/29
- Sensor-Surface: 1.4mm (Mechanical Surface Detection)
- Electronics: DAE4 Sn1354; Calibrated: 2022/10/31
- Phantom: Twin SAM V5.0; Type: QD000P40CD; Serial: TP:1470
- Measurement SW: DASY52, Version 52.10 (2); SEMCAD X Version 14.6.12 (7470)

Area Scan (8x10x1): Measurement grid: dx=15mm, dy=15mm
Maximum value of SAR (measured) = 0.188 W/kg

Zoom Scan (5x5x7)/Cube 0: Measurement grid: dx=8mm, dy=8mm, dz=5mm
Reference Value = 13.88 V/m; Power Drift = -0.17 dB
Peak SAR (extrapolated) = 0.324 W/kg
SAR(1 g) = 0.068 W/kg; SAR(10 g) = 0.038 W/kg
Maximum value of SAR (measured) = 0.292 W/kg

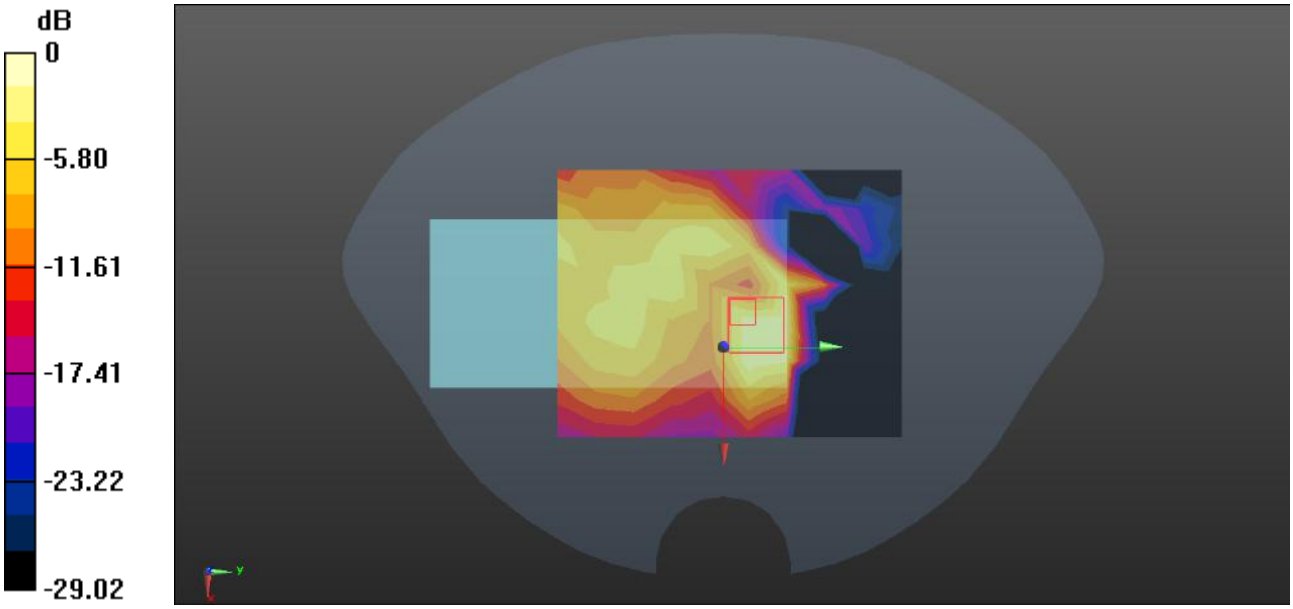

0 dB = 0.292 W/kg = -5.35 dBW/kg

Test Plot 6#: GSM 850_Body Front_Middle

DUT: Mobile Phone; Type: A666LN; Serial: 2BZF-3

Communication System: Generic GPRS-2 slots; Frequency: 836.6 MHz;Duty Cycle: 1:4
Medium parameters used (interpolated): f = 836.6 MHz; σ = 0.943 S/m; ε_r = 40.86; ρ = 1000 kg/m^3
Phantom section: Flat Section

DASY5 Configuration:

- Probe: EX3DV4 - SN7522; ConvF(9.9, 9.9, 9.9) @ 836.6 MHz; Calibrated: 2023/5/29
- Sensor-Surface: 1.4mm (Mechanical Surface Detection)
- Electronics: DAE4 Sn1354; Calibrated: 2022/10/31
- Phantom: Twin SAM V5.0; Type: QD000P40CD; Serial: TP:1470
- Measurement SW: DASY52, Version 52.10 (2); SEMCAD X Version 14.6.12 (7470)

Area Scan (8x10x1): Measurement grid: dx=15mm, dy=15mm
Maximum value of SAR (measured) = 0.105 W/kg

Zoom Scan (5x5x7)/Cube 0: Measurement grid: dx=8mm, dy=8mm, dz=5mm
Reference Value = 10.83 V/m; Power Drift = -0.05 dB
Peak SAR (extrapolated) = 0.135 W/kg
SAR(1 g) = 0.079 W/kg; SAR(10 g) = 0.052 W/kg
Maximum value of SAR (measured) = 0.114 W/kg

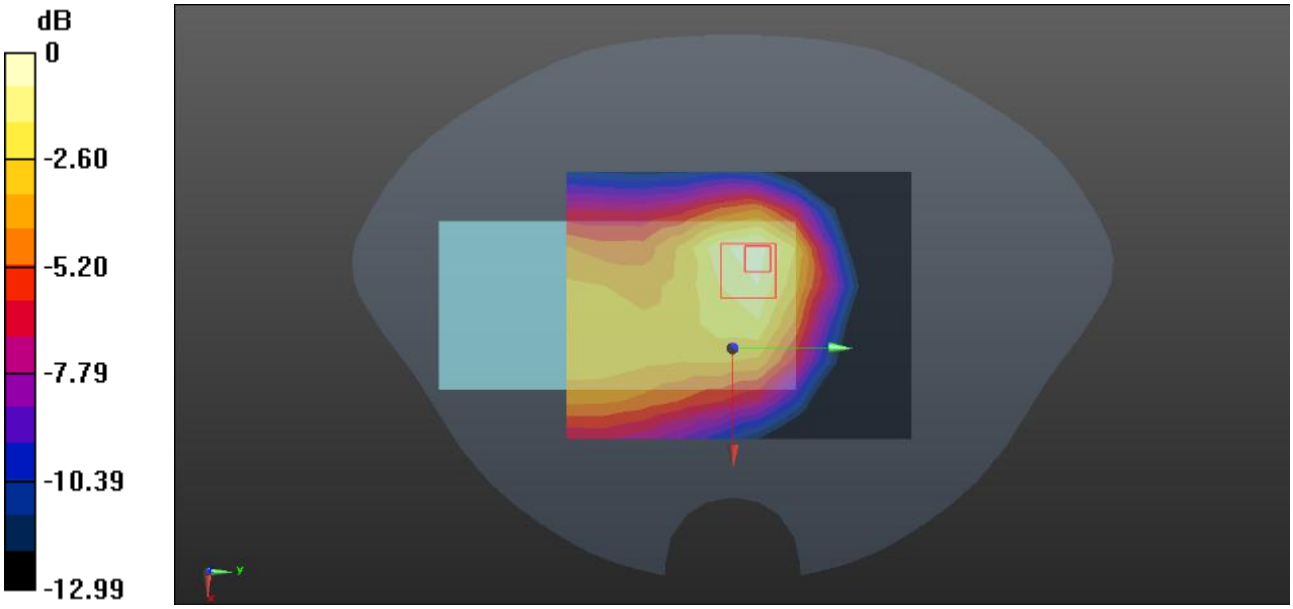

0 dB = 0.114 W/kg = -9.43 dBW/kg

Test Plot 7#: GSM 850_Body Back_Middle

DUT: Mobile Phone; Type: A666LN; Serial: 2BZF-3

Communication System: Generic GPRS-2 slots; Frequency: 836.6 MHz;Duty Cycle: 1:4
Medium parameters used (interpolated): f = 836.6 MHz; σ = 0.943 S/m; ε_r = 40.86; ρ = 1000 kg/m^3
Phantom section: Flat Section

DASY5 Configuration:

- Probe: EX3DV4 - SN7522; ConvF(9.9, 9.9, 9.9) @ 836.6 MHz; Calibrated: 2023/5/29
- Sensor-Surface: 1.4mm (Mechanical Surface Detection)
- Electronics: DAE4 Sn1354; Calibrated: 2022/10/31
- Phantom: Twin SAM V5.0; Type: QD000P40CD; Serial: TP:1470
- Measurement SW: DASY52, Version 52.10 (2); SEMCAD X Version 14.6.12 (7470)

Area Scan (8x10x1): Measurement grid: dx=15mm, dy=15mm
Maximum value of SAR (measured) = 0.177 W/kg

Zoom Scan (5x5x7)/Cube 0: Measurement grid: dx=8mm, dy=8mm, dz=5mm
Reference Value = 14.54 V/m; Power Drift = -0.11 dB
Peak SAR (extrapolated) = 0.412 W/kg
SAR(1 g) = 0.182 W/kg; SAR(10 g) = 0.104 W/kg
Maximum value of SAR (measured) = 0.323 W/kg

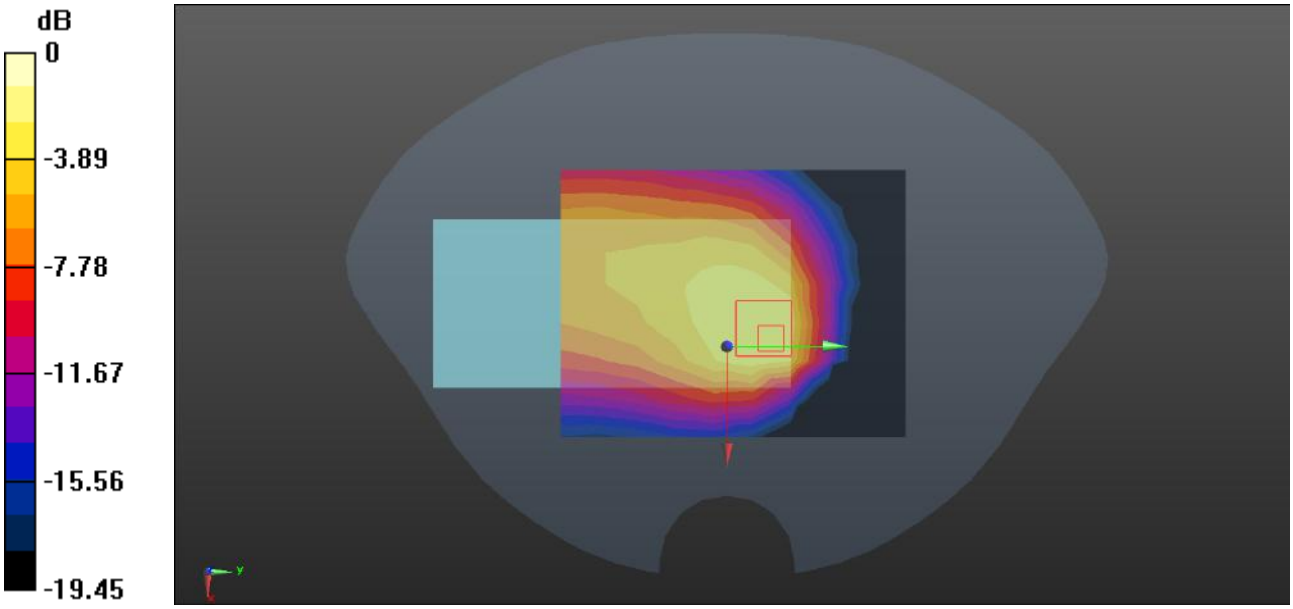

0 dB = 0.323 W/kg = -4.91 dBW/kg

Test Plot 8#: GSM 850_Body Left_Middle

DUT: Mobile Phone; Type: A666LN; Serial: 2BZF-3

Communication System: Generic GPRS-2 slots; Frequency: 836.6 MHz;Duty Cycle: 1:4
Medium parameters used (interpolated): f = 836.6 MHz; σ = 0.943 S/m; ε_r = 40.86; ρ = 1000 kg/m^3
Phantom section: Flat Section

DASY5 Configuration:

- Probe: EX3DV4 - SN7522; ConvF(9.9, 9.9, 9.9) @ 836.6 MHz; Calibrated: 2023/5/29
- Sensor-Surface: 1.4mm (Mechanical Surface Detection)
- Electronics: DAE4 Sn1354; Calibrated: 2022/10/31
- Phantom: Twin SAM V5.0; Type: QD000P40CD; Serial: TP:1470
- Measurement SW: DASY52, Version 52.10 (2); SEMCAD X Version 14.6.12 (7470)

Area Scan (7x11x1): Measurement grid: dx=15mm, dy=15mm
Maximum value of SAR (measured) = 0.0823 W/kg

Zoom Scan (5x5x7)/Cube 0: Measurement grid: dx=8mm, dy=8mm, dz=5mm
Reference Value = 6.181 V/m; Power Drift = 0.00 dB
Peak SAR (extrapolated) = 0.0890 W/kg
SAR(1 g) = 0.068 W/kg; SAR(10 g) = 0.049 W/kg
Maximum value of SAR (measured) = 0.0828 W/kg

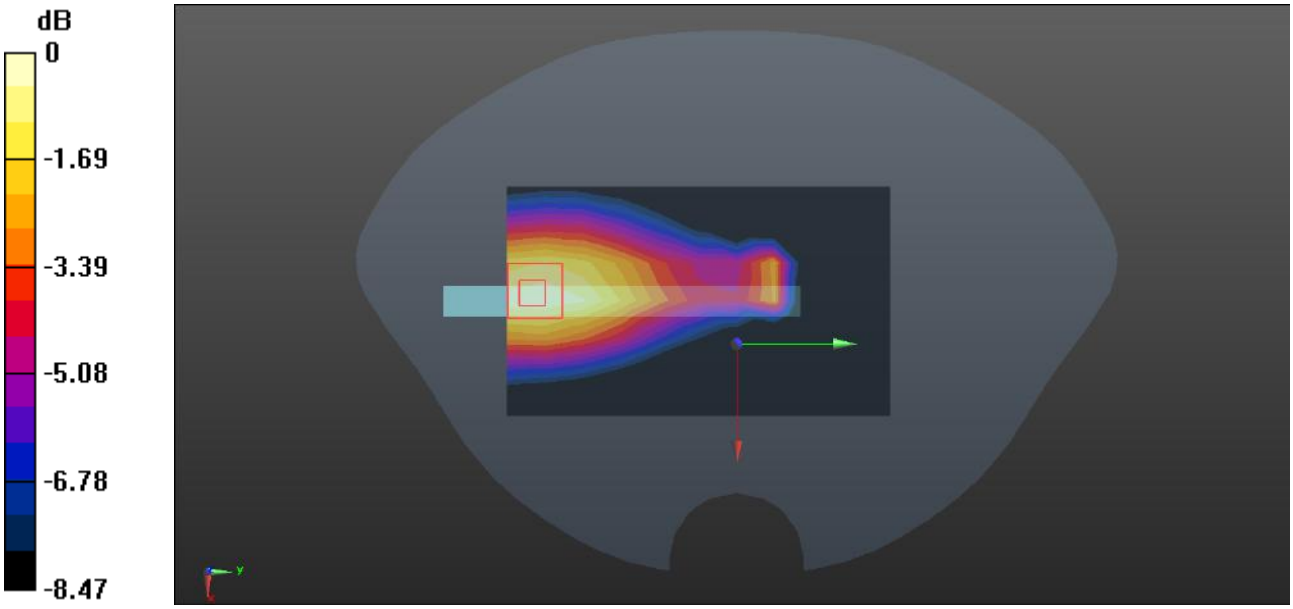

0 dB = 0.0828 W/kg = -10.82 dBW/kg

Test Plot 9#: GSM 850_Body Top_Middle

DUT: Mobile Phone; Type: A666LN; Serial: 2BZF-3

Communication System: Generic GPRS-2 slots; Frequency: 836.6 MHz;Duty Cycle: 1:4
Medium parameters used (interpolated): f = 836.6 MHz; σ = 0.943 S/m; ε_r = 40.86; ρ = 1000 kg/m^3
Phantom section: Flat Section

DASY5 Configuration:

- Probe: EX3DV4 - SN7522; ConvF(9.9, 9.9, 9.9) @ 836.6 MHz; Calibrated: 2023/5/29
- Sensor-Surface: 1.4mm (Mechanical Surface Detection)
- Electronics: DAE4 Sn1354; Calibrated: 2022/10/31
- Phantom: Twin SAM V5.0; Type: QD000P40CD; Serial: TP:1470
- Measurement SW: DASY52, Version 52.10 (2); SEMCAD X Version 14.6.12 (7470)

Area Scan (8x10x1): Measurement grid: dx=15mm, dy=15mm
Maximum value of SAR (measured) = 0.112 W/kg

Zoom Scan (5x5x7)/Cube 0: Measurement grid: dx=8mm, dy=8mm, dz=5mm
Reference Value = 10.42 V/m; Power Drift = -0.02 dB
Peak SAR (extrapolated) = 0.141 W/kg
SAR(1 g) = 0.091 W/kg; SAR(10 g) = 0.059 W/kg
Maximum value of SAR (measured) = 0.123 W/kg

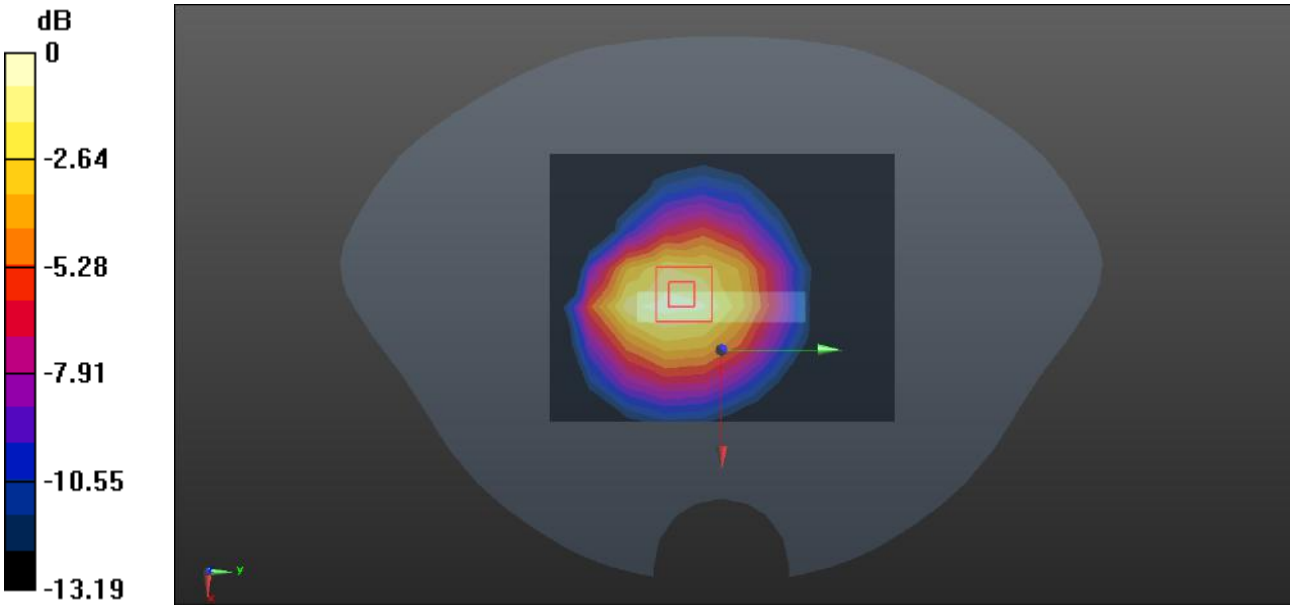

0 dB = 0.123 W/kg = -9.10 dBW/kg

Test Plot 10#: PCS 1900_Head Left Cheek_Middle

DUT: Mobile Phone; Type: A666LN; Serial: 2BZF-3

Communication System: Generic GSM; Frequency: 1880 MHz;Duty Cycle: 1:8
Medium parameters used: f = 1880 MHz; σ = 1.365 S/m; ε_r = 40.059; ρ = 1000 kg/m^3
Phantom section: Left Section

DASY5 Configuration:

- Probe: EX3DV4 - SN7522; ConvF(7.94, 7.94, 7.94) @ 1880 MHz; Calibrated: 2023/5/29
- Sensor-Surface: 1.4mm (Mechanical Surface Detection)
- Electronics: DAE4 Sn1354; Calibrated: 2022/10/31
- Phantom: Twin SAM V5.0; Type: QD000P40CD; Serial: TP:1470
- Measurement SW: DASY52, Version 52.10 (2); SEMCAD X Version 14.6.12 (7470)

Area Scan (8x10x1): Measurement grid: dx=15mm, dy=15mm
Maximum value of SAR (measured) = 0.288 W/kg

Zoom Scan (5x5x7)/Cube 0: Measurement grid: dx=8mm, dy=8mm, dz=5mm
Reference Value = 13.71 V/m; Power Drift = -0.07 dB
Peak SAR (extrapolated) = 0.406 W/kg
SAR(1 g) = 0.285 W/kg; SAR(10 g) = 0.157 W/kg
Maximum value of SAR (measured) = 0.388 W/kg

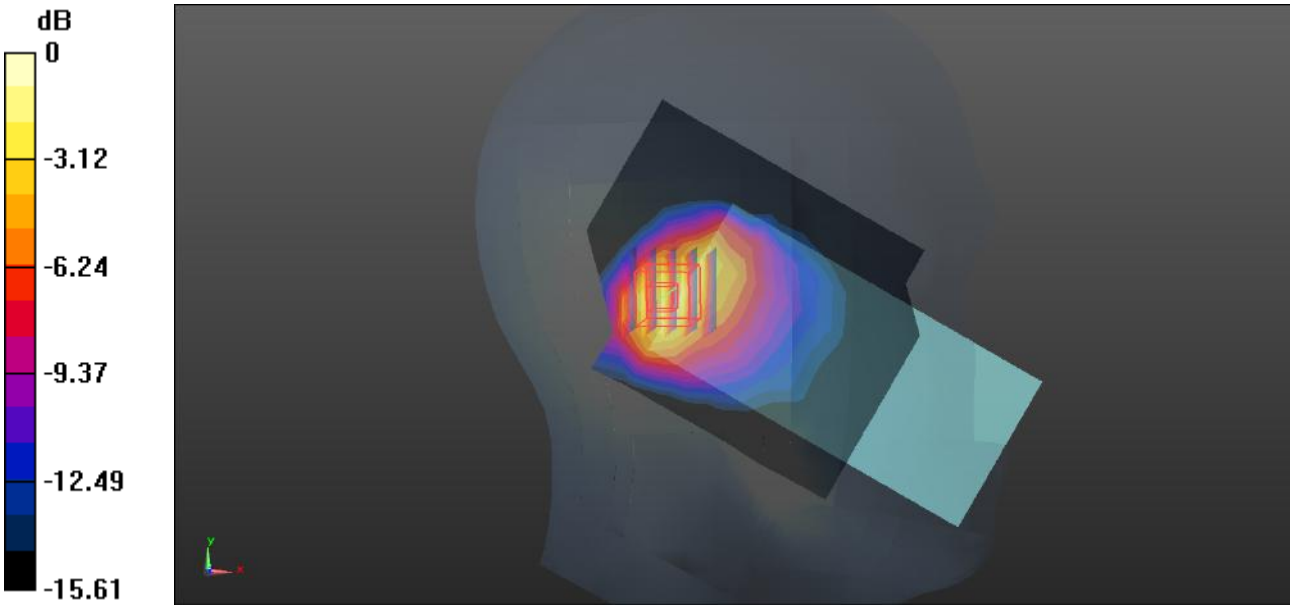

0 dB = 0.388 W/kg = -4.11 dBW/kg

Test Plot 11#: PCS 1900_Head Left Tilt_Middle

DUT: Mobile Phone; Type: A666LN; Serial: 2BZF-3

Communication System: Generic GSM; Frequency: 1880 MHz;Duty Cycle: 1:8
Medium parameters used: f = 1880 MHz; σ = 1.365 S/m; ε_r = 40.059; ρ = 1000 kg/m^3
Phantom section: Left Section

DASY5 Configuration:

- Probe: EX3DV4 - SN7522; ConvF(7.94, 7.94, 7.94) @ 1880 MHz; Calibrated: 2023/5/29
- Sensor-Surface: 1.4mm (Mechanical Surface Detection)
- Electronics: DAE4 Sn1354; Calibrated: 2022/10/31
- Phantom: Twin SAM V5.0; Type: QD000P40CD; Serial: TP:1470
- Measurement SW: DASY52, Version 52.10 (2); SEMCAD X Version 14.6.12 (7470)

Area Scan (8x10x1): Measurement grid: dx=15mm, dy=15mm
Maximum value of SAR (measured) = 0.421 W/kg

Zoom Scan (5x5x7)/Cube 0: Measurement grid: dx=8mm, dy=8mm, dz=5mm
Reference Value = 12.18 V/m; Power Drift = 0.14 dB
Peak SAR (extrapolated) = 0.565 W/kg
SAR(1 g) = 0.377 W/kg; SAR(10 g) = 0.201 W/kg
Maximum value of SAR (measured) = 0.513 W/kg



0 dB = 0.513 W/kg = -2.90 dBW/kg

Test Plot 12#: PCS 1900_Head Right Cheek_Middle

DUT: Mobile Phone; Type: A666LN; Serial: 2BZF-3

Communication System: Generic GSM; Frequency: 1880 MHz;Duty Cycle: 1:8
Medium parameters used: f = 1880 MHz; σ = 1.365 S/m; ε_r = 40.059; ρ = 1000 kg/m^3
Phantom section: Right Section

DASY5 Configuration:

- Probe: EX3DV4 - SN7522; ConvF(7.94, 7.94, 7.94) @ 1880 MHz; Calibrated: 2023/5/29
- Sensor-Surface: 1.4mm (Mechanical Surface Detection)
- Electronics: DAE4 Sn1354; Calibrated: 2022/10/31
- Phantom: Twin SAM V5.0; Type: QD000P40CD; Serial: TP:1470
- Measurement SW: DASY52, Version 52.10 (2); SEMCAD X Version 14.6.12 (7470)

Area Scan (8x10x1): Measurement grid: dx=15mm, dy=15mm
Maximum value of SAR (measured) = 0.418 W/kg

Zoom Scan (5x5x7)/Cube 0: Measurement grid: dx=8mm, dy=8mm, dz=5mm
Reference Value = 9.896 V/m; Power Drift = -0.19 dB
Peak SAR (extrapolated) = 0.595 W/kg
SAR(1 g) = 0.380 W/kg; SAR(10 g) = 0.198 W/kg
Maximum value of SAR (measured) = 0.550 W/kg

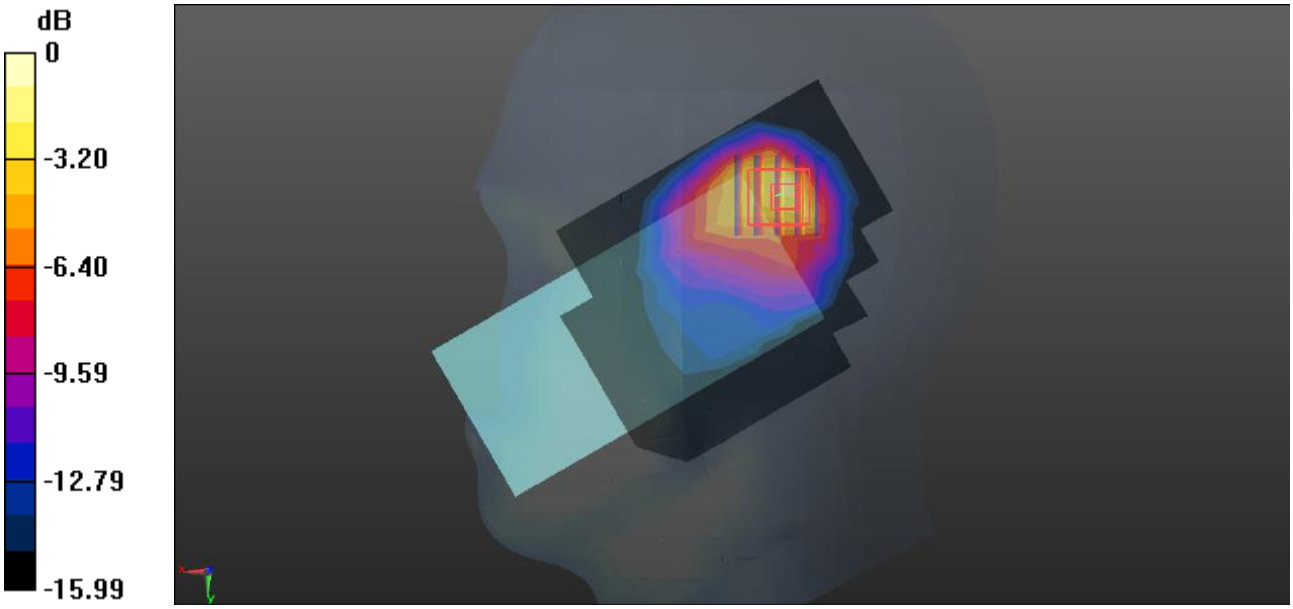

0 dB = 0.550 W/kg = -2.60 dBW/kg

Test Plot 13#: PCS 1900_Head Right Tilt_Middle

DUT: Mobile Phone; Type: A666LN; Serial: 2BZF-3

Communication System: Generic GSM; Frequency: 1880 MHz;Duty Cycle: 1:8
Medium parameters used: f = 1880 MHz; σ = 1.365 S/m; ε_r = 40.059; ρ = 1000 kg/m^3
Phantom section: Right Section

DASY5 Configuration:

- Probe: EX3DV4 - SN7522; ConvF(7.94, 7.94, 7.94) @ 1880 MHz; Calibrated: 2023/5/29
- Sensor-Surface: 1.4mm (Mechanical Surface Detection)
- Electronics: DAE4 Sn1354; Calibrated: 2022/10/31
- Phantom: Twin SAM V5.0; Type: QD000P40CD; Serial: TP:1470
- Measurement SW: DASY52, Version 52.10 (2); SEMCAD X Version 14.6.12 (7470)

Area Scan (8x10x1): Measurement grid: dx=15mm, dy=15mm
Maximum value of SAR (measured) = 0.370 W/kg

Zoom Scan (5x5x7)/Cube 0: Measurement grid: dx=8mm, dy=8mm, dz=5mm
Reference Value = 10.87 V/m; Power Drift = -0.02 dB
Peak SAR (extrapolated) = 0.749 W/kg
SAR(1 g) = 0.476 W/kg; SAR(10 g) = 0.235 W/kg
Maximum value of SAR (measured) = 0.708 W/kg

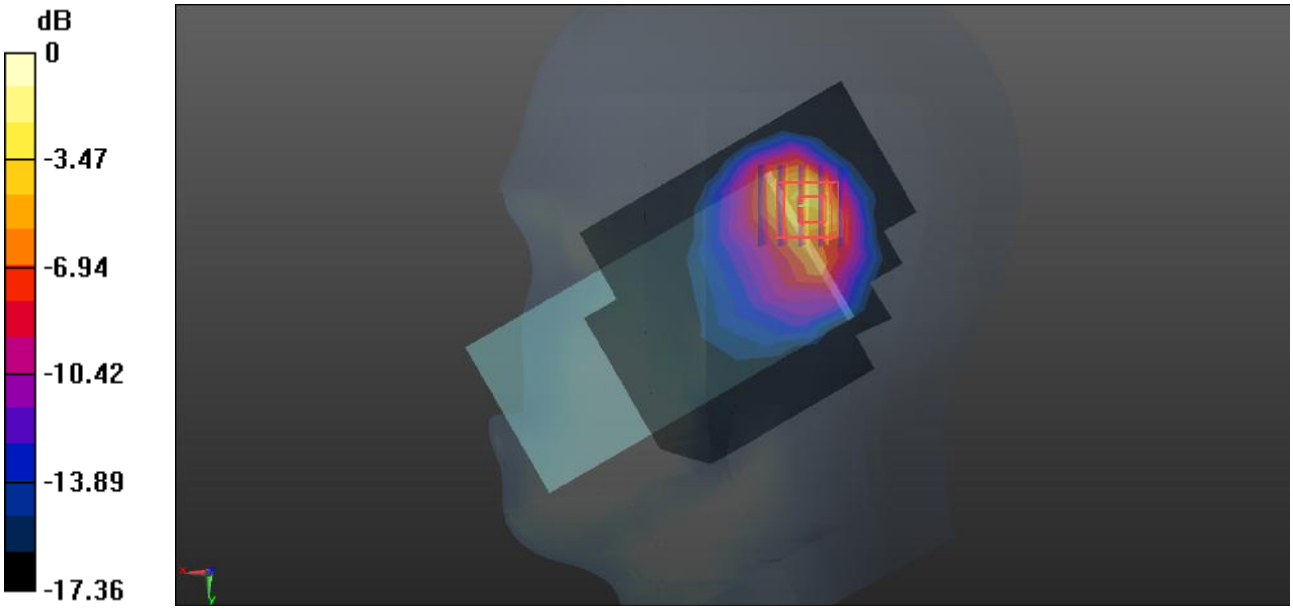

0 dB = 0.708 W/kg = -1.50 dBW/kg

Test Plot 14#: PCS 1900_Body Worn Back_Middle

DUT: Mobile Phone; Type: A666LN; Serial: 2BZF-3

Communication System: Generic GSM; Frequency: 1880 MHz;Duty Cycle: 1:8
Medium parameters used: f = 1880 MHz; σ = 1.365 S/m; ε_r = 40.059; ρ = 1000 kg/m^3
Phantom section: Flat Section

DASY5 Configuration:

- Probe: EX3DV4 - SN7522; ConvF(7.94, 7.94, 7.94) @ 1880 MHz; Calibrated: 2023/5/29
- Sensor-Surface: 1.4mm (Mechanical Surface Detection)
- Electronics: DAE4 Sn1354; Calibrated: 2022/10/31
- Phantom: Twin SAM V5.0; Type: QD000P40CD; Serial: TP:1470
- Measurement SW: DASY52, Version 52.10 (2); SEMCAD X Version 14.6.12 (7470)

Area Scan (8x10x1): Measurement grid: dx=15mm, dy=15mm
Maximum value of SAR (measured) = 0.228 W/kg

Zoom Scan (5x5x7)/Cube 0: Measurement grid: dx=8mm, dy=8mm, dz=5mm
Reference Value = 10.36 V/m; Power Drift = -0.07 dB
Peak SAR (extrapolated) = 0.272 W/kg
SAR(1 g) = 0.180 W/kg; SAR(10 g) = 0.100 W/kg
Maximum value of SAR (measured) = 0.248 W/kg

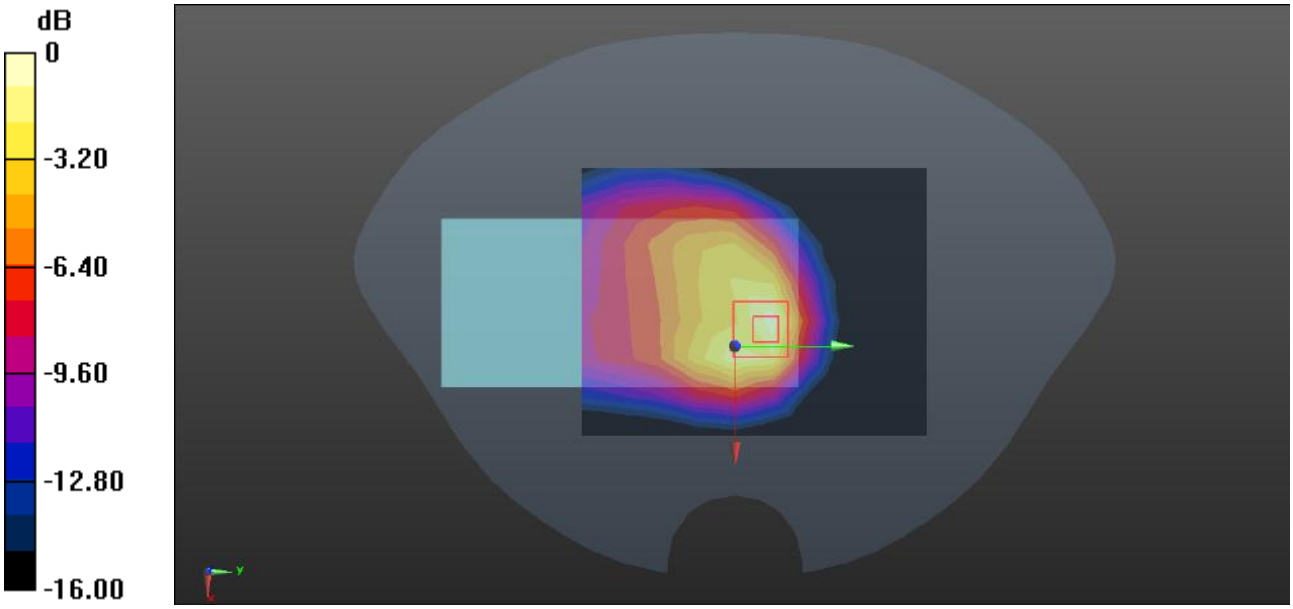

0 dB = 0.248 W/kg = -6.06 dBW/kg

Test Plot 15#: PCS 1900_Body Front_Middle

DUT: Mobile Phone; Type: A666LN; Serial: 2BZF-3

Communication System: Generic GPRS-3 slots; Frequency: 1880 MHz;Duty Cycle: 1:2.66
Medium parameters used: f = 1880 MHz; σ = 1.365 S/m; ε_r = 40.059; ρ = 1000 kg/m^3
Phantom section: Flat Section

DASY5 Configuration:

- Probe: EX3DV4 - SN7522; ConvF(7.94, 7.94, 7.94) @ 1880 MHz; Calibrated: 2023/5/29
- Sensor-Surface: 1.4mm (Mechanical Surface Detection)
- Electronics: DAE4 Sn1354; Calibrated: 2022/10/31
- Phantom: Twin SAM V5.0; Type: QD000P40CD; Serial: TP:1470
- Measurement SW: DASY52, Version 52.10 (2); SEMCAD X Version 14.6.12 (7470)

Area Scan (8x10x1): Measurement grid: dx=15mm, dy=15mm
Maximum value of SAR (measured) = 0.244 W/kg

Zoom Scan (5x5x7)/Cube 0: Measurement grid: dx=8mm, dy=8mm, dz=5mm
Reference Value = 10.21 V/m; Power Drift = -0.11 dB
Peak SAR (extrapolated) = 0.267 W/kg
SAR(1 g) = 0.186 W/kg; SAR(10 g) = 0.107 W/kg
Maximum value of SAR (measured) = 0.254 W/kg

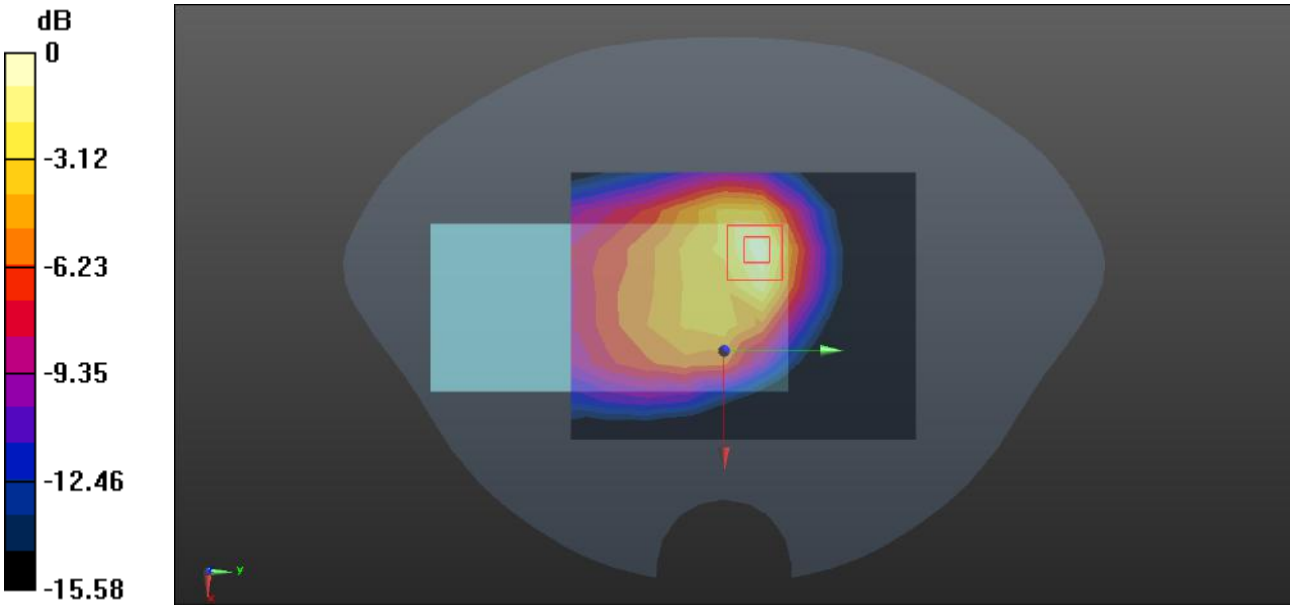

0 dB = 0.254 W/kg = -5.95 dBW/kg

Test Plot 16#: PCS 1900_Body Back_Middle

DUT: Mobile Phone; Type: A666LN; Serial: 2BZF-3

Communication System: Generic GPRS-3 slots; Frequency: 1880 MHz;Duty Cycle: 1:2.66
Medium parameters used: f = 1880 MHz; σ = 1.365 S/m; ε_r = 40.059; ρ = 1000 kg/m^3
Phantom section: Flat Section

DASY5 Configuration:

- Probe: EX3DV4 - SN7522; ConvF(7.94, 7.94, 7.94) @ 1880 MHz; Calibrated: 2023/5/29
- Sensor-Surface: 1.4mm (Mechanical Surface Detection)
- Electronics: DAE4 Sn1354; Calibrated: 2022/10/31
- Phantom: Twin SAM V5.0; Type: QD000P40CD; Serial: TP:1470
- Measurement SW: DASY52, Version 52.10 (2); SEMCAD X Version 14.6.12 (7470)

Area Scan (8x10x1): Measurement grid: dx=15mm, dy=15mm
Maximum value of SAR (measured) = 0.389 W/kg

Zoom Scan (5x5x7)/Cube 0: Measurement grid: dx=8mm, dy=8mm, dz=5mm
Reference Value = 13.39 V/m; Power Drift = -0.03 dB
Peak SAR (extrapolated) = 0.458 W/kg
SAR(1 g) = 0.302 W/kg; SAR(10 g) = 0.169 W/kg
Maximum value of SAR (measured) = 0.417 W/kg

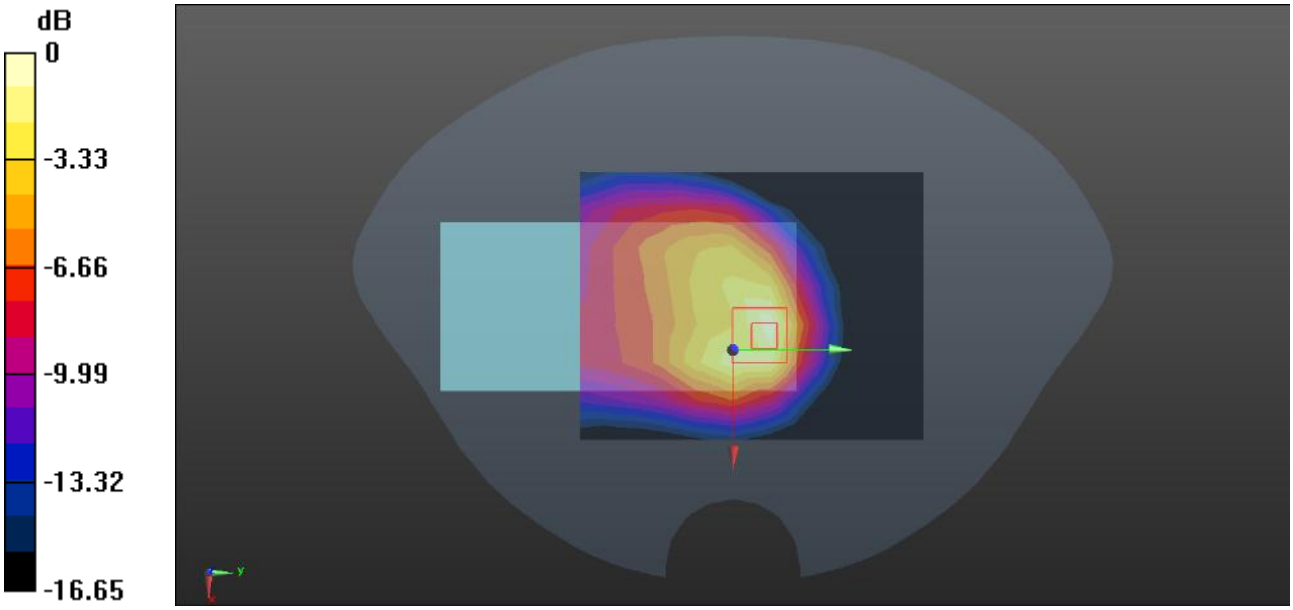

0 dB = 0.417 W/kg = -3.80 dBW/kg

Test Plot 17#: PCS 1900_Body Left_Middle

DUT: Mobile Phone; Type: A666LN; Serial: 2BZF-3

Communication System: Generic GPRS-3 slots; Frequency: 1880 MHz;Duty Cycle: 1:2.66
Medium parameters used: f = 1880 MHz; σ = 1.365 S/m; ε_r = 40.059; ρ = 1000 kg/m^3
Phantom section: Flat Section

DASY5 Configuration:

- Probe: EX3DV4 - SN7522; ConvF(7.94, 7.94, 7.94) @ 1880 MHz; Calibrated: 2023/5/29
- Sensor-Surface: 1.4mm (Mechanical Surface Detection)
- Electronics: DAE4 Sn1354; Calibrated: 2022/10/31
- Phantom: Twin SAM V5.0; Type: QD000P40CD; Serial: TP:1470
- Measurement SW: DASY52, Version 52.10 (2); SEMCAD X Version 14.6.12 (7470)

Area Scan (8x8x1): Measurement grid: dx=15mm, dy=15mm
Maximum value of SAR (measured) = 0.0653 W/kg

Zoom Scan (5x5x7)/Cube 0: Measurement grid: dx=8mm, dy=8mm, dz=5mm
Reference Value = 6.056 V/m; Power Drift = 0.02 dB
Peak SAR (extrapolated) = 0.0740 W/kg
SAR(1 g) = 0.051 W/kg; SAR(10 g) = 0.031 W/kg
Maximum value of SAR (measured) = 0.0661 W/kg

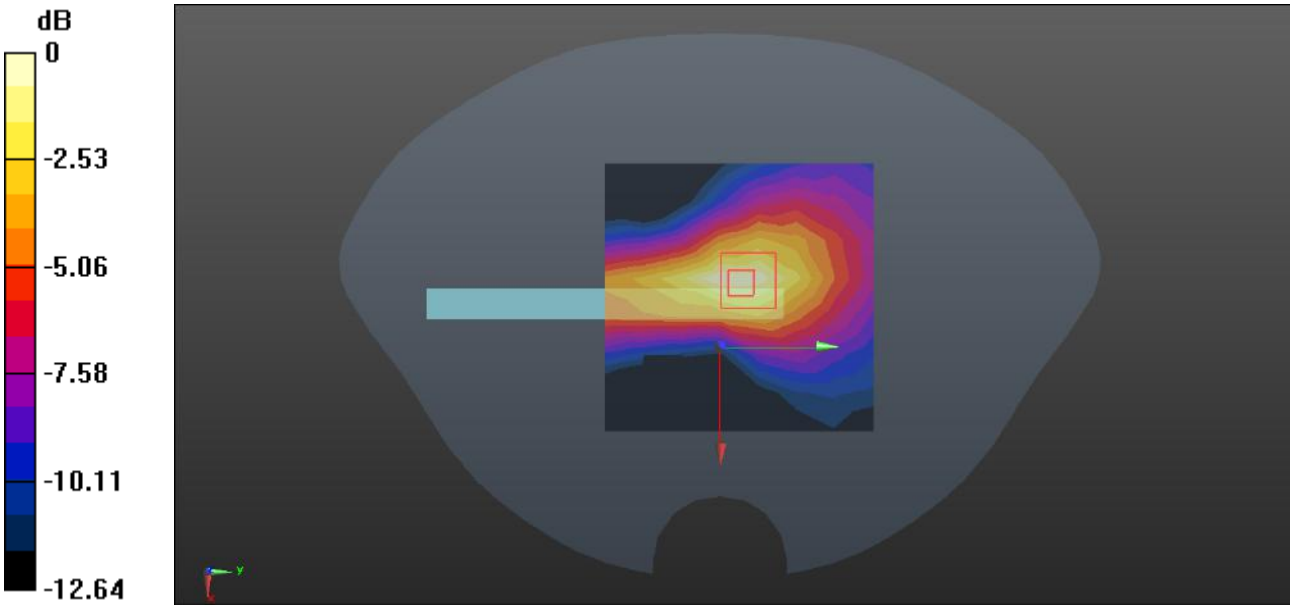

0 dB = 0.0661 W/kg = -11.80 dBW/kg

Test Plot 18#: PCS 1900_Body Top_Middle

DUT: Mobile Phone; Type: A666LN; Serial: 2BZF-3

Communication System: Generic GPRS-3 slots; Frequency: 1880 MHz;Duty Cycle: 1:2.66
Medium parameters used: f = 1880 MHz; σ = 1.365 S/m; ε_r = 40.059; ρ = 1000 kg/m^3
Phantom section: Flat Section

DASY5 Configuration:

- Probe: EX3DV4 - SN7522; ConvF(7.94, 7.94, 7.94) @ 1880 MHz; Calibrated: 2023/5/29
- Sensor-Surface: 1.4mm (Mechanical Surface Detection)
- Electronics: DAE4 Sn1354; Calibrated: 2022/10/31
- Phantom: Twin SAM V5.0; Type: QD000P40CD; Serial: TP:1470
- Measurement SW: DASY52, Version 52.10 (2); SEMCAD X Version 14.6.12 (7470)

Area Scan (8x10x1): Measurement grid: dx=15mm, dy=15mm
Maximum value of SAR (measured) = 0.407 W/kg

Zoom Scan (5x5x7)/Cube 0: Measurement grid: dx=8mm, dy=8mm, dz=5mm
Reference Value = 9.723 V/m; Power Drift = 0.07 dB
Peak SAR (extrapolated) = 0.426 W/kg
SAR(1 g) = 0.282 W/kg; SAR(10 g) = 0.149 W/kg
Maximum value of SAR (measured) = 0.394 W/kg

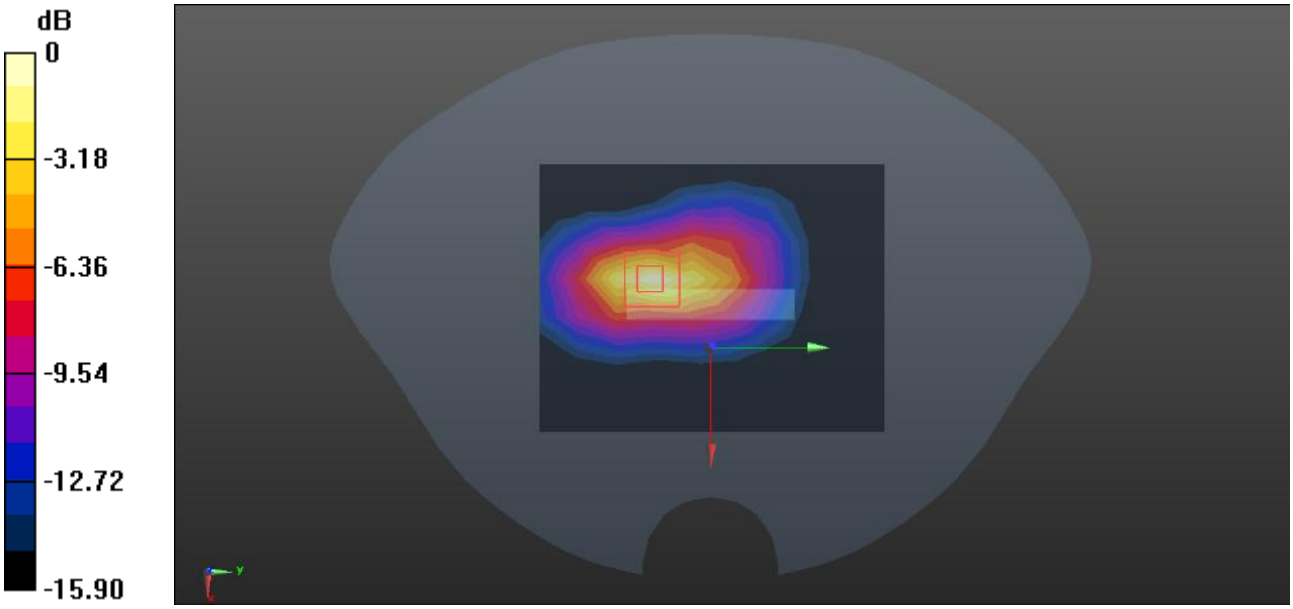

0 dB = 0.394 W/kg = -4.05 dBW/kg

Test Plot 19#: WCDMA Band 2_Head Left Cheek_Middle

DUT: Mobile Phone; Type: A666LN; Serial: 2BZF-3

Communication System: WCDMA; Frequency: 1880 MHz;Duty Cycle: 1:1
Medium parameters used: f = 1880 MHz; σ = 1.365 S/m; ε_r = 40.059; ρ = 1000 kg/m^3
Phantom section: Left Section

DASY5 Configuration:

- Probe: EX3DV4 - SN7522; ConvF(7.94, 7.94, 7.94) @ 1880 MHz; Calibrated: 2023/5/29
- Sensor-Surface: 1.4mm (Mechanical Surface Detection)
- Electronics: DAE4 Sn1354; Calibrated: 2022/10/31
- Phantom: Twin SAM V5.0; Type: QD000P40CD; Serial: TP:1470
- Measurement SW: DASY52, Version 52.10 (2); SEMCAD X Version 14.6.12 (7470)

Area Scan (8x8x1): Measurement grid: dx=15mm, dy=15mm
Maximum value of SAR (measured) = 0.357 W/kg

Zoom Scan (5x5x7)/Cube 0: Measurement grid: dx=8mm, dy=8mm, dz=5mm
Reference Value = 14.64 V/m; Power Drift = 0.02 dB
Peak SAR (extrapolated) = 0.501 W/kg
SAR(1 g) = 0.341 W/kg; SAR(10 g) = 0.186 W/kg
Maximum value of SAR (measured) = 0.464 W/kg



0 dB = 0.464 W/kg = -3.33 dBW/kg

Test Plot 20#: WCDMA Band 2_Head Left Tilt_Middle

DUT: Mobile Phone; Type: A666LN; Serial: 2BZF-3

Communication System: WCDMA; Frequency: 1880 MHz;Duty Cycle: 1:1
Medium parameters used: f = 1880 MHz; σ = 1.365 S/m; ε_r = 40.059; ρ = 1000 kg/m^3
Phantom section: Left Section

DASY5 Configuration:

- Probe: EX3DV4 - SN7522; ConvF(7.94, 7.94, 7.94) @ 1880 MHz; Calibrated: 2023/5/29
- Sensor-Surface: 1.4mm (Mechanical Surface Detection)
- Electronics: DAE4 Sn1354; Calibrated: 2022/10/31
- Phantom: Twin SAM V5.0; Type: QD000P40CD; Serial: TP:1470
- Measurement SW: DASY52, Version 52.10 (2); SEMCAD X Version 14.6.12 (7470)

Area Scan (8x8x1): Measurement grid: dx=15mm, dy=15mm
Maximum value of SAR (measured) = 0.556 W/kg

Zoom Scan (5x5x7)/Cube 0: Measurement grid: dx=8mm, dy=8mm, dz=5mm
Reference Value = 17.61 V/m; Power Drift = -0.06 dB
Peak SAR (extrapolated) = 0.688 W/kg
SAR(1 g) = 0.455 W/kg; SAR(10 g) = 0.238 W/kg
Maximum value of SAR (measured) = 0.649 W/kg



0 dB = 0.649 W/kg = -1.88 dBW/kg

Test Plot 21#: WCDMA Band 2_Head Right Cheek_Middle

DUT: Mobile Phone; Type: A666LN; Serial: 2BZF-3

Communication System: WCDMA; Frequency: 1880 MHz;Duty Cycle: 1:1
Medium parameters used: f = 1880 MHz; σ = 1.365 S/m; ε_r = 40.059; ρ = 1000 kg/m^3
Phantom section: Right Section

DASY5 Configuration:

- Probe: EX3DV4 - SN7522; ConvF(7.94, 7.94, 7.94) @ 1880 MHz; Calibrated: 2023/5/29
- Sensor-Surface: 1.4mm (Mechanical Surface Detection)
- Electronics: DAE4 Sn1354; Calibrated: 2022/10/31
- Phantom: Twin SAM V5.0; Type: QD000P40CD; Serial: TP:1470
- Measurement SW: DASY52, Version 52.10 (2); SEMCAD X Version 14.6.12 (7470)

Area Scan (8x10x1): Measurement grid: dx=15mm, dy=15mm
Maximum value of SAR (measured) = 0.564 W/kg

Zoom Scan (5x5x7)/Cube 0: Measurement grid: dx=8mm, dy=8mm, dz=5mm
Reference Value = 11.41 V/m; Power Drift = 0.19 dB
Peak SAR (extrapolated) = 0.783 W/kg
SAR(1 g) = 0.479 W/kg; SAR(10 g) = 0.242 W/kg
Maximum value of SAR (measured) = 0.732 W/kg

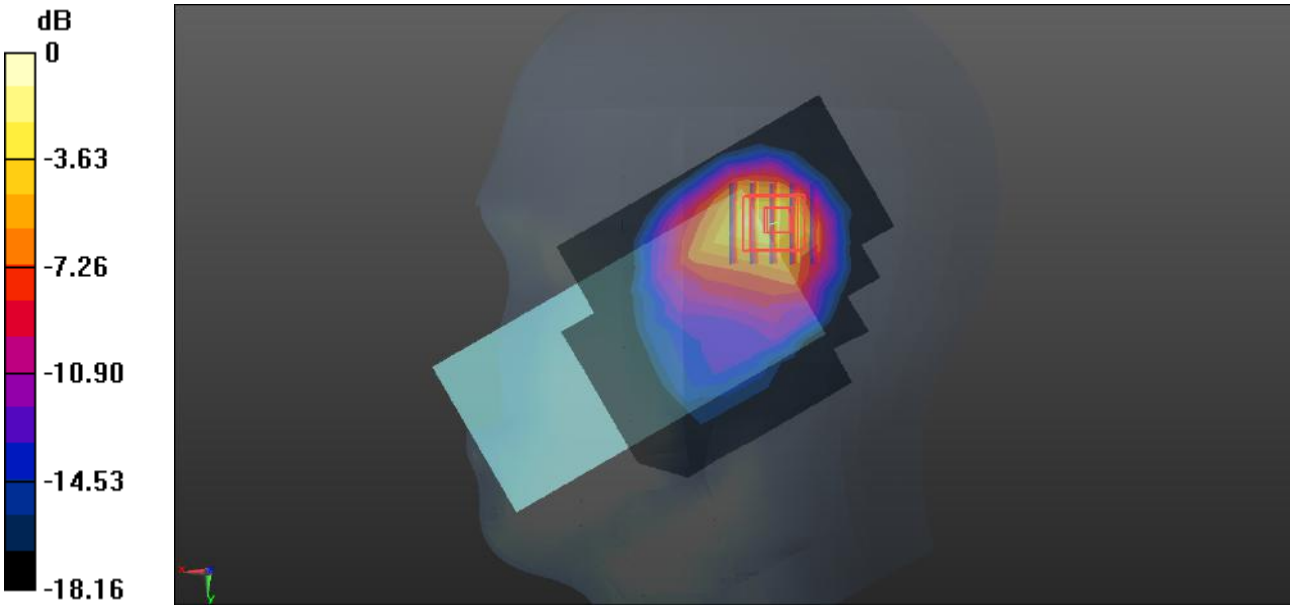

0 dB = 0.732 W/kg = -1.35 dBW/kg

Test Plot 22#: WCDMA Band 2_Head Right Tilt_Middle

DUT: Mobile Phone; Type: A666LN; Serial: 2BZF-3

Communication System: WCDMA; Frequency: 1880 MHz;Duty Cycle: 1:1
Medium parameters used: f = 1880 MHz; σ = 1.365 S/m; ε_r = 40.059; ρ = 1000 kg/m^3
Phantom section: Right Section

DASY5 Configuration:

- Probe: EX3DV4 - SN7522; ConvF(7.94, 7.94, 7.94) @ 1880 MHz; Calibrated: 2023/5/29
- Sensor-Surface: 1.4mm (Mechanical Surface Detection)
- Electronics: DAE4 Sn1354; Calibrated: 2022/10/31
- Phantom: Twin SAM V5.0; Type: QD000P40CD; Serial: TP:1470
- Measurement SW: DASY52, Version 52.10 (2); SEMCAD X Version 14.6.12 (7470)

Area Scan (8x8x1): Measurement grid: dx=15mm, dy=15mm
Maximum value of SAR (measured) = 0.444 W/kg

Zoom Scan (5x5x7)/Cube 0: Measurement grid: dx=8mm, dy=8mm, dz=5mm
Reference Value = 12.16 V/m; Power Drift = -0.04 dB
Peak SAR (extrapolated) = 0.886 W/kg
SAR(1 g) = 0.553 W/kg; SAR(10 g) = 0.274 W/kg
Maximum value of SAR (measured) = 0.832 W/kg



0 dB = 0.832 W/kg = -0.80 dBW/kg

Test Plot 23#: WCDMA Band 2_Body Front_Middle

DUT: Mobile Phone; Type: A666LN; Serial: 2BZF-3

Communication System: WCDMA; Frequency: 1880 MHz;Duty Cycle: 1:1
Medium parameters used: f = 1880 MHz; σ = 1.365 S/m; ε_r = 40.059; ρ = 1000 kg/m^3
Phantom section: Flat Section

DASY5 Configuration:

- Probe: EX3DV4 - SN7522; ConvF(7.94, 7.94, 7.94) @ 1880 MHz; Calibrated: 2023/5/29
- Sensor-Surface: 1.4mm (Mechanical Surface Detection)
- Electronics: DAE4 Sn1354; Calibrated: 2022/10/31
- Phantom: Twin SAM V5.0; Type: QD000P40CD; Serial: TP:1470
- Measurement SW: DASY52, Version 52.10 (2); SEMCAD X Version 14.6.12 (7470)

Area Scan (8x10x1): Measurement grid: dx=15mm, dy=15mm
Maximum value of SAR (measured) = 0.161 W/kg

Zoom Scan (5x5x7)/Cube 0: Measurement grid: dx=8mm, dy=8mm, dz=5mm
Reference Value = 7.433 V/m; Power Drift = -0.09 dB
Peak SAR (extrapolated) = 0.177 W/kg
SAR(1 g) = 0.122 W/kg; SAR(10 g) = 0.070 W/kg
Maximum value of SAR (measured) = 0.166 W/kg

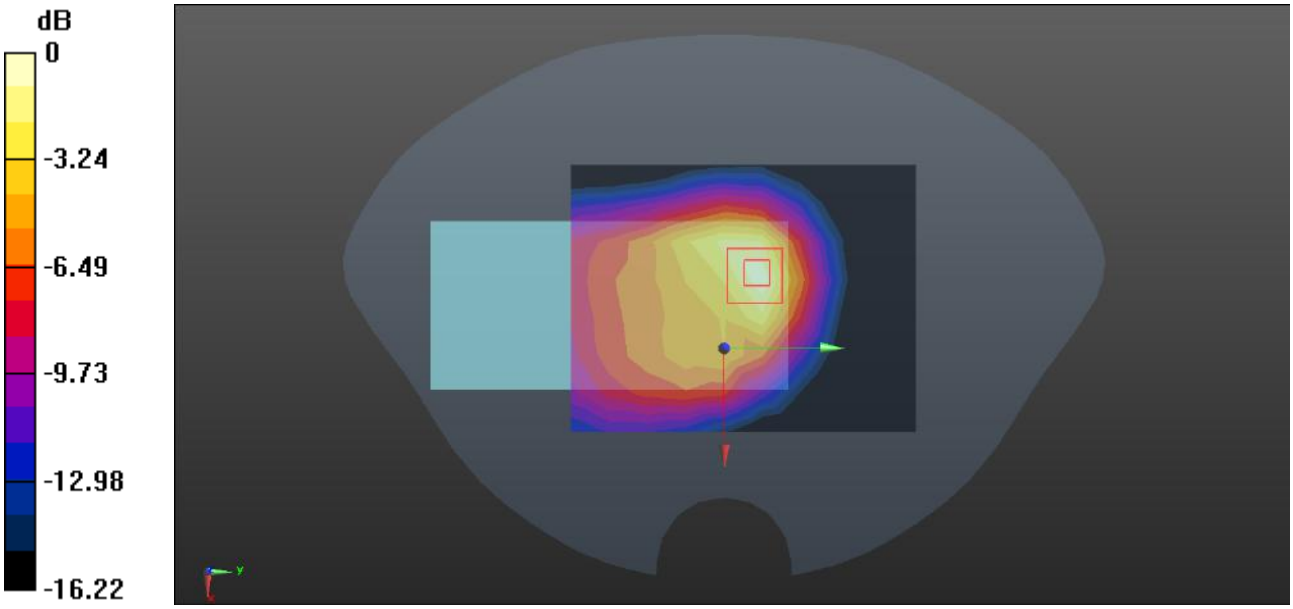

0 dB = 0.166 W/kg = -7.80 dBW/kg

Test Plot 24#: WCDMA Band 2_Body Back_Middle

DUT: Mobile Phone; Type: A666LN; Serial: 2BZF-3

Communication System: WCDMA; Frequency: 1880 MHz;Duty Cycle: 1:1
Medium parameters used: f = 1880 MHz; σ = 1.365 S/m; ε_r = 40.059; ρ = 1000 kg/m^3
Phantom section: Flat Section

DASY5 Configuration:

- Probe: EX3DV4 - SN7522; ConvF(7.94, 7.94, 7.94) @ 1880 MHz; Calibrated: 2023/5/29
- Sensor-Surface: 1.4mm (Mechanical Surface Detection)
- Electronics: DAE4 Sn1354; Calibrated: 2022/10/31
- Phantom: Twin SAM V5.0; Type: QD000P40CD; Serial: TP:1470
- Measurement SW: DASY52, Version 52.10 (2); SEMCAD X Version 14.6.12 (7470)

Area Scan (8x10x1): Measurement grid: dx=15mm, dy=15mm
Maximum value of SAR (measured) = 0.226 W/kg

Zoom Scan (5x5x7)/Cube 0: Measurement grid: dx=8mm, dy=8mm, dz=5mm
Reference Value = 11.15 V/m; Power Drift = -0.15 dB
Peak SAR (extrapolated) = 0.291 W/kg
SAR(1 g) = 0.191 W/kg; SAR(10 g) = 0.111 W/kg
Maximum value of SAR (measured) = 0.261 W/kg

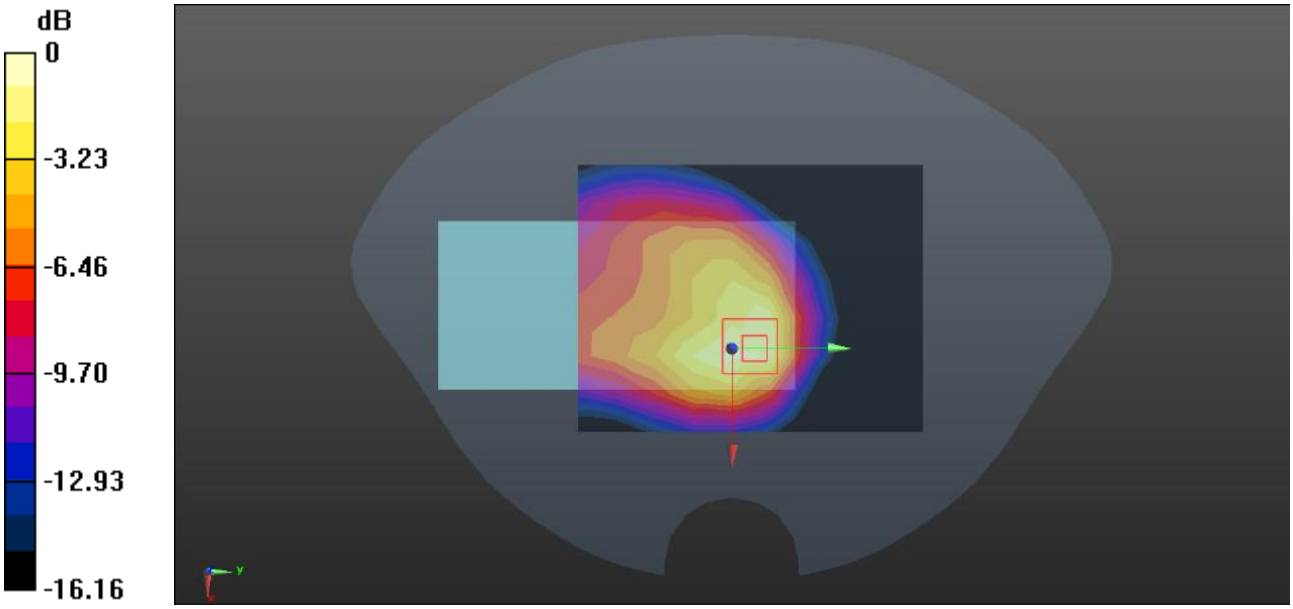

0 dB = 0.261 W/kg = -5.83 dBW/kg

Test Plot 25#: WCDMA Band 2_Body Left_Middle

DUT: Mobile Phone; Type: A666LN; Serial: 2BZF-3

Communication System: WCDMA; Frequency: 1880 MHz;Duty Cycle: 1:1
Medium parameters used: f = 1880 MHz; σ = 1.365 S/m; ε_r = 40.059; ρ = 1000 kg/m^3
Phantom section: Flat Section

DASY5 Configuration:

- Probe: EX3DV4 - SN7522; ConvF(7.94, 7.94, 7.94) @ 1880 MHz; Calibrated: 2023/5/29
- Sensor-Surface: 1.4mm (Mechanical Surface Detection)
- Electronics: DAE4 Sn1354; Calibrated: 2022/10/31
- Phantom: Twin SAM V5.0; Type: QD000P40CD; Serial: TP:1470
- Measurement SW: DASY52, Version 52.10 (2); SEMCAD X Version 14.6.12 (7470)

Area Scan (8x10x1): Measurement grid: dx=15mm, dy=15mm
Maximum value of SAR (measured) = 0.0335 W/kg

Zoom Scan (5x5x7)/Cube 0: Measurement grid: dx=8mm, dy=8mm, dz=5mm
Reference Value = 2.873 V/m; Power Drift = 0.17 dB
Peak SAR (extrapolated) = 0.0540 W/kg
SAR(1 g) = 0.023 W/kg; SAR(10 g) = 0.013 W/kg
Maximum value of SAR (measured) = 0.0478 W/kg

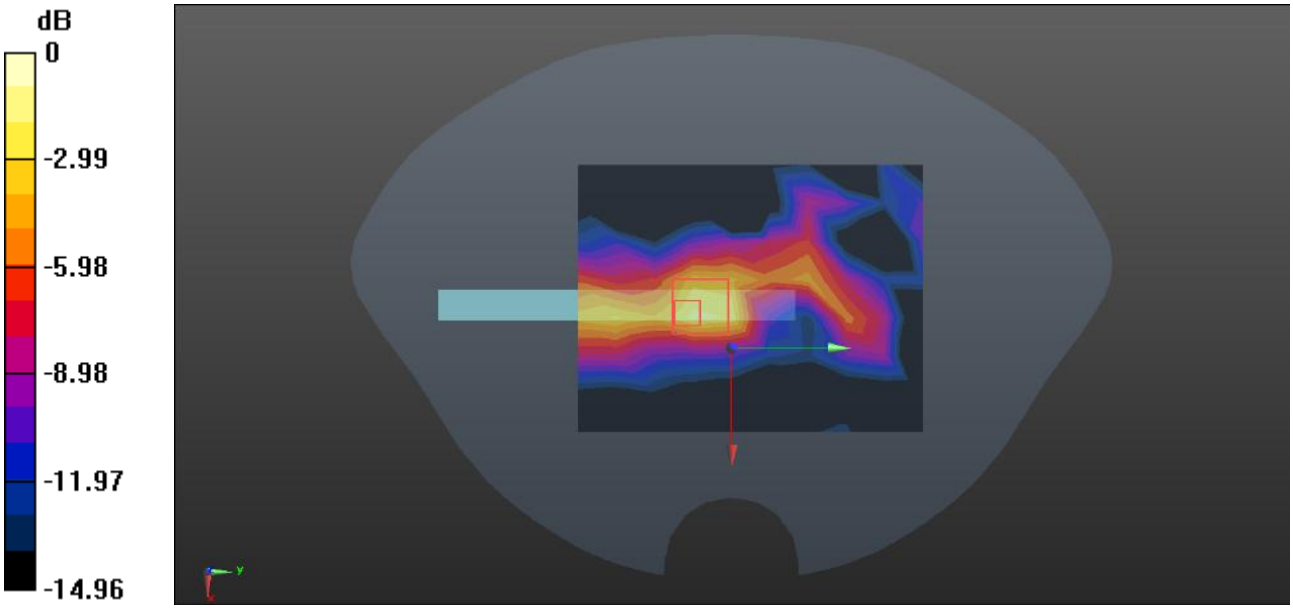

0 dB = 0.0478 W/kg = -13.21 dBW/kg

Test Plot 26#: WCDMA Band 2_Body Top_Middle

DUT: Mobile Phone; Type: A666LN; Serial: 2BZF-3

Communication System: WCDMA; Frequency: 1880 MHz;Duty Cycle: 1:1
Medium parameters used: f = 1880 MHz; σ = 1.365 S/m; ε_r = 40.059; ρ = 1000 kg/m^3
Phantom section: Flat Section

DASY5 Configuration:

- Probe: EX3DV4 - SN7522; ConvF(7.94, 7.94, 7.94) @ 1880 MHz; Calibrated: 2023/5/29
- Sensor-Surface: 1.4mm (Mechanical Surface Detection)
- Electronics: DAE4 Sn1354; Calibrated: 2022/10/31
- Phantom: Twin SAM V5.0; Type: QD000P40CD; Serial: TP:1470
- Measurement SW: DASY52, Version 52.10 (2); SEMCAD X Version 14.6.12 (7470)

Area Scan (8x10x1): Measurement grid: dx=15mm, dy=15mm
Maximum value of SAR (measured) = 0.243 W/kg

Zoom Scan (5x5x7)/Cube 0: Measurement grid: dx=8mm, dy=8mm, dz=5mm
Reference Value = 8.518 V/m; Power Drift = 0.18 dB
Peak SAR (extrapolated) = 0.272 W/kg
SAR(1 g) = 0.182 W/kg; SAR(10 g) = 0.097 W/kg
Maximum value of SAR (measured) = 0.245 W/kg

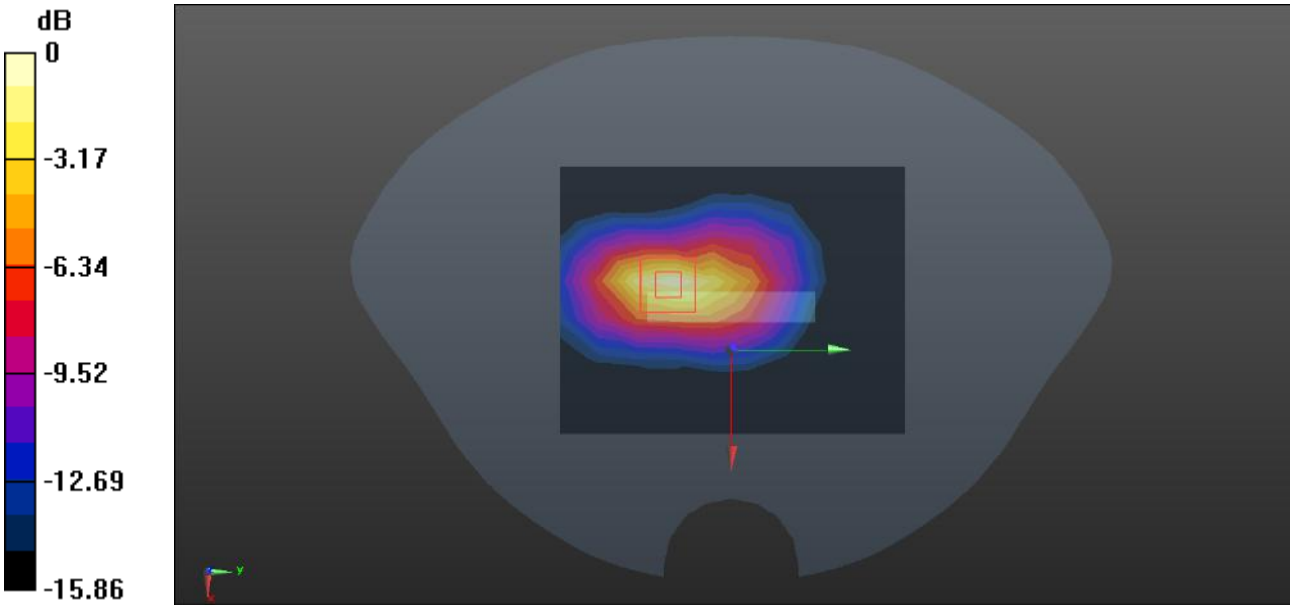

0 dB = 0.245 W/kg = -6.11 dBW/kg

Test Plot 27#: WCDMA Band 4_Head Left Cheek_Middle

DUT: Mobile Phone; Type: A666LN; Serial: 2BZF-3

Communication System: WCDMA; Frequency: 1732.6 MHz;Duty Cycle: 1:1
Medium parameters used (interpolated): f = 1732.6 MHz; σ = 1.36 S/m; ε_r = 39.69; ρ = 1000 kg/m^3
Phantom section: Left Section

DASY5 Configuration:

- Probe: EX3DV4 - SN7522; ConvF(8.15, 8.15, 8.15) @ 1732.6 MHz; Calibrated: 2023/5/29
- Sensor-Surface: 1.4mm (Mechanical Surface Detection)
- Electronics: DAE4 Sn1354; Calibrated: 2022/10/31
- Phantom: Twin SAM V5.0; Type: QD000P40CD; Serial: TP:1470
- Measurement SW: DASY52, Version 52.10 (2); SEMCAD X Version 14.6.12 (7470)

Area Scan (8x10x1): Measurement grid: dx=15mm, dy=15mm
Maximum value of SAR (measured) = 0.517 W/kg

Zoom Scan (5x5x7)/Cube 0: Measurement grid: dx=8mm, dy=8mm, dz=5mm
Reference Value = 16.24 V/m; Power Drift = -0.17 dB
Peak SAR (extrapolated) = 0.545 W/kg
SAR(1 g) = 0.385 W/kg; SAR(10 g) = 0.216 W/kg
Maximum value of SAR (measured) = 0.516 W/kg



0 dB = 0.516 W/kg = -2.87 dBW/kg

Test Plot 28#: WCDMA Band 4_Head Left Tilt_Middle

DUT: Mobile Phone; Type: A666LN; Serial: 2BZF-3

Communication System: WCDMA; Frequency: 1732.6 MHz;Duty Cycle: 1:1
Medium parameters used (interpolated): f = 1732.6 MHz; σ = 1.36 S/m; ε_r = 39.69; ρ = 1000 kg/m^3
Phantom section: Left Section

DASY5 Configuration:

- Probe: EX3DV4 - SN7522; ConvF(8.15, 8.15, 8.15) @ 1732.6 MHz; Calibrated: 2023/5/29
- Sensor-Surface: 1.4mm (Mechanical Surface Detection)
- Electronics: DAE4 Sn1354; Calibrated: 2022/10/31
- Phantom: Twin SAM V5.0; Type: QD000P40CD; Serial: TP:1470
- Measurement SW: DASY52, Version 52.10 (2); SEMCAD X Version 14.6.12 (7470)

Area Scan (8x10x1): Measurement grid: dx=15mm, dy=15mm
Maximum value of SAR (measured) = 0.678 W/kg

Zoom Scan (5x5x7)/Cube 0: Measurement grid: dx=8mm, dy=8mm, dz=5mm
Reference Value = 20.79 V/m; Power Drift = -0.16 dB
Peak SAR (extrapolated) = 0.903 W/kg
SAR(1 g) = 0.598 W/kg; SAR(10 g) = 0.316 W/kg
Maximum value of SAR (measured) = 0.757 W/kg



0 dB = 0.757 W/kg = -1.21 dBW/kg

Test Plot 29#: WCDMA Band 4_Head Right Cheek_Middle

DUT: Mobile Phone; Type: A666LN; Serial: 2BZF-3

Communication System: WCDMA; Frequency: 1732.6 MHz;Duty Cycle: 1:1
Medium parameters used (interpolated): f = 1732.6 MHz; σ = 1.36 S/m; ε_r = 39.69; ρ = 1000 kg/m^3
Phantom section: Right Section

DASY5 Configuration:

- Probe: EX3DV4 - SN7522; ConvF(8.15, 8.15, 8.15) @ 1732.6 MHz; Calibrated: 2023/5/29
- Sensor-Surface: 1.4mm (Mechanical Surface Detection)
- Electronics: DAE4 Sn1354; Calibrated: 2022/10/31
- Phantom: Twin SAM V5.0; Type: QD000P40CD; Serial: TP:1470
- Measurement SW: DASY52, Version 52.10 (2); SEMCAD X Version 14.6.12 (7470)

Area Scan (8x10x1): Measurement grid: dx=15mm, dy=15mm
Maximum value of SAR (measured) = 0.492 W/kg

Zoom Scan (5x5x7)/Cube 0: Measurement grid: dx=8mm, dy=8mm, dz=5mm
Reference Value = 13.58 V/m; Power Drift = 0.17 dB
Peak SAR (extrapolated) = 0.864 W/kg
SAR(1 g) = 0.543 W/kg; SAR(10 g) = 0.286 W/kg
Maximum value of SAR (measured) = 0.804 W/kg

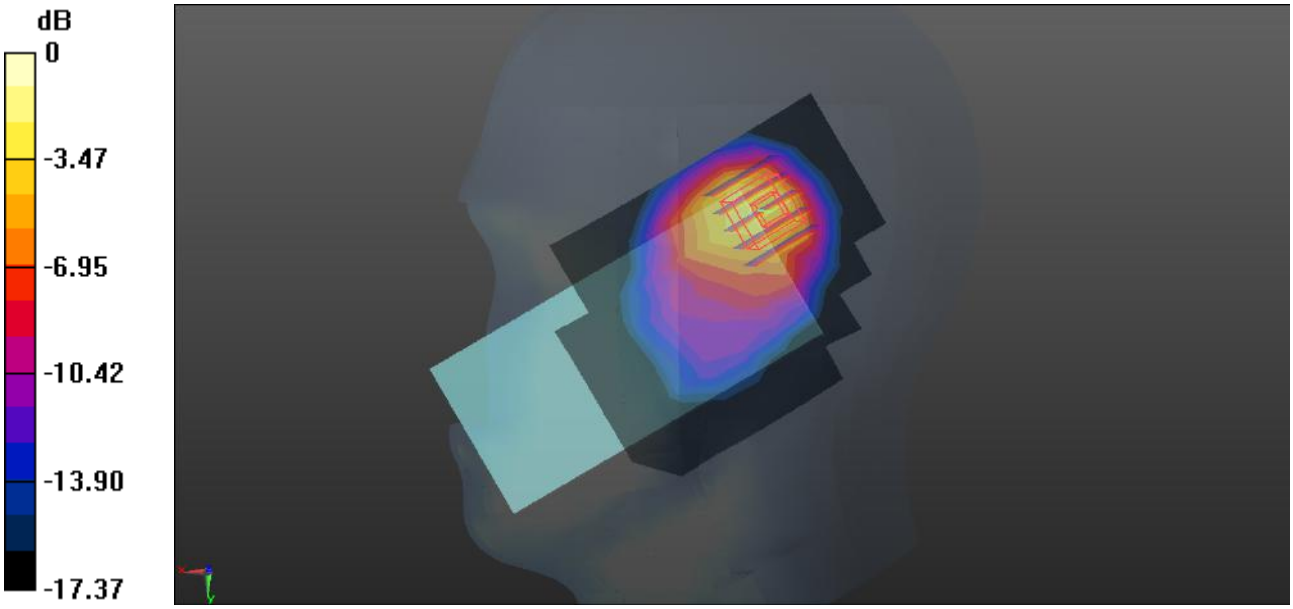

0 dB = 0.804 W/kg = -0.95 dBW/kg

Test Plot 30#: WCDMA Band 4_Head Right Tilt_Middle

DUT: Mobile Phone; Type: A666LN; Serial: 2BZF-3

Communication System: WCDMA; Frequency: 1732.6 MHz;Duty Cycle: 1:1
Medium parameters used (interpolated): f = 1732.6 MHz; σ = 1.36 S/m; ε_r = 39.69; ρ = 1000 kg/m^3
Phantom section: Right Section

DASY5 Configuration:

- Probe: EX3DV4 - SN7522; ConvF(8.15, 8.15, 8.15) @ 1732.6 MHz; Calibrated: 2023/5/29
- Sensor-Surface: 1.4mm (Mechanical Surface Detection)
- Electronics: DAE4 Sn1354; Calibrated: 2022/10/31
- Phantom: Twin SAM V5.0; Type: QD000P40CD; Serial: TP:1470
- Measurement SW: DASY52, Version 52.10 (2); SEMCAD X Version 14.6.12 (7470)

Area Scan (8x10x1): Measurement grid: dx=15mm, dy=15mm
Maximum value of SAR (measured) = 0.493 W/kg

Zoom Scan (5x5x7)/Cube 0: Measurement grid: dx=8mm, dy=8mm, dz=5mm
Reference Value = 14.47 V/m; Power Drift = 0.04 dB
Peak SAR (extrapolated) = 1.07 W/kg
SAR(1 g) = 0.662 W/kg; SAR(10 g) = 0.333 W/kg
Maximum value of SAR (measured) = 1.01 W/kg

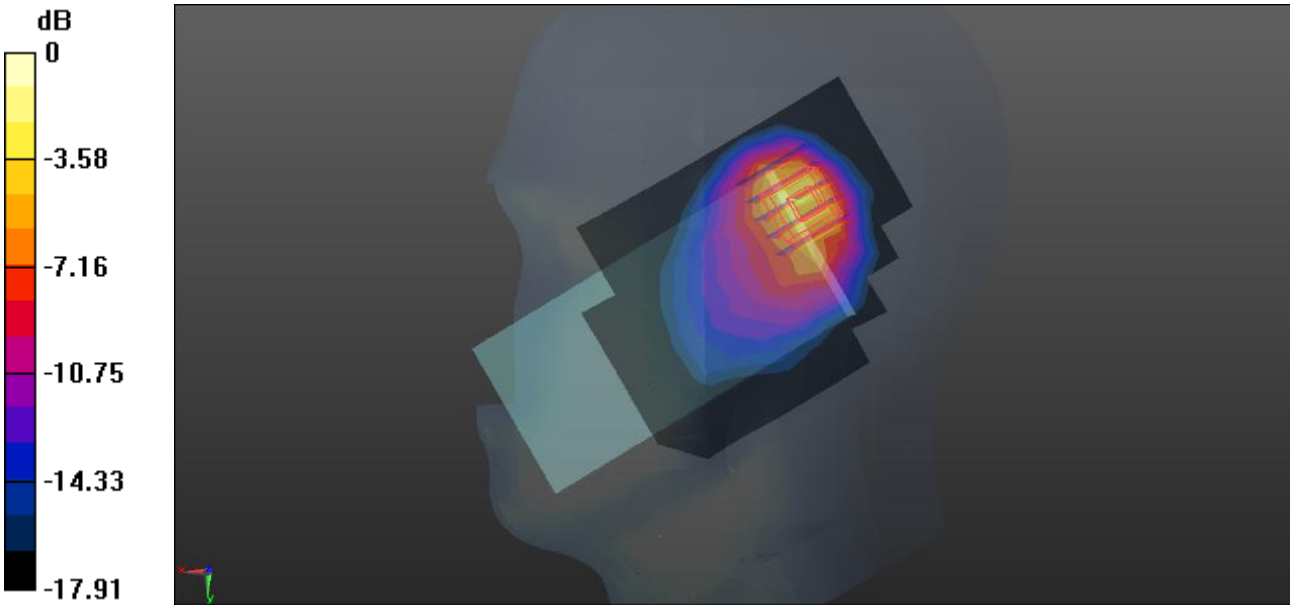

0 dB = 1.01 W/kg = 0.04 dBW/kg

Test Plot 31#: WCDMA Band 4_Body Front_Middle

DUT: Mobile Phone; Type: A666LN; Serial: 2BZF-3

Communication System: WCDMA; Frequency: 1732.6 MHz;Duty Cycle: 1:1
Medium parameters used (interpolated): f = 1732.6 MHz; σ = 1.36 S/m; ε_r = 39.69; ρ = 1000 kg/m^3
Phantom section: Flat Section

DASY5 Configuration:

- Probe: EX3DV4 - SN7522; ConvF(8.15, 8.15, 8.15) @ 1732.6 MHz; Calibrated: 2023/5/29
- Sensor-Surface: 1.4mm (Mechanical Surface Detection)
- Electronics: DAE4 Sn1354; Calibrated: 2022/10/31
- Phantom: Twin SAM V5.0; Type: QD000P40CD; Serial: TP:1470
- Measurement SW: DASY52, Version 52.10 (2); SEMCAD X Version 14.6.12 (7470)

Area Scan (8x10x1): Measurement grid: dx=15mm, dy=15mm
Maximum value of SAR (measured) = 0.160 W/kg

Zoom Scan (5x5x7)/Cube 0: Measurement grid: dx=8mm, dy=8mm, dz=5mm
Reference Value = 10.53 V/m; Power Drift = -0.07 dB
Peak SAR (extrapolated) = 0.200 W/kg
SAR(1 g) = 0.143 W/kg; SAR(10 g) = 0.084 W/kg
Maximum value of SAR (measured) = 0.185 W/kg

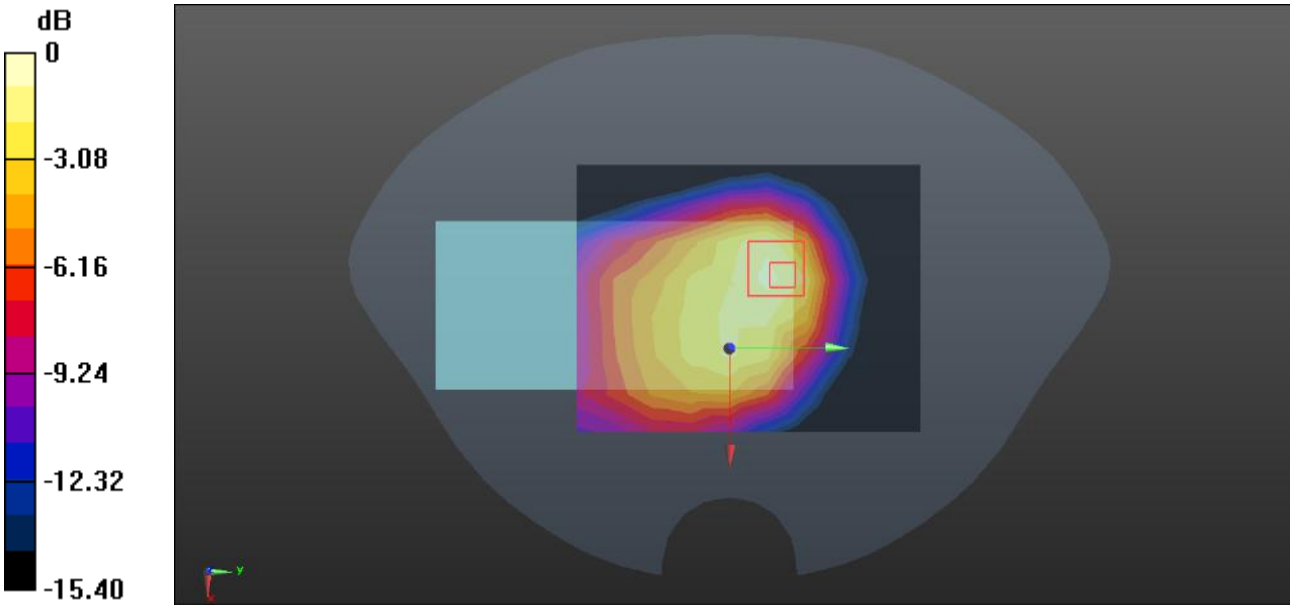

0 dB = 0.185 W/kg = -7.33 dBW/kg

Test Plot 32#: WCDMA Band 4_Body Back_Middle

DUT: Mobile Phone; Type: A666LN; Serial: 2BZF-3

Communication System: WCDMA; Frequency: 1732.6 MHz;Duty Cycle: 1:1
Medium parameters used (interpolated): f = 1732.6 MHz; σ = 1.36 S/m; ε_r = 39.69; ρ = 1000 kg/m^3
Phantom section: Flat Section

DASY5 Configuration:

- Probe: EX3DV4 - SN7522; ConvF(8.15, 8.15, 8.15) @ 1732.6 MHz; Calibrated: 2023/5/29
- Sensor-Surface: 1.4mm (Mechanical Surface Detection)
- Electronics: DAE4 Sn1354; Calibrated: 2022/10/31
- Phantom: Twin SAM V5.0; Type: QD000P40CD; Serial: TP:1470
- Measurement SW: DASY52, Version 52.10 (2); SEMCAD X Version 14.6.12 (7470)

Area Scan (8x10x1): Measurement grid: dx=15mm, dy=15mm
Maximum value of SAR (measured) = 0.272 W/kg

Zoom Scan (5x5x7)/Cube 0: Measurement grid: dx=8mm, dy=8mm, dz=5mm
Reference Value = 13.38 V/m; Power Drift = -0.15 dB
Peak SAR (extrapolated) = 0.358 W/kg
SAR(1 g) = 0.229 W/kg; SAR(10 g) = 0.133 W/kg
Maximum value of SAR (measured) = 0.324 W/kg

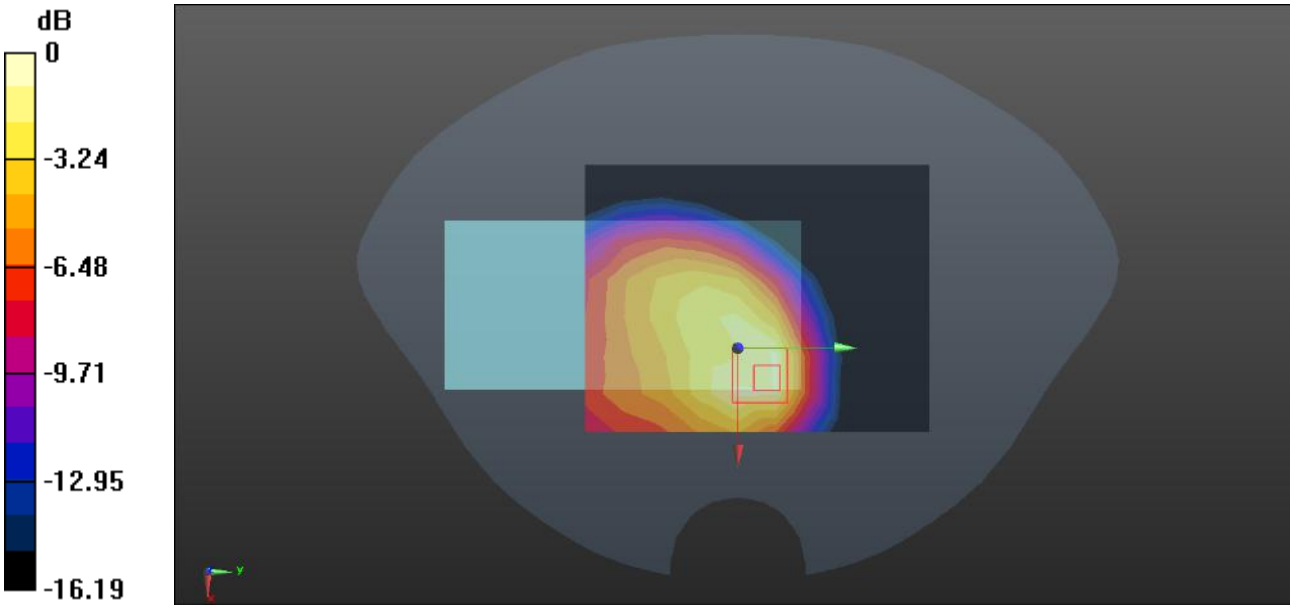

0 dB = 0.324 W/kg = -4.89 dBW/kg

Test Plot 33#: WCDMA Band 4_Body Left_Middle

DUT: Mobile Phone; Type: A666LN; Serial: 2BZF-3

Communication System: WCDMA; Frequency: 1732.6 MHz;Duty Cycle: 1:1
Medium parameters used (interpolated): f = 1732.6 MHz; σ = 1.36 S/m; ε_r = 39.69; ρ = 1000 kg/m^3
Phantom section: Flat Section

DASY5 Configuration:

- Probe: EX3DV4 - SN7522; ConvF(8.15, 8.15, 8.15) @ 1732.6 MHz; Calibrated: 2023/5/29
- Sensor-Surface: 1.4mm (Mechanical Surface Detection)
- Electronics: DAE4 Sn1354; Calibrated: 2022/10/31
- Phantom: Twin SAM V5.0; Type: QD000P40CD; Serial: TP:1470
- Measurement SW: DASY52, Version 52.10 (2); SEMCAD X Version 14.6.12 (7470)

Area Scan (8x10x1): Measurement grid: dx=15mm, dy=15mm
Maximum value of SAR (measured) = 0.0445 W/kg

Zoom Scan (5x5x7)/Cube 0: Measurement grid: dx=8mm, dy=8mm, dz=5mm
Reference Value = 7.332 V/m; Power Drift = -0.18 dB
Peak SAR (extrapolated) = 0.0630 W/kg
SAR(1 g) = 0.042 W/kg; SAR(10 g) = 0.025 W/kg
Maximum value of SAR (measured) = 0.0564 W/kg

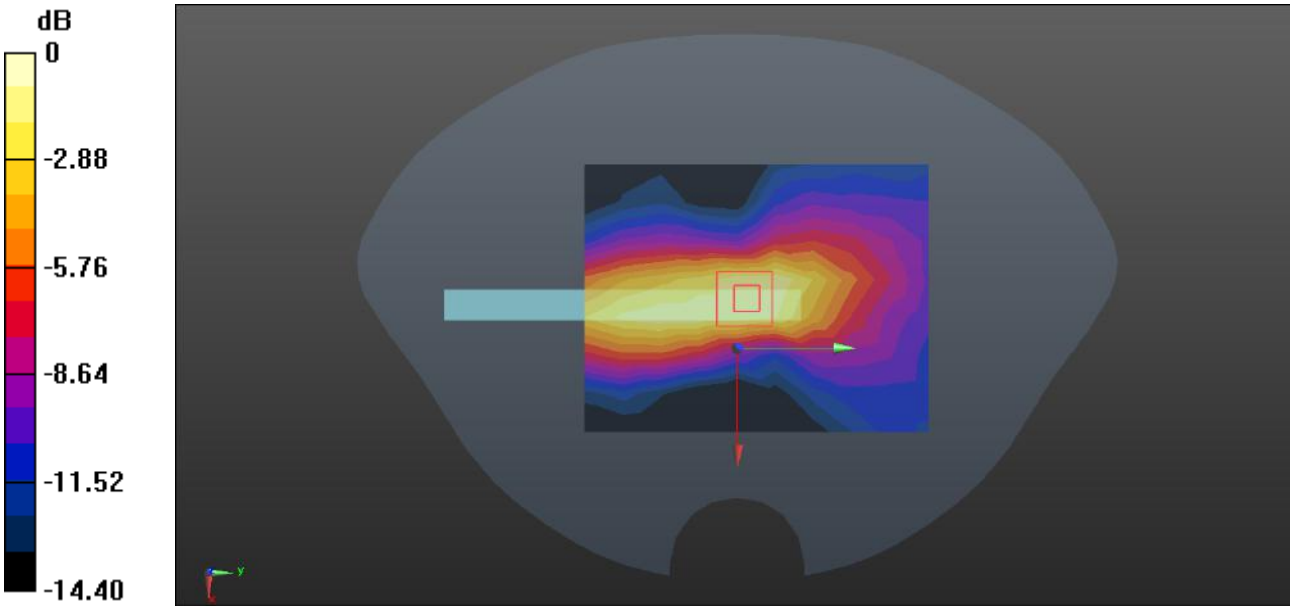

0 dB = 0.0564 W/kg = -12.49 dBW/kg

Test Plot 34#: WCDMA Band 4_Body Top_Middle

DUT: Mobile Phone; Type: A666LN; Serial: 2BZF-3

Communication System: WCDMA; Frequency: 1732.6 MHz;Duty Cycle: 1:1
Medium parameters used (interpolated): f = 1732.6 MHz; σ = 1.36 S/m; ε_r = 39.69; ρ = 1000 kg/m^3
Phantom section: Flat Section

DASY5 Configuration:

- Probe: EX3DV4 - SN7522; ConvF(8.15, 8.15, 8.15) @ 1732.6 MHz; Calibrated: 2023/5/29
- Sensor-Surface: 1.4mm (Mechanical Surface Detection)
- Electronics: DAE4 Sn1354; Calibrated: 2022/10/31
- Phantom: Twin SAM V5.0; Type: QD000P40CD; Serial: TP:1470
- Measurement SW: DASY52, Version 52.10 (2); SEMCAD X Version 14.6.12 (7470)

Area Scan (8x10x1): Measurement grid: dx=15mm, dy=15mm
Maximum value of SAR (measured) = 0.214 W/kg

Zoom Scan (5x5x7)/Cube 0: Measurement grid: dx=8mm, dy=8mm, dz=5mm
Reference Value = 14.55 V/m; Power Drift = -0.13 dB
Peak SAR (extrapolated) = 0.348 W/kg
SAR(1 g) = 0.239 W/kg; SAR(10 g) = 0.133 W/kg
Maximum value of SAR (measured) = 0.322 W/kg

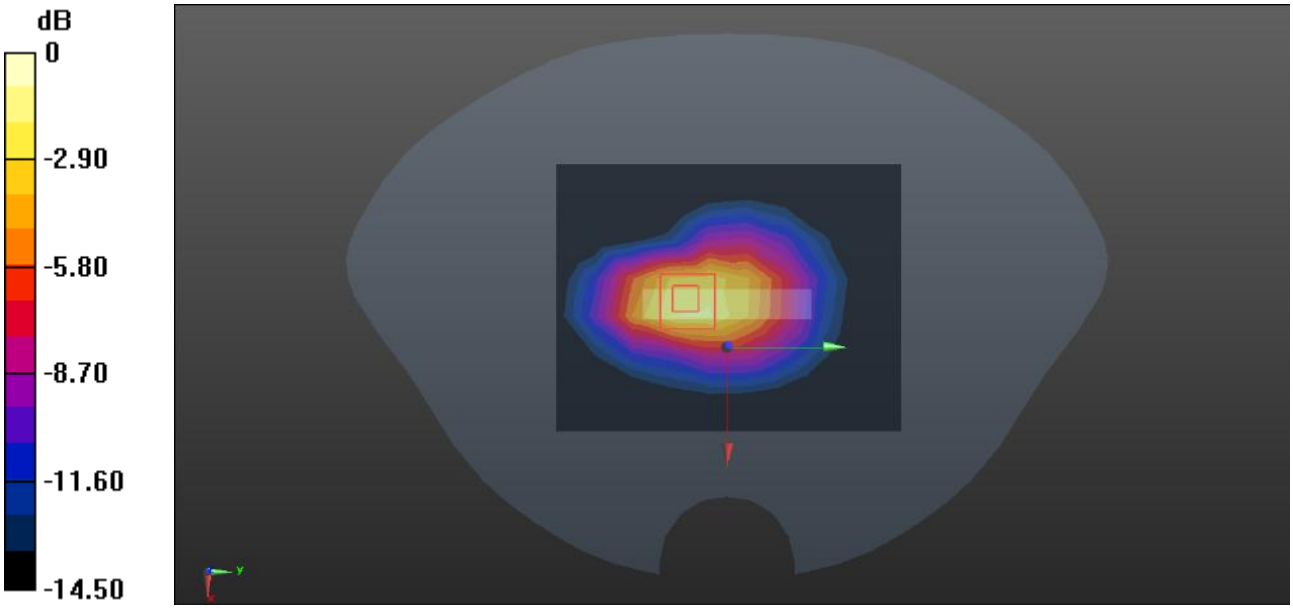

0 dB = 0.322 W/kg = -4.92 dBW/kg

Test Plot 35#: WCDMA Band 5_Head Left Cheek_Middle

DUT: Mobile Phone; Type: A666LN; Serial: 2BZF-3

Communication System: WCDMA; Frequency: 836.6 MHz;Duty Cycle: 1:1
Medium parameters used (interpolated): f = 836.6 MHz; σ = 0.943 S/m; ε_r = 40.86; ρ = 1000 kg/m^3
Phantom section: Left Section

DASY5 Configuration:

- Probe: EX3DV4 - SN7522; ConvF(9.9, 9.9, 9.9) @ 836.6 MHz; Calibrated: 2023/5/29
- Sensor-Surface: 1.4mm (Mechanical Surface Detection)
- Electronics: DAE4 Sn1354; Calibrated: 2022/10/31
- Phantom: Twin SAM V5.0; Type: QD000P40CD; Serial: TP:1470
- Measurement SW: DASY52, Version 52.10 (2); SEMCAD X Version 14.6.12 (7470)

Area Scan (8x8x1): Measurement grid: dx=15mm, dy=15mm
Maximum value of SAR (measured) = 0.389 W/kg

Zoom Scan (5x5x7)/Cube 0: Measurement grid: dx=8mm, dy=8mm, dz=5mm
Reference Value = 21.75 V/m; Power Drift = -0.09 dB
Peak SAR (extrapolated) = 0.457 W/kg
SAR(1 g) = 0.317 W/kg; SAR(10 g) = 0.215 W/kg
Maximum value of SAR (measured) = 0.393 W/kg

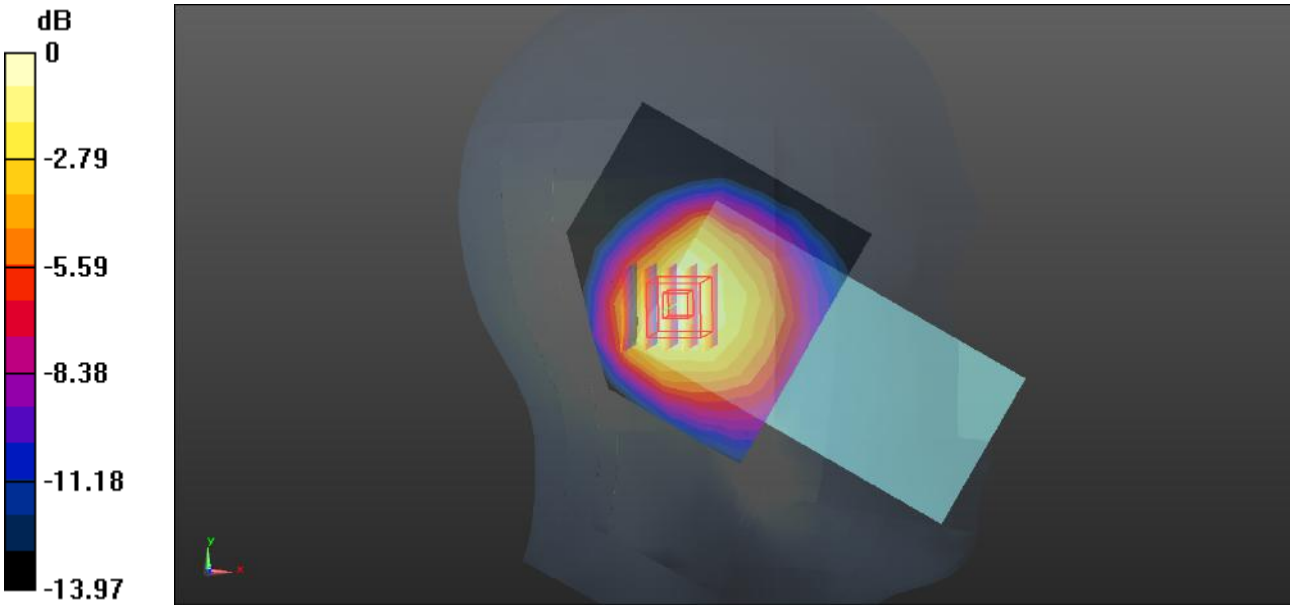

0 dB = 0.393 W/kg = -4.06 dBW/kg

Test Plot 36#: WCDMA Band 5_Head Left Tilt_Middle

DUT: Mobile Phone; Type: A666LN; Serial: 2BZF-3

Communication System: WCDMA; Frequency: 836.6 MHz;Duty Cycle: 1:1
Medium parameters used (interpolated): f = 836.6 MHz; σ = 0.943 S/m; ε_r = 40.86; ρ = 1000 kg/m^3
Phantom section: Left Section

DASY5 Configuration:

- Probe: EX3DV4 - SN7522; ConvF(9.9, 9.9, 9.9) @ 836.6 MHz; Calibrated: 2023/5/29
- Sensor-Surface: 1.4mm (Mechanical Surface Detection)
- Electronics: DAE4 Sn1354; Calibrated: 2022/10/31
- Phantom: Twin SAM V5.0; Type: QD000P40CD; Serial: TP:1470
- Measurement SW: DASY52, Version 52.10 (2); SEMCAD X Version 14.6.12 (7470)

Area Scan (8x8x1): Measurement grid: dx=15mm, dy=15mm
Maximum value of SAR (measured) = 0.417 W/kg

Zoom Scan (5x5x7)/Cube 0: Measurement grid: dx=8mm, dy=8mm, dz=5mm
Reference Value = 22.75 V/m; Power Drift = -0.09 dB
Peak SAR (extrapolated) = 0.498 W/kg
SAR(1 g) = 0.311 W/kg; SAR(10 g) = 0.198 W/kg
Maximum value of SAR (measured) = 0.422 W/kg



0 dB = 0.422 W/kg = -3.75 dBW/kg

Test Plot 37#: WCDMA Band 5_Head Right Cheek_Middle

DUT: Mobile Phone; Type: A666LN; Serial: 2BZF-3

Communication System: WCDMA; Frequency: 836.6 MHz;Duty Cycle: 1:1
Medium parameters used (interpolated): f = 836.6 MHz; σ = 0.943 S/m; ε_r = 40.86; ρ = 1000 kg/m^3
Phantom section: Right Section

DASY5 Configuration:

- Probe: EX3DV4 - SN7522; ConvF(9.9, 9.9, 9.9) @ 836.6 MHz; Calibrated: 2023/5/29
- Sensor-Surface: 1.4mm (Mechanical Surface Detection)
- Electronics: DAE4 Sn1354; Calibrated: 2022/10/31
- Phantom: Twin SAM V5.0; Type: QD000P40CD; Serial: TP:1470
- Measurement SW: DASY52, Version 52.10 (2); SEMCAD X Version 14.6.12 (7470)

Area Scan (8x8x1): Measurement grid: dx=15mm, dy=15mm
Maximum value of SAR (measured) = 0.596 W/kg

Zoom Scan (5x5x7)/Cube 0: Measurement grid: dx=8mm, dy=8mm, dz=5mm
Reference Value = 20.25 V/m; Power Drift = -0.01 dB
Peak SAR (extrapolated) = 1.02 W/kg
SAR(1 g) = 0.456 W/kg; SAR(10 g) = 0.262 W/kg
Maximum value of SAR (measured) = 0.794 W/kg

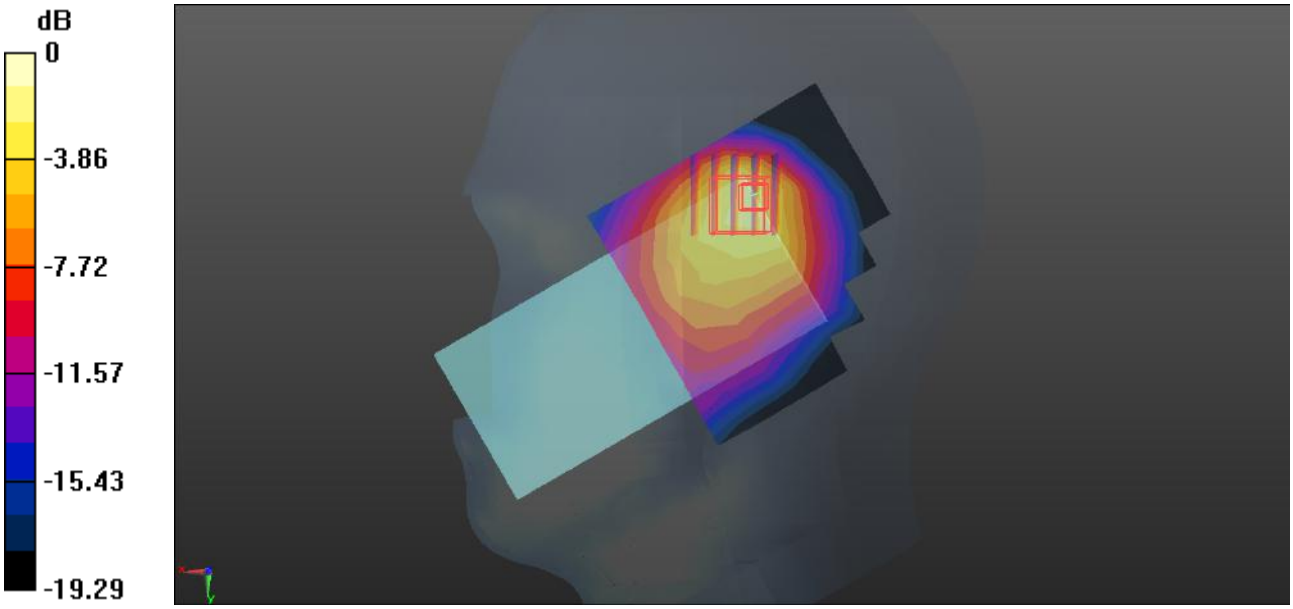

0 dB = 0.794 W/kg = -1.00 dBW/kg

Test Plot 38#: WCDMA Band 5_Head Right Tilt_Middle

DUT: Mobile Phone; Type: A666LN; Serial: 2BZF-3

Communication System: WCDMA; Frequency: 836.6 MHz;Duty Cycle: 1:1
Medium parameters used (interpolated): f = 836.6 MHz; σ = 0.943 S/m; ε_r = 40.86; ρ = 1000 kg/m^3
Phantom section: Right Section

DASY5 Configuration:

- Probe: EX3DV4 - SN7522; ConvF(9.9, 9.9, 9.9) @ 836.6 MHz; Calibrated: 2023/5/29
- Sensor-Surface: 1.4mm (Mechanical Surface Detection)
- Electronics: DAE4 Sn1354; Calibrated: 2022/10/31
- Phantom: Twin SAM V5.0; Type: QD000P40CD; Serial: TP:1470
- Measurement SW: DASY52, Version 52.10 (2); SEMCAD X Version 14.6.12 (7470)

Area Scan (8x8x1): Measurement grid: dx=15mm, dy=15mm
Maximum value of SAR (measured) = 0.437 W/kg

Zoom Scan (5x5x7)/Cube 0: Measurement grid: dx=8mm, dy=8mm, dz=5mm
Reference Value = 19.62 V/m; Power Drift = -0.11 dB
Peak SAR (extrapolated) = 1.04 W/kg
SAR(1 g) = 0.408 W/kg; SAR(10 g) = 0.209 W/kg
Maximum value of SAR (measured) = 0.781 W/kg

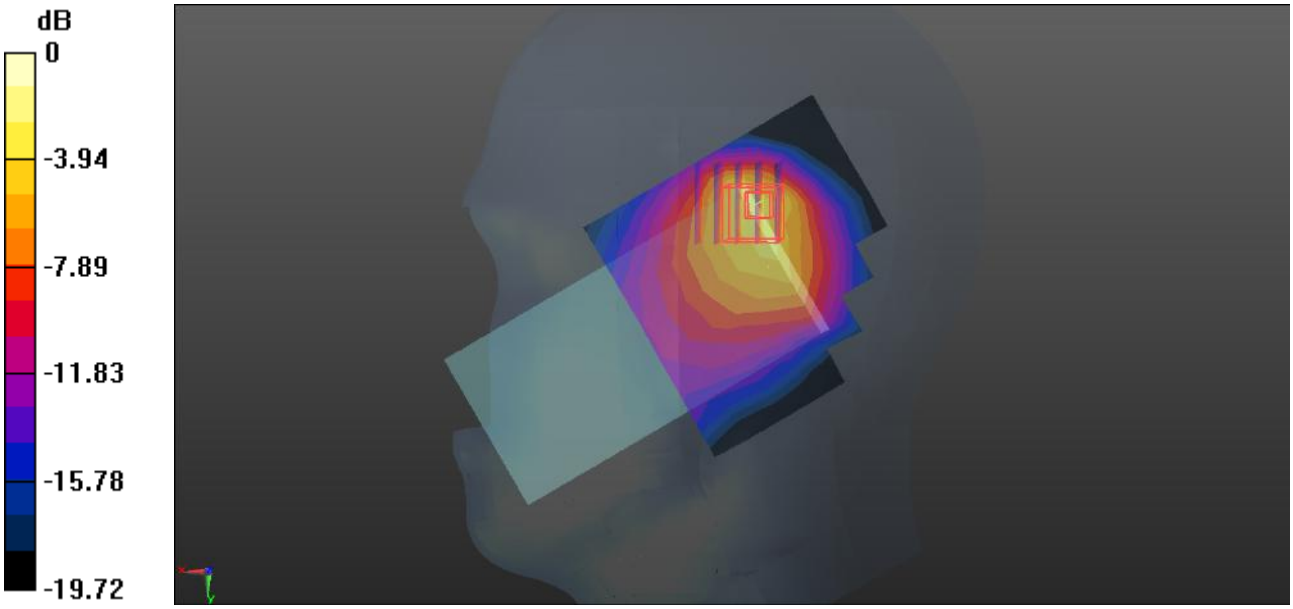

0 dB = 0.781 W/kg = -1.07 dBW/kg

Test Plot 39#: WCDMA Band 5_Body Front_Middle

DUT: Mobile Phone; Type: A666LN; Serial: 2BZF-3

Communication System: WCDMA; Frequency: 836.6 MHz;Duty Cycle: 1:1
Medium parameters used (interpolated): f = 836.6 MHz; σ = 0.943 S/m; ε_r = 40.86; ρ = 1000 kg/m^3
Phantom section: Flat Section

DASY5 Configuration:

- Probe: EX3DV4 - SN7522; ConvF(9.9, 9.9, 9.9) @ 836.6 MHz; Calibrated: 2023/5/29
- Sensor-Surface: 1.4mm (Mechanical Surface Detection)
- Electronics: DAE4 Sn1354; Calibrated: 2022/10/31
- Phantom: Twin SAM V5.0; Type: QD000P40CD; Serial: TP:1470
- Measurement SW: DASY52, Version 52.10 (2); SEMCAD X Version 14.6.12 (7470)

Area Scan (8x10x1): Measurement grid: dx=15mm, dy=15mm
Maximum value of SAR (measured) = 0.100 W/kg

Zoom Scan (5x5x7)/Cube 0: Measurement grid: dx=8mm, dy=8mm, dz=5mm
Reference Value = 11.04 V/m; Power Drift = -0.18 dB
Peak SAR (extrapolated) = 0.112 W/kg
SAR(1 g) = 0.078 W/kg; SAR(10 g) = 0.053 W/kg
Maximum value of SAR (measured) = 0.0979 W/kg

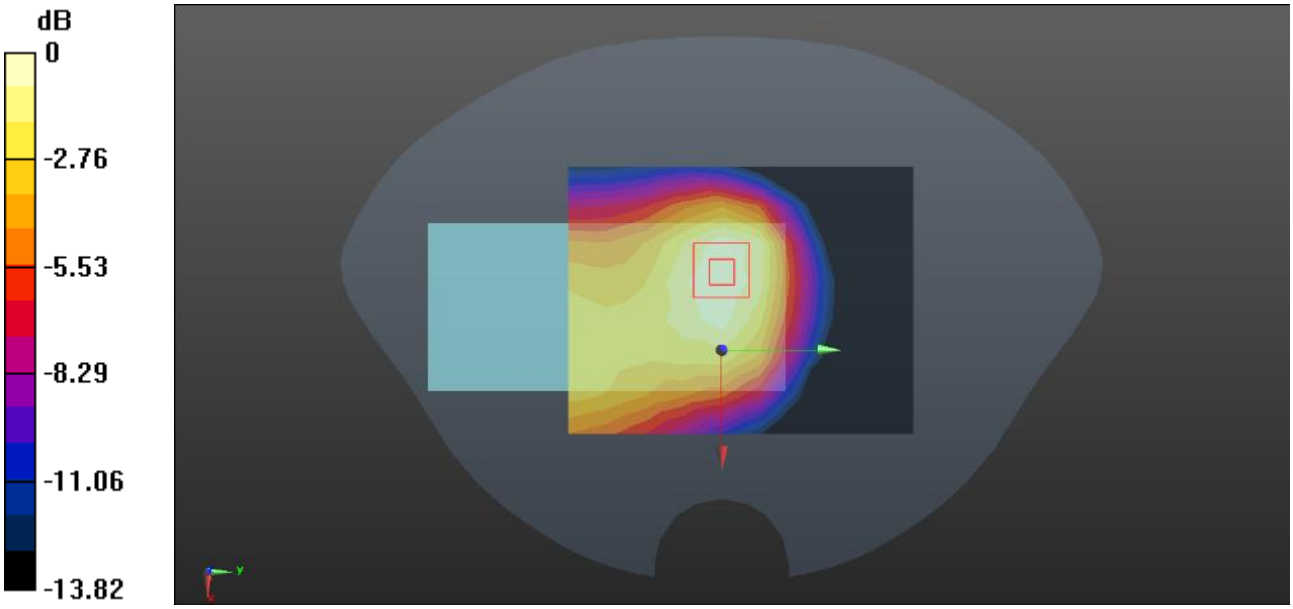

0 dB = 0.0979 W/kg = -10.09 dBW/kg

Test Plot 40#: WCDMA Band 5_Body Back_Middle

DUT: Mobile Phone; Type: A666LN; Serial: 2BZF-3

Communication System: WCDMA; Frequency: 836.6 MHz;Duty Cycle: 1:1
Medium parameters used (interpolated): f = 836.6 MHz; σ = 0.943 S/m; ε_r = 40.86; ρ = 1000 kg/m^3
Phantom section: Flat Section

DASY5 Configuration:

- Probe: EX3DV4 - SN7522; ConvF(9.9, 9.9, 9.9) @ 836.6 MHz; Calibrated: 2023/5/29
- Sensor-Surface: 1.4mm (Mechanical Surface Detection)
- Electronics: DAE4 Sn1354; Calibrated: 2022/10/31
- Phantom: Twin SAM V5.0; Type: QD000P40CD; Serial: TP:1470
- Measurement SW: DASY52, Version 52.10 (2); SEMCAD X Version 14.6.12 (7470)

Area Scan (8x10x1): Measurement grid: dx=15mm, dy=15mm
Maximum value of SAR (measured) = 0.221 W/kg

Zoom Scan (5x5x7)/Cube 0: Measurement grid: dx=8mm, dy=8mm, dz=5mm
Reference Value = 13.90 V/m; Power Drift = -0.02 dB
Peak SAR (extrapolated) = 0.279 W/kg
SAR(1 g) = 0.159 W/kg; SAR(10 g) = 0.099 W/kg
Maximum value of SAR (measured) = 0.231 W/kg

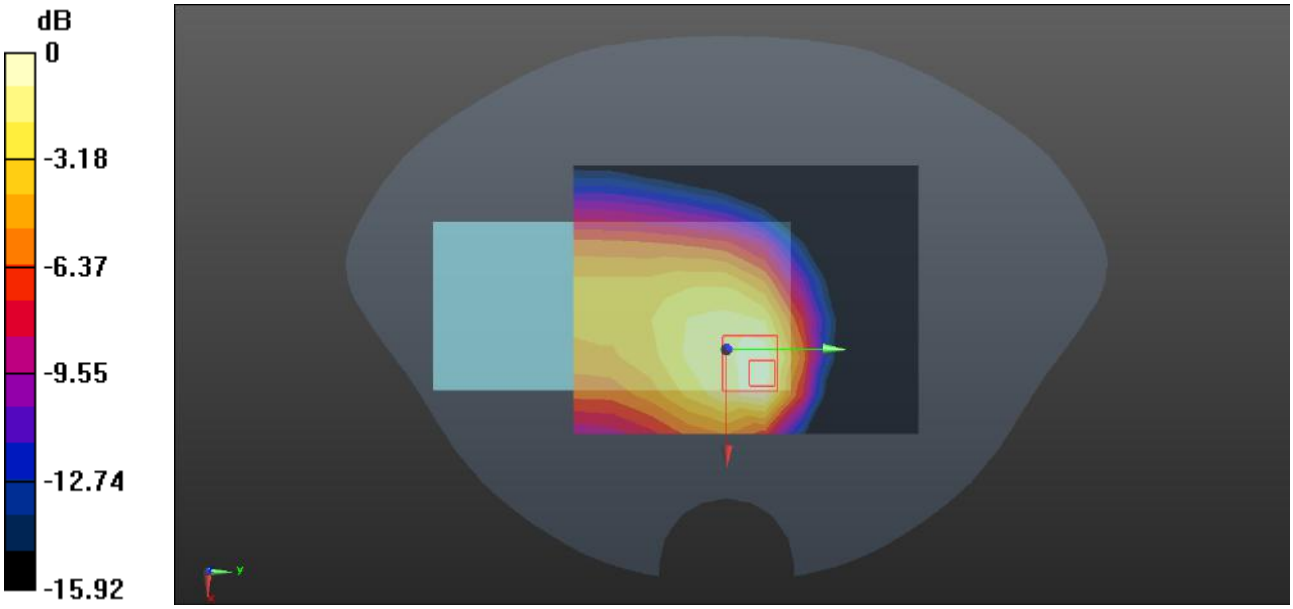

0 dB = 0.231 W/kg = -6.36 dBW/kg

Test Plot 41#: WCDMA Band 5_Body Left_Middle

DUT: Mobile Phone; Type: A666LN; Serial: 2BZF-3

Communication System: WCDMA; Frequency: 836.6 MHz;Duty Cycle: 1:1
Medium parameters used (interpolated): f = 836.6 MHz; σ = 0.943 S/m; ε_r = 40.86; ρ = 1000 kg/m^3
Phantom section: Flat Section

DASY5 Configuration:

- Probe: EX3DV4 - SN7522; ConvF(9.9, 9.9, 9.9) @ 836.6 MHz; Calibrated: 2023/5/29
- Sensor-Surface: 1.4mm (Mechanical Surface Detection)
- Electronics: DAE4 Sn1354; Calibrated: 2022/10/31
- Phantom: Twin SAM V5.0; Type: QD000P40CD; Serial: TP:1470
- Measurement SW: DASY52, Version 52.10 (2); SEMCAD X Version 14.6.12 (7470)

Area Scan (7x14x1): Measurement grid: dx=15mm, dy=15mm
Maximum value of SAR (measured) = 0.0534 W/kg

Zoom Scan (5x5x7)/Cube 0: Measurement grid: dx=8mm, dy=8mm, dz=5mm
Reference Value = 4.594 V/m; Power Drift = 0.20 dB
Peak SAR (extrapolated) = 0.0630 W/kg
SAR(1 g) = 0.048 W/kg; SAR(10 g) = 0.035 W/kg
Maximum value of SAR (measured) = 0.0588 W/kg

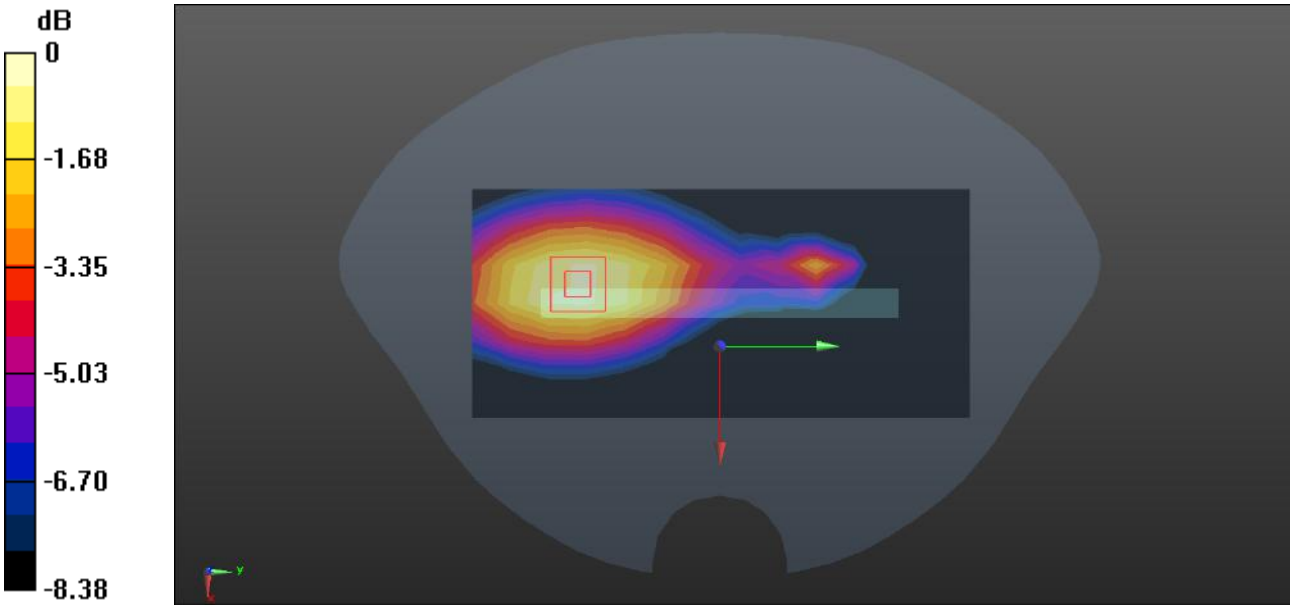

0 dB = 0.0588 W/kg = -12.31 dBW/kg

Test Plot 42#: WCDMA Band 5_Body Top_Middle

DUT: Mobile Phone; Type: A666LN; Serial: 2BZF-3

Communication System: WCDMA; Frequency: 836.6 MHz;Duty Cycle: 1:1
Medium parameters used (interpolated): f = 836.6 MHz; σ = 0.943 S/m; ε_r = 40.86; ρ = 1000 kg/m^3
Phantom section: Flat Section

DASY5 Configuration:

- Probe: EX3DV4 - SN7522; ConvF(9.9, 9.9, 9.9) @ 836.6 MHz; Calibrated: 2023/5/29
- Sensor-Surface: 1.4mm (Mechanical Surface Detection)
- Electronics: DAE4 Sn1354; Calibrated: 2022/10/31
- Phantom: Twin SAM V5.0; Type: QD000P40CD; Serial: TP:1470
- Measurement SW: DASY52, Version 52.10 (2); SEMCAD X Version 14.6.12 (7470)

Area Scan (8x10x1): Measurement grid: dx=15mm, dy=15mm
Maximum value of SAR (measured) = 0.122 W/kg

Zoom Scan (5x5x7)/Cube 0: Measurement grid: dx=8mm, dy=8mm, dz=5mm
Reference Value = 10.17 V/m; Power Drift = -0.09 dB
Peak SAR (extrapolated) = 0.145 W/kg
SAR(1 g) = 0.088 W/kg; SAR(10 g) = 0.058 W/kg
Maximum value of SAR (measured) = 0.124 W/kg

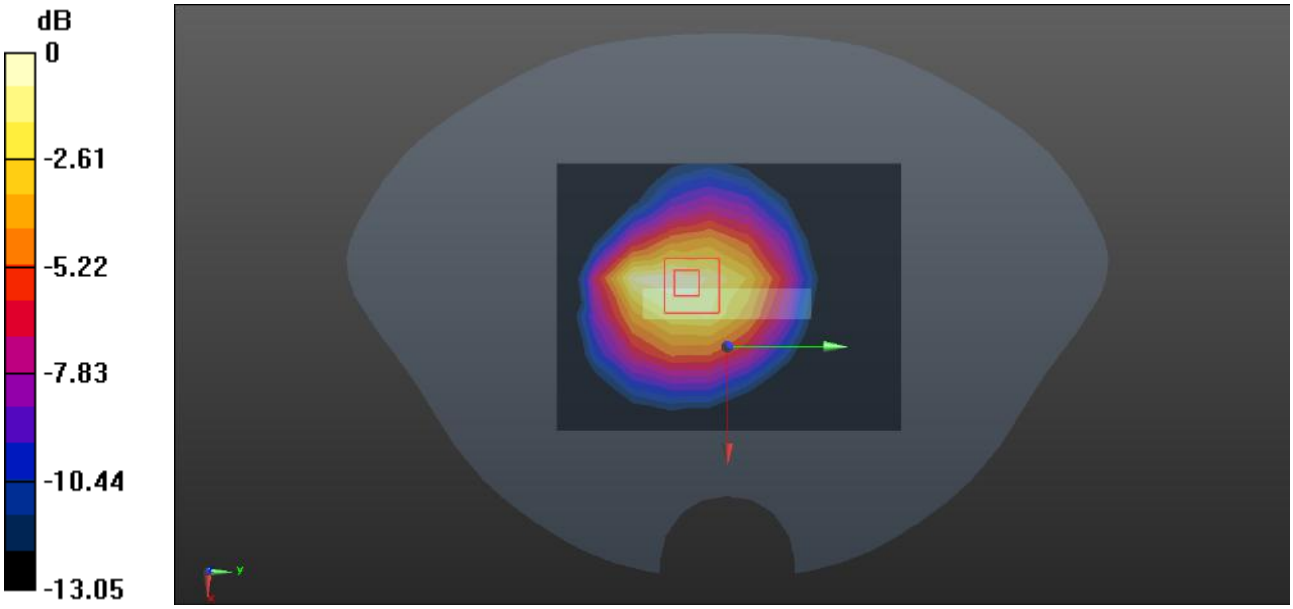

0 dB = 0.124 W/kg = -9.07 dBW/kg

Test Plot 43#: LTE Band 2_Head Left Cheek_1RB_Middle

DUT: Mobile Phone; Type: A666LN; Serial: 2BZF-3

Communication System: Generic FDD-LTE; Frequency: 1880 MHz;Duty Cycle: 1:1
Medium parameters used: f = 1880 MHz; σ = 1.365 S/m; ε_r = 40.059; ρ = 1000 kg/m^3
Phantom section: Left Section

DASY5 Configuration:

- Probe: EX3DV4 - SN7522; ConvF(7.94, 7.94, 7.94) @ 1880 MHz; Calibrated: 2023/5/29
- Sensor-Surface: 1.4mm (Mechanical Surface Detection)
- Electronics: DAE4 Sn1354; Calibrated: 2022/10/31
- Phantom: Twin SAM V5.0; Type: QD000P40CD; Serial: TP:1470
- Measurement SW: DASY52, Version 52.10 (2); SEMCAD X Version 14.6.12 (7470)

Area Scan (8x14x1): Measurement grid: dx=15mm, dy=15mm
Maximum value of SAR (measured) = 0.485 W/kg

Zoom Scan (5x5x7)/Cube 0: Measurement grid: dx=8mm, dy=8mm, dz=5mm
Reference Value = 15.29 V/m; Power Drift = 0.09 dB
Peak SAR (extrapolated) = 0.555 W/kg
SAR(1 g) = 0.382 W/kg; SAR(10 g) = 0.220 W/k
Maximum value of SAR (measured) = 0.482 W/kg



0 dB = 0.482 W/kg = -3.17 dBW/kg

Test Plot 44#: LTE Band 2_Head Left Cheek_50%RB_Middle

DUT: Mobile Phone; Type: A666LN; Serial: 2BZF-3

Communication System: Generic FDD-LTE; Frequency: 1880 MHz;Duty Cycle: 1:1
Medium parameters used: f = 1880 MHz; σ = 1.365 S/m; ε_r = 40.059; ρ = 1000 kg/m^3
Phantom section: Left Section

DASY5 Configuration:

- Probe: EX3DV4 - SN7522; ConvF(7.94, 7.94, 7.94) @ 1880 MHz; Calibrated: 2023/5/29
- Sensor-Surface: 1.4mm (Mechanical Surface Detection)
- Electronics: DAE4 Sn1354; Calibrated: 2022/10/31
- Phantom: Twin SAM V5.0; Type: QD000P40CD; Serial: TP:1470
- Measurement SW: DASY52, Version 52.10 (2); SEMCAD X Version 14.6.12 (7470)

Area Scan (8x14x1): Measurement grid: dx=15mm, dy=15mm
Maximum value of SAR (measured) = 0.449 W/kg

Zoom Scan (5x5x7)/Cube 0: Measurement grid: dx=8mm, dy=8mm, dz=5mm
Reference Value = 14.74 V/m; Power Drift = 0.10 dB
Peak SAR (extrapolated) = 0.514 W/kg
SAR(1 g) = 0.352 W/kg; SAR(10 g) = 0.203 W/kg
Maximum value of SAR (measured) = 0.449 W/kg



0 dB = 0.449 W/kg = -3.48 dBW/kg

Test Plot 45#: LTE Band 2_Head Left Tilt _1RB_Middle

DUT: Mobile Phone; Type: A666LN; Serial: 2BZF-3

Communication System: Generic FDD-LTE; Frequency: 1880 MHz;Duty Cycle: 1:1
Medium parameters used: f = 1880 MHz; σ = 1.365 S/m; ε_r = 40.059; ρ = 1000 kg/m^3
Phantom section: Left Section

DASY5 Configuration:

- Probe: EX3DV4 - SN7522; ConvF(7.94, 7.94, 7.94) @ 1880 MHz; Calibrated: 2023/5/29
- Sensor-Surface: 1.4mm (Mechanical Surface Detection)
- Electronics: DAE4 Sn1354; Calibrated: 2022/10/31
- Phantom: Twin SAM V5.0; Type: QD000P40CD; Serial: TP:1470
- Measurement SW: DASY52, Version 52.10 (2); SEMCAD X Version 14.6.12 (7470)

Area Scan (8x14x1): Measurement grid: dx=15mm, dy=15mm
Maximum value of SAR (measured) = 0.653 W/kg

Zoom Scan (5x5x7)/Cube 0: Measurement grid: dx=8mm, dy=8mm, dz=5mm
Reference Value = 17.79 V/m; Power Drift = 0.02 dB
Peak SAR (extrapolated) = 0.796 W/kg
SAR(1 g) = 0.545 W/kg; SAR(10 g) = 0.293 W/kg
Maximum value of SAR (measured) = 0.745 W/kg



0 dB = 0.745 W/kg = -1.28 dBW/kg

Test Plot 46#: LTE Band 2_Head Left Tilt_50%RB_Middle

DUT: Mobile Phone; Type: A666LN; Serial: 2BZF-3

Communication System: Generic FDD-LTE; Frequency: 1880 MHz;Duty Cycle: 1:1
Medium parameters used: f = 1880 MHz; σ = 1.365 S/m; ε_r = 40.059; ρ = 1000 kg/m^3
Phantom section: Left Section

DASY5 Configuration:

- Probe: EX3DV4 - SN7522; ConvF(7.94, 7.94, 7.94) @ 1880 MHz; Calibrated: 2023/5/29
- Sensor-Surface: 1.4mm (Mechanical Surface Detection)
- Electronics: DAE4 Sn1354; Calibrated: 2022/10/31
- Phantom: Twin SAM V5.0; Type: QD000P40CD; Serial: TP:1470
- Measurement SW: DASY52, Version 52.10 (2); SEMCAD X Version 14.6.12 (7470)

Area Scan (8x14x1): Measurement grid: dx=15mm, dy=15mm
Maximum value of SAR (measured) = 0.603 W/kg

Zoom Scan (5x5x7)/Cube 0: Measurement grid: dx=8mm, dy=8mm, dz=5mm
Reference Value = 16.84 V/m; Power Drift = 0.03 dB
Peak SAR (extrapolated) = 0.737 W/kg
SAR(1 g) = 0.500 W/kg; SAR(10 g) = 0.268 W/kg
Maximum value of SAR (measured) = 0.688 W/kg



0 dB = 0.688 W/kg = -1.62 dBW/kg

Test Plot 47#: LTE Band 2_Head Right Cheek_1RB_Middle

DUT: Mobile Phone; Type: A666LN; Serial: 2BZF-3

Communication System: Generic FDD-LTE; Frequency: 1880 MHz;Duty Cycle: 1:1
Medium parameters used: f = 1880 MHz; σ = 1.365 S/m; ε_r = 40.059; ρ = 1000 kg/m^3
Phantom section: Right Section

DASY5 Configuration:

- Probe: EX3DV4 - SN7522; ConvF(7.94, 7.94, 7.94) @ 1880 MHz; Calibrated: 2023/5/29
- Sensor-Surface: 1.4mm (Mechanical Surface Detection)
- Electronics: DAE4 Sn1354; Calibrated: 2022/10/31
- Phantom: Twin SAM V5.0; Type: QD000P40CD; Serial: TP:1470
- Measurement SW: DASY52, Version 52.10 (2); SEMCAD X Version 14.6.12 (7470)

Area Scan (8x14x1): Measurement grid: dx=15mm, dy=15mm
Maximum value of SAR (measured) = 0.701 W/kg

Zoom Scan (5x5x7)/Cube 0: Measurement grid: dx=8mm, dy=8mm, dz=5mm
Reference Value = 13.45 V/m; Power Drift = -0.00 dB
Peak SAR (extrapolated) = 1.15 W/kg
SAR(1 g) = 0.689 W/kg; SAR(10 g) = 0.336 W/kg
Maximum value of SAR (measured) = 0.964 W/kg

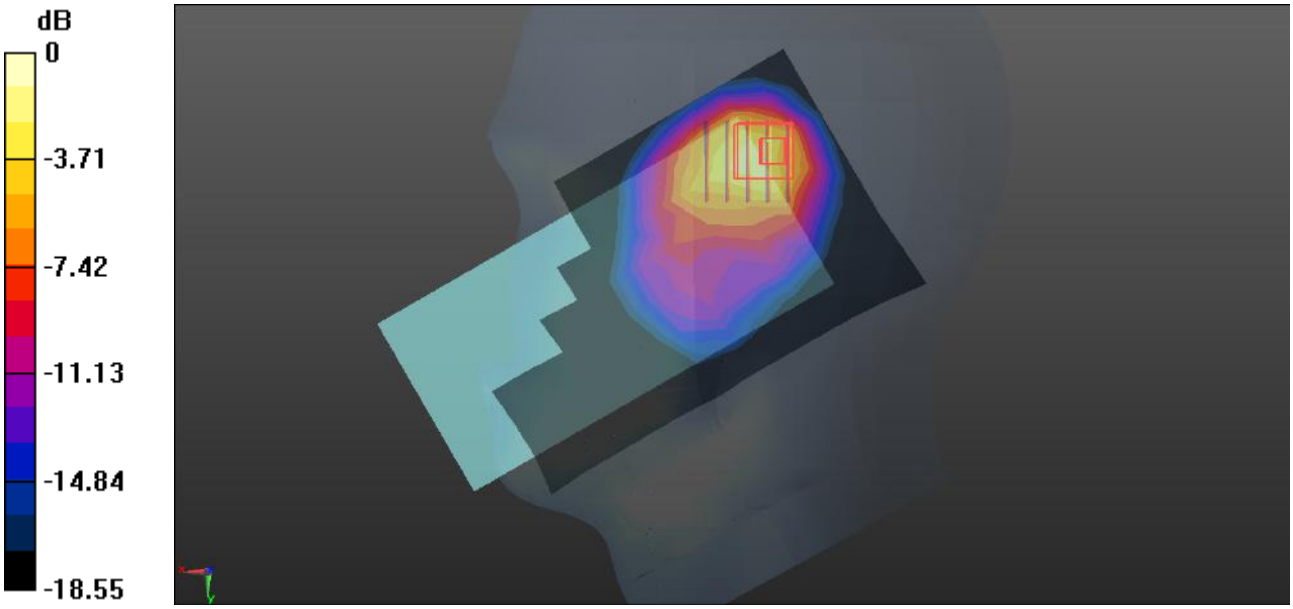

0 dB = 0.964 W/kg = -0.16 dBW/kg

Test Plot 48#: LTE Band 2_Head Right Cheek_50%RB_Middle

DUT: Mobile Phone; Type: A666LN; Serial: 2BZF-3

Communication System: Generic FDD-LTE; Frequency: 1880 MHz;Duty Cycle: 1:1
Medium parameters used: f = 1880 MHz; σ = 1.365 S/m; ε_r = 40.059; ρ = 1000 kg/m^3
Phantom section: Right Section

DASY5 Configuration:

- Probe: EX3DV4 - SN7522; ConvF(7.94, 7.94, 7.94) @ 1880 MHz; Calibrated: 2023/5/29
- Sensor-Surface: 1.4mm (Mechanical Surface Detection)
- Electronics: DAE4 Sn1354; Calibrated: 2022/10/31
- Phantom: Twin SAM V5.0; Type: QD000P40CD; Serial: TP:1470
- Measurement SW: DASY52, Version 52.10 (2); SEMCAD X Version 14.6.12 (7470)

Area Scan (8x14x1): Measurement grid: dx=15mm, dy=15mm
Maximum value of SAR (measured) = 0.674 W/kg

Zoom Scan (5x5x7)/Cube 0: Measurement grid: dx=8mm, dy=8mm, dz=5mm
Reference Value = 12.92 V/m; Power Drift = 0.07 dB
Peak SAR (extrapolated) = 1.08 W/kg
SAR(1 g) = 0.646 W/kg; SAR(10 g) = 0.315 W/kg
Maximum value of SAR (measured) = 0.912 W/kg

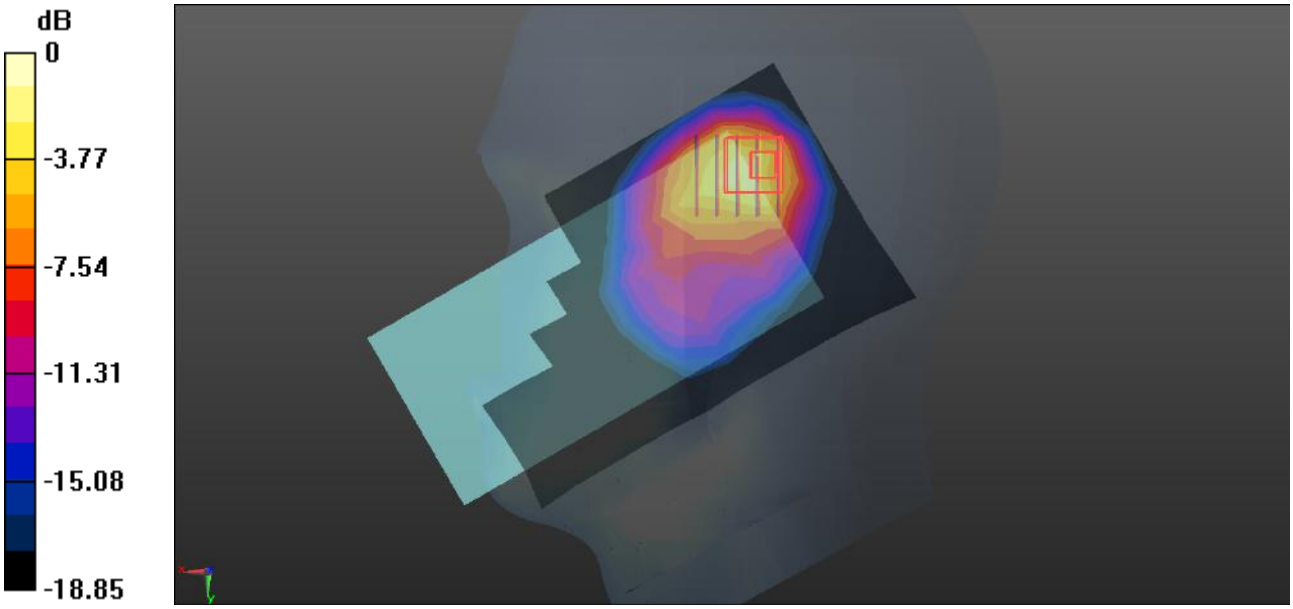

0 dB = 0.912 W/kg = -0.40 dBW/kg

Test Plot 49#: LTE Band 2_Head Right Tilt_1RB_Low

DUT: Mobile Phone; Type: A666LN; Serial: 2BZF-3

Communication System: Generic FDD-LTE; Frequency: 1860 MHz;Duty Cycle: 1:1
Medium parameters used: f = 1860 MHz; σ = 1.346 S/m; ε_r = 40.148; ρ = 1000 kg/m^3
Phantom section: Right Section

DASY5 Configuration:

- Probe: EX3DV4 - SN7522; ConvF(7.94, 7.94, 7.94) @ 1860 MHz; Calibrated: 2023/5/29
- Sensor-Surface: 1.4mm (Mechanical Surface Detection)
- Electronics: DAE4 Sn1354; Calibrated: 2022/10/31
- Phantom: Twin SAM V5.0; Type: QD000P40CD; Serial: TP:1470
- Measurement SW: DASY52, Version 52.10 (2); SEMCAD X Version 14.6.12 (7470)

Area Scan (8x14x1): Measurement grid: dx=15mm, dy=15mm
Maximum value of SAR (measured) = 0.789 W/kg

Zoom Scan (5x5x7)/Cube 0: Measurement grid: dx=8mm, dy=8mm, dz=5mm
Reference Value = 16.69 V/m; Power Drift = -0.01 dB
Peak SAR (extrapolated) = 1.40 W/kg
SAR(1 g) = 0.839 W/kg; SAR(10 g) = 0.390 W/kg
Maximum value of SAR (measured) = 1.25 W/kg

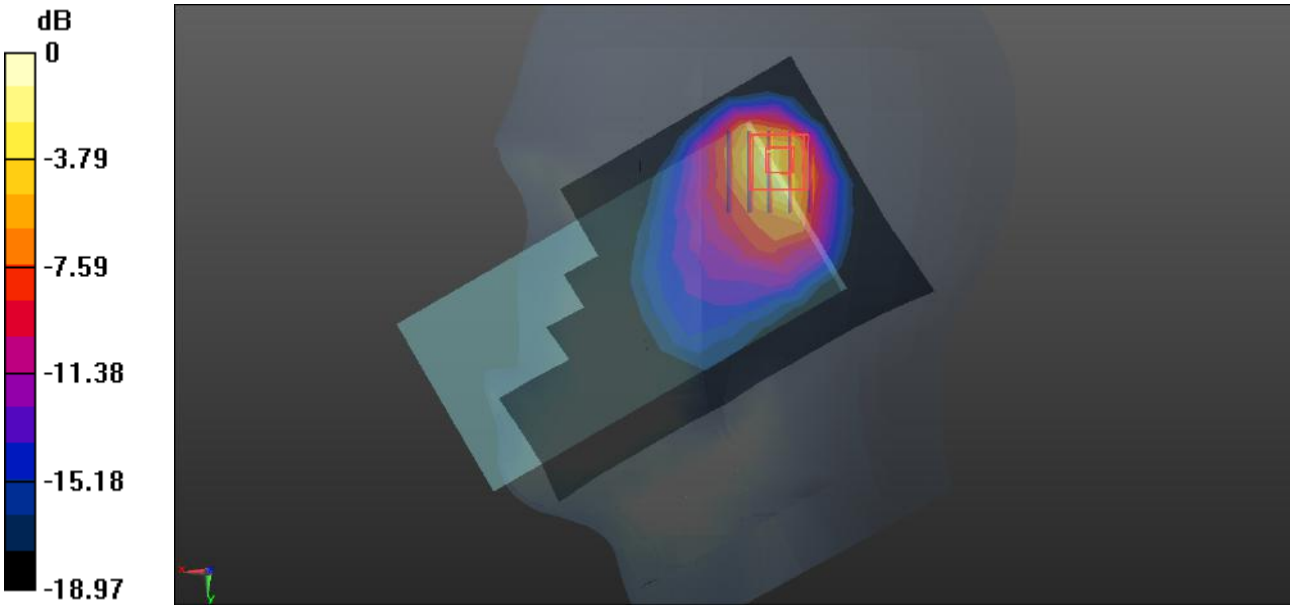

0 dB = 1.25 W/kg = 0.97 dBW/kg

Test Plot 50#: LTE Band 2_Head Right Tilt_1RB_Middle

DUT: Mobile Phone; Type: A666LN; Serial: 2BZF-3

Communication System: Generic FDD-LTE; Frequency: 1880 MHz;Duty Cycle: 1:1
Medium parameters used: f = 1880 MHz; σ = 1.365 S/m; ε_r = 40.059; ρ = 1000 kg/m^3
Phantom section: Right Section

DASY5 Configuration:

- Probe: EX3DV4 - SN7522; ConvF(7.94, 7.94, 7.94) @ 1880 MHz; Calibrated: 2023/5/29
- Sensor-Surface: 1.4mm (Mechanical Surface Detection)
- Electronics: DAE4 Sn1354; Calibrated: 2022/10/31
- Phantom: Twin SAM V5.0; Type: QD000P40CD; Serial: TP:1470
- Measurement SW: DASY52, Version 52.10 (2); SEMCAD X Version 14.6.12 (7470)

Area Scan (8x14x1): Measurement grid: dx=15mm, dy=15mm
Maximum value of SAR (measured) = 0.954 W/kg

Zoom Scan (5x5x7)/Cube 0: Measurement grid: dx=8mm, dy=8mm, dz=5mm
Reference Value = 18.08 V/m; Power Drift = -0.09 dB
Peak SAR (extrapolated) = 1.67 W/kg
SAR(1 g) = 0.996 W/kg; SAR(10 g) = 0.461 W/kg
Maximum value of SAR (measured) = 1.48 W/kg

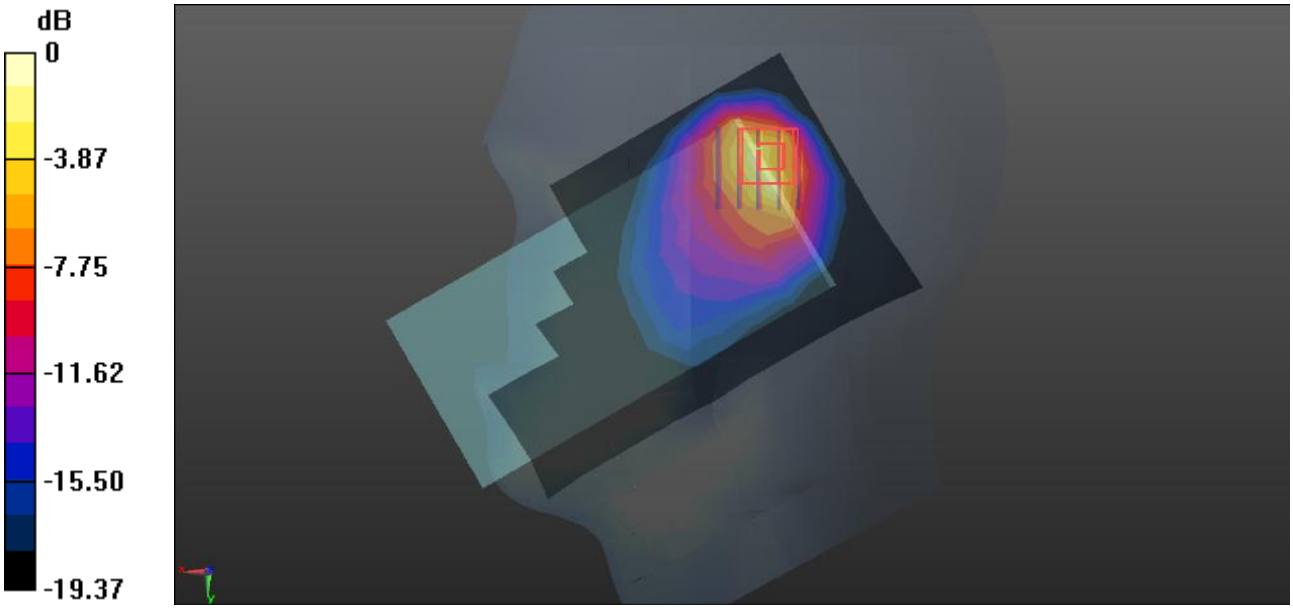

0 dB = 1.48 W/kg = 1.70 dBW/kg

Test Plot 51#: LTE Band 2_Head Right Tilt_1RB_High

DUT: Mobile Phone; Type: A666LN; Serial: 2BZF-3

Communication System: Generic FDD-LTE; Frequency: 1900 MHz;Duty Cycle: 1:1
Medium parameters used: f = 1900 MHz; σ = 1.383 S/m; ε_r = 39.983; ρ = 1000 kg/m^3
Phantom section: Right Section

DASY5 Configuration:

- Probe: EX3DV4 - SN7522; ConvF(7.94, 7.94, 7.94) @ 1900 MHz; Calibrated: 2023/5/29
- Sensor-Surface: 1.4mm (Mechanical Surface Detection)
- Electronics: DAE4 Sn1354; Calibrated: 2022/10/31
- Phantom: Twin SAM V5.0; Type: QD000P40CD; Serial: TP:1470
- Measurement SW: DASY52, Version 52.10 (2); SEMCAD X Version 14.6.12 (7470)

Area Scan (8x14x1): Measurement grid: dx=15mm, dy=15mm
Maximum value of SAR (measured) = 0.737 W/kg

Zoom Scan (5x5x7)/Cube 0: Measurement grid: dx=8mm, dy=8mm, dz=5mm
Reference Value = 15.39 V/m; Power Drift = -0.01 dB
Peak SAR (extrapolated) = 1.28 W/kg
SAR(1 g) = 0.768 W/kg; SAR(10 g) = 0.355 W/kg
Maximum value of SAR (measured) = 1.15 W/kg

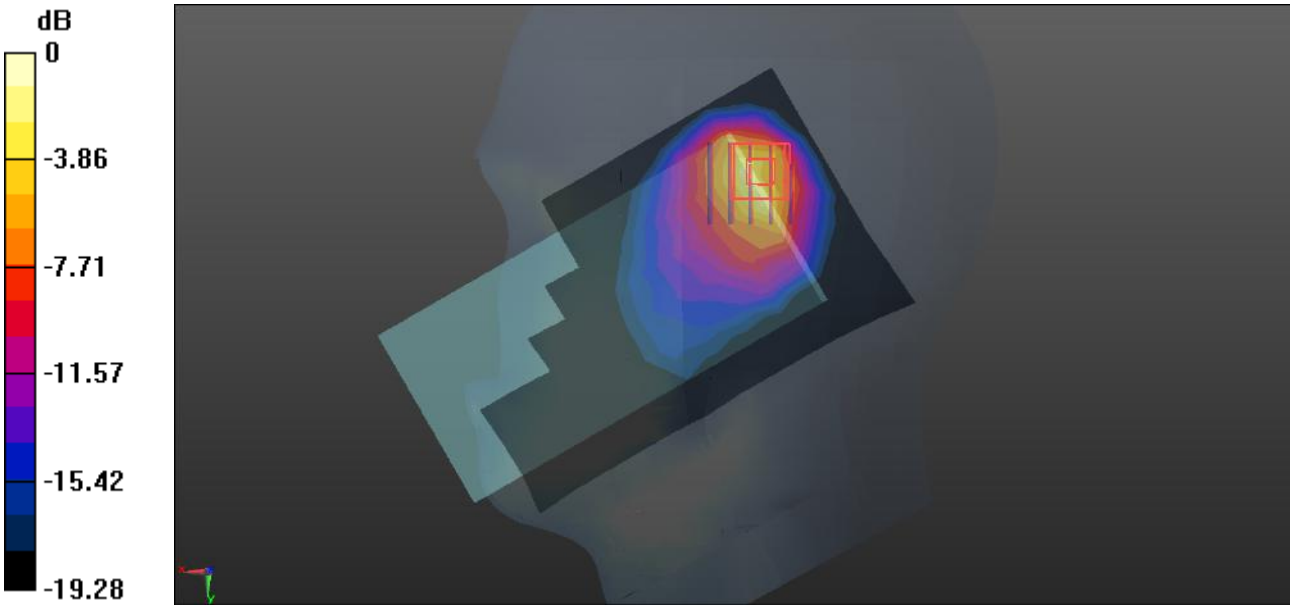

0 dB = 1.15 W/kg = 0.61 dBW/kg

Test Plot 52#: LTE Band 2_Head Right Tilt_50%RB_Low

DUT: Mobile Phone; Type: A666LN; Serial: 2BZF-3

Communication System: Generic FDD-LTE; Frequency: 1860 MHz;Duty Cycle: 1:1
Medium parameters used: f = 1860 MHz; σ = 1.346 S/m; ε_r = 40.148; ρ = 1000 kg/m^3
Phantom section: Right Section

DASY5 Configuration:

- Probe: EX3DV4 - SN7522; ConvF(7.94, 7.94, 7.94) @ 1860 MHz; Calibrated: 2023/5/29
- Sensor-Surface: 1.4mm (Mechanical Surface Detection)
- Electronics: DAE4 Sn1354; Calibrated: 2022/10/31
- Phantom: Twin SAM V5.0; Type: QD000P40CD; Serial: TP:1470
- Measurement SW: DASY52, Version 52.10 (2); SEMCAD X Version 14.6.12 (7470)

Area Scan (8x14x1): Measurement grid: dx=15mm, dy=15mm
Maximum value of SAR (measured) = 0.500 W/kg

Zoom Scan (5x5x7)/Cube 0: Measurement grid: dx=8mm, dy=8mm, dz=5mm
Reference Value = 13.28 V/m; Power Drift = 0.04 dB
Peak SAR (extrapolated) = 0.902 W/kg
SAR(1 g) = 0.536 W/kg; SAR(10 g) = 0.248 W/kg
Maximum value of SAR (measured) = 0.809 W/kg

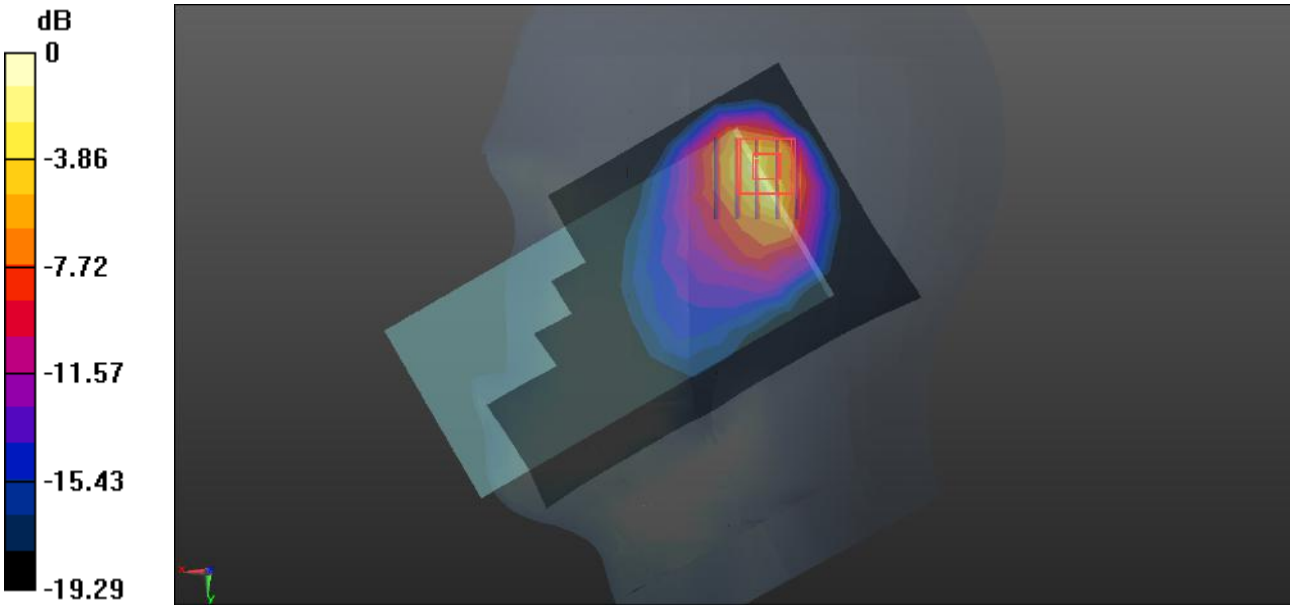

0 dB = 0.809 W/kg = -0.92 dBW/kg

Test Plot 53#: LTE Band 2_Head Right Tilt_50%RB_Middle

DUT: Mobile Phone; Type: A666LN; Serial: 2BZF-3

Communication System: Generic FDD-LTE; Frequency: 1880 MHz;Duty Cycle: 1:1
Medium parameters used: f = 1880 MHz; σ = 1.365 S/m; ε_r = 40.059; ρ = 1000 kg/m^3
Phantom section: Right Section

DASY5 Configuration:

- Probe: EX3DV4 - SN7522; ConvF(7.94, 7.94, 7.94) @ 1880 MHz; Calibrated: 2023/5/29
- Sensor-Surface: 1.4mm (Mechanical Surface Detection)
- Electronics: DAE4 Sn1354; Calibrated: 2022/10/31
- Phantom: Twin SAM V5.0; Type: QD000P40CD; Serial: TP:1470
- Measurement SW: DASY52, Version 52.10 (2); SEMCAD X Version 14.6.12 (7470)

Area Scan (8x14x1): Measurement grid: dx=15mm, dy=15mm
Maximum value of SAR (measured) = 0.874 W/kg

Zoom Scan (5x5x7)/Cube 0: Measurement grid: dx=8mm, dy=8mm, dz=5mm
Reference Value = 17.14 V/m; Power Drift = 0.00 dB
Peak SAR (extrapolated) = 1.56 W/kg
SAR(1 g) = 0.933 W/kg; SAR(10 g) = 0.431 W/kg
Maximum value of SAR (measured) = 1.40 W/kg

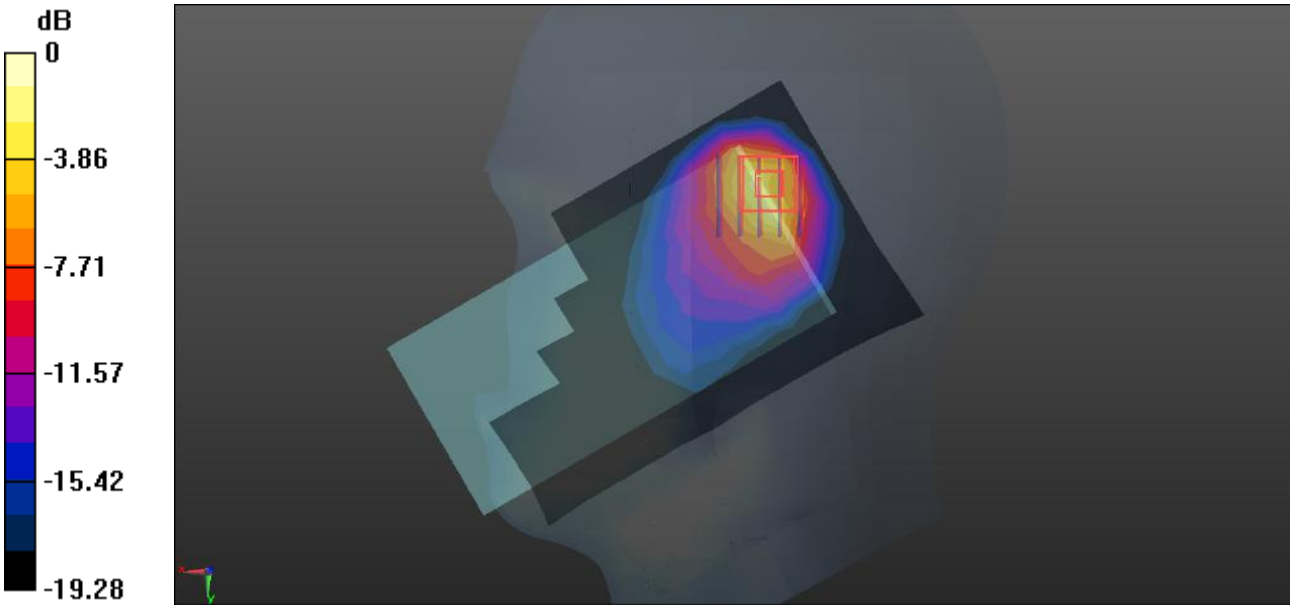

0 dB = 1.40 W/kg = 1.46 dBW/kg

Test Plot 54#: LTE Band 2_Head Right Tilt_50%RB_High

DUT: Mobile Phone; Type: A666LN; Serial: 2BZF-3

Communication System: Generic FDD-LTE; Frequency: 1900 MHz;Duty Cycle: 1:1
Medium parameters used: f = 1900 MHz; σ = 1.383 S/m; ε_r = 39.983; ρ = 1000 kg/m^3
Phantom section: Right Section

DASY5 Configuration:

- Probe: EX3DV4 - SN7522; ConvF(7.94, 7.94, 7.94) @ 1900 MHz; Calibrated: 2023/5/29
- Sensor-Surface: 1.4mm (Mechanical Surface Detection)
- Electronics: DAE4 Sn1354; Calibrated: 2022/10/31
- Phantom: Twin SAM V5.0; Type: QD000P40CD; Serial: TP:1470
- Measurement SW: DASY52, Version 52.10 (2); SEMCAD X Version 14.6.12 (7470)

Area Scan (8x14x1): Measurement grid: dx=15mm, dy=15mm
Maximum value of SAR (measured) = 0.591 W/kg

Zoom Scan (5x5x7)/Cube 0: Measurement grid: dx=8mm, dy=8mm, dz=5mm
Reference Value = 13.77 V/m; Power Drift = -0.07 dB
Peak SAR (extrapolated) = 1.04 W/kg
SAR(1 g) = 0.609 W/kg; SAR(10 g) = 0.280 W/kg
Maximum value of SAR (measured) = 0.930 W/kg

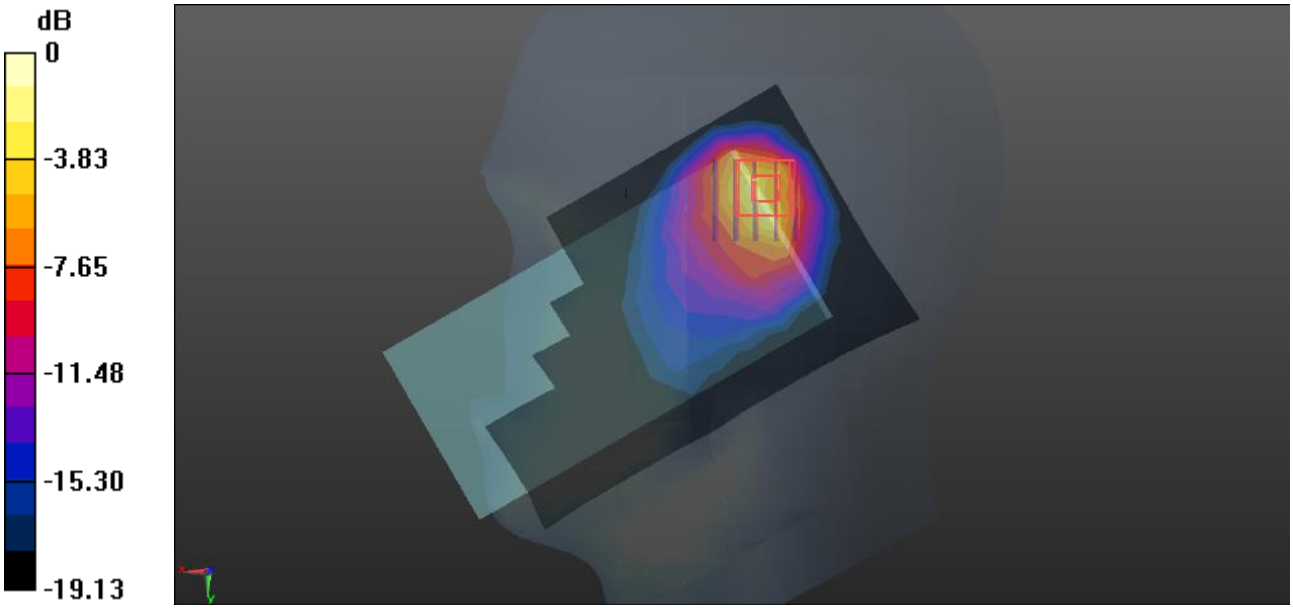

0 dB = 0.930 W/kg = -0.32 dBW/kg

Test Plot 55#: LTE Band 2_Head Right Tilt_100%RB_Middle

DUT: Mobile Phone; Type: A666LN; Serial: 2BZF-3

Communication System: Generic FDD-LTE; Frequency: 1880 MHz;Duty Cycle: 1:1
Medium parameters used: f = 1880 MHz; σ = 1.365 S/m; ε_r = 40.059; ρ = 1000 kg/m^3
Phantom section: Right Section

DASY5 Configuration:

- Probe: EX3DV4 - SN7522; ConvF(7.94, 7.94, 7.94) @ 1880 MHz; Calibrated: 2023/5/29
- Sensor-Surface: 1.4mm (Mechanical Surface Detection)
- Electronics: DAE4 Sn1354; Calibrated: 2022/10/31
- Phantom: Twin SAM V5.0; Type: QD000P40CD; Serial: TP:1470
- Measurement SW: DASY52, Version 52.10 (2); SEMCAD X Version 14.6.12 (7470)

Area Scan (8x14x1): Measurement grid: dx=15mm, dy=15mm
Maximum value of SAR (measured) = 0.781 W/kg

Zoom Scan (5x5x7)/Cube 0: Measurement grid: dx=8mm, dy=8mm, dz=5mm
Reference Value = 15.95 V/m; Power Drift = 0.06 dB
Peak SAR (extrapolated) = 1.38 W/kg
SAR(1 g) = 0.826 W/kg; SAR(10 g) = 0.381 W/kg
Maximum value of SAR (measured) = 1.24 W/kg

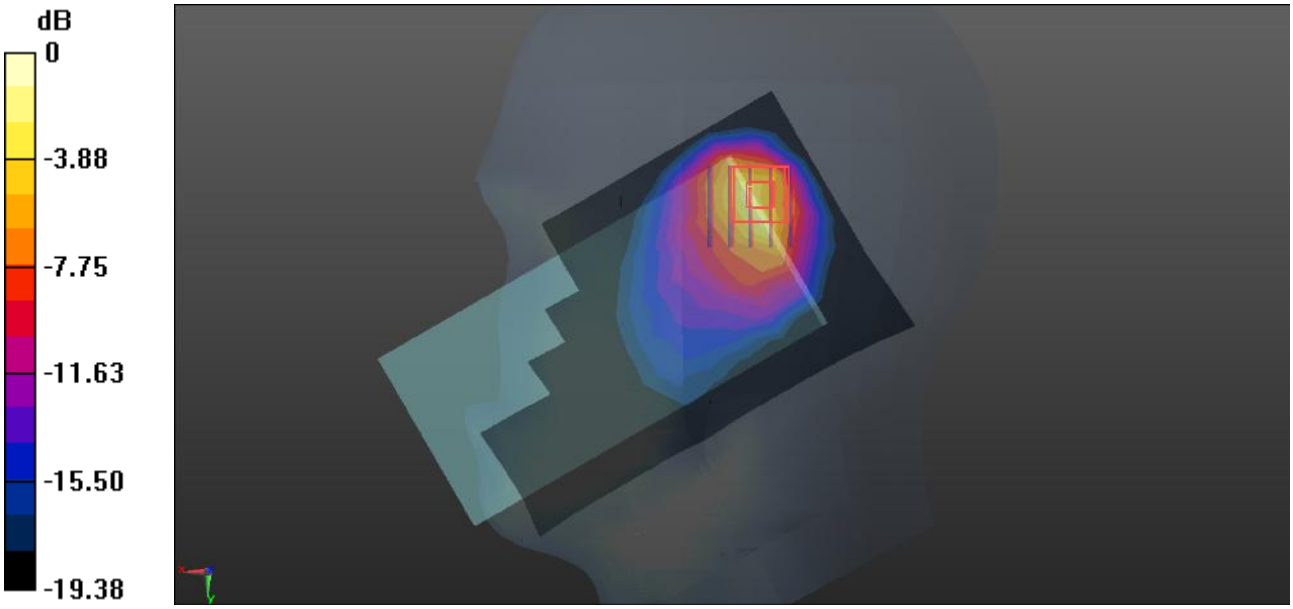

0 dB = 1.24 W/kg = 0.93 dBW/kg

Test Plot 56#: LTE Band 2_Body Front_1RB Middle

DUT: Mobile Phone; Type: A666LN; Serial: 2BZF-3

Communication System: Generic FDD-LTE; Frequency: 1880 MHz;Duty Cycle: 1:1
Medium parameters used: f = 1880 MHz; σ = 1.365 S/m; ε_r = 40.059; ρ = 1000 kg/m^3
Phantom section: Flat Section

DASY5 Configuration:

- Probe: EX3DV4 - SN7522; ConvF(7.94, 7.94, 7.94) @ 1880 MHz; Calibrated: 2023/5/29
- Sensor-Surface: 1.4mm (Mechanical Surface Detection)
- Electronics: DAE4 Sn1354; Calibrated: 2022/10/31
- Phantom: Twin SAM V5.0; Type: QD000P40CD; Serial: TP:1470
- Measurement SW: DASY52, Version 52.10 (2); SEMCAD X Version 14.6.12 (7470)

Area Scan (8x14x1): Measurement grid: dx=15mm, dy=15mm
Maximum value of SAR (measured) = 0.213 W/kg

Zoom Scan (5x5x7)/Cube 0: Measurement grid: dx=8mm, dy=8mm, dz=5mm
Reference Value = 6.081 V/m; Power Drift = 0.13 dB
Peak SAR (extrapolated) = 0.225 W/kg
SAR(1 g) = 0.159 W/kg; SAR(10 g) = 0.091 W/kg
Maximum value of SAR (measured) = 0.202 W/kg

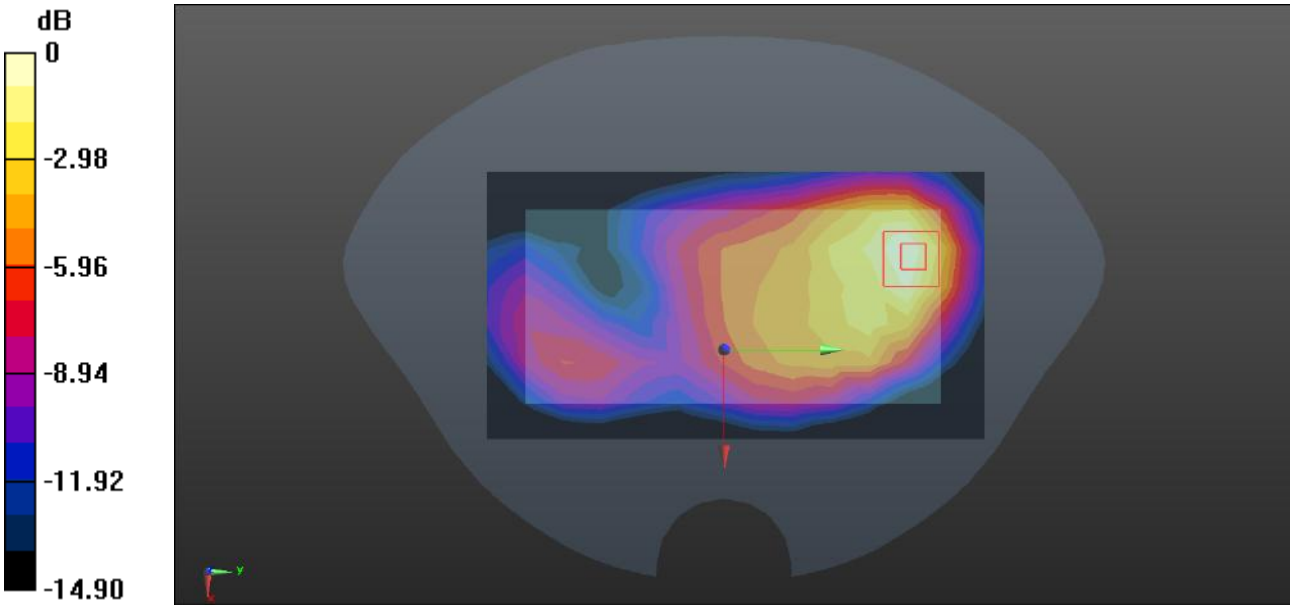

0 dB = 0.202 W/kg = -6.95 dBW/kg

Test Plot 57#: LTE Band 2_Body Front_50%RB Middle

DUT: Mobile Phone; Type: A666LN; Serial: 2BZF-3

Communication System: Generic FDD-LTE; Frequency: 1880 MHz;Duty Cycle: 1:1
Medium parameters used: f = 1880 MHz; σ = 1.365 S/m; ε_r = 40.059; ρ = 1000 kg/m^3
Phantom section: Flat Section

DASY5 Configuration:

- Probe: EX3DV4 - SN7522; ConvF(7.94, 7.94, 7.94) @ 1880 MHz; Calibrated: 2023/5/29
- Sensor-Surface: 1.4mm (Mechanical Surface Detection)
- Electronics: DAE4 Sn1354; Calibrated: 2022/10/31
- Phantom: Twin SAM V5.0; Type: QD000P40CD; Serial: TP:1470
- Measurement SW: DASY52, Version 52.10 (2); SEMCAD X Version 14.6.12 (7470)

Area Scan (8x14x1): Measurement grid: dx=15mm, dy=15mm
Maximum value of SAR (measured) = 0.199 W/kg

Zoom Scan (5x5x7)/Cube 0: Measurement grid: dx=8mm, dy=8mm, dz=5mm
Reference Value = 5.773 V/m; Power Drift = 0.02 dB
Peak SAR (extrapolated) = 0.211 W/kg
SAR(1 g) = 0.149 W/kg; SAR(10 g) = 0.085 W/kg
Maximum value of SAR (measured) = 0.189 W/kg

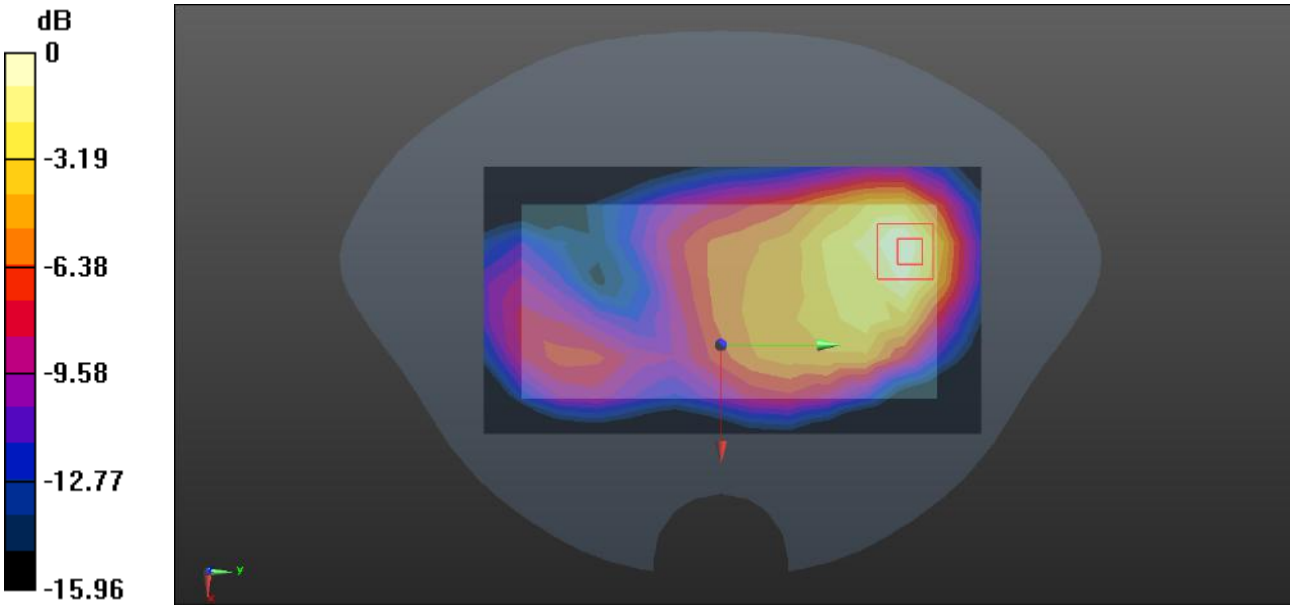

0 dB = 0.189 W/kg = -7.24 dBW/kg

Test Plot 58#: LTE Band 2_Body Back_1RB_Middle

DUT: Mobile Phone; Type: A666LN; Serial: 2BZF-3

Communication System: Generic FDD-LTE; Frequency: 1880 MHz;Duty Cycle: 1:1
Medium parameters used: f = 1880 MHz; σ = 1.365 S/m; ε_r = 40.059; ρ = 1000 kg/m^3
Phantom section: Flat Section

DASY5 Configuration:

- Probe: EX3DV4 - SN7522; ConvF(7.94, 7.94, 7.94) @ 1880 MHz; Calibrated: 2023/5/29
- Sensor-Surface: 1.4mm (Mechanical Surface Detection)
- Electronics: DAE4 Sn1354; Calibrated: 2022/10/31
- Phantom: Twin SAM V5.0; Type: QD000P40CD; Serial: TP:1470
- Measurement SW: DASY52, Version 52.10 (2); SEMCAD X Version 14.6.12 (7470)

Area Scan (8x14x1): Measurement grid: dx=15mm, dy=15mm
Maximum value of SAR (measured) = 0.357 W/kg

Zoom Scan (5x5x7)/Cube 0: Measurement grid: dx=8mm, dy=8mm, dz=5mm
Reference Value = 6.956 V/m; Power Drift = 0.11 dB
Peak SAR (extrapolated) = 0.472 W/kg
SAR(1 g) = 0.302 W/kg; SAR(10 g) = 0.163 W/kg
Maximum value of SAR (measured) = 0.431 W/kg

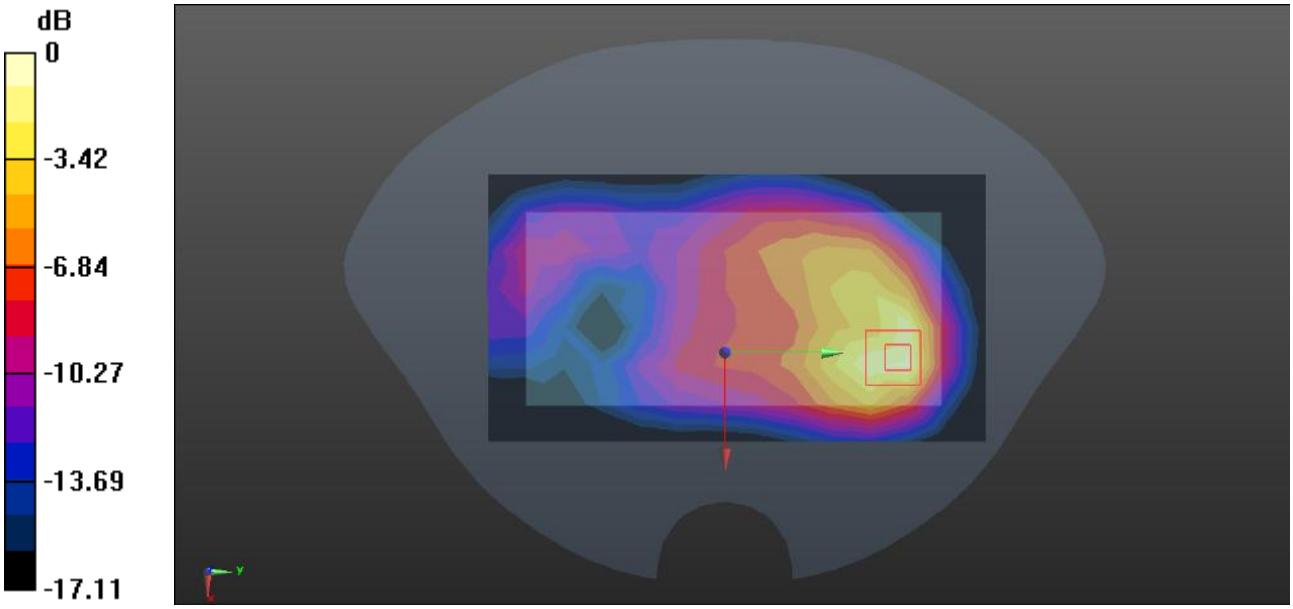

0 dB = 0.431 W/kg = -3.66 dBW/kg

Test Plot 59#: LTE Band 2_Body Back_50%RB_Middle

DUT: Mobile Phone; Type: A666LN; Serial: 2BZF-3

Communication System: Generic FDD-LTE; Frequency: 1880 MHz;Duty Cycle: 1:1
Medium parameters used: f = 1880 MHz; σ = 1.365 S/m; ε_r = 40.059; ρ = 1000 kg/m^3
Phantom section: Flat Section

DASY5 Configuration:

- Probe: EX3DV4 - SN7522; ConvF(7.94, 7.94, 7.94) @ 1880 MHz; Calibrated: 2023/5/29
- Sensor-Surface: 1.4mm (Mechanical Surface Detection)
- Electronics: DAE4 Sn1354; Calibrated: 2022/10/31
- Phantom: Twin SAM V5.0; Type: QD000P40CD; Serial: TP:1470
- Measurement SW: DASY52, Version 52.10 (2); SEMCAD X Version 14.6.12 (7470)

Area Scan (8x14x1): Measurement grid: dx=15mm, dy=15mm
Maximum value of SAR (measured) = 0.327 W/kg

Zoom Scan (5x5x7)/Cube 0: Measurement grid: dx=8mm, dy=8mm, dz=5mm
Reference Value = 6.567 V/m; Power Drift = 0.18 dB
Peak SAR (extrapolated) = 0.438 W/kg
SAR(1 g) = 0.280 W/kg; SAR(10 g) = 0.150 W/kg
Maximum value of SAR (measured) = 0.400 W/kg

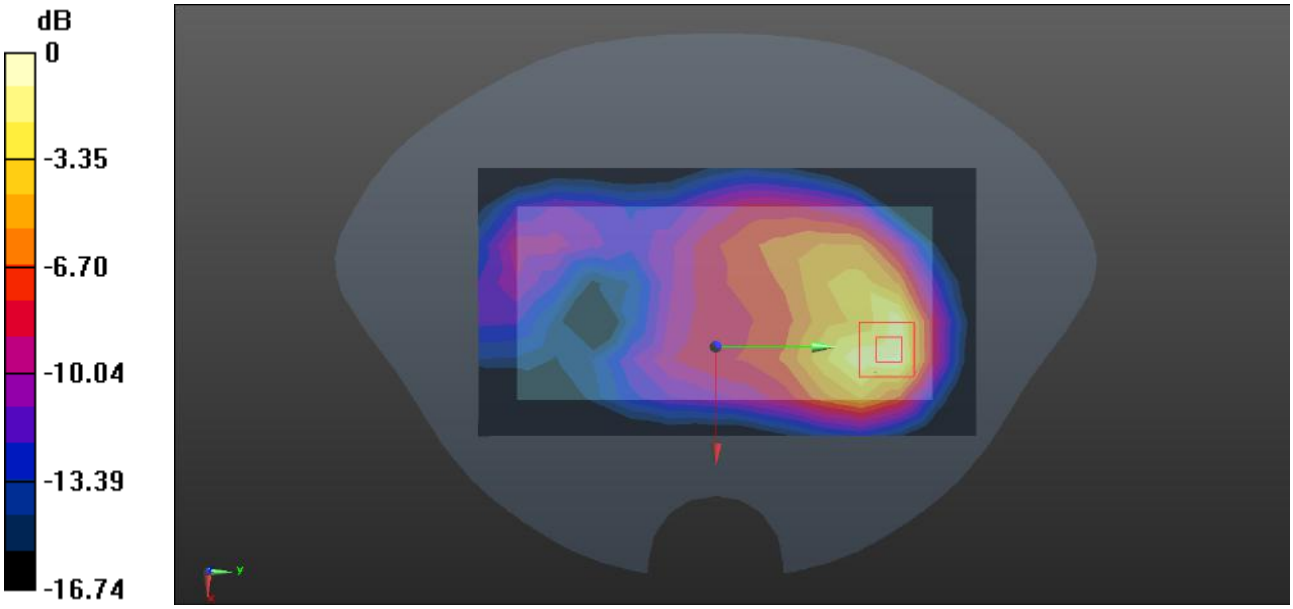

0 dB = 0.400 W/kg = -3.98 dBW/kg

Test Plot 60#: LTE Band 2_Body Left_1RB_Middle

DUT: Mobile Phone; Type: A666LN; Serial: 2BZF-3

Communication System: Generic FDD-LTE; Frequency: 1880 MHz;Duty Cycle: 1:1
Medium parameters used: f = 1880 MHz; σ = 1.365 S/m; ε_r = 40.059; ρ = 1000 kg/m^3
Phantom section: Flat Section

DASY5 Configuration:

- Probe: EX3DV4 - SN7522; ConvF(7.94, 7.94, 7.94) @ 1880 MHz; Calibrated: 2023/5/29
- Sensor-Surface: 1.4mm (Mechanical Surface Detection)
- Electronics: DAE4 Sn1354; Calibrated: 2022/10/31
- Phantom: Twin SAM V5.0; Type: QD000P40CD; Serial: TP:1470
- Measurement SW: DASY52, Version 52.10 (2); SEMCAD X Version 14.6.12 (7470)

Area Scan (5x14x1): Measurement grid: dx=15mm, dy=15mm
Maximum value of SAR (measured) = 0.0603 W/kg

Zoom Scan (5x5x7)/Cube 0: Measurement grid: dx=8mm, dy=8mm, dz=5mm
Reference Value = 5.243 V/m; Power Drift = 0.11 dB
Peak SAR (extrapolated) = 0.0740 W/kg
SAR(1 g) = 0.051 W/kg; SAR(10 g) = 0.030 W/kg
Maximum value of SAR (measured) = 0.0679 W/kg

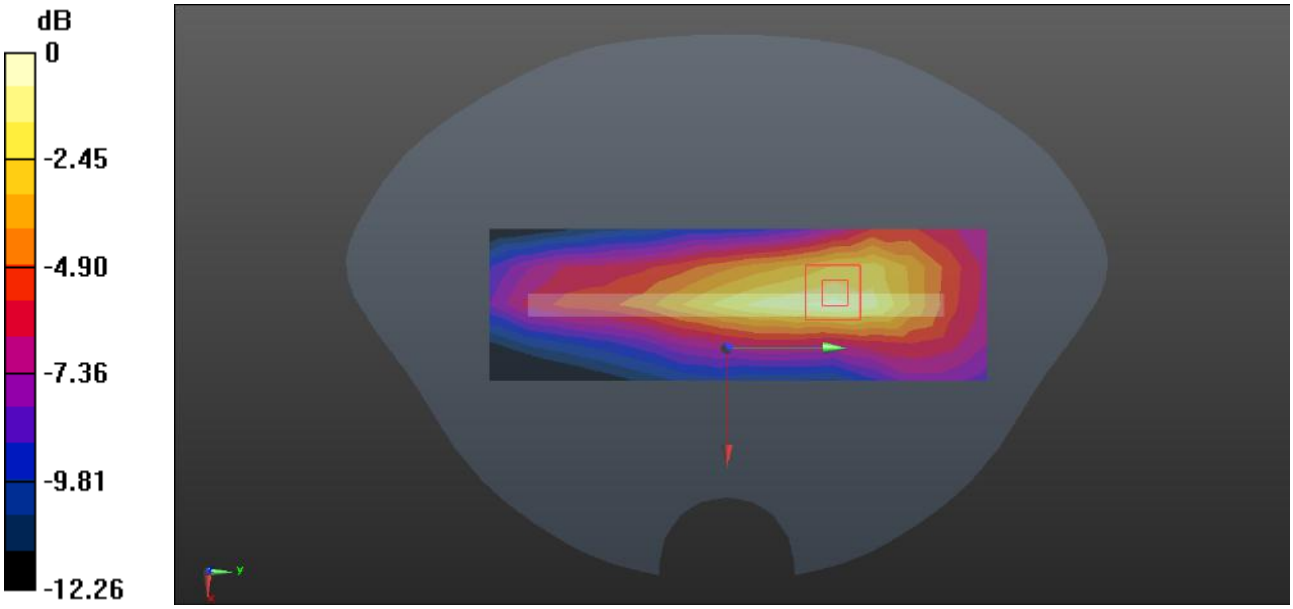

0 dB = 0.0679 W/kg = -11.68 dBW/kg

Test Plot 61#: LTE Band 2_Body Left_50%RB_Middle

DUT: Mobile Phone; Type: A666LN; Serial: 2BZF-3

Communication System: Generic FDD-LTE; Frequency: 1880 MHz;Duty Cycle: 1:1
Medium parameters used: f = 1880 MHz; σ = 1.365 S/m; ε_r = 40.059; ρ = 1000 kg/m^3
Phantom section: Flat Section

DASY5 Configuration:

- Probe: EX3DV4 - SN7522; ConvF(7.94, 7.94, 7.94) @ 1880 MHz; Calibrated: 2023/5/29
- Sensor-Surface: 1.4mm (Mechanical Surface Detection)
- Electronics: DAE4 Sn1354; Calibrated: 2022/10/31
- Phantom: Twin SAM V5.0; Type: QD000P40CD; Serial: TP:1470
- Measurement SW: DASY52, Version 52.10 (2); SEMCAD X Version 14.6.12 (7470)

Area Scan (5x14x1): Measurement grid: dx=15mm, dy=15mm
Maximum value of SAR (measured) = 0.0571 W/kg

Zoom Scan (5x5x7)/Cube 0: Measurement grid: dx=8mm, dy=8mm, dz=5mm
Reference Value = 5.107 V/m; Power Drift = 0.07 dB
Peak SAR (extrapolated) = 0.0680 W/kg
SAR(1 g) = 0.046 W/kg; SAR(10 g) = 0.027 W/kg
Maximum value of SAR (measured) = 0.0613 W/kg

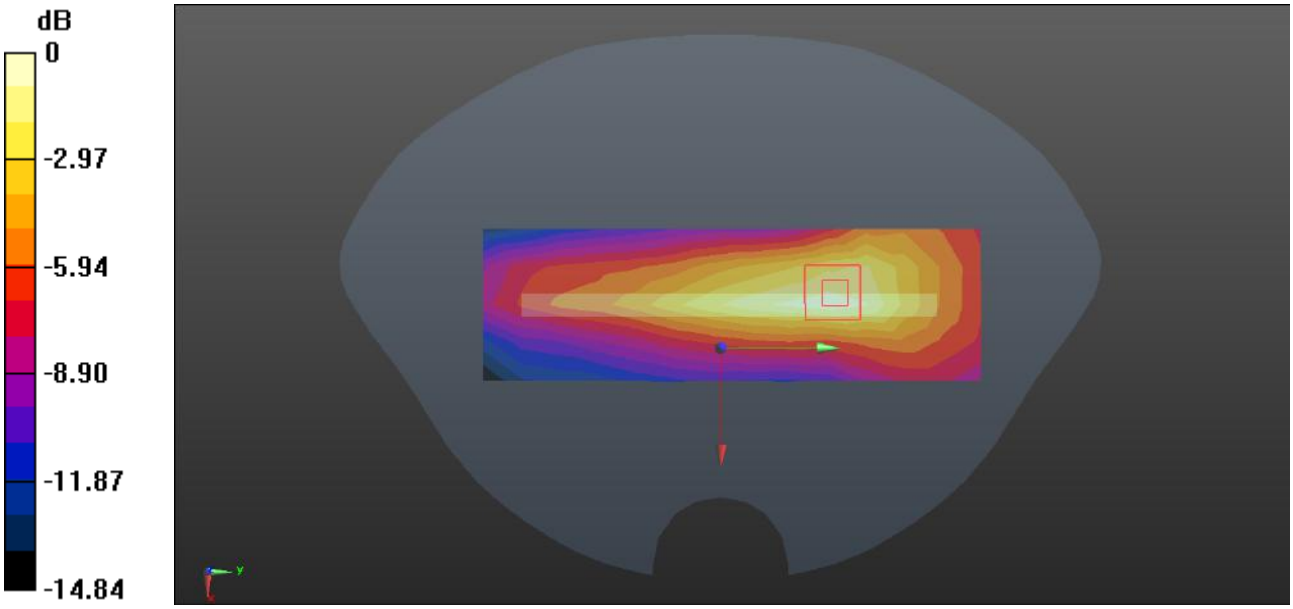

0 dB = 0.0613 W/kg = -12.13 dBW/kg

Test Plot 62#: LTE Band 2_Body Top_1RB_Middle

DUT: Mobile Phone; Type: A666LN; Serial: 2BZF-3

Communication System: Generic FDD-LTE; Frequency: 1880 MHz;Duty Cycle: 1:1
Medium parameters used: f = 1880 MHz; σ = 1.365 S/m; ε_r = 40.059; ρ = 1000 kg/m^3
Phantom section: Flat Section

DASY5 Configuration:

- Probe: EX3DV4 - SN7522; ConvF(7.94, 7.94, 7.94) @ 1880 MHz; Calibrated: 2023/5/29
- Sensor-Surface: 1.4mm (Mechanical Surface Detection)
- Electronics: DAE4 Sn1354; Calibrated: 2022/10/31
- Phantom: Twin SAM V5.0; Type: QD000P40CD; Serial: TP:1470
- Measurement SW: DASY52, Version 52.10 (2); SEMCAD X Version 14.6.12 (7470)

Area Scan (5x7x1): Measurement grid: dx=15mm, dy=15mm
Maximum value of SAR (measured) = 0.569 W/kg

Zoom Scan (5x5x7)/Cube 0: Measurement grid: dx=8mm, dy=8mm, dz=5mm
Reference Value = 18.96 V/m; Power Drift = -0.00 dB
Peak SAR (extrapolated) = 0.713 W/kg
SAR(1 g) = 0.446 W/kg; SAR(10 g) = 0.222 W/kg
Maximum value of SAR (measured) = 0.651 W/kg

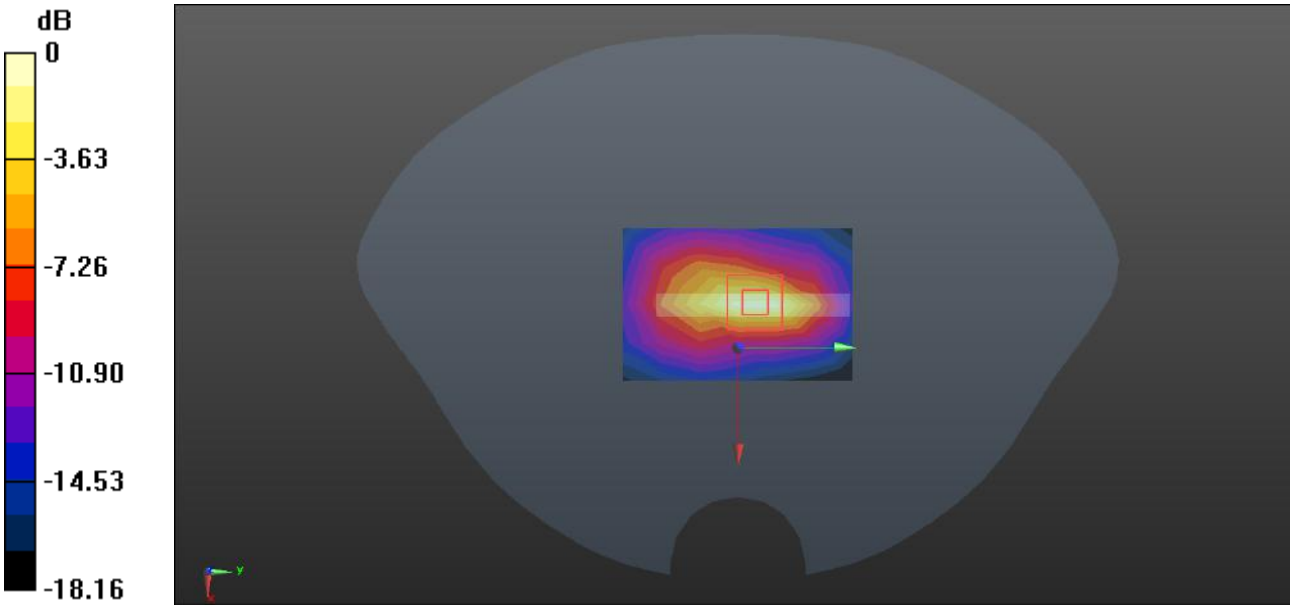

0 dB = 0.651 W/kg = -1.86 dBW/kg

Test Plot 63#: LTE Band 2_Body Top_50%RB_Middle

DUT: Mobile Phone; Type: A666LN; Serial: 2BZF-3

Communication System: Generic FDD-LTE; Frequency: 1880 MHz;Duty Cycle: 1:1
Medium parameters used: f = 1880 MHz; σ = 1.365 S/m; ε_r = 40.059; ρ = 1000 kg/m^3
Phantom section: Flat Section

DASY5 Configuration:

- Probe: EX3DV4 - SN7522; ConvF(7.94, 7.94, 7.94) @ 1880 MHz; Calibrated: 2023/5/29
- Sensor-Surface: 1.4mm (Mechanical Surface Detection)
- Electronics: DAE4 Sn1354; Calibrated: 2022/10/31
- Phantom: Twin SAM V5.0; Type: QD000P40CD; Serial: TP:1470
- Measurement SW: DASY52, Version 52.10 (2); SEMCAD X Version 14.6.12 (7470)

Area Scan (5x7x1): Measurement grid: dx=15mm, dy=15mm
Maximum value of SAR (measured) = 0.518 W/kg

Zoom Scan (5x5x7)/Cube 0: Measurement grid: dx=8mm, dy=8mm, dz=5mm
Reference Value = 17.95 V/m; Power Drift = 0.01 dB
Peak SAR (extrapolated) = 0.649 W/kg
SAR(1 g) = 0.403 W/kg; SAR(10 g) = 0.200 W/kg
Maximum value of SAR (measured) = 0.590 W/kg

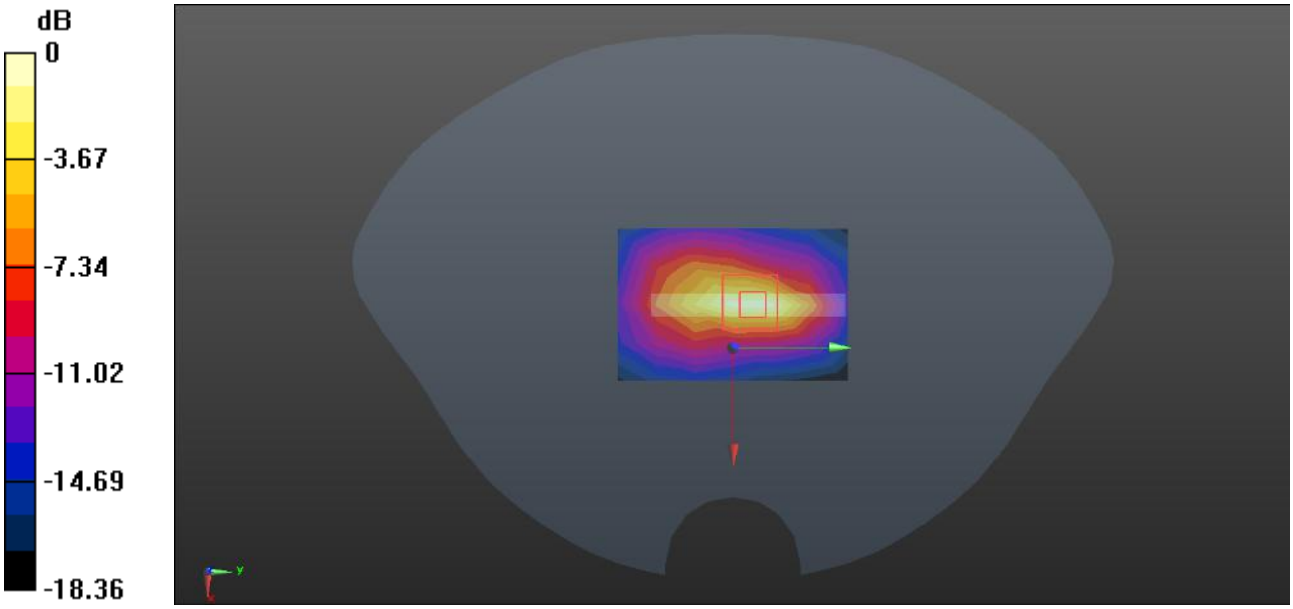

0 dB = 0.590 W/kg = -2.29 dBW/kg

Test Plot 64#: LTE Band 7_Head Left Cheek_1RB_Middle

DUT: Mobile Phone; Type: A666LN; Serial: 2BZF-3

Communication System: Generic FDD-LTE; Frequency: 2535 MHz;Duty Cycle: 1:1
Medium parameters used (interpolated): f = 2535 MHz; σ = 1.953 S/m; ε_r = 40.348; ρ = 1000 kg/m^3
Phantom section: Left Section

DASY5 Configuration:

- Probe: EX3DV4 - SN7522; ConvF(7.42, 7.42, 7.42) @ 2535 MHz; Calibrated: 2023/5/29
- Sensor-Surface: 1.4mm (Mechanical Surface Detection)
- Electronics: DAE4 Sn1354; Calibrated: 2022/10/31
- Phantom: Twin SAM V5.0; Type: QD000P40CD; Serial: TP:1470
- Measurement SW: DASY52, Version 52.10 (2); SEMCAD X Version 14.6.12 (7470)

Area Scan (10x17x1): Measurement grid: dx=12mm, dy=12mm
Maximum value of SAR (measured) = 0.594 W/kg

Zoom Scan (7x7x7)/Cube 0: Measurement grid: dx=5mm, dy=5mm, dz=5mm
Reference Value = 6.006 V/m; Power Drift = -0.15 dB
Peak SAR (extrapolated) = 0.652 W/kg
SAR(1 g) = 0.405 W/kg; SAR(10 g) = 0.202 W/kg
Maximum value of SAR (measured) = 0.585 W/kg

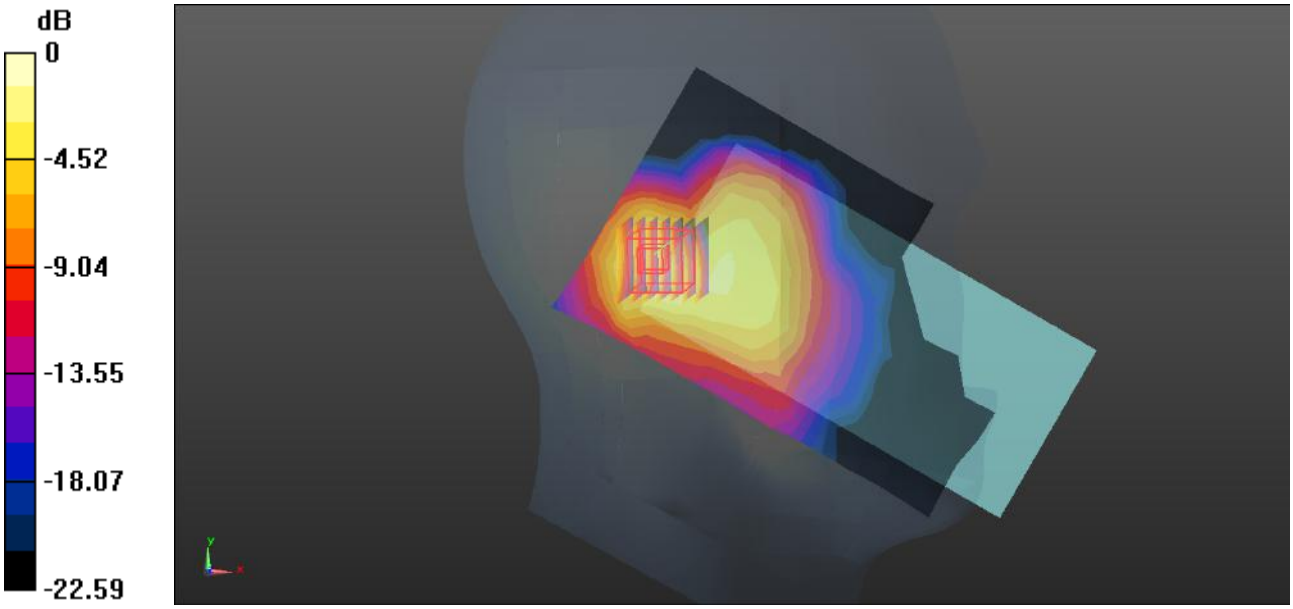

0 dB = 0.585 W/kg = -2.33 dBW/kg

Test Plot 65#: LTE Band 7_Head Left Cheek_50%RB_Middle

DUT: Mobile Phone; Type: A666LN; Serial: 2BZF-3

Communication System: Generic FDD-LTE; Frequency: 2535 MHz;Duty Cycle: 1:1
Medium parameters used (interpolated): f = 2535 MHz; σ = 1.953 S/m; ε_r = 40.348; ρ = 1000 kg/m^3
Phantom section: Left Section

DASY5 Configuration:

- Probe: EX3DV4 - SN7522; ConvF(7.42, 7.42, 7.42) @ 2535 MHz; Calibrated: 2023/5/29
- Sensor-Surface: 1.4mm (Mechanical Surface Detection)
- Electronics: DAE4 Sn1354; Calibrated: 2022/10/31
- Phantom: Twin SAM V5.0; Type: QD000P40CD; Serial: TP:1470
- Measurement SW: DASY52, Version 52.10 (2); SEMCAD X Version 14.6.12 (7470)

Area Scan (10x17x1): Measurement grid: dx=12mm, dy=12mm
Maximum value of SAR (measured) = 0.405 W/kg

Zoom Scan (7x7x7)/Cube 0: Measurement grid: dx=5mm, dy=5mm, dz=5mm
Reference Value = 4.223 V/m; Power Drift = 0.10 dB
Peak SAR (extrapolated) = 0.459 W/kg
SAR(1 g) = 0.285 W/kg; SAR(10 g) = 0.142 W/kg
Maximum value of SAR (measured) = 0.410 W/kg

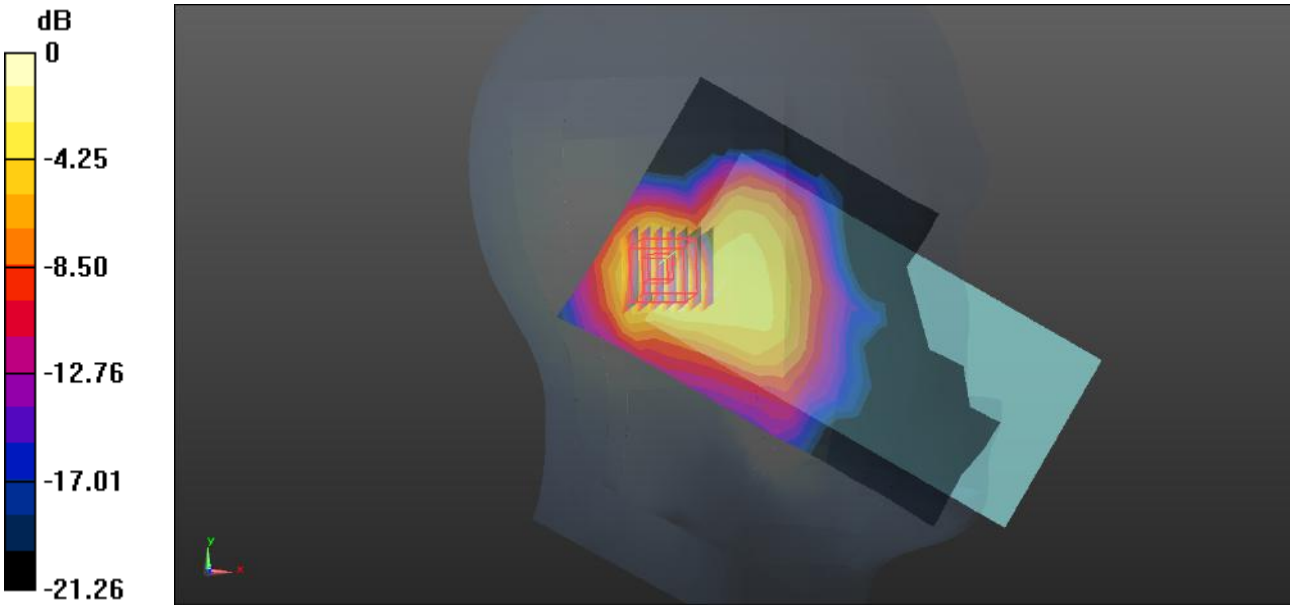

0 dB = 0.410 W/kg = -3.87 dBW/kg

Test Plot 66#: LTE Band 7_Head Left Tilt_1RB_Middle

DUT: Mobile Phone; Type: A666LN; Serial: 2BZF-3

Communication System: Generic FDD-LTE; Frequency: 2535 MHz;Duty Cycle: 1:1
Medium parameters used (interpolated): f = 2535 MHz; σ = 1.953 S/m; ε_r = 40.348; ρ = 1000 kg/m^3
Phantom section: Left Section

DASY5 Configuration:

- Probe: EX3DV4 - SN7522; ConvF(7.42, 7.42, 7.42) @ 2535 MHz; Calibrated: 2023/5/29
- Sensor-Surface: 1.4mm (Mechanical Surface Detection)
- Electronics: DAE4 Sn1354; Calibrated: 2022/10/31
- Phantom: Twin SAM V5.0; Type: QD000P40CD; Serial: TP:1470
- Measurement SW: DASY52, Version 52.10 (2); SEMCAD X Version 14.6.12 (7470)

Area Scan (10x17x1): Measurement grid: dx=12mm, dy=12mm
Maximum value of SAR (measured) = 0.788 W/kg

Zoom Scan (7x7x7)/Cube 0: Measurement grid: dx=5mm, dy=5mm, dz=5mm
Reference Value = 6.380 V/m; Power Drift = 0.05 dB
Peak SAR (extrapolated) = 0.904 W/kg
SAR(1 g) = 0.538 W/kg; SAR(10 g) = 0.256 W/kg
Maximum value of SAR (measured) = 0.797 W/kg

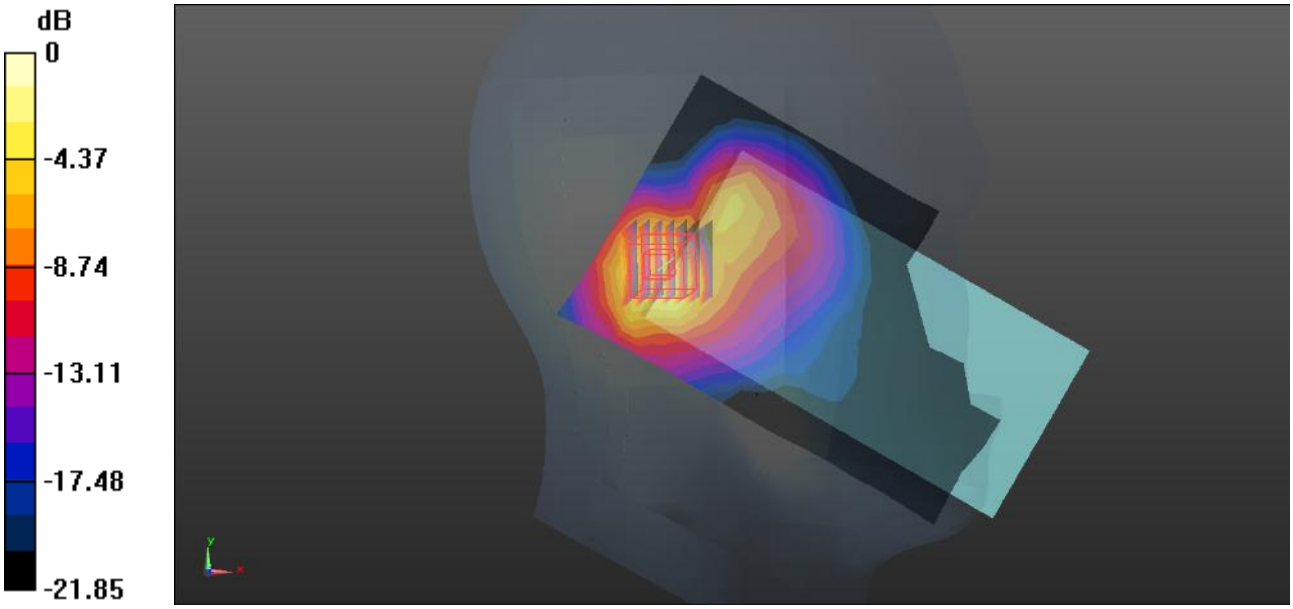

0 dB = 0.797 W/kg = -0.99 dBW/kg

Test Plot 67#: LTE Band 7_Head Left Tilt_50%RB_Middle

DUT: Mobile Phone; Type: A666LN; Serial: 2BZF-3

Communication System: Generic FDD-LTE; Frequency: 2535 MHz;Duty Cycle: 1:1
Medium parameters used (interpolated): f = 2535 MHz; σ = 1.953 S/m; ε_r = 40.348; ρ = 1000 kg/m^3
Phantom section: Left Section

DASY5 Configuration:

- Probe: EX3DV4 - SN7522; ConvF(7.42, 7.42, 7.42) @ 2535 MHz; Calibrated: 2023/5/29
- Sensor-Surface: 1.4mm (Mechanical Surface Detection)
- Electronics: DAE4 Sn1354; Calibrated: 2022/10/31
- Phantom: Twin SAM V5.0; Type: QD000P40CD; Serial: TP:1470
- Measurement SW: DASY52, Version 52.10 (2); SEMCAD X Version 14.6.12 (7470)

Area Scan (10x17x1): Measurement grid: dx=12mm, dy=12mm
Maximum value of SAR (measured) = 0.549 W/kg

Zoom Scan (7x7x7)/Cube 0: Measurement grid: dx=5mm, dy=5mm, dz=5mm
Reference Value = 4.776 V/m; Power Drift = 0.20 dB
Peak SAR (extrapolated) = 0.618 W/kg
SAR(1 g) = 0.372 W/kg; SAR(10 g) = 0.179 W/kg
Maximum value of SAR (measured) = 0.554 W/kg

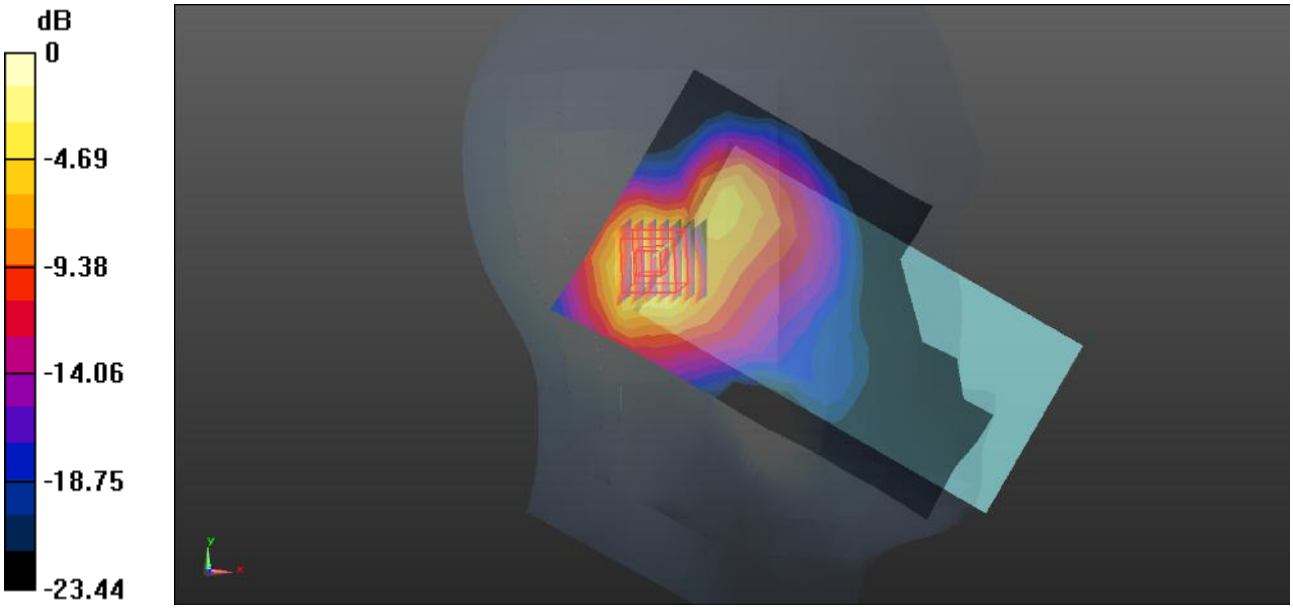

0 dB = 0.554 W/kg = -2.56 dBW/kg

Test Plot 68#: LTE Band 7_Head Right Cheek_1RB_Low

DUT: Mobile Phone; Type: A666LN; Serial: 2BZF-3

Communication System: Generic FDD-LTE; Frequency: 2510 MHz;Duty Cycle: 1:1
Medium parameters used: f = 2510 MHz; σ = 1.921 S/m; ε_r = 40.464; ρ = 1000 kg/m^3
Phantom section: Right Section

DASY5 Configuration:

- Probe: EX3DV4 - SN7522; ConvF(7.42, 7.42, 7.42) @ 2510 MHz; Calibrated: 2023/5/29
- Sensor-Surface: 1.4mm (Mechanical Surface Detection)
- Electronics: DAE4 Sn1354; Calibrated: 2022/10/31
- Phantom: Twin SAM V5.0; Type: QD000P40CD; Serial: TP:1470
- Measurement SW: DASY52, Version 52.10 (2); SEMCAD X Version 14.6.12 (7470)

Area Scan (10x17x1): Measurement grid: dx=12mm, dy=12mm
Maximum value of SAR (measured) = 1.13 W/kg

Zoom Scan (7x7x7)/Cube 0: Measurement grid: dx=5mm, dy=5mm, dz=5mm
Reference Value = 5.937 V/m; Power Drift = 0.19 dB
Peak SAR (extrapolated) = 1.52 W/kg
SAR(1 g) = 0.844 W/kg; SAR(10 g) = 0.413 W/kg
Maximum value of SAR (measured) = 1.30 W/kg

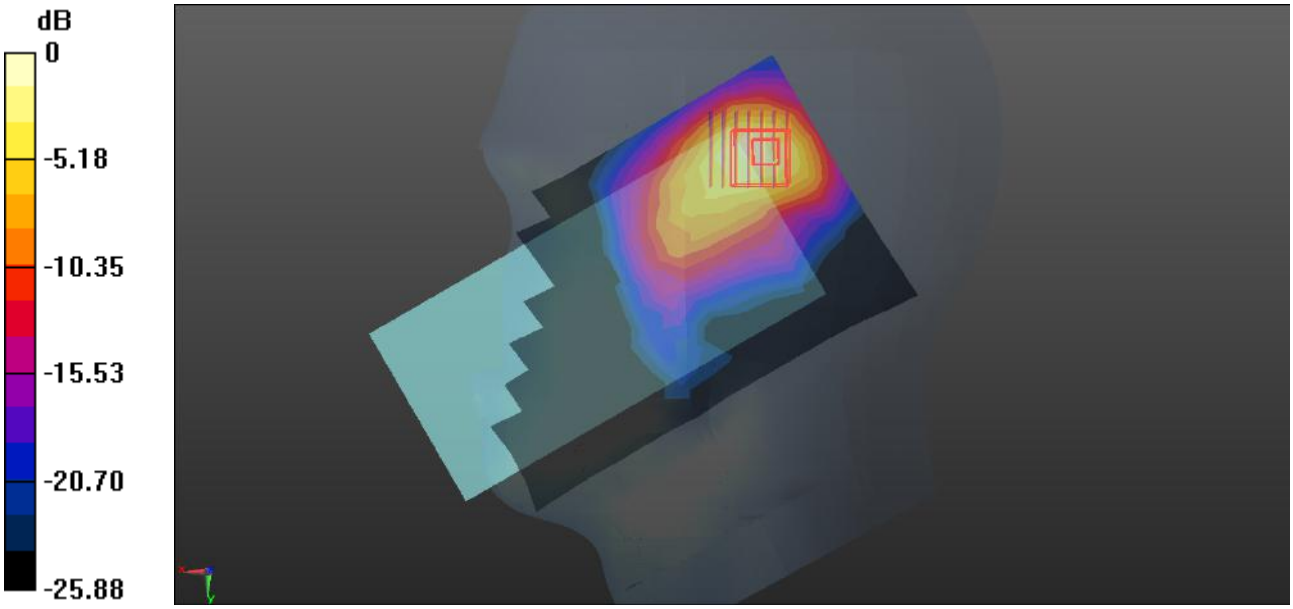

0 dB = 1.30 W/kg = 1.14 dBW/kg

Test Plot 69#: LTE Band 7_Head Right Cheek_1RB_Middle

DUT: Mobile Phone; Type: A666LN; Serial: 2BZF-3

Communication System: Generic FDD-LTE; Frequency: 2535 MHz;Duty Cycle: 1:1
Medium parameters used (interpolated): f = 2535 MHz; σ = 1.953 S/m; ε_r = 40.348; ρ = 1000 kg/m^3
Phantom section: Right Section

DASY5 Configuration:

- Probe: EX3DV4 - SN7522; ConvF(7.42, 7.42, 7.42) @ 2535 MHz; Calibrated: 2023/5/29
- Sensor-Surface: 1.4mm (Mechanical Surface Detection)
- Electronics: DAE4 Sn1354; Calibrated: 2022/10/31
- Phantom: Twin SAM V5.0; Type: QD000P40CD; Serial: TP:1470
- Measurement SW: DASY52, Version 52.10 (2); SEMCAD X Version 14.6.12 (7470)

Area Scan (10x17x1): Measurement grid: dx=12mm, dy=12mm
Maximum value of SAR (measured) = 1.29 W/kg

Zoom Scan (7x7x7)/Cube 0: Measurement grid: dx=5mm, dy=5mm, dz=5mm
Reference Value = 6.925 V/m; Power Drift = 0.16 dB
Peak SAR (extrapolated) = 1.61 W/kg
SAR(1 g) = 0.895 W/kg; SAR(10 g) = 0.443 W/kg
Maximum value of SAR (measured) = 1.37 W/kg

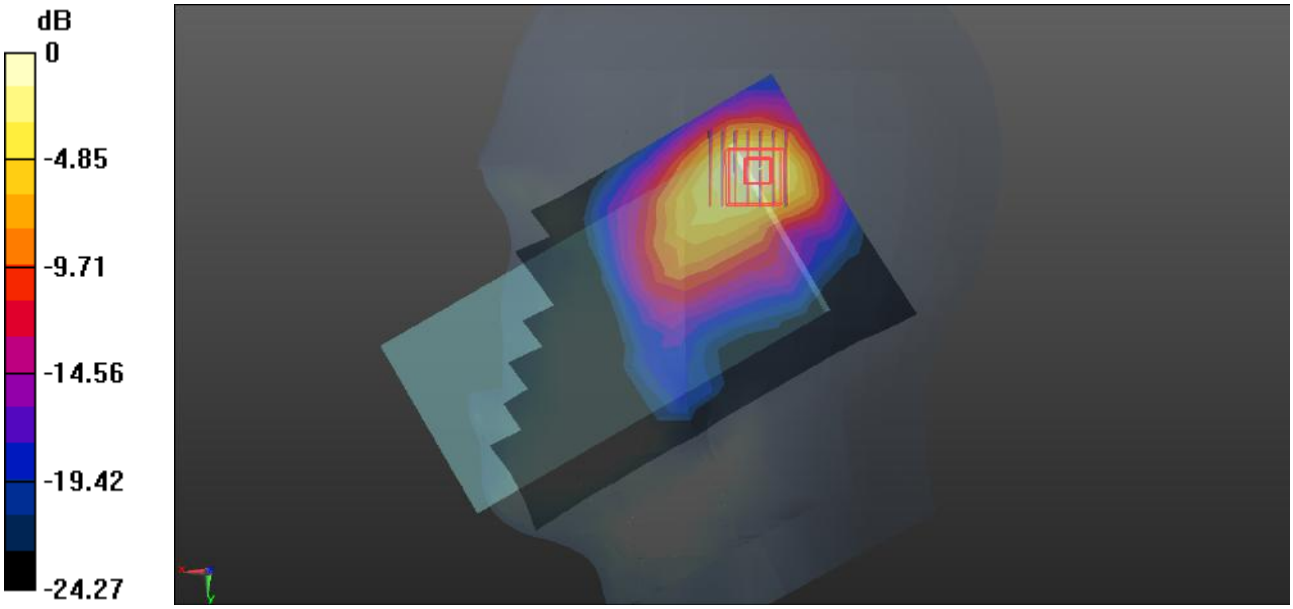

0 dB = 1.37 W/kg = 1.37 dBW/kg

Test Plot 70#: LTE Band 7_Head Right Cheek_1RB_High

DUT: Mobile Phone; Type: A666LN; Serial: 2BZF-3

Communication System: Generic FDD-LTE; Frequency: 2560 MHz;Duty Cycle: 1:1
Medium parameters used: f = 2560 MHz; σ = 1.947 S/m; ε_r = 40.05; ρ = 1000 kg/m^3
Phantom section: Right Section

DASY5 Configuration:

- Probe: EX3DV4 - SN7522; ConvF(7.23, 7.23, 7.23) @ 2560 MHz; Calibrated: 2023/5/29
- Sensor-Surface: 1.4mm (Mechanical Surface Detection)
- Electronics: DAE4 Sn1354; Calibrated: 2022/10/31
- Phantom: Twin SAM V5.0; Type: QD000P40CD; Serial: TP:1470
- Measurement SW: DASY52, Version 52.10 (2); SEMCAD X Version 14.6.12 (7470)

Area Scan (10x17x1): Measurement grid: dx=12mm, dy=12mm
Maximum value of SAR (measured) = 1.37 W/kg

Zoom Scan (7x7x7)/Cube 0: Measurement grid: dx=5mm, dy=5mm, dz=5mm
Reference Value = 7.396 V/m; Power Drift = 0.19 dB
Peak SAR (extrapolated) = 1.71 W/kg
SAR(1 g) = 0.982 W/kg; SAR(10 g) = 0.492 W/kg
Maximum value of SAR (measured) = 1.50 W/kg

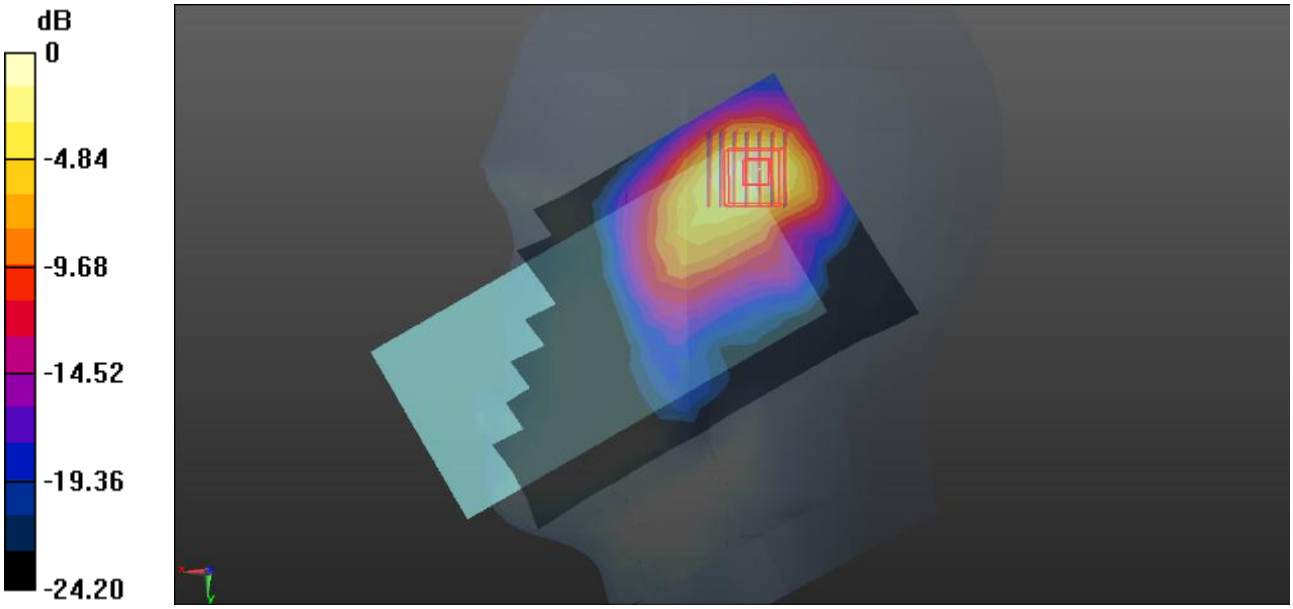

0 dB = 1.50 W/kg = 1.76 dBW/kg

Test Plot 71#: LTE Band 7_Head Right Cheek_50%RB_Middle

DUT: Mobile Phone; Type: A666LN; Serial: 2BZF-3

Communication System: Generic FDD-LTE; Frequency: 2535 MHz;Duty Cycle: 1:1
Medium parameters used (interpolated): f = 2535 MHz; σ = 1.953 S/m; ε_r = 40.348; ρ = 1000 kg/m^3
Phantom section: Right Section

DASY5 Configuration:

- Probe: EX3DV4 - SN7522; ConvF(7.42, 7.42, 7.42) @ 2535 MHz; Calibrated: 2023/5/29
- Sensor-Surface: 1.4mm (Mechanical Surface Detection)
- Electronics: DAE4 Sn1354; Calibrated: 2022/10/31
- Phantom: Twin SAM V5.0; Type: QD000P40CD; Serial: TP:1470
- Measurement SW: DASY52, Version 52.10 (2); SEMCAD X Version 14.6.12 (7470)

Area Scan (10x17x1): Measurement grid: dx=12mm, dy=12mm
Maximum value of SAR (measured) = 0.864 W/kg

Zoom Scan (7x7x7)/Cube 0: Measurement grid: dx=5mm, dy=5mm, dz=5mm
Reference Value = 5.580 V/m; Power Drift = 0.12 dB
Peak SAR (extrapolated) = 1.10 W/kg
SAR(1 g) = 0.609 W/kg; SAR(10 g) = 0.302 W/kg
Maximum value of SAR (measured) = 0.934 W/kg

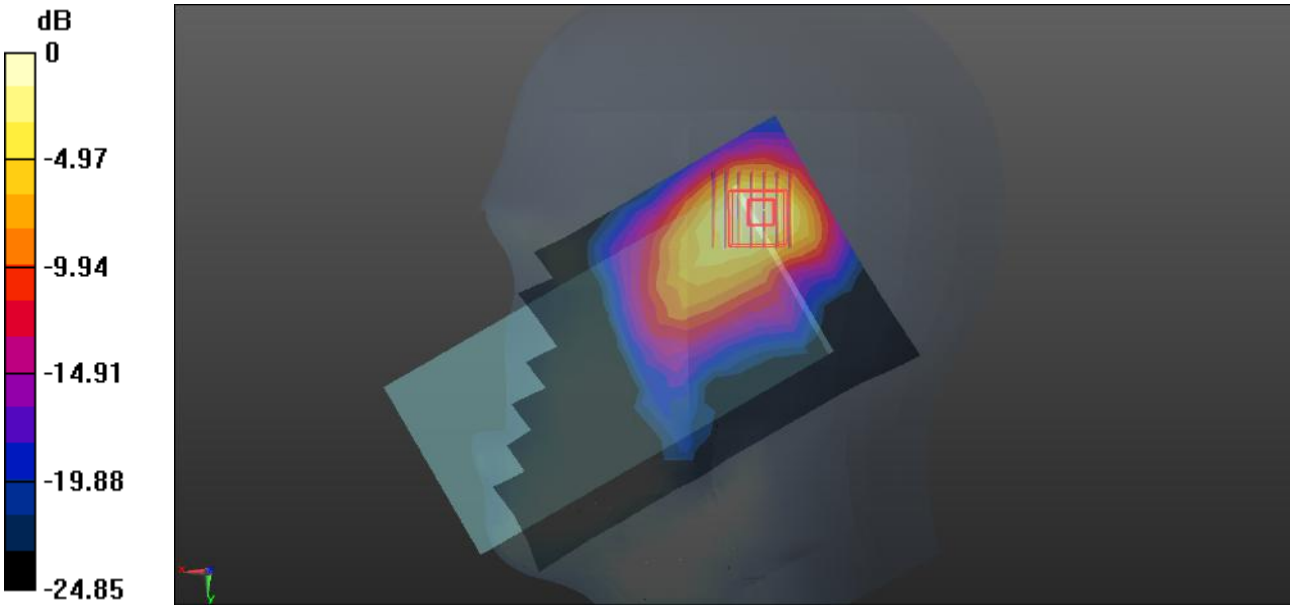

0 dB = 0.934 W/kg = -0.30 dBW/kg

Test Plot 72#: LTE Band 7_Head Right Cheek_100%RB_High

DUT: Mobile Phone; Type: A666LN; Serial: 2BZF-3

Communication System: Generic FDD-LTE; Frequency: 2560 MHz;Duty Cycle: 1:1
Medium parameters used: f = 2560 MHz; σ = 1.947 S/m; ε_r = 40.05; ρ = 1000 kg/m^3
Phantom section: Right Section

DASY5 Configuration:

- Probe: EX3DV4 - SN7522; ConvF(7.23, 7.23, 7.23) @ 2560 MHz; Calibrated: 2023/5/29
- Sensor-Surface: 1.4mm (Mechanical Surface Detection)
- Electronics: DAE4 Sn1354; Calibrated: 2022/10/31
- Phantom: Twin SAM V5.0; Type: QD000P40CD; Serial: TP:1470
- Measurement SW: DASY52, Version 52.10 (2); SEMCAD X Version 14.6.12 (7470)

Area Scan (10x17x1): Measurement grid: dx=12mm, dy=12mm
Maximum value of SAR (measured) = 0.876 W/kg

Zoom Scan (7x7x7)/Cube 0: Measurement grid: dx=5mm, dy=5mm, dz=5mm
Reference Value = 6.078 V/m; Power Drift = 0.20 dB
Peak SAR (extrapolated) = 1.14 W/kg
SAR(1 g) = 0.657 W/kg; SAR(10 g) = 0.329 W/kg
Maximum value of SAR (measured) = 0.992 W/kg

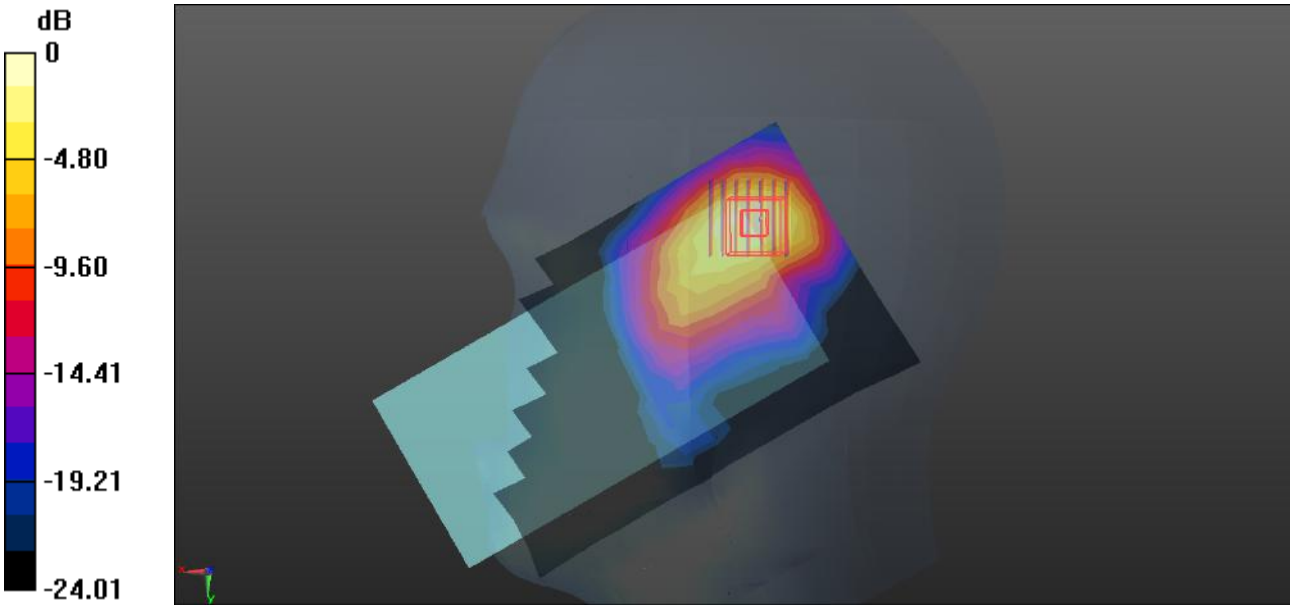

0 dB = 0.992 W/kg = -0.03 dBW/kg

Test Plot 73#: LTE Band 7_Head Right Tilt_1RB_Low

DUT: Mobile Phone; Type: A666LN; Serial: 2BZF-3

Communication System: Generic FDD-LTE; Frequency: 2510 MHz;Duty Cycle: 1:1
Medium parameters used: f = 2510 MHz; σ = 1.921 S/m; ε_r = 40.464; ρ = 1000 kg/m^3
Phantom section: Right Section

DASY5 Configuration:

- Probe: EX3DV4 - SN7522; ConvF(7.42, 7.42, 7.42) @ 2510 MHz; Calibrated: 2023/5/29
- Sensor-Surface: 1.4mm (Mechanical Surface Detection)
- Electronics: DAE4 Sn1354; Calibrated: 2022/10/31
- Phantom: Twin SAM V5.0; Type: QD000P40CD; Serial: TP:1470
- Measurement SW: DASY52, Version 52.10 (2); SEMCAD X Version 14.6.12 (7470)

Area Scan (10x17x1): Measurement grid: dx=12mm, dy=12mm
Maximum value of SAR (measured) = 1.60 W/kg

Zoom Scan (7x7x7)/Cube 0: Measurement grid: dx=5mm, dy=5mm, dz=5mm
Reference Value = 6.043 V/m; Power Drift = 0.14 dB
Peak SAR (extrapolated) = 2.06 W/kg
SAR(1 g) = 1.09 W/kg; SAR(10 g) = 0.482 W/kg
Maximum value of SAR (measured) = 1.75 W/kg

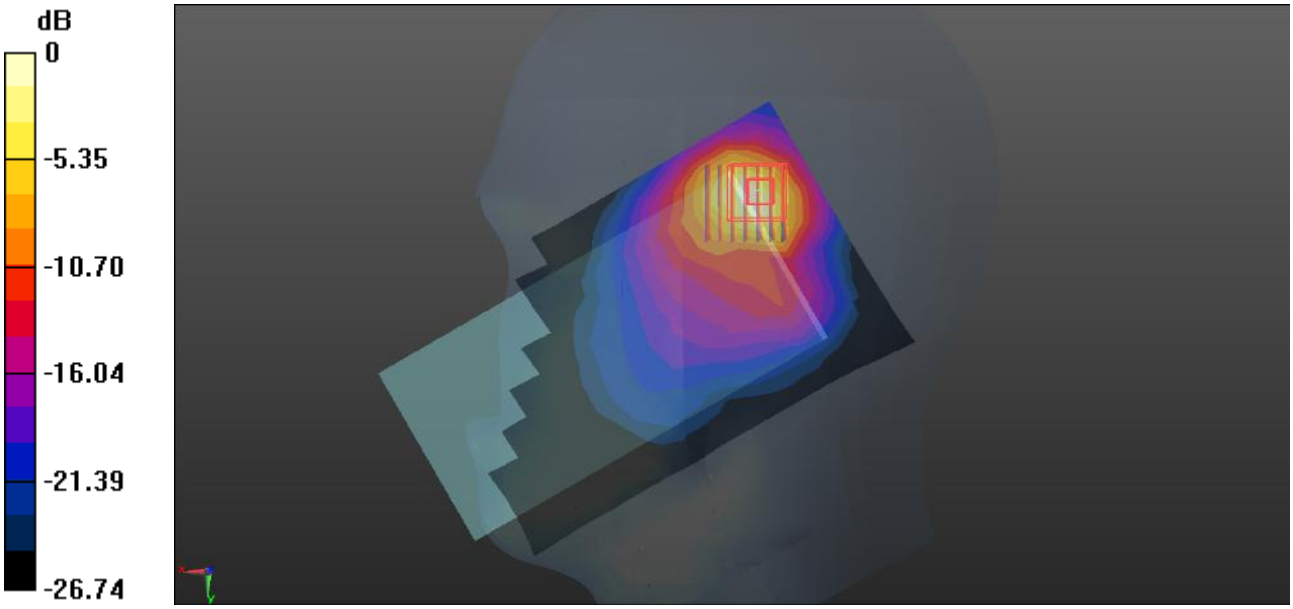

0 dB = 1.75 W/kg = 2.43 dBW/kg

Test Plot 74#: LTE Band 7_Head Right Tilt_1RB_Middle

DUT: Mobile Phone; Type: A666LN; Serial: 2BZF-3

Communication System: Generic FDD-LTE; Frequency: 2535 MHz;Duty Cycle: 1:1
Medium parameters used (interpolated): f = 2535 MHz; σ = 1.953 S/m; ε_r = 40.348; ρ = 1000 kg/m^3
Phantom section: Right Section

DASY5 Configuration:

- Probe: EX3DV4 - SN7522; ConvF(7.42, 7.42, 7.42) @ 2535 MHz; Calibrated: 2023/5/29
- Sensor-Surface: 1.4mm (Mechanical Surface Detection)
- Electronics: DAE4 Sn1354; Calibrated: 2022/10/31
- Phantom: Twin SAM V5.0; Type: QD000P40CD; Serial: TP:1470
- Measurement SW: DASY52, Version 52.10 (2); SEMCAD X Version 14.6.12 (7470)

Area Scan (10x17x1): Measurement grid: dx=12mm, dy=12mm
Maximum value of SAR (measured) = 1.50 W/kg

Zoom Scan (7x7x7)/Cube 0: Measurement grid: dx=5mm, dy=5mm, dz=5mm
Reference Value = 6.793 V/m; Power Drift = 0.06 dB
Peak SAR (extrapolated) = 2.03 W/kg
SAR(1 g) = 1.06 W/kg; SAR(10 g) = 0.474 W/kg
Maximum value of SAR (measured) = 1.73 W/kg

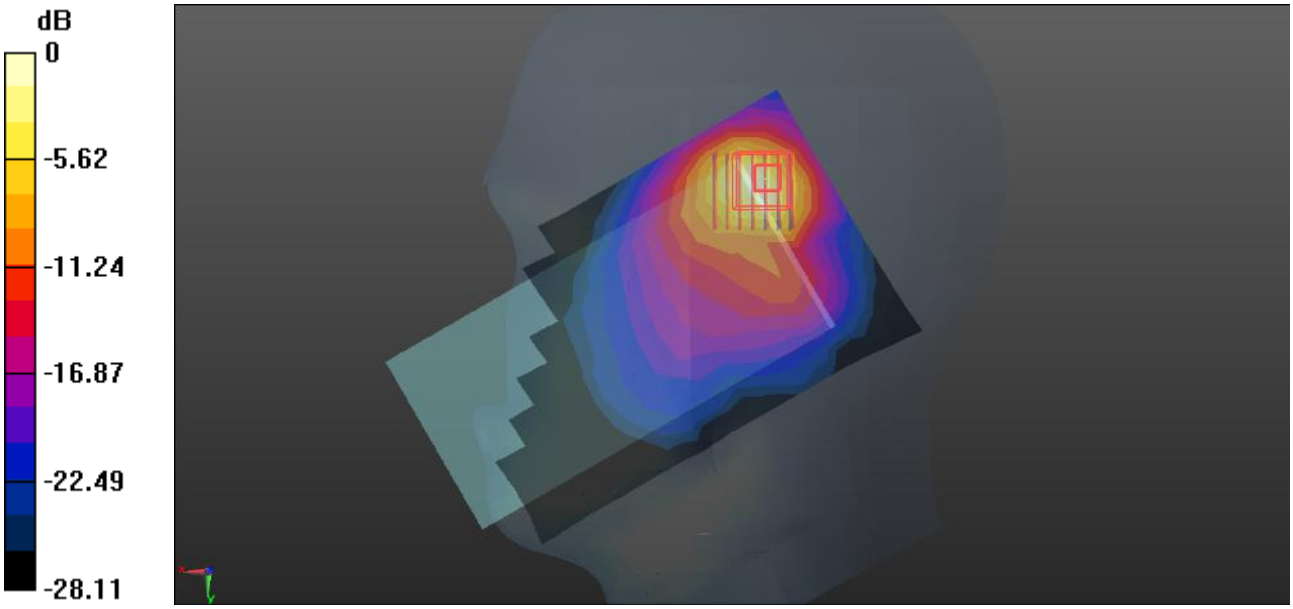

0 dB = 1.73 W/kg = 2.38 dBW/kg

Test Plot 75#: LTE Band 7_Head Right Tilt_1RB_High

DUT: Mobile Phone; Type: A666LN; Serial: 2BZF-3

Communication System: Generic FDD-LTE; Frequency: 2560 MHz;Duty Cycle: 1:1
Medium parameters used: f = 2560 MHz; σ = 1.947 S/m; ε_r = 40.05; ρ = 1000 kg/m^3
Phantom section: Right Section

DASY5 Configuration:

- Probe: EX3DV4 - SN7522; ConvF(7.23, 7.23, 7.23) @ 2510 MHz; Calibrated: 2023/5/29
- Sensor-Surface: 1.4mm (Mechanical Surface Detection)
- Electronics: DAE4 Sn1354; Calibrated: 2022/10/31
- Phantom: Twin SAM V5.0; Type: QD000P40CD; Serial: TP:1470
- Measurement SW: DASY52, Version 52.10 (2); SEMCAD X Version 14.6.12 (7470)

Area Scan (10x17x1): Measurement grid: dx=12mm, dy=12mm
Maximum value of SAR (measured) = 1.61 W/kg

Zoom Scan (7x7x7)/Cube 0: Measurement grid: dx=5mm, dy=5mm, dz=5mm
Reference Value = 7.482 V/m; Power Drift = 0.15 dB
Peak SAR (extrapolated) = 2.14 W/kg
SAR(1 g) = 1.13 W/kg; SAR(10 g) = 0.507 W/kg
Maximum value of SAR (measured) = 1.78 W/kg

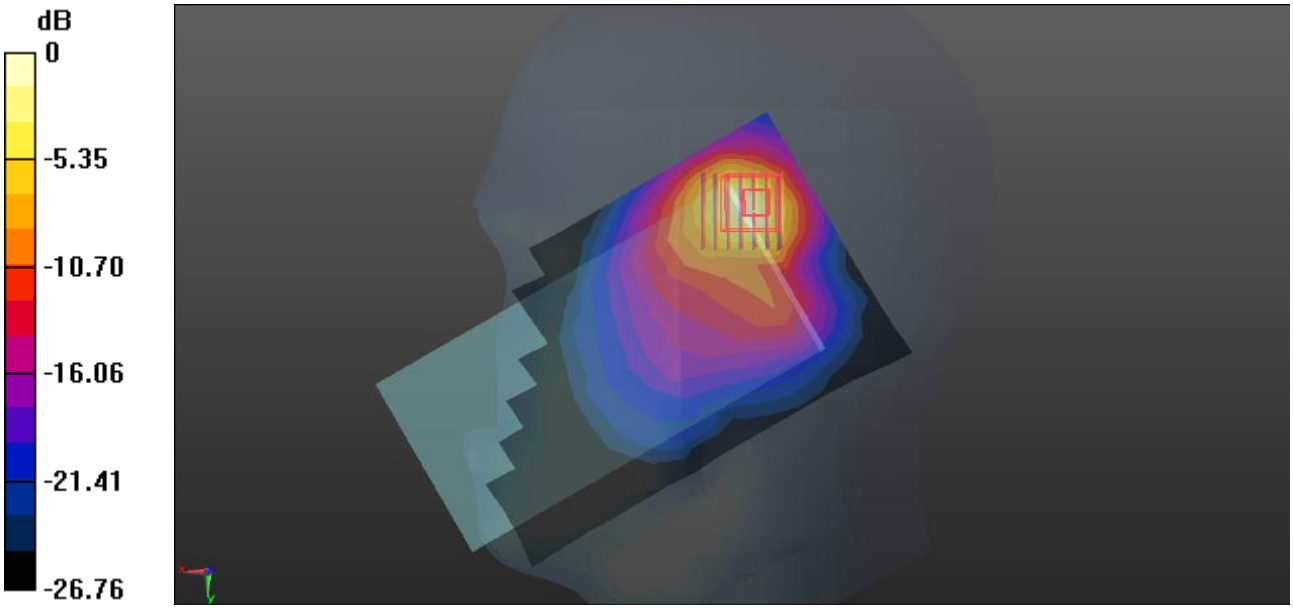

0 dB = 1.78 W/kg = 2.50 dBW/kg

Test Plot 76#: LTE Band 7_Head Right Tilt_50%RB_Low

DUT: Mobile Phone; Type: A666LN; Serial: 2BZF-3

Communication System: Generic FDD-LTE; Frequency: 2510 MHz;Duty Cycle: 1:1
Medium parameters used: f = 2510 MHz; σ = 1.921 S/m; ε_r = 40.464; ρ = 1000 kg/m^3
Phantom section: Right Section

DASY5 Configuration:

- Probe: EX3DV4 - SN7522; ConvF(7.42, 7.42, 7.42) @ 2510 MHz; Calibrated: 2023/5/29
- Sensor-Surface: 1.4mm (Mechanical Surface Detection)
- Electronics: DAE4 Sn1354; Calibrated: 2022/10/31
- Phantom: Twin SAM V5.0; Type: QD000P40CD; Serial: TP:1470
- Measurement SW: DASY52, Version 52.10 (2); SEMCAD X Version 14.6.12 (7470)

Area Scan (10x17x1): Measurement grid: dx=12mm, dy=12mm
Maximum value of SAR (measured) = 1.01 W/kg

Zoom Scan (7x7x7)/Cube 0: Measurement grid: dx=5mm, dy=5mm, dz=5mm
Reference Value = 3.449 V/m; Power Drift = 0.03 dB
Peak SAR (extrapolated) = 1.76 W/kg
SAR(1 g) = 0.899 W/kg; SAR(10 g) = 0.387 W/kg
Maximum value of SAR (measured) = 1.48 W/kg

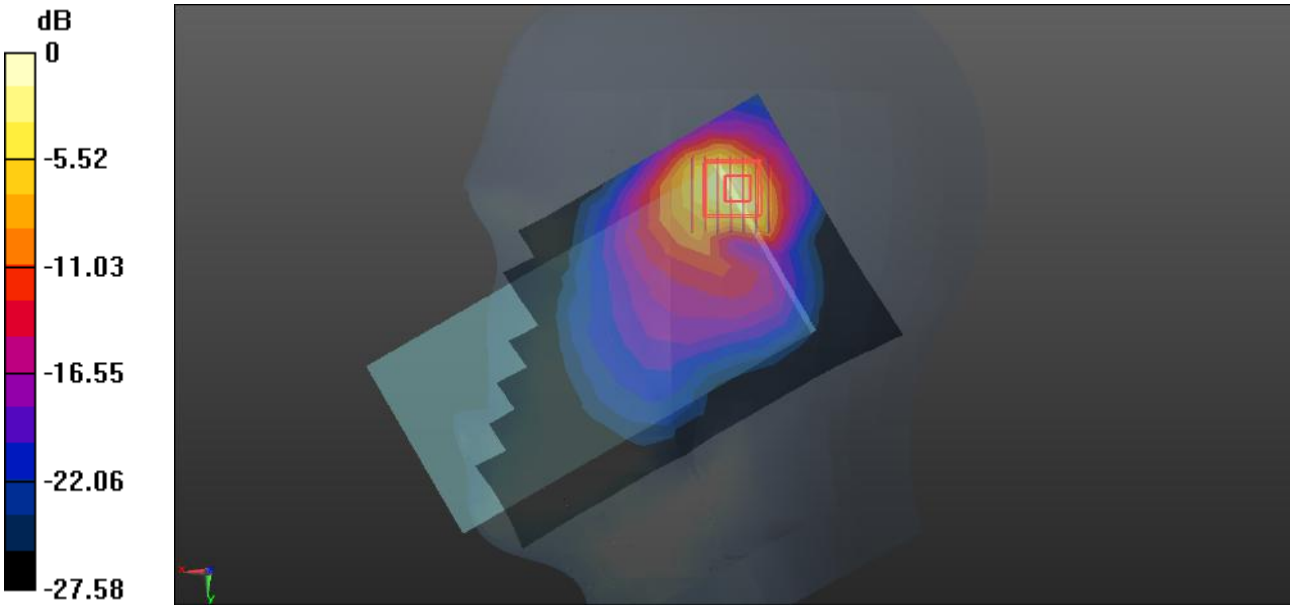

0 dB = 1.48 W/kg = 1.70 dBW/kg

Test Plot 77#: LTE Band 7_Head Right Tilt_50%RB_Middle

DUT: Mobile Phone; Type: A666LN; Serial: 2BZF-3

Communication System: Generic FDD-LTE; Frequency: 2535 MHz;Duty Cycle: 1:1
Medium parameters used (interpolated): f = 2535 MHz; σ = 1.953 S/m; ε_r = 40.348; ρ = 1000 kg/m^3
Phantom section: Right Section

DASY5 Configuration:

- Probe: EX3DV4 - SN7522; ConvF(7.42, 7.42, 7.42) @ 2535 MHz; Calibrated: 2023/5/29
- Sensor-Surface: 1.4mm (Mechanical Surface Detection)
- Electronics: DAE4 Sn1354; Calibrated: 2022/10/31
- Phantom: Twin SAM V5.0; Type: QD000P40CD; Serial: TP:1470
- Measurement SW: DASY52, Version 52.10 (2); SEMCAD X Version 14.6.12 (7470)

Area Scan (10x17x1): Measurement grid: dx=12mm, dy=12mm
Maximum value of SAR (measured) = 0.965 W/kg

Zoom Scan (7x7x7)/Cube 0: Measurement grid: dx=5mm, dy=5mm, dz=5mm
Reference Value = 3.386 V/m; Power Drift = 0.12 dB
Peak SAR (extrapolated) = 1.62 W/kg
SAR(1 g) = 0.825 W/kg; SAR(10 g) = 0.358 W/kg
Maximum value of SAR (measured) = 1.38 W/kg

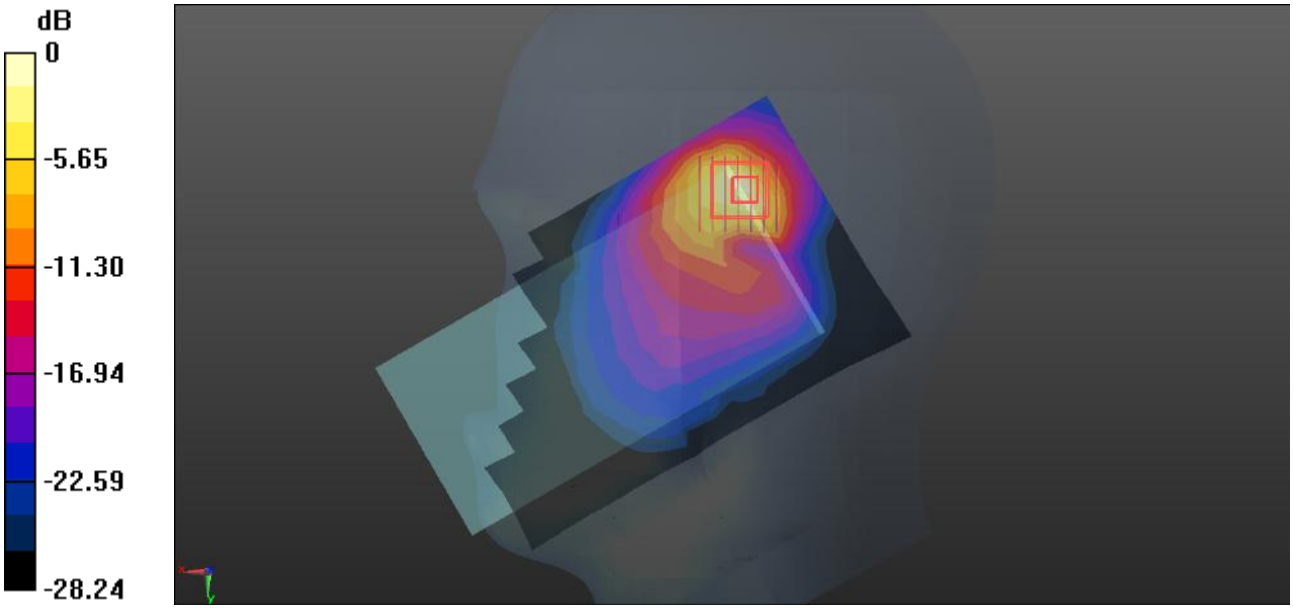

0 dB = 1.38 W/kg = 1.40 dBW/kg

Test Plot 78#: LTE Band 7_Head Right Tilt_50%RB_High

DUT: Mobile Phone; Type: A666LN; Serial: 2BZF-3

Communication System: Generic FDD-LTE; Frequency: 2560 MHz;Duty Cycle: 1:1
Medium parameters used: f = 2560 MHz; σ = 1.947 S/m; ε_r = 40.05; ρ = 1000 kg/m^3
Phantom section: Right Section

DASY5 Configuration:

- Probe: EX3DV4 - SN7522; ConvF(7.23, 7.23, 7.23) @ 2560 MHz; Calibrated: 2023/5/29
- Sensor-Surface: 1.4mm (Mechanical Surface Detection)
- Electronics: DAE4 Sn1354; Calibrated: 2022/10/31
- Phantom: Twin SAM V5.0; Type: QD000P40CD; Serial: TP:1470
- Measurement SW: DASY52, Version 52.10 (2); SEMCAD X Version 14.6.12 (7470)

Area Scan (10x17x1): Measurement grid: dx=12mm, dy=12mm
Maximum value of SAR (measured) = 1.15 W/kg

Zoom Scan (7x7x7)/Cube 0: Measurement grid: dx=5mm, dy=5mm, dz=5mm
Reference Value = 5.384 V/m; Power Drift = 0.09 dB
Peak SAR (extrapolated) = 1.85 W/kg
SAR(1 g) = 0.942 W/kg; SAR(10 g) = 0.436 W/kg
Maximum value of SAR (measured) = 1.57 W/kg

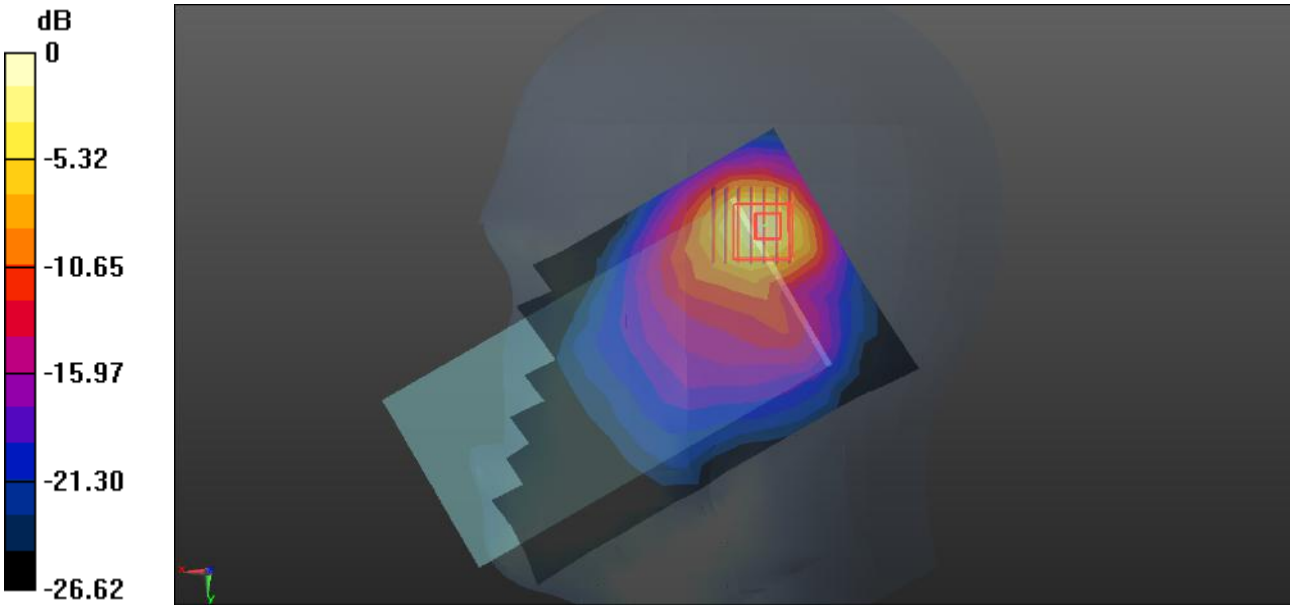

0 dB = 1.57 W/kg = 1.96 dBW/kg

Test Plot 79#: LTE Band 7_Head Right Tilt_100%RB_High

DUT: Mobile Phone; Type: A666LN; Serial: 2BZF-3

Communication System: Generic FDD-LTE; Frequency: 2560 MHz;Duty Cycle: 1:1
Medium parameters used: f = 2560 MHz; σ = 1.947 S/m; ε_r = 40.05; ρ = 1000 kg/m^3
Phantom section: Right Section

DASY5 Configuration:

- Probe: EX3DV4 - SN7522; ConvF(7.23, 7.23, 7.23) @ 2560 MHz; Calibrated: 2023/5/29
- Sensor-Surface: 1.4mm (Mechanical Surface Detection)
- Electronics: DAE4 Sn1354; Calibrated: 2022/10/31
- Phantom: Twin SAM V5.0; Type: QD000P40CD; Serial: TP:1470
- Measurement SW: DASY52, Version 52.10 (2); SEMCAD X Version 14.6.12 (7470)

Area Scan (10x17x1): Measurement grid: dx=12mm, dy=12mm
Maximum value of SAR (measured) = 0.933 W/kg

Zoom Scan (7x7x7)/Cube 0: Measurement grid: dx=5mm, dy=5mm, dz=5mm
Reference Value = 3.310 V/m; Power Drift = 0.05 dB
Peak SAR (extrapolated) = 1.55 W/kg
SAR(1 g) = 0.803 W/kg; SAR(10 g) = 0.351 W/kg
Maximum value of SAR (measured) = 1.34 W/kg

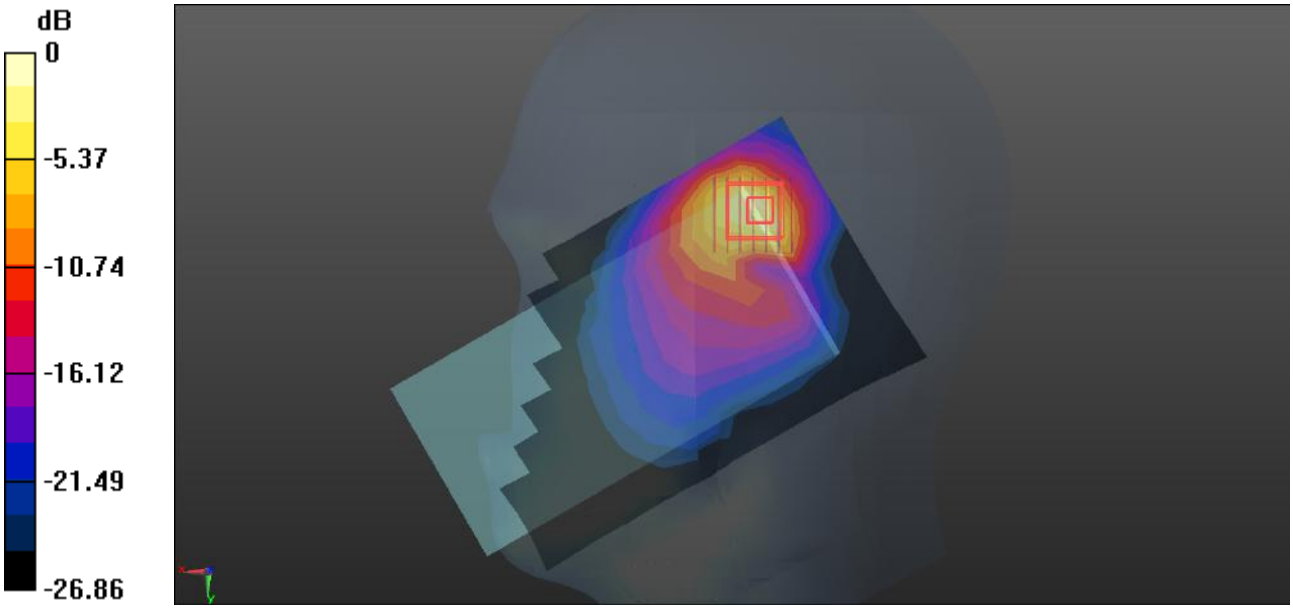

0 dB = 1.34 W/kg = 1.27 dBW/kg

Test Plot 80#: LTE Band 7_Body Front_1RB_Middle

DUT: Mobile Phone; Type: A666LN; Serial: 2BZF-3

Communication System: Generic FDD-LTE; Frequency: 2535 MHz;Duty Cycle: 1:1
Medium parameters used (interpolated): f = 2535 MHz; σ = 1.953 S/m; ε_r = 40.348; ρ = 1000 kg/m^3
Phantom section: Flat Section

DASY5 Configuration:

- Probe: EX3DV4 - SN7522; ConvF(7.42, 7.42, 7.42) @ 2535 MHz; Calibrated: 2023/5/29
- Sensor-Surface: 1.4mm (Mechanical Surface Detection)
- Electronics: DAE4 Sn1354; Calibrated: 2022/10/31
- Phantom: Twin SAM V5.0; Type: QD000P40CD; Serial: TP:1470
- Measurement SW: DASY52, Version 52.10 (2); SEMCAD X Version 14.6.12 (7470)

Area Scan (10x17x1): Measurement grid: dx=12mm, dy=12mm
Maximum value of SAR (measured) = 0.297 W/kg

Zoom Scan (7x7x7)/Cube 0: Measurement grid: dx=5mm, dy=5mm, dz=5mm
Reference Value = 3.437 V/m; Power Drift = 0.14 dB
Peak SAR (extrapolated) = 0.350 W/kg
SAR(1 g) = 0.216 W/kg; SAR(10 g) = 0.111 W/kg
Maximum value of SAR (measured) = 0.314 W/kg

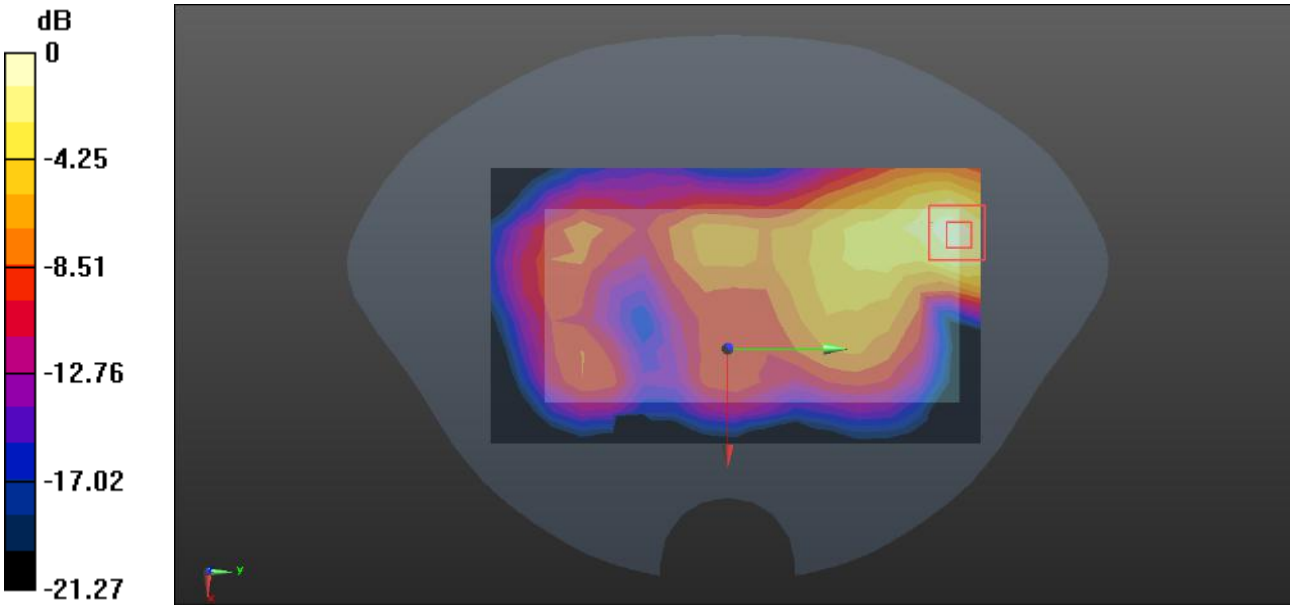

0 dB = 0.314 W/kg = -5.03 dBW/kg

Test Plot 81#: LTE Band 7_Body Front_50%RB_Middle

DUT: Mobile Phone; Type: A666LN; Serial: 2BZF-3

Communication System: Generic FDD-LTE; Frequency: 2535 MHz;Duty Cycle: 1:1
Medium parameters used (interpolated): f = 2535 MHz; σ = 1.953 S/m; ε_r = 40.348; ρ = 1000 kg/m^3
Phantom section: Flat Section

DASY5 Configuration:

- Probe: EX3DV4 - SN7522; ConvF(7.42, 7.42, 7.42) @ 2535 MHz; Calibrated: 2023/5/29
- Sensor-Surface: 1.4mm (Mechanical Surface Detection)
- Electronics: DAE4 Sn1354; Calibrated: 2022/10/31
- Phantom: Twin SAM V5.0; Type: QD000P40CD; Serial: TP:1470
- Measurement SW: DASY52, Version 52.10 (2); SEMCAD X Version 14.6.12 (7470)

Area Scan (10x17x1): Measurement grid: dx=12mm, dy=12mm
Maximum value of SAR (measured) = 0.197 W/kg

Zoom Scan (7x7x7)/Cube 0: Measurement grid: dx=5mm, dy=5mm, dz=5mm
Reference Value = 4.240 V/m; Power Drift = -0.05 dB
Peak SAR (extrapolated) = 0.262 W/kg
SAR(1 g) = 0.161 W/kg; SAR(10 g) = 0.082 W/kg
Maximum value of SAR (measured) = 0.231 W/kg

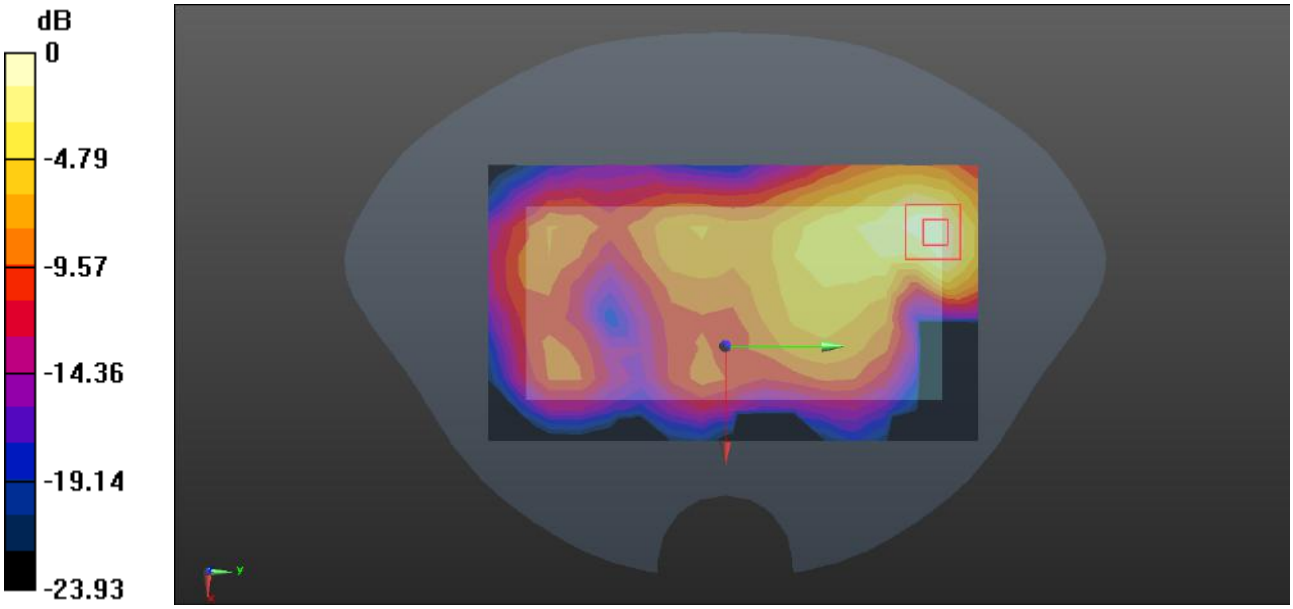

0 dB = 0.231 W/kg = -6.36 dBW/kg

Test Plot 82#: LTE Band 7_Body Back_1RB_Low

DUT: Mobile Phone; Type: A666LN; Serial: 2BZF-3

Communication System: Generic FDD-LTE; Frequency: 2510 MHz;Duty Cycle: 1:1
Medium parameters used: f = 2510 MHz; σ = 1.921 S/m; ε_r = 40.464; ρ = 1000 kg/m^3
Phantom section: Flat Section

DASY5 Configuration:

- Probe: EX3DV4 - SN7522; ConvF(7.42, 7.42, 7.42) @ 2510 MHz; Calibrated: 2023/5/29
- Sensor-Surface: 1.4mm (Mechanical Surface Detection)
- Electronics: DAE4 Sn1354; Calibrated: 2022/10/31
- Phantom: Twin SAM V5.0; Type: QD000P40CD; Serial: TP:1470
- Measurement SW: DASY52, Version 52.10 (2); SEMCAD X Version 14.6.12 (7470)

Area Scan (10x17x1): Measurement grid: dx=12mm, dy=12mm
Maximum value of SAR (measured) = 0.951 W/kg

Zoom Scan (7x7x7)/Cube 0: Measurement grid: dx=5mm, dy=5mm, dz=5mm
Reference Value = 2.924 V/m; Power Drift = 0.04 dB
Peak SAR (extrapolated) = 1.48 W/kg
SAR(1 g) = 0.812 W/kg; SAR(10 g) = 0.354 W/kg
Maximum value of SAR (measured) = 1.32 W/kg

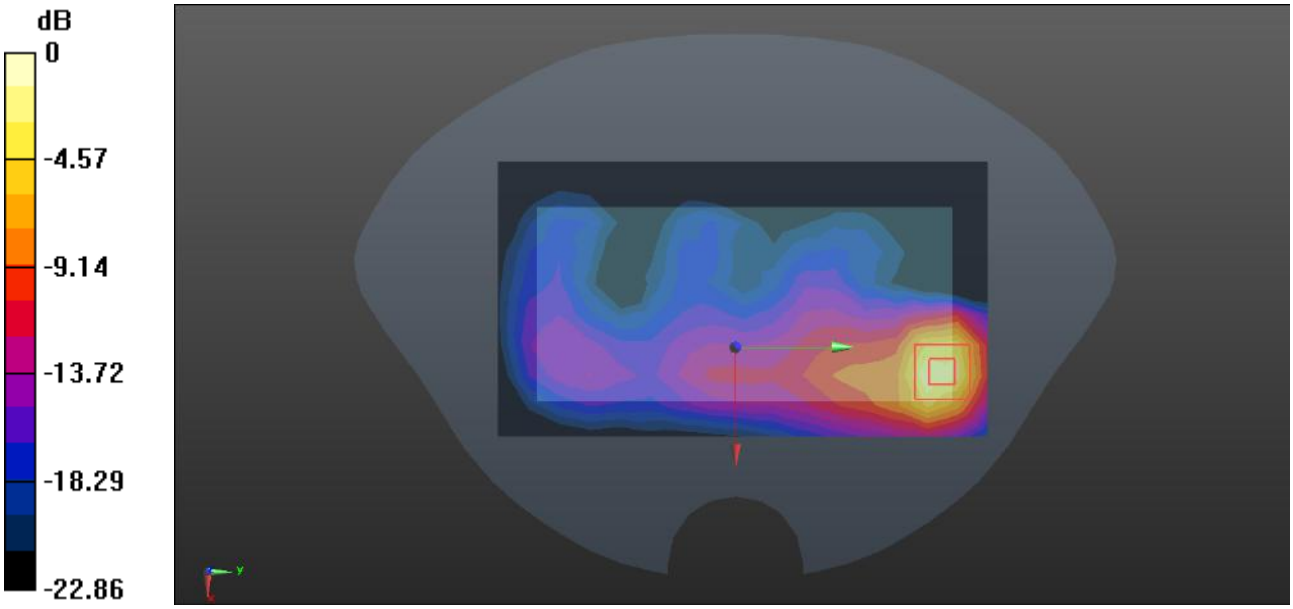

0 dB = 1.32 W/kg = 1.21 dBW/kg

Test Plot 83#: LTE Band 7_Body Back_1RB_Middle

DUT: Mobile Phone; Type: A666LN; Serial: 2BZF-3

Communication System: Generic FDD-LTE; Frequency: 2535 MHz;Duty Cycle: 1:1
Medium parameters used (interpolated): f = 2535 MHz; σ = 1.953 S/m; ε_r = 40.348; ρ = 1000 kg/m^3
Phantom section: Flat Section

DASY5 Configuration:

- Probe: EX3DV4 - SN7522; ConvF(7.42, 7.42, 7.42) @ 2535 MHz; Calibrated: 2023/5/29
- Sensor-Surface: 1.4mm (Mechanical Surface Detection)
- Electronics: DAE4 Sn1354; Calibrated: 2022/10/31
- Phantom: Twin SAM V5.0; Type: QD000P40CD; Serial: TP:1470
- Measurement SW: DASY52, Version 52.10 (2); SEMCAD X Version 14.6.12 (7470)

Area Scan (10x17x1): Measurement grid: dx=12mm, dy=12mm
Maximum value of SAR (measured) = 1.54 W/kg

Zoom Scan (7x7x7)/Cube 0: Measurement grid: dx=5mm, dy=5mm, dz=5mm
Reference Value = 3.718 V/m; Power Drift = 0.02 dB
Peak SAR (extrapolated) = 1.58 W/kg
SAR(1 g) = 0.908 W/kg; SAR(10 g) = 0.402 W/kg
Maximum value of SAR (measured) = 1.39 W/kg

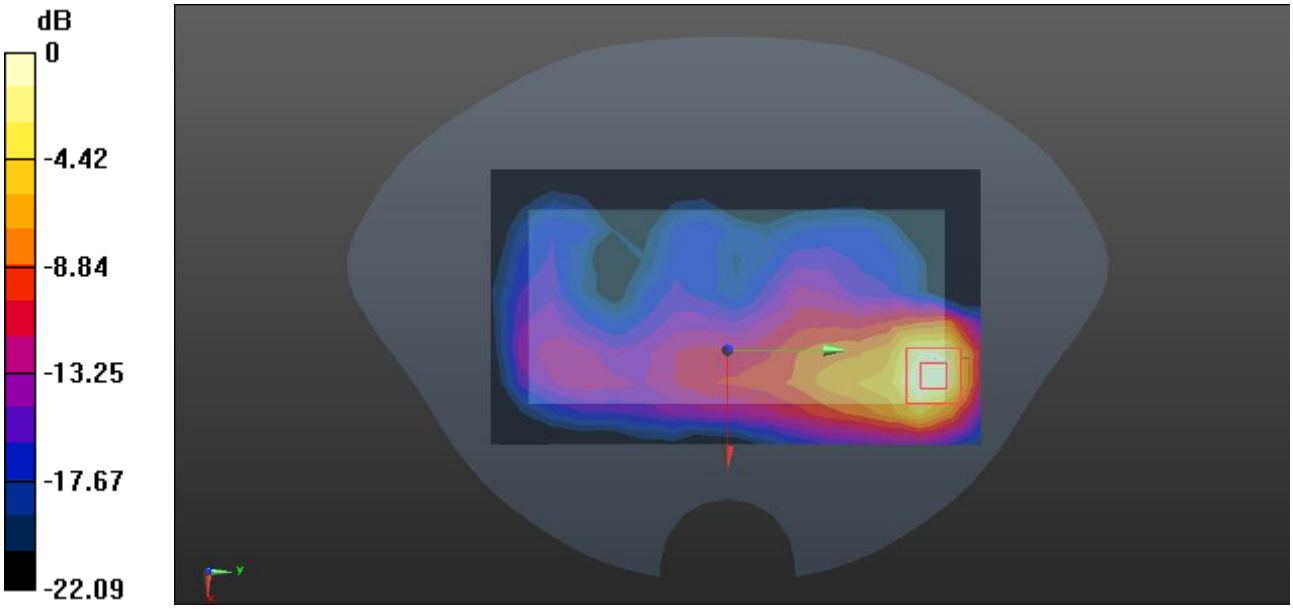

0 dB = 1.39 W/kg = 1.43 dBW/kg

Test Plot 84#: LTE Band 7_Body Back_1RB_High

DUT: Mobile Phone; Type: A666LN; Serial: 2BZF-3

Communication System: Generic FDD-LTE; Frequency: 2560 MHz;Duty Cycle: 1:1
Medium parameters used: f = 2560 MHz; σ = 1.947 S/m; ε_r = 40.05; ρ = 1000 kg/m^3
Phantom section: Flat Section

DASY5 Configuration:

- Probe: EX3DV4 - SN7522; ConvF(7.23, 7.23, 7.23) @ 2560 MHz; Calibrated: 2023/5/29
- Sensor-Surface: 1.4mm (Mechanical Surface Detection)
- Electronics: DAE4 Sn1354; Calibrated: 2022/10/31
- Phantom: Twin SAM V5.0; Type: QD000P40CD; Serial: TP:1470
- Measurement SW: DASY52, Version 52.10 (2); SEMCAD X Version 14.6.12 (7470)

Area Scan (10x17x1): Measurement grid: dx=12mm, dy=12mm
Maximum value of SAR (measured) = 0.949 W/kg

Zoom Scan (7x7x7)/Cube 0: Measurement grid: dx=5mm, dy=5mm, dz=5mm
Reference Value = 3.494 V/m; Power Drift = 0.11 dB
Peak SAR (extrapolated) = 1.34 W/kg
SAR(1 g) = 0.787 W/kg; SAR(10 g) = 0.351 W/kg
Maximum value of SAR (measured) = 1.21 W/kg

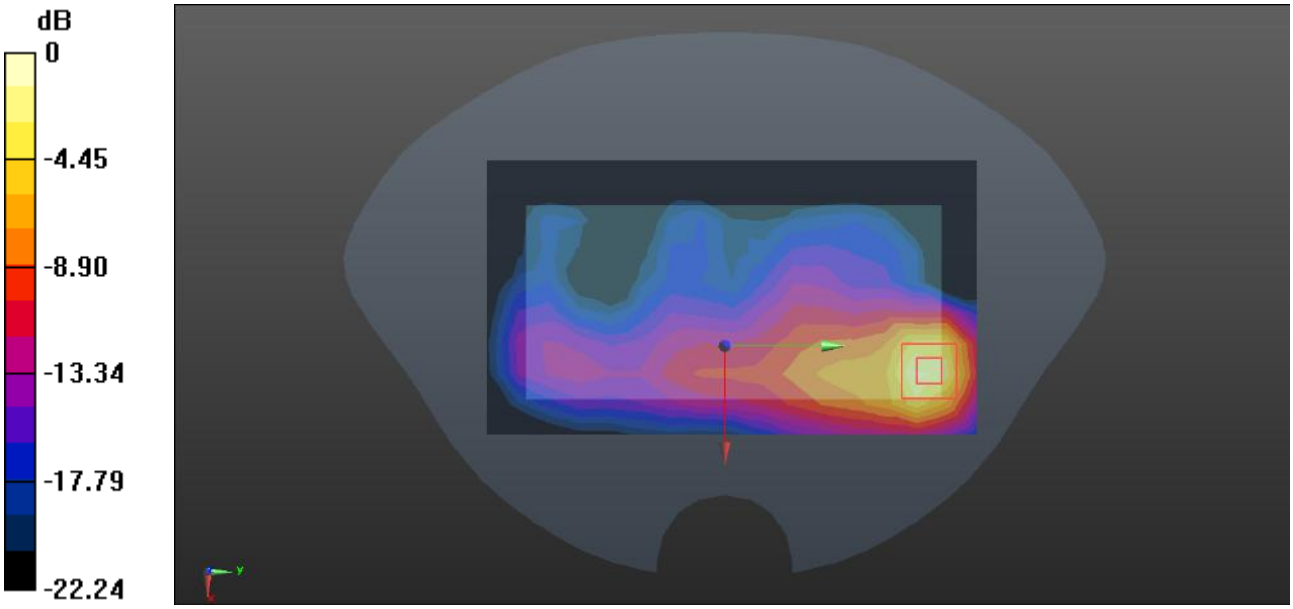

0 dB = 1.21 W/kg = 0.83 dBW/kg

Test Plot 85#: LTE Band 7_Body Back_50%RB_Middle

DUT: Mobile Phone; Type: A666LN; Serial: 2BZF-3

Communication System: Generic FDD-LTE; Frequency: 2535 MHz;Duty Cycle: 1:1
Medium parameters used (interpolated): f = 2535 MHz; σ = 1.953 S/m; ε_r = 40.348; ρ = 1000 kg/m^3
Phantom section: Flat Section

DASY5 Configuration:

- Probe: EX3DV4 - SN7522; ConvF(7.42, 7.42, 7.42) @ 2535 MHz; Calibrated: 2023/5/29
- Sensor-Surface: 1.4mm (Mechanical Surface Detection)
- Electronics: DAE4 Sn1354; Calibrated: 2022/10/31
- Phantom: Twin SAM V5.0; Type: QD000P40CD; Serial: TP:1470
- Measurement SW: DASY52, Version 52.10 (2); SEMCAD X Version 14.6.12 (7470)

Area Scan (10x17x1): Measurement grid: dx=12mm, dy=12mm
Maximum value of SAR (measured) = 0.761 W/kg

Zoom Scan (7x7x7)/Cube 0: Measurement grid: dx=5mm, dy=5mm, dz=5mm
Reference Value = 2.668 V/m; Power Drift = 0.07 dB
Peak SAR (extrapolated) = 1.15 W/kg
SAR(1 g) = 0.652 W/kg; SAR(10 g) = 0.288 W/kg
Maximum value of SAR (measured) = 1.03 W/kg

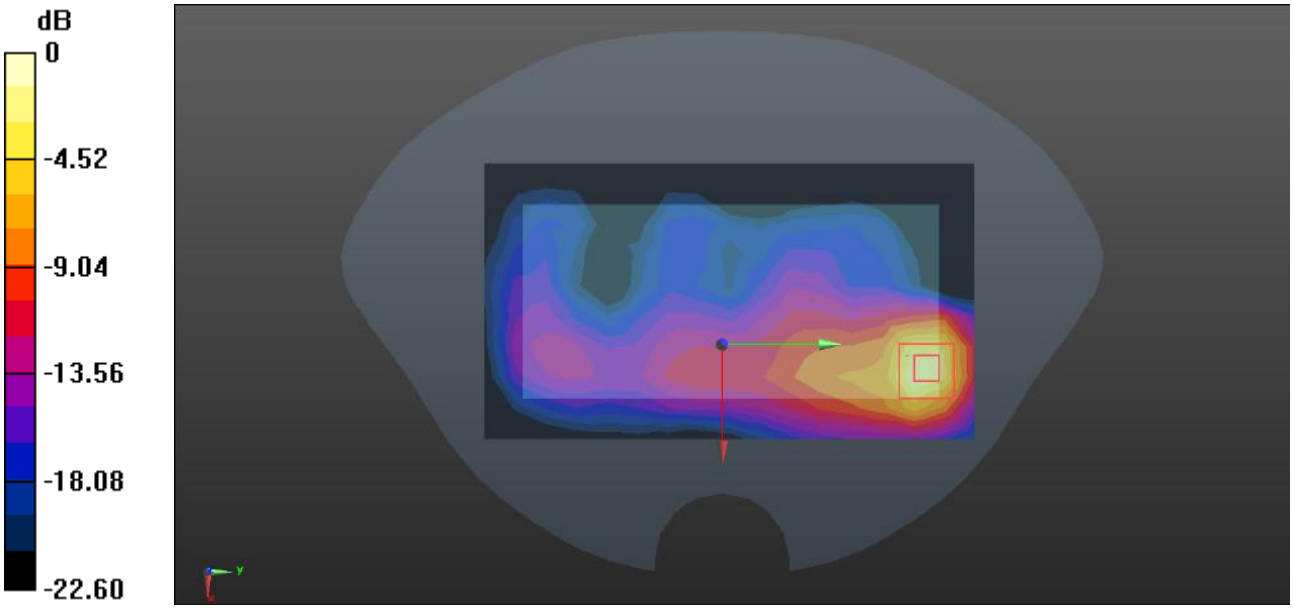

0 dB = 1.03 W/kg = 0.13 dBW/kg

Test Plot 86#: LTE Band 7_Body Back_100%RB_Middle

DUT: Mobile Phone; Type: A666LN; Serial: 2BZF-3

Communication System: Generic FDD-LTE; Frequency: 2535 MHz;Duty Cycle: 1:1
Medium parameters used (interpolated): f = 2535 MHz; σ = 1.953 S/m; ε_r = 40.348; ρ = 1000 kg/m^3
Phantom section: Flat Section

DASY5 Configuration:

- Probe: EX3DV4 - SN7522; ConvF(7.42, 7.42, 7.42) @ 2535 MHz; Calibrated: 2023/5/29
- Sensor-Surface: 1.4mm (Mechanical Surface Detection)
- Electronics: DAE4 Sn1354; Calibrated: 2022/10/31
- Phantom: Twin SAM V5.0; Type: QD000P40CD; Serial: TP:1470
- Measurement SW: DASY52, Version 52.10 (2); SEMCAD X Version 14.6.12 (7470)

Area Scan (10x17x1): Measurement grid: dx=12mm, dy=12mm
Maximum value of SAR (measured) = 0.687 W/kg

Zoom Scan (7x7x7)/Cube 0: Measurement grid: dx=5mm, dy=5mm, dz=5mm
Reference Value = 2.766 V/m; Power Drift = 0.10 dB
Peak SAR (extrapolated) = 1.06 W/kg
SAR(1 g) = 0.606 W/kg; SAR(10 g) = 0.268 W/kg
Maximum value of SAR (measured) = 0.941 W/kg

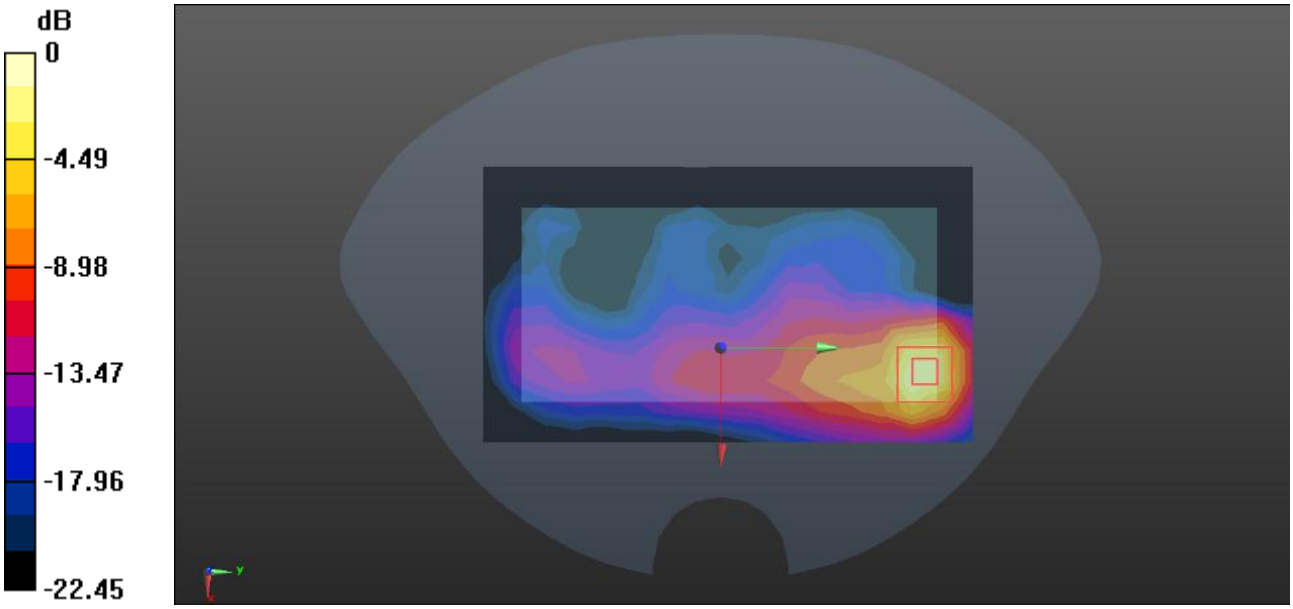

0 dB = 0.941 W/kg = -0.26 dBW/kg

Test Plot 87#: LTE Band 7_Body Left_1RB_Middle

DUT: Mobile Phone; Type: A666LN; Serial: 2BZF-3

Communication System: Generic FDD-LTE; Frequency: 2535 MHz;Duty Cycle: 1:1
Medium parameters used (interpolated): f = 2535 MHz; σ = 1.953 S/m; ε_r = 40.348; ρ = 1000 kg/m^3
Phantom section: Flat Section

DASY5 Configuration:

- Probe: EX3DV4 - SN7522; ConvF(7.42, 7.42, 7.42) @ 2535 MHz; Calibrated: 2023/5/29
- Sensor-Surface: 1.4mm (Mechanical Surface Detection)
- Electronics: DAE4 Sn1354; Calibrated: 2022/10/31
- Phantom: Twin SAM V5.0; Type: QD000P40CD; Serial: TP:1470
- Measurement SW: DASY52, Version 52.10 (2); SEMCAD X Version 14.6.12 (7470)

Area Scan (6x17x1): Measurement grid: dx=12mm, dy=12mm
Maximum value of SAR (measured) = 0.250 W/kg

Zoom Scan (7x7x7)/Cube 0: Measurement grid: dx=5mm, dy=5mm, dz=5mm
Reference Value = 8.123 V/m; Power Drift = -0.08 dB
Peak SAR (extrapolated) = 0.290 W/kg
SAR(1 g) = 0.192 W/kg; SAR(10 g) = 0.107 W/kg
Maximum value of SAR (measured) = 0.263 W/kg

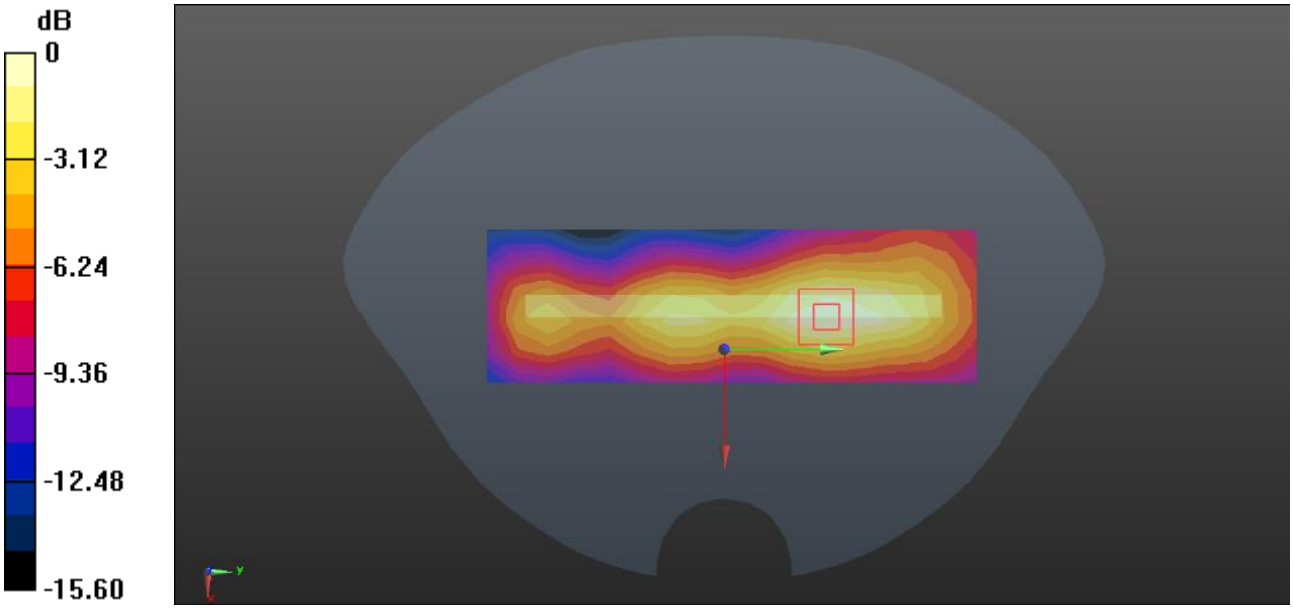

0 dB = 0.263 W/kg = -5.80 dBW/kg

Test Plot 88#: LTE Band 7_Body Left_50%RB_Middle

DUT: Mobile Phone; Type: A666LN; Serial: 2BZF-3

Communication System: Generic FDD-LTE; Frequency: 2535 MHz;Duty Cycle: 1:1
Medium parameters used (interpolated): f = 2535 MHz; σ = 1.953 S/m; ε_r = 40.348; ρ = 1000 kg/m^3
Phantom section: Flat Section

DASY5 Configuration:

- Probe: EX3DV4 - SN7522; ConvF(7.42, 7.42, 7.42) @ 2535 MHz; Calibrated: 2023/5/29
- Sensor-Surface: 1.4mm (Mechanical Surface Detection)
- Electronics: DAE4 Sn1354; Calibrated: 2022/10/31
- Phantom: Twin SAM V5.0; Type: QD000P40CD; Serial: TP:1470
- Measurement SW: DASY52, Version 52.10 (2); SEMCAD X Version 14.6.12 (7470)

Area Scan (6x17x1): Measurement grid: dx=12mm, dy=12mm
Maximum value of SAR (measured) = 0.191 W/kg

Zoom Scan (7x7x7)/Cube 0: Measurement grid: dx=5mm, dy=5mm, dz=5mm
Reference Value = 6.627 V/m; Power Drift = 0.09 dB
Peak SAR (extrapolated) = 0.211 W/kg
SAR(1 g) = 0.139 W/kg; SAR(10 g) = 0.078 W/kg
Maximum value of SAR (measured) = 0.193 W/kg

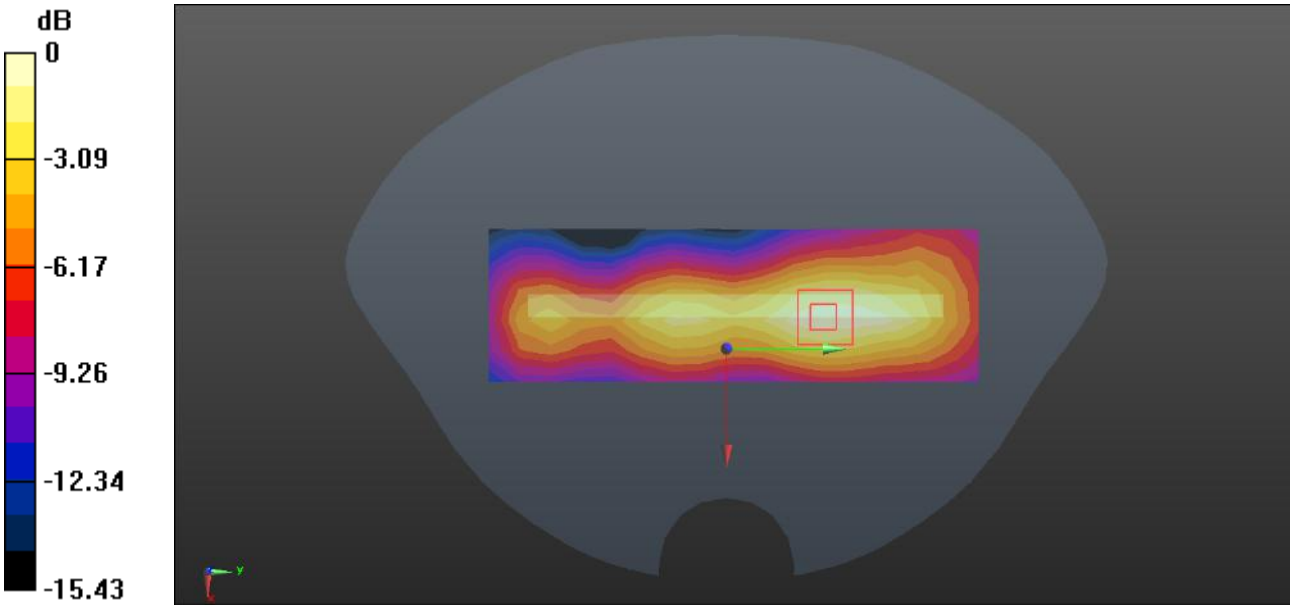

0 dB = 0.193 W/kg = -7.14 dBW/kg

Test Plot 89#: LTE Band 7_Body Top_1RB_Middle

DUT: Mobile Phone; Type: A666LN; Serial: 2BZF-3

Communication System: Generic FDD-LTE; Frequency: 2535 MHz;Duty Cycle: 1:1
Medium parameters used (interpolated): f = 2535 MHz; σ = 1.953 S/m; ε_r = 40.348; ρ = 1000 kg/m^3
Phantom section: Flat Section

DASY5 Configuration:

- Probe: EX3DV4 - SN7522; ConvF(7.42, 7.42, 7.42) @ 2535 MHz; Calibrated: 2023/5/29
- Sensor-Surface: 1.4mm (Mechanical Surface Detection)
- Electronics: DAE4 Sn1354; Calibrated: 2022/10/31
- Phantom: Twin SAM V5.0; Type: QD000P40CD; Serial: TP:1470
- Measurement SW: DASY52, Version 52.10 (2); SEMCAD X Version 14.6.12 (7470)

Area Scan (6x9x1): Measurement grid: dx=12mm, dy=12mm
Maximum value of SAR (measured) = 0.887 W/kg

Zoom Scan (7x7x7)/Cube 0: Measurement grid: dx=5mm, dy=5mm, dz=5mm
Reference Value = 12.46 V/m; Power Drift = 0.10 dB
Peak SAR (extrapolated) = 1.31 W/kg
SAR(1 g) = 0.763 W/kg; SAR(10 g) = 0.341 W/kg
Maximum value of SAR (measured) = 1.16 W/kg

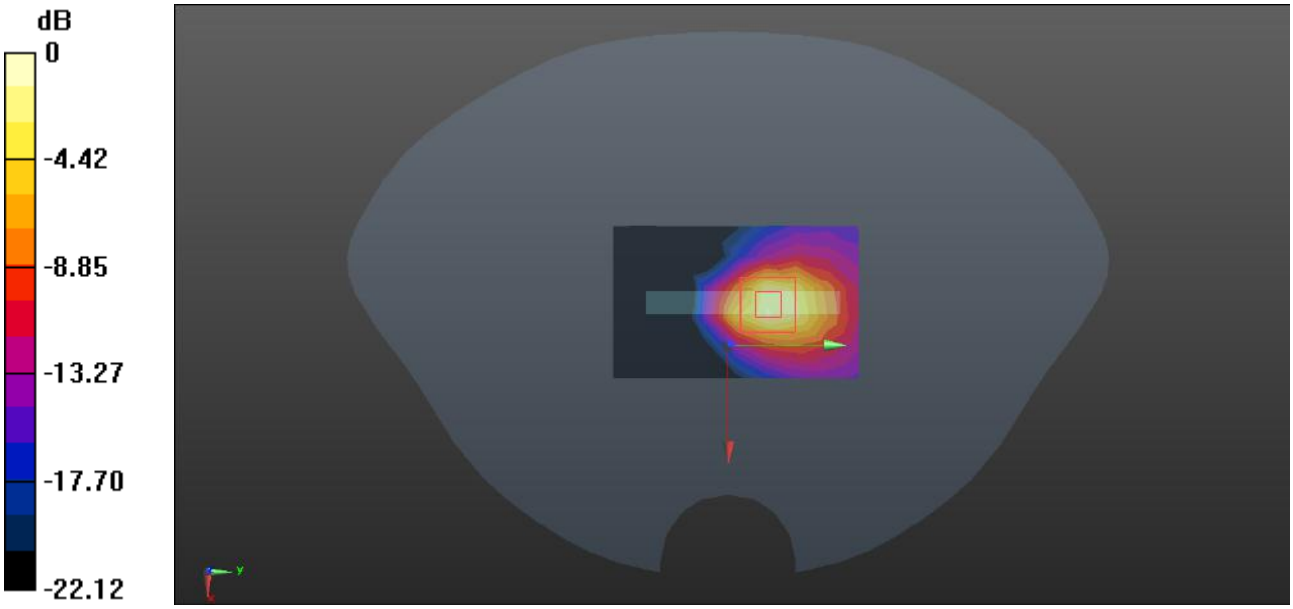

0 dB = 1.16 W/kg = 0.64 dBW/kg

Test Plot 90#: LTE Band 7_Body Top_50%RB_Middle

DUT: Mobile Phone; Type: A666LN; Serial: 2BZF-3

Communication System: Generic FDD-LTE; Frequency: 2535 MHz;Duty Cycle: 1:1
Medium parameters used (interpolated): f = 2535 MHz; σ = 1.953 S/m; ε_r = 40.348; ρ = 1000 kg/m^3
Phantom section: Flat Section

DASY5 Configuration:

- Probe: EX3DV4 - SN7522; ConvF(7.42, 7.42, 7.42) @ 2535 MHz; Calibrated: 2023/5/29
- Sensor-Surface: 1.4mm (Mechanical Surface Detection)
- Electronics: DAE4 Sn1354; Calibrated: 2022/10/31
- Phantom: Twin SAM V5.0; Type: QD000P40CD; Serial: TP:1470
- Measurement SW: DASY52, Version 52.10 (2); SEMCAD X Version 14.6.12 (7470)

Area Scan (6x9x1): Measurement grid: dx=12mm, dy=12mm
Maximum value of SAR (measured) = 0.614 W/kg

Zoom Scan (7x7x7)/Cube 0: Measurement grid: dx=5mm, dy=5mm, dz=5mm
Reference Value = 9.624 V/m; Power Drift = 0.19 dB
Peak SAR (extrapolated) = 0.960 W/kg
SAR(1 g) = 0.551 W/kg; SAR(10 g) = 0.243 W/kg
Maximum value of SAR (measured) = 0.859 W/kg

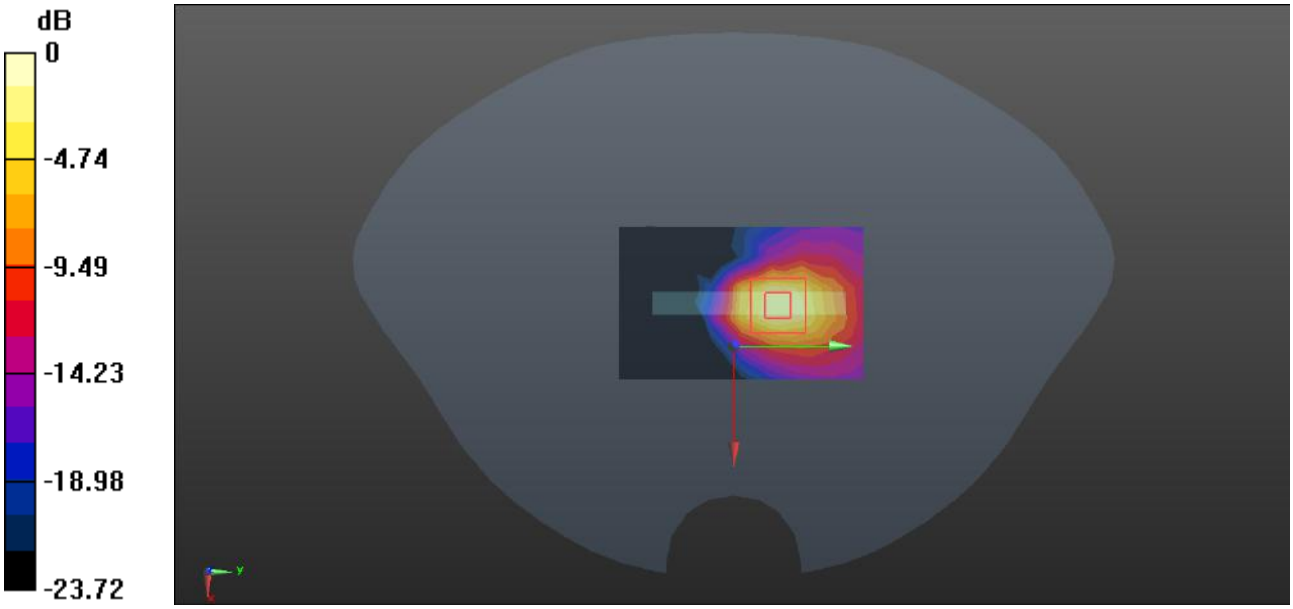

0 dB = 0.859 W/kg = -0.66 dBW/kg

Test Plot 91#: LTE Band 12_Head Left Cheek_1RB_Middle

DUT: Mobile Phone; Type: A666LN; Serial: 2BZF-3

Communication System: Generic FDD-LTE; Frequency: 707.5 MHz;Duty Cycle: 1:1
Medium parameters used (interpolated): f = 707.5 MHz; σ = 0.906 S/m; ε_r = 41.244; ρ = 1000 kg/m^3
Phantom section: Left Section

DASY5 Configuration:

- Probe: EX3DV4 - SN7522; ConvF(9.9, 9.9, 9.9) @ 707.5 MHz; Calibrated: 2023/5/29
- Sensor-Surface: 1.4mm (Mechanical Surface Detection)
- Electronics: DAE4 Sn1354; Calibrated: 2022/10/31
- Phantom: Twin SAM V5.0; Type: QD000P40CD; Serial: TP:1470
- Measurement SW: DASY52, Version 52.10 (2); SEMCAD X Version 14.6.12 (7470)

Area Scan (8x14x1): Measurement grid: dx=15mm, dy=15mm
Maximum value of SAR (measured) = 0.231 W/kg

Zoom Scan (5x5x7)/Cube 0: Measurement grid: dx=8mm, dy=8mm, dz=5mm
Reference Value = 14.39 V/m; Power Drift = -0.11 dB
Peak SAR (extrapolated) = 0.255 W/kg
SAR(1 g) = 0.173 W/kg; SAR(10 g) = 0.121 W/kg
Maximum value of SAR (measured) = 0.224 W/kg



0 dB = 0.224 W/kg = -6.50 dBW/kg

Test Plot 92#: LTE Band 12_Head Left Cheek_50%RB_Middle

DUT: Mobile Phone; Type: A666LN; Serial: 2BZF-3

Communication System: Generic FDD-LTE; Frequency: 707.5 MHz;Duty Cycle: 1:1
Medium parameters used (interpolated): f = 707.5 MHz; σ = 0.906 S/m; ε_r = 41.244; ρ = 1000 kg/m^3
Phantom section: Left Section

DASY5 Configuration:

- Probe: EX3DV4 - SN7522; ConvF(9.9, 9.9, 9.9) @ 707.5 MHz; Calibrated: 2023/5/29
- Sensor-Surface: 1.4mm (Mechanical Surface Detection)
- Electronics: DAE4 Sn1354; Calibrated: 2022/10/31
- Phantom: Twin SAM V5.0; Type: QD000P40CD; Serial: TP:1470
- Measurement SW: DASY52, Version 52.10 (2); SEMCAD X Version 14.6.12 (7470)

Area Scan (8x14x1): Measurement grid: dx=15mm, dy=15mm
Maximum value of SAR (measured) = 0.183 W/kg

Zoom Scan (5x5x7)/Cube 0: Measurement grid: dx=8mm, dy=8mm, dz=5mm
Reference Value = 12.50 V/m; Power Drift = 0.01 dB
Peak SAR (extrapolated) = 0.210 W/kg
SAR(1 g) = 0.140 W/kg; SAR(10 g) = 0.098 W/kg
Maximum value of SAR (measured) = 0.182 W/kg



0 dB = 0.182 W/kg = -7.40 dBW/kg

Test Plot 93#: LTE Band 12_Head Left Tilt_1RB_Middle

DUT: Mobile Phone; Type: A666LN; Serial: 2BZF-3

Communication System: Generic FDD-LTE; Frequency: 707.5 MHz;Duty Cycle: 1:1
Medium parameters used (interpolated): f = 707.5 MHz; σ = 0.906 S/m; ε_r = 41.244; ρ = 1000 kg/m^3
Phantom section: Left Section

DASY5 Configuration:

- Probe: EX3DV4 - SN7522; ConvF(9.9, 9.9, 9.9) @ 707.5 MHz; Calibrated: 2023/5/29
- Sensor-Surface: 1.4mm (Mechanical Surface Detection)
- Electronics: DAE4 Sn1354; Calibrated: 2022/10/31
- Phantom: Twin SAM V5.0; Type: QD000P40CD; Serial: TP:1470
- Measurement SW: DASY52, Version 52.10 (2); SEMCAD X Version 14.6.12 (7470)

Area Scan (8x14x1): Measurement grid: dx=15mm, dy=15mm
Maximum value of SAR (measured) = 0.245 W/kg

Zoom Scan (5x5x7)/Cube 0: Measurement grid: dx=8mm, dy=8mm, dz=5mm
Reference Value = 14.46 V/m; Power Drift = 0.03 dB
Peak SAR (extrapolated) = 0.311 W/kg
SAR(1 g) = 0.171 W/kg; SAR(10 g) = 0.107 W/kg
Maximum value of SAR (measured) = 0.263 W/kg



0 dB = 0.263 W/kg = -5.80 dBW/kg

Test Plot 94#: LTE Band 12_Head Left Tilt_50%RB_Middle

DUT: Mobile Phone; Type: A666LN; Serial: 2BZF-3

Communication System: Generic FDD-LTE; Frequency: 707.5 MHz;Duty Cycle: 1:1
Medium parameters used (interpolated): f = 707.5 MHz; σ = 0.906 S/m; ε_r = 41.244; ρ = 1000 kg/m^3
Phantom section: Left Section

DASY5 Configuration:

- Probe: EX3DV4 - SN7522; ConvF(9.9, 9.9, 9.9) @ 707.5 MHz; Calibrated: 2023/5/29
- Sensor-Surface: 1.4mm (Mechanical Surface Detection)
- Electronics: DAE4 Sn1354; Calibrated: 2022/10/31
- Phantom: Twin SAM V5.0; Type: QD000P40CD; Serial: TP:1470
- Measurement SW: DASY52, Version 52.10 (2); SEMCAD X Version 14.6.12 (7470)

Area Scan (8x14x1): Measurement grid: dx=15mm, dy=15mm
Maximum value of SAR (measured) = 0.196 W/kg

Zoom Scan (5x5x7)/Cube 0: Measurement grid: dx=8mm, dy=8mm, dz=5mm
Reference Value = 12.82 V/m; Power Drift = 0.15 dB
Peak SAR (extrapolated) = 0.243 W/kg
SAR(1 g) = 0.135 W/kg; SAR(10 g) = 0.085 W/kg
Maximum value of SAR (measured) = 0.205 W/kg



0 dB = 0.205 W/kg = -6.88 dBW/kg

Test Plot 95#: LTE Band 12_Head Right Cheek_1RB_Middle

DUT: Mobile Phone; Type: A666LN; Serial: 2BZF-3

Communication System: Generic FDD-LTE; Frequency: 707.5 MHz;Duty Cycle: 1:1
Medium parameters used (interpolated): f = 707.5 MHz; σ = 0.906 S/m; ε_r = 41.244; ρ = 1000 kg/m^3
Phantom section: Right Section

DASY5 Configuration:

- Probe: EX3DV4 - SN7522; ConvF(9.9, 9.9, 9.9) @ 707.5 MHz; Calibrated: 2023/5/29
- Sensor-Surface: 1.4mm (Mechanical Surface Detection)
- Electronics: DAE4 Sn1354; Calibrated: 2022/10/31
- Phantom: Twin SAM V5.0; Type: QD000P40CD; Serial: TP:1470
- Measurement SW: DASY52, Version 52.10 (2); SEMCAD X Version 14.6.12 (7470)

Area Scan (8x14x1): Measurement grid: dx=15mm, dy=15mm
Maximum value of SAR (measured) = 0.324 W/kg

Zoom Scan (5x5x7)/Cube 0: Measurement grid: dx=8mm, dy=8mm, dz=5mm
Reference Value = 14.49 V/m; Power Drift = -0.05 dB
Peak SAR (extrapolated) = 0.410 W/kg
SAR(1 g) = 0.219 W/kg; SAR(10 g) = 0.153 W/kg
Maximum value of SAR (measured) = 0.319 W/kg

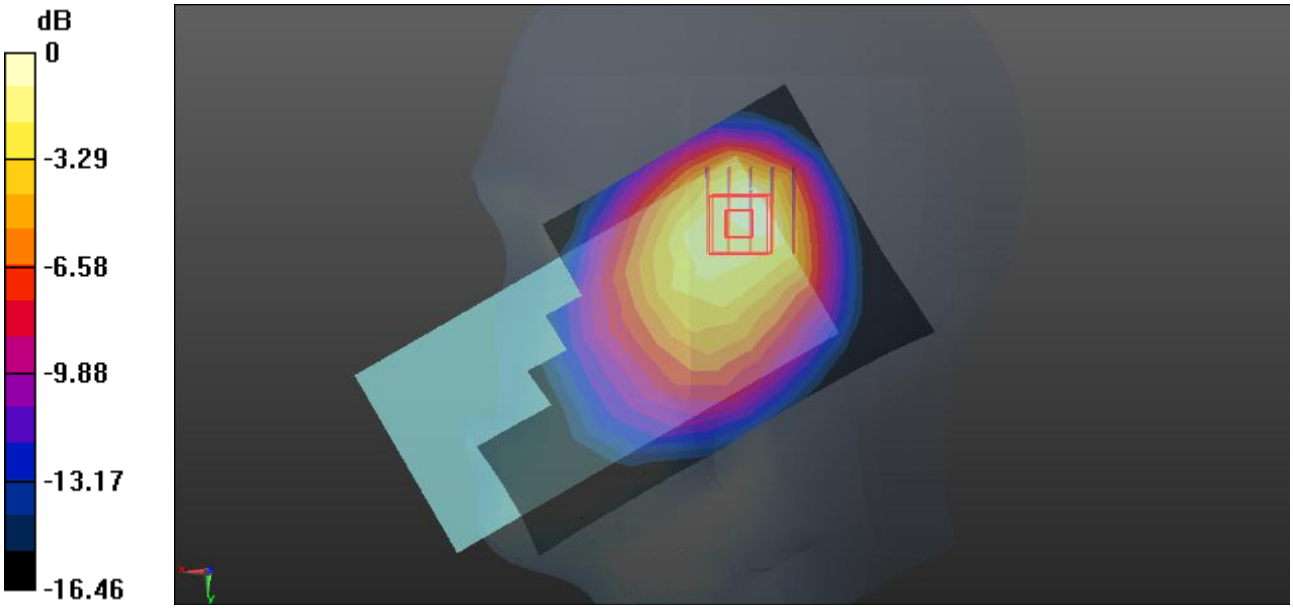

0 dB = 0.319 W/kg = -4.96 dBW/kg

Test Plot 96#: LTE Band 12_Head Right Cheek_50%RB_Middle

DUT: Mobile Phone; Type: A666LN; Serial: 2BZF-3

Communication System: Generic FDD-LTE; Frequency: 707.5 MHz;Duty Cycle: 1:1
Medium parameters used (interpolated): f = 707.5 MHz; σ = 0.906 S/m; ε_r = 41.244; ρ = 1000 kg/m^3
Phantom section: Right Section

DASY5 Configuration:

- Probe: EX3DV4 - SN7522; ConvF(9.9, 9.9, 9.9) @ 707.5 MHz; Calibrated: 2023/5/29
- Sensor-Surface: 1.4mm (Mechanical Surface Detection)
- Electronics: DAE4 Sn1354; Calibrated: 2022/10/31
- Phantom: Twin SAM V5.0; Type: QD000P40CD; Serial: TP:1470
- Measurement SW: DASY52, Version 52.10 (2); SEMCAD X Version 14.6.12 (7470)

Area Scan (8x14x1): Measurement grid: dx=15mm, dy=15mm
Maximum value of SAR (measured) = 0.255 W/kg

Zoom Scan (5x5x7)/Cube 0: Measurement grid: dx=8mm, dy=8mm, dz=5mm
Reference Value = 12.92 V/m; Power Drift = 0.11 dB
Peak SAR (extrapolated) = 0.332 W/kg
SAR(1 g) = 0.177 W/kg; SAR(10 g) = 0.121 W/kg
Maximum value of SAR (measured) = 0.260 W/kg

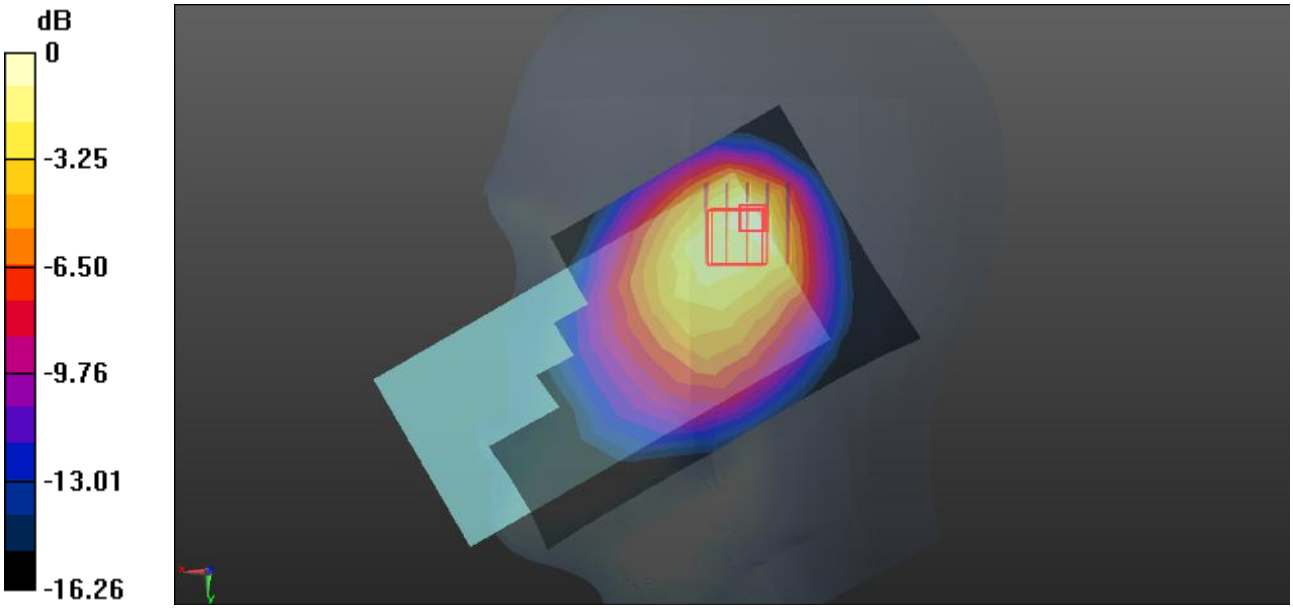

0 dB = 0.260 W/kg = -5.85 dBW/kg

Test Plot 97#: LTE Band 12_Head Right Tilt_1RB_Middle

DUT: Mobile Phone; Type: A666LN; Serial: 2BZF-3

Communication System: Generic FDD-LTE; Frequency: 707.5 MHz;Duty Cycle: 1:1
Medium parameters used (interpolated): f = 707.5 MHz; σ = 0.906 S/m; ε_r = 41.244; ρ = 1000 kg/m^3
Phantom section: Right Section

DASY5 Configuration:

- Probe: EX3DV4 - SN7522; ConvF(9.9, 9.9, 9.9) @ 707.5 MHz; Calibrated: 2023/5/29
- Sensor-Surface: 1.4mm (Mechanical Surface Detection)
- Electronics: DAE4 Sn1354; Calibrated: 2022/10/31
- Phantom: Twin SAM V5.0; Type: QD000P40CD; Serial: TP:1470
- Measurement SW: DASY52, Version 52.10 (2); SEMCAD X Version 14.6.12 (7470)

Area Scan (8x14x1): Measurement grid: dx=15mm, dy=15mm
Maximum value of SAR (measured) = 0.502 W/kg

Zoom Scan (5x5x7)/Cube 0: Measurement grid: dx=8mm, dy=8mm, dz=5mm
Reference Value = 14.61 V/m; Power Drift = 0.17 dB
Peak SAR (extrapolated) = 0.629 W/kg
SAR(1 g) = 0.257 W/kg; SAR(10 g) = 0.143 W/kg
Maximum value of SAR (measured) = 0.448 W/kg

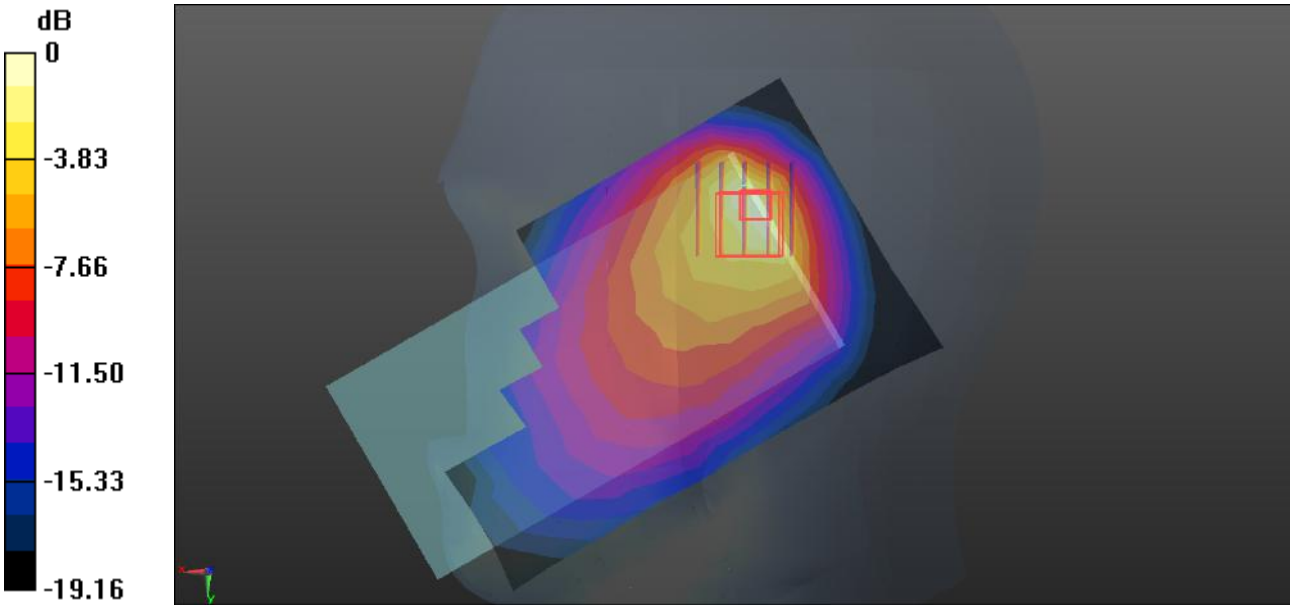

0 dB = 0.448 W/kg = -3.49 dBW/kg

Test Plot 98#: LTE Band 12_Head Right Tilt_50%RB_Middle

DUT: Mobile Phone; Type: A666LN; Serial: 2BZF-3

Communication System: Generic FDD-LTE; Frequency: 707.5 MHz;Duty Cycle: 1:1
Medium parameters used (interpolated): f = 707.5 MHz; σ = 0.906 S/m; ε_r = 41.244; ρ = 1000 kg/m^3
Phantom section: Right Section

DASY5 Configuration:

- Probe: EX3DV4 - SN7522; ConvF(9.9, 9.9, 9.9) @ 707.5 MHz; Calibrated: 2023/5/29
- Sensor-Surface: 1.4mm (Mechanical Surface Detection)
- Electronics: DAE4 Sn1354; Calibrated: 2022/10/31
- Phantom: Twin SAM V5.0; Type: QD000P40CD; Serial: TP:1470
- Measurement SW: DASY52, Version 52.10 (2); SEMCAD X Version 14.6.12 (7470)

Area Scan (8x14x1): Measurement grid: dx=15mm, dy=15mm
Maximum value of SAR (measured) = 0.359 W/kg

Zoom Scan (5x5x7)/Cube 0: Measurement grid: dx=8mm, dy=8mm, dz=5mm
Reference Value = 13.82 V/m; Power Drift = 0.06 dB
Peak SAR (extrapolated) = 0.513 W/kg
SAR(1 g) = 0.201 W/kg; SAR(10 g) = 0.113 W/kg
Maximum value of SAR (measured) = 0.379 W/kg

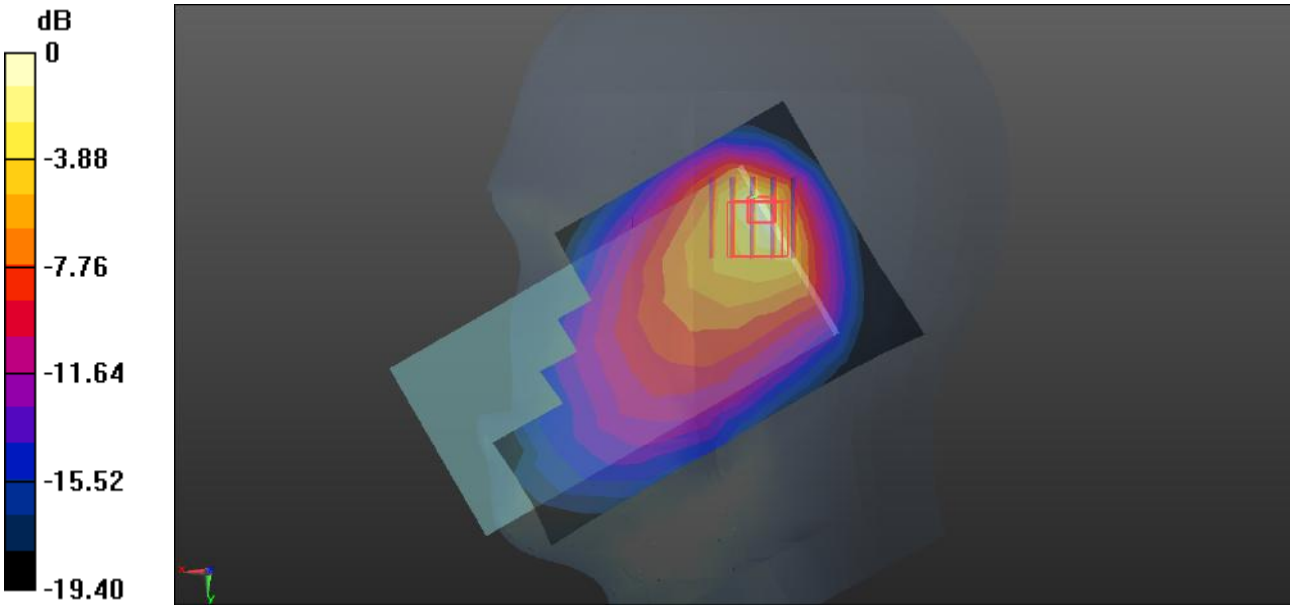

0 dB = 0.379 W/kg = -4.21 dBW/kg

Test Plot 99#: LTE Band 12_Body Front_1RB_Middle

DUT: Mobile Phone; Type: A666LN; Serial: 2BZF-3

Communication System: Generic FDD-LTE; Frequency: 707.5 MHz;Duty Cycle: 1:1
Medium parameters used (interpolated): f = 707.5 MHz; σ = 0.906 S/m; ε_r = 41.244; ρ = 1000 kg/m^3
Phantom section: Flat Section

DASY5 Configuration:

- Probe: EX3DV4 - SN7522; ConvF(9.9, 9.9, 9.9) @ 707.5 MHz; Calibrated: 2023/5/29
- Sensor-Surface: 1.4mm (Mechanical Surface Detection)
- Electronics: DAE4 Sn1354; Calibrated: 2022/10/31
- Phantom: Twin SAM V5.0; Type: QD000P40CD; Serial: TP:1470
- Measurement SW: DASY52, Version 52.10 (2); SEMCAD X Version 14.6.12 (7470)

Area Scan (8x14x1): Measurement grid: dx=15mm, dy=15mm
Maximum value of SAR (measured) = 0.0905 W/kg

Zoom Scan (5x5x7)/Cube 0: Measurement grid: dx=8mm, dy=8mm, dz=5mm
Reference Value = 8.460 V/m; Power Drift = -0.03 dB
Peak SAR (extrapolated) = 0.151 W/kg
SAR(1 g) = 0.060 W/kg; SAR(10 g) = 0.041 W/kg
Maximum value of SAR (measured) = 0.114 W/kg

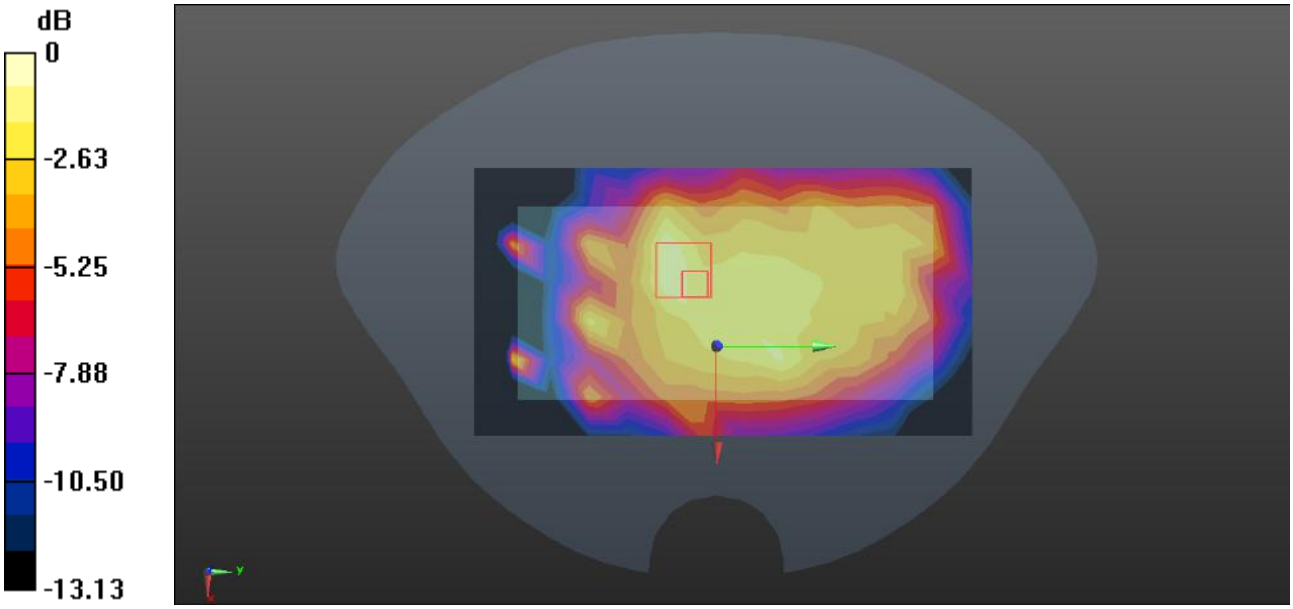

0 dB = 0.114 W/kg = -9.43 dBW/kg

Test Plot 100#: LTE Band 12_Body Front_50%RB_Middle

DUT: Mobile Phone; Type: A666LN; Serial: 2BZF-3

Communication System: Generic FDD-LTE; Frequency: 707.5 MHz;Duty Cycle: 1:1
Medium parameters used (interpolated): f = 707.5 MHz; σ = 0.906 S/m; ε_r = 41.244; ρ = 1000 kg/m^3
Phantom section: Flat Section

DASY5 Configuration:

- Probe: EX3DV4 - SN7522; ConvF(9.9, 9.9, 9.9) @ 707.5 MHz; Calibrated: 2023/5/29
- Sensor-Surface: 1.4mm (Mechanical Surface Detection)
- Electronics: DAE4 Sn1354; Calibrated: 2022/10/31
- Phantom: Twin SAM V5.0; Type: QD000P40CD; Serial: TP:1470
- Measurement SW: DASY52, Version 52.10 (2); SEMCAD X Version 14.6.12 (7470)

Area Scan (8x14x1): Measurement grid: dx=15mm, dy=15mm
Maximum value of SAR (measured) = 0.109 W/kg

Zoom Scan (5x5x7)/Cube 0: Measurement grid: dx=8mm, dy=8mm, dz=5mm
Reference Value = 7.189 V/m; Power Drift = 0.03 dB
Peak SAR (extrapolated) = 0.122 W/kg
SAR(1 g) = 0.051 W/kg; SAR(10 g) = 0.038 W/kg
Maximum value of SAR (measured) = 0.0946 W/kg

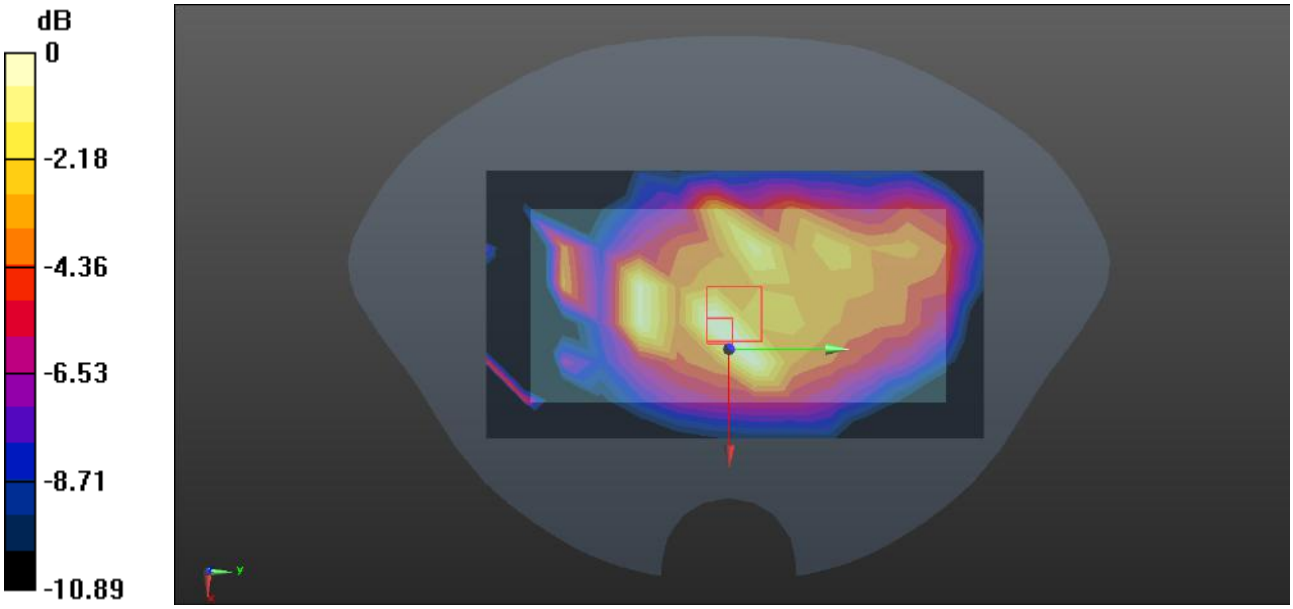

0 dB = 0.0946 W/kg = -10.24 dBW/kg

Test Plot 101#: LTE Band 12_Body Back_1RB_Middle

DUT: Mobile Phone; Type: A666LN; Serial: 2BZF-3

Communication System: Generic FDD-LTE; Frequency: 707.5 MHz;Duty Cycle: 1:1
Medium parameters used (interpolated): f = 707.5 MHz; σ = 0.906 S/m; ε_r = 41.244; ρ = 1000 kg/m^3
Phantom section: Flat Section

DASY5 Configuration:

- Probe: EX3DV4 - SN7522; ConvF(9.9, 9.9, 9.9) @ 707.5 MHz; Calibrated: 2023/5/29
- Sensor-Surface: 1.4mm (Mechanical Surface Detection)
- Electronics: DAE4 Sn1354; Calibrated: 2022/10/31
- Phantom: Twin SAM V5.0; Type: QD000P40CD; Serial: TP:1470
- Measurement SW: DASY52, Version 52.10 (2); SEMCAD X Version 14.6.12 (7470)

Area Scan (8x14x1): Measurement grid: dx=15mm, dy=15mm
Maximum value of SAR (measured) = 0.169 W/kg

Zoom Scan (5x5x7)/Cube 0: Measurement grid: dx=8mm, dy=8mm, dz=5mm
Reference Value = 10.54 V/m; Power Drift = 0.12 dB
Peak SAR (extrapolated) = 0.218 W/kg
SAR(1 g) = 0.090 W/kg; SAR(10 g) = 0.067 W/kg
Maximum value of SAR (measured) = 0.166 W/kg

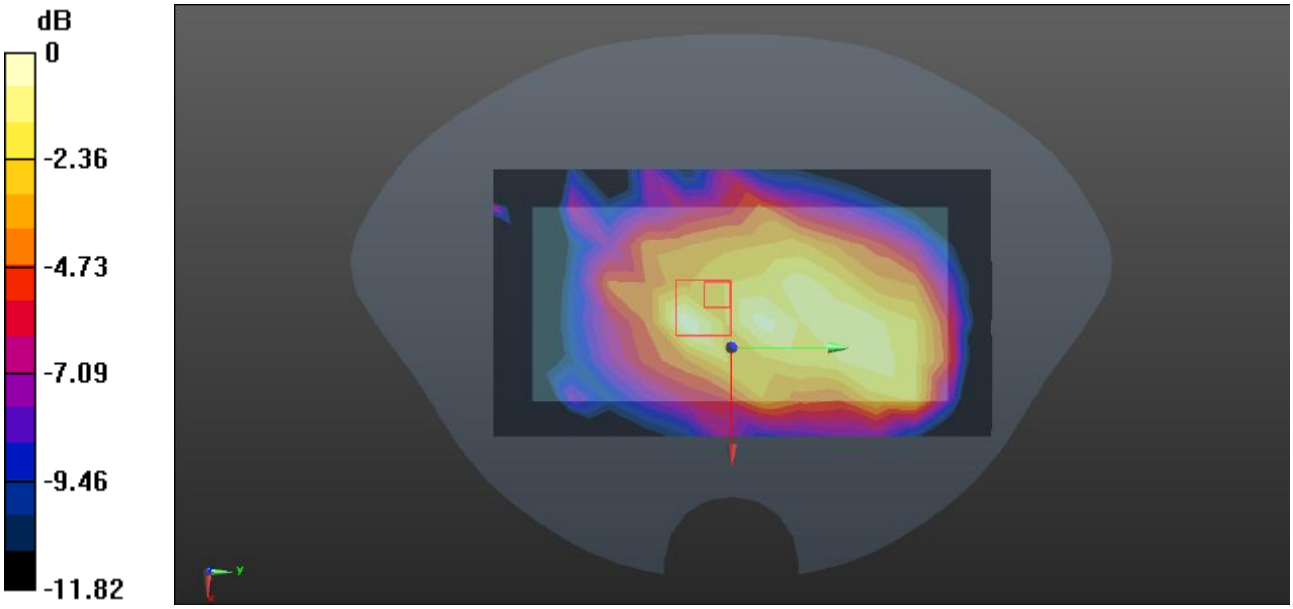

0 dB = 0.166 W/kg = -7.80 dBW/kg

Test Plot 102#: LTE Band 12_Body Back_50%RB_Middle

DUT: Mobile Phone; Type: A666LN; Serial: 2BZF-3

Communication System: Generic FDD-LTE; Frequency: 707.5 MHz;Duty Cycle: 1:1
Medium parameters used (interpolated): f = 707.5 MHz; σ = 0.906 S/m; ε_r = 41.244; ρ = 1000 kg/m^3
Phantom section: Flat Section

DASY5 Configuration:

- Probe: EX3DV4 - SN7522; ConvF(9.9, 9.9, 9.9) @ 707.5 MHz; Calibrated: 2023/5/29
- Sensor-Surface: 1.4mm (Mechanical Surface Detection)
- Electronics: DAE4 Sn1354; Calibrated: 2022/10/31
- Phantom: Twin SAM V5.0; Type: QD000P40CD; Serial: TP:1470
- Measurement SW: DASY52, Version 52.10 (2); SEMCAD X Version 14.6.12 (7470)

Area Scan (8x14x1): Measurement grid: dx=15mm, dy=15mm
Maximum value of SAR (measured) = 0.133 W/kg

Zoom Scan (5x5x7)/Cube 0: Measurement grid: dx=8mm, dy=8mm, dz=5mm
Reference Value = 9.019 V/m; Power Drift = 0.09 dB
Peak SAR (extrapolated) = 0.146 W/kg
SAR(1 g) = 0.083 W/kg; SAR(10 g) = 0.063 W/kg
Maximum value of SAR (measured) = 0.138 W/kg

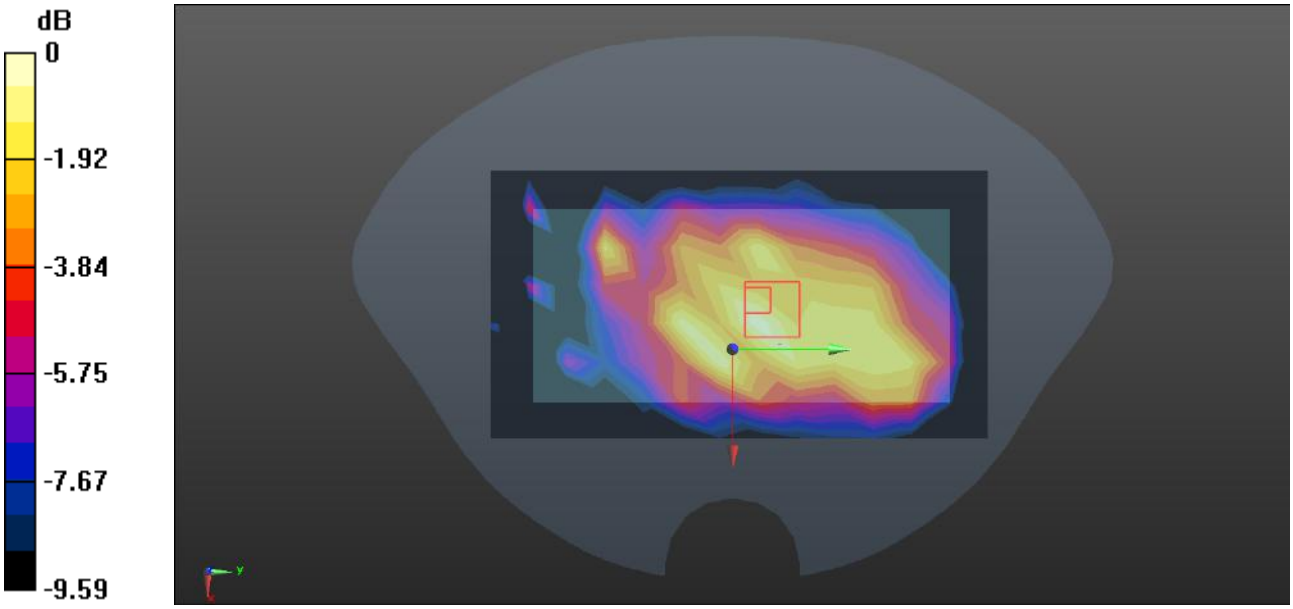

0 dB = 0.138 W/kg = -8.60 dBW/kg

Test Plot 103#: LTE Band 12_Body Left_1RB_Middle

DUT: Mobile Phone; Type: A666LN; Serial: 2BZF-3

Communication System: Generic FDD-LTE; Frequency: 707.5 MHz;Duty Cycle: 1:1
Medium parameters used (interpolated): f = 707.5 MHz; σ = 0.906 S/m; ε_r = 41.244; ρ = 1000 kg/m^3
Phantom section: Flat Section

DASY5 Configuration:

- Probe: EX3DV4 - SN7522; ConvF(9.9, 9.9, 9.9) @ 707.5 MHz; Calibrated: 2023/5/29
- Sensor-Surface: 1.4mm (Mechanical Surface Detection)
- Electronics: DAE4 Sn1354; Calibrated: 2022/10/31
- Phantom: Twin SAM V5.0; Type: QD000P40CD; Serial: TP:1470
- Measurement SW: DASY52, Version 52.10 (2); SEMCAD X Version 14.6.12 (7470)

Area Scan (5x14x1): Measurement grid: dx=15mm, dy=15mm
Maximum value of SAR (measured) = 0.119 W/kg

Zoom Scan (5x5x7)/Cube 0: Measurement grid: dx=8mm, dy=8mm, dz=5mm
Reference Value = 10.74 V/m; Power Drift = -0.12 dB
Peak SAR (extrapolated) = 0.130 W/kg
SAR(1 g) = 0.095 W/kg; SAR(10 g) = 0.067 W/kg
Maximum value of SAR (measured) = 0.119 W/kg

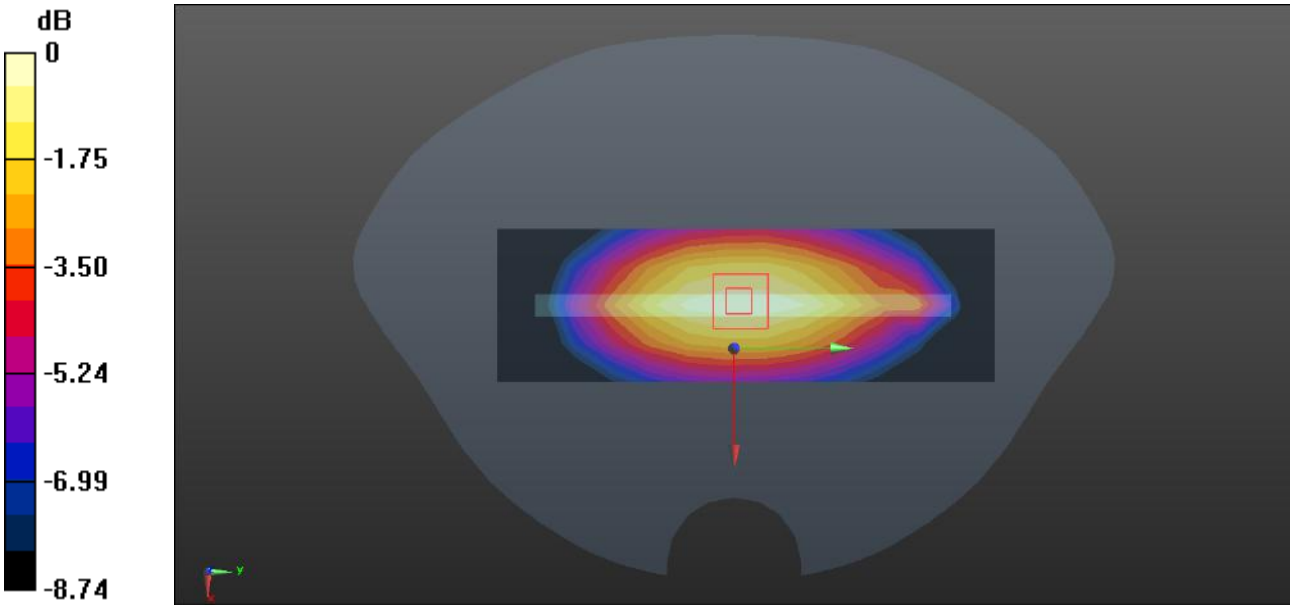

0 dB = 0.119 W/kg = -9.24 dBW/kg

Test Plot 104#: LTE Band 12_Body Left_50%RB_Middle

DUT: Mobile Phone; Type: A666LN; Serial: 2BZF-3

Communication System: Generic FDD-LTE; Frequency: 707.5 MHz;Duty Cycle: 1:1
Medium parameters used (interpolated): f = 707.5 MHz; σ = 0.906 S/m; ε_r = 41.244; ρ = 1000 kg/m^3
Phantom section: Flat Section

DASY5 Configuration:

- Probe: EX3DV4 - SN7522; ConvF(9.9, 9.9, 9.9) @ 707.5 MHz; Calibrated: 2023/5/29
- Sensor-Surface: 1.4mm (Mechanical Surface Detection)
- Electronics: DAE4 Sn1354; Calibrated: 2022/10/31
- Phantom: Twin SAM V5.0; Type: QD000P40CD; Serial: TP:1470
- Measurement SW: DASY52, Version 52.10 (2); SEMCAD X Version 14.6.12 (7470)

Area Scan (5x14x1): Measurement grid: dx=15mm, dy=15mm
Maximum value of SAR (measured) = 0.0947 W/kg

Zoom Scan (5x5x7)/Cube 0: Measurement grid: dx=8mm, dy=8mm, dz=5mm
Reference Value = 9.352 V/m; Power Drift = 0.10 dB
Peak SAR (extrapolated) = 0.104 W/kg
SAR(1 g) = 0.075 W/kg; SAR(10 g) = 0.054 W/kg
Maximum value of SAR (measured) = 0.0950 W/kg

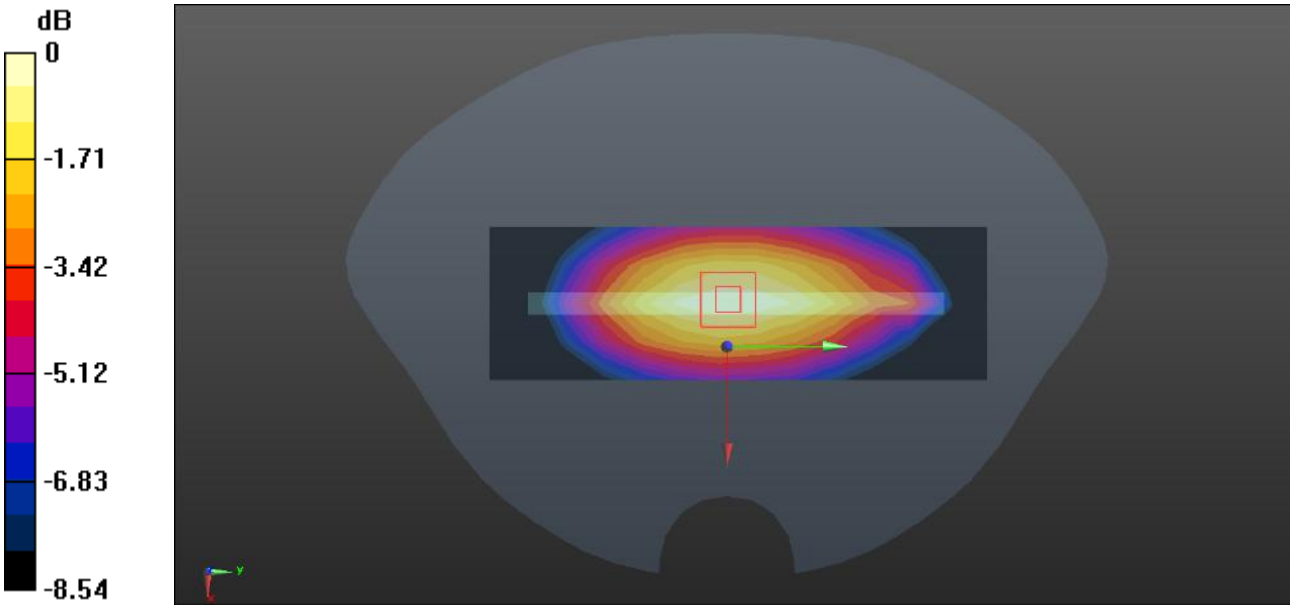

0 dB = 0.0950 W/kg = -10.22 dBW/kg

Test Plot 105#: LTE Band 12_Body Top_1RB_Middle

DUT: Mobile Phone; Type: A666LN; Serial: 2BZF-3

Communication System: Generic FDD-LTE; Frequency: 707.5 MHz;Duty Cycle: 1:1
Medium parameters used (interpolated): f = 707.5 MHz; σ = 0.906 S/m; ε_r = 41.244; ρ = 1000 kg/m^3
Phantom section: Flat Section

DASY5 Configuration:

- Probe: EX3DV4 - SN7522; ConvF(9.9, 9.9, 9.9) @ 707.5 MHz; Calibrated: 2023/5/29
- Sensor-Surface: 1.4mm (Mechanical Surface Detection)
- Electronics: DAE4 Sn1354; Calibrated: 2022/10/31
- Phantom: Twin SAM V5.0; Type: QD000P40CD; Serial: TP:1470
- Measurement SW: DASY52, Version 52.10 (2); SEMCAD X Version 14.6.12 (7470)

Area Scan (5x8x1): Measurement grid: dx=15mm, dy=15mm
Maximum value of SAR (measured) = 0.0902 W/kg

Zoom Scan (5x5x7)/Cube 0: Measurement grid: dx=8mm, dy=8mm, dz=5mm
Reference Value = 7.289 V/m; Power Drift = 0.07 dB
Peak SAR (extrapolated) = 0.117 W/kg
SAR(1 g) = 0.056 W/kg; SAR(10 g) = 0.033 W/kg
Maximum value of SAR (measured) = 0.0885 W/kg

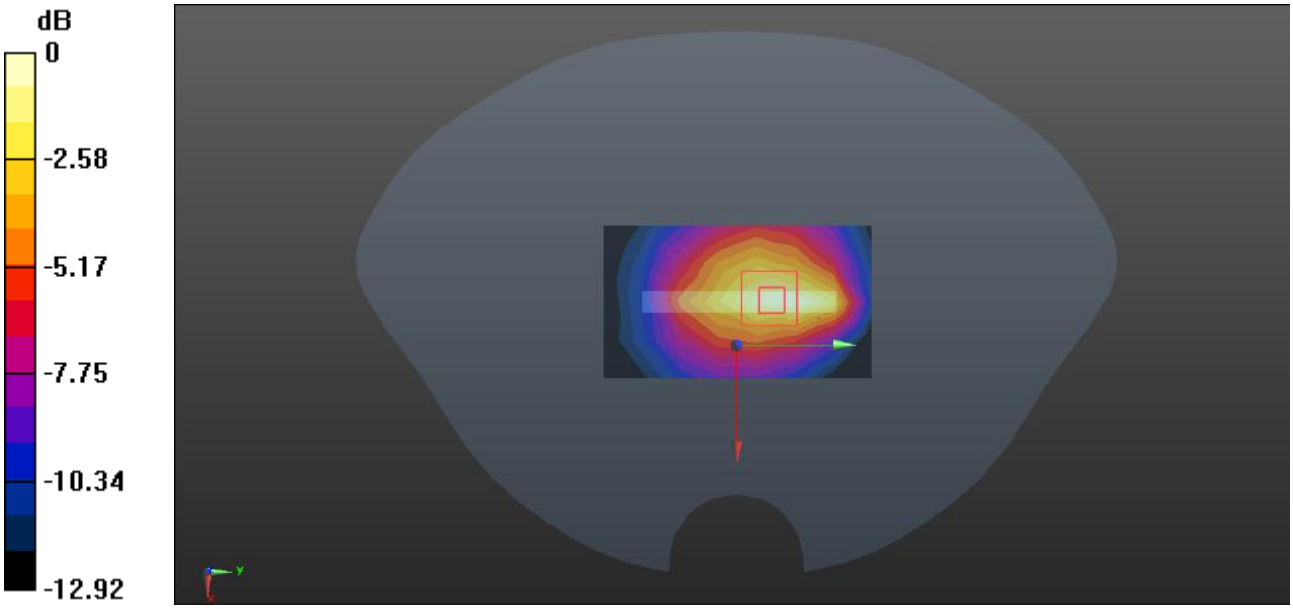

0 dB = 0.0885 W/kg = -10.53 dBW/kg

Test Plot 106#: LTE Band 12_Body Top_50%RB_Middle

DUT: Mobile Phone; Type: A666LN; Serial: 2BZF-3

Communication System: Generic FDD-LTE; Frequency: 707.5 MHz;Duty Cycle: 1:1
Medium parameters used (interpolated): f = 707.5 MHz; σ = 0.906 S/m; ε_r = 41.244; ρ = 1000 kg/m^3
Phantom section: Flat Section

DASY5 Configuration:

- Probe: EX3DV4 - SN7522; ConvF(9.9, 9.9, 9.9) @ 707.5 MHz; Calibrated: 2023/5/29
- Sensor-Surface: 1.4mm (Mechanical Surface Detection)
- Electronics: DAE4 Sn1354; Calibrated: 2022/10/31
- Phantom: Twin SAM V5.0; Type: QD000P40CD; Serial: TP:1470
- Measurement SW: DASY52, Version 52.10 (2); SEMCAD X Version 14.6.12 (7470)

Area Scan (5x8x1): Measurement grid: dx=15mm, dy=15mm
Maximum value of SAR (measured) = 0.0682 W/kg

Zoom Scan (5x5x7)/Cube 0: Measurement grid: dx=8mm, dy=8mm, dz=5mm
Reference Value = 6.347 V/m; Power Drift = 0.15 dB
Peak SAR (extrapolated) = 0.0930 W/kg
SAR(1 g) = 0.043 W/kg; SAR(10 g) = 0.025 W/kg
Maximum value of SAR (measured) = 0.0689 W/kg

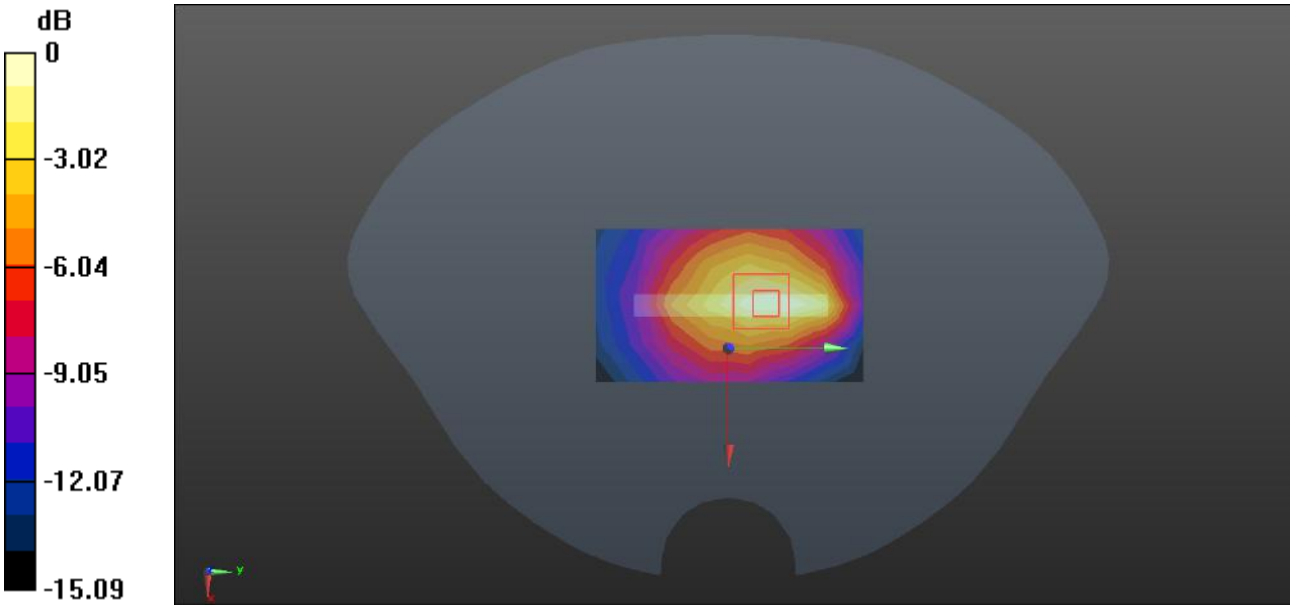

0 dB = 0.0689 W/kg = -11.62 dBW/kg

Test Plot 107#: LTE Band 26_Head Left Cheek_1RB_Middle

DUT: Mobile Phone; Type: A666LN; Serial: 2BZF-3

Communication System: Generic FDD-LTE; Frequency: 831.5 MHz;Duty Cycle: 1:1
Medium parameters used (interpolated): f = 831.5 MHz; σ = 0.94 S/m; ε_r = 40.878; ρ = 1000 kg/m^3
Phantom section: Left Section

DASY5 Configuration:

- Probe: EX3DV4 - SN7522; ConvF(9.9, 9.9, 9.9) @ 831.5 MHz; Calibrated: 2023/5/29
- Sensor-Surface: 1.4mm (Mechanical Surface Detection)
- Electronics: DAE4 Sn1354; Calibrated: 2022/10/31
- Phantom: Twin SAM V5.0; Type: QD000P40CD; Serial: TP:1470
- Measurement SW: DASY52, Version 52.10 (2); SEMCAD X Version 14.6.12 (7470)

Area Scan (8x14x1): Measurement grid: dx=15mm, dy=15mm
Maximum value of SAR (measured) = 0.500 W/kg

Zoom Scan (5x5x7)/Cube 0: Measurement grid: dx=8mm, dy=8mm, dz=5mm
Reference Value = 21.31 V/m; Power Drift = -0.03 dB
Peak SAR (extrapolated) = 0.544 W/kg
SAR(1 g) = 0.392 W/kg; SAR(10 g) = 0.279 W/kg
Maximum value of SAR (measured) = 0.473 W/kg



0 dB = 0.473 W/kg = -3.25 dBW/kg

Test Plot 108#: LTE Band 26_Head Left Cheek_50%RB_Middle

DUT: Mobile Phone; Type: A666LN; Serial: 2BZF-3

Communication System: Generic FDD-LTE; Frequency: 831.5 MHz;Duty Cycle: 1:1
Medium parameters used (interpolated): f = 831.5 MHz; σ = 0.94 S/m; ε_r = 40.878; ρ = 1000 kg/m^3
Phantom section: Left Section

DASY5 Configuration:

- Probe: EX3DV4 - SN7522; ConvF(9.9, 9.9, 9.9) @ 831.5 MHz; Calibrated: 2023/5/29
- Sensor-Surface: 1.4mm (Mechanical Surface Detection)
- Electronics: DAE4 Sn1354; Calibrated: 2022/10/31
- Phantom: Twin SAM V5.0; Type: QD000P40CD; Serial: TP:1470
- Measurement SW: DASY52, Version 52.10 (2); SEMCAD X Version 14.6.12 (7470)

Area Scan (8x14x1): Measurement grid: dx=15mm, dy=15mm
Maximum value of SAR (measured) = 0.471 W/kg

Zoom Scan (5x5x7)/Cube 0: Measurement grid: dx=8mm, dy=8mm, dz=5mm
Reference Value = 20.09 V/m; Power Drift = -0.19 dB
Peak SAR (extrapolated) = 0.486 W/kg
SAR(1 g) = 0.363 W/kg; SAR(10 g) = 0.252 W/kg
Maximum value of SAR (measured) = 0.445 W/kg



0 dB = 0.445 W/kg = -3.52 dBW/kg

Test Plot 109#: LTE Band 26_Head Left Tilt_1RB_Middle

DUT: Mobile Phone; Type: A666LN; Serial: 2BZF-3

Communication System: Generic FDD-LTE; Frequency: 831.5 MHz;Duty Cycle: 1:1
Medium parameters used (interpolated): f = 831.5 MHz; σ = 0.94 S/m; ε_r = 40.878; ρ = 1000 kg/m^3
Phantom section: Left Section

DASY5 Configuration:

- Probe: EX3DV4 - SN7522; ConvF(9.9, 9.9, 9.9) @ 831.5 MHz; Calibrated: 2023/5/29
- Sensor-Surface: 1.4mm (Mechanical Surface Detection)
- Electronics: DAE4 Sn1354; Calibrated: 2022/10/31
- Phantom: Twin SAM V5.0; Type: QD000P40CD; Serial: TP:1470
- Measurement SW: DASY52, Version 52.10 (2); SEMCAD X Version 14.6.12 (7470)

Area Scan (8x14x1): Measurement grid: dx=15mm, dy=15mm
Maximum value of SAR (measured) = 0.502 W/kg

Zoom Scan (5x5x7)/Cube 0: Measurement grid: dx=8mm, dy=8mm, dz=5mm
Reference Value = 22.17 V/m; Power Drift = -0.07 dB
Peak SAR (extrapolated) = 0.655 W/kg
SAR(1 g) = 0.406 W/kg; SAR(10 g) = 0.234 W/kg
Maximum value of SAR (measured) = 0.565 W/kg

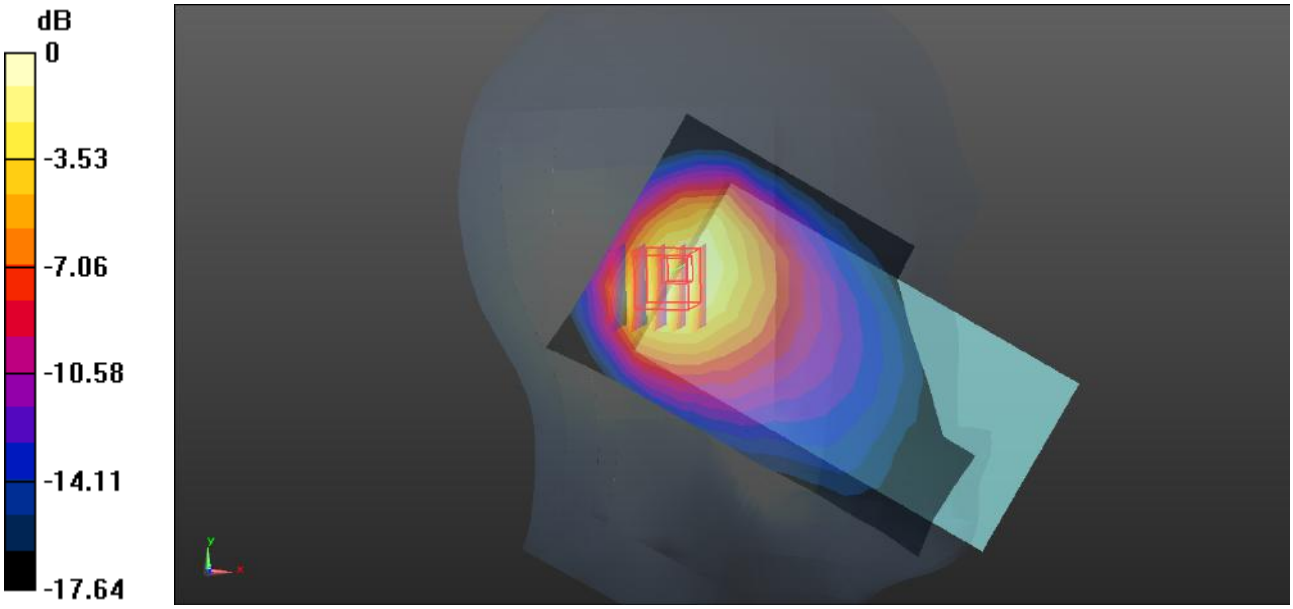

0 dB = 0.565 W/kg = -2.48 dBW/kg

Test Plot 110#: LTE Band 26_Head Left Tilt_50%RB_Middle

DUT: Mobile Phone; Type: A666LN; Serial: 2BZF-3

Communication System: Generic FDD-LTE; Frequency: 831.5 MHz;Duty Cycle: 1:1
Medium parameters used (interpolated): f = 831.5 MHz; σ = 0.94 S/m; ε_r = 40.878; ρ = 1000 kg/m^3
Phantom section: Left Section

DASY5 Configuration:

- Probe: EX3DV4 - SN7522; ConvF(9.9, 9.9, 9.9) @ 831.5 MHz; Calibrated: 2023/5/29
- Sensor-Surface: 1.4mm (Mechanical Surface Detection)
- Electronics: DAE4 Sn1354; Calibrated: 2022/10/31
- Phantom: Twin SAM V5.0; Type: QD000P40CD; Serial: TP:1470
- Measurement SW: DASY52, Version 52.10 (2); SEMCAD X Version 14.6.12 (7470)

Area Scan (8x14x1): Measurement grid: dx=15mm, dy=15mm
Maximum value of SAR (measured) = 0.414 W/kg

Zoom Scan (5x5x7)/Cube 0: Measurement grid: dx=8mm, dy=8mm, dz=5mm
Reference Value = 19.24 V/m; Power Drift = 0.04 dB
Peak SAR (extrapolated) = 0.518 W/kg
SAR(1 g) = 0.333 W/kg; SAR(10 g) = 0.201 W/kg
Maximum value of SAR (measured) = 0.445 W/kg

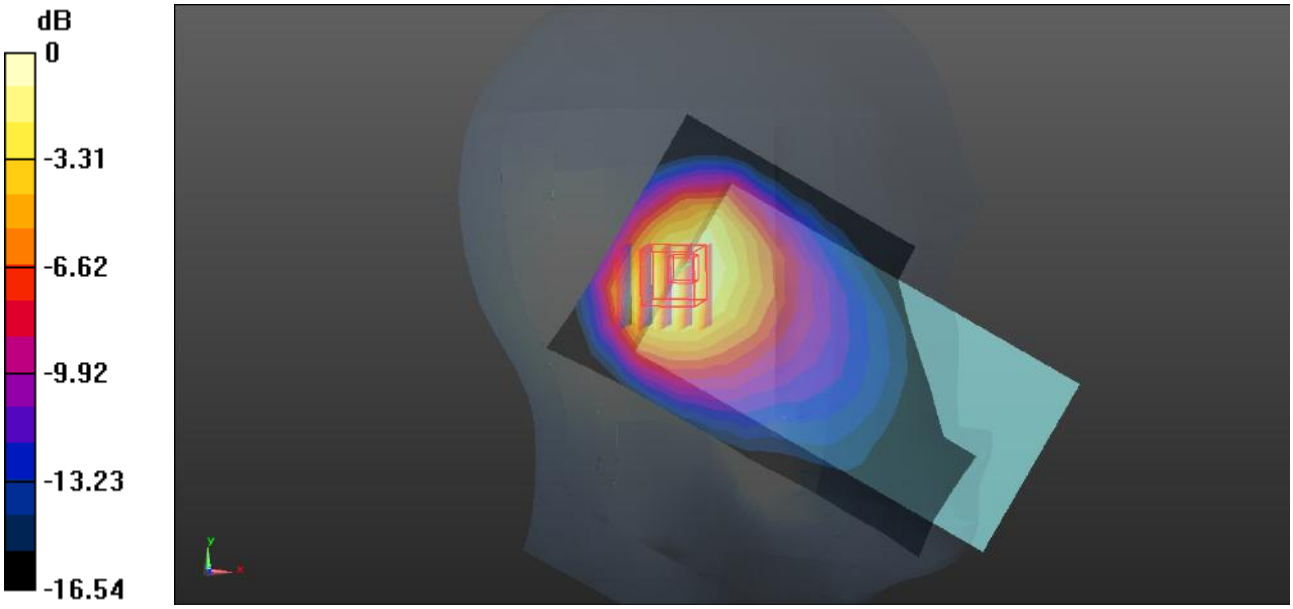

0 dB = 0.445 W/kg = -3.52 dBW/kg

Test Plot 111#: LTE Band 26_Head Right Cheek_1RB_Middle

DUT: Mobile Phone; Type: A666LN; Serial: 2BZF-3

Communication System: Generic FDD-LTE; Frequency: 831.5 MHz;Duty Cycle: 1:1
Medium parameters used (interpolated): f = 831.5 MHz; σ = 0.94 S/m; ε_r = 40.878; ρ = 1000 kg/m^3
Phantom section: Right Section

DASY5 Configuration:

- Probe: EX3DV4 - SN7522; ConvF(9.9, 9.9, 9.9) @ 831.5 MHz; Calibrated: 2023/5/29
- Sensor-Surface: 1.4mm (Mechanical Surface Detection)
- Electronics: DAE4 Sn1354; Calibrated: 2022/10/31
- Phantom: Twin SAM V5.0; Type: QD000P40CD; Serial: TP:1470
- Measurement SW: DASY52, Version 52.10 (2); SEMCAD X Version 14.6.12 (7470)

Area Scan (8x14x1): Measurement grid: dx=15mm, dy=15mm
Maximum value of SAR (measured) = 0.662 W/kg

Zoom Scan (5x5x7)/Cube 0: Measurement grid: dx=8mm, dy=8mm, dz=5mm
Reference Value = 20.28 V/m; Power Drift = 0.02 dB
Peak SAR (extrapolated) = 0.924 W/kg
SAR(1 g) = 0.490 W/kg; SAR(10 g) = 0.329 W/kg
Maximum value of SAR (measured) = 0.673 W/kg

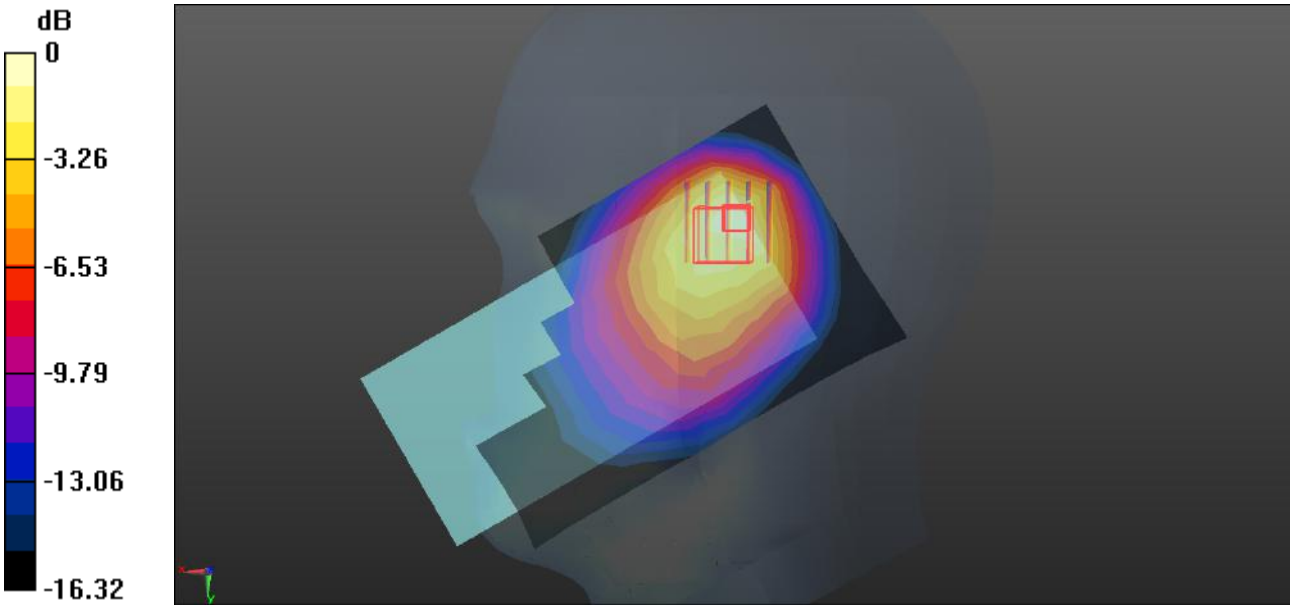

0 dB = 0.673 W/kg = -1.72 dBW/kg

Test Plot 112#: LTE Band 26_Head Right Cheek_50%RB_Middle

DUT: Mobile Phone; Type: A666LN; Serial: 2BZF-3

Communication System: Generic FDD-LTE; Frequency: 831.5 MHz;Duty Cycle: 1:1
Medium parameters used (interpolated): f = 831.5 MHz; σ = 0.94 S/m; ε_r = 40.878; ρ = 1000 kg/m^3
Phantom section: Right Section

DASY5 Configuration:

- Probe: EX3DV4 - SN7522; ConvF(9.9, 9.9, 9.9) @ 831.5 MHz; Calibrated: 2023/5/29
- Sensor-Surface: 1.4mm (Mechanical Surface Detection)
- Electronics: DAE4 Sn1354; Calibrated: 2022/10/31
- Phantom: Twin SAM V5.0; Type: QD000P40CD; Serial: TP:1470
- Measurement SW: DASY52, Version 52.10 (2); SEMCAD X Version 14.6.12 (7470)

Area Scan (8x14x1): Measurement grid: dx=15mm, dy=15mm
Maximum value of SAR (measured) = 0.546 W/kg

Zoom Scan (5x5x7)/Cube 0: Measurement grid: dx=8mm, dy=8mm, dz=5mm
Reference Value = 18.47 V/m; Power Drift = 0.04 dB
Peak SAR (extrapolated) = 0.752 W/kg
SAR(1 g) = 0.404 W/kg; SAR(10 g) = 0.272 W/kg
Maximum value of SAR (measured) = 0.548 W/kg

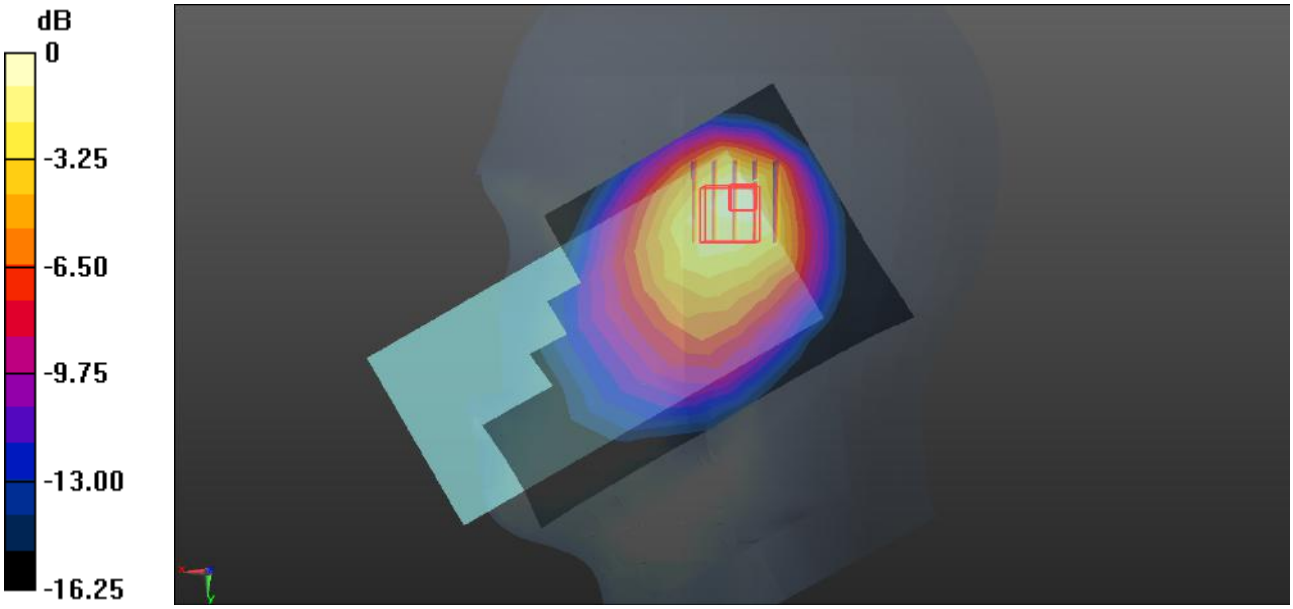

0 dB = 0.548 W/kg = -2.61 dBW/kg

Test Plot 113#: LTE Band 26_Head Right Tilt_1RB_Middle

DUT: Mobile Phone; Type: A666LN; Serial: 2BZF-3

Communication System: Generic FDD-LTE; Frequency: 831.5 MHz;Duty Cycle: 1:1
Medium parameters used (interpolated): f = 831.5 MHz; σ = 0.94 S/m; ε_r = 40.878; ρ = 1000 kg/m^3
Phantom section: Right Section

DASY5 Configuration:

- Probe: EX3DV4 - SN7522; ConvF(9.9, 9.9, 9.9) @ 831.5 MHz; Calibrated: 2023/5/29
- Sensor-Surface: 1.4mm (Mechanical Surface Detection)
- Electronics: DAE4 Sn1354; Calibrated: 2022/10/31
- Phantom: Twin SAM V5.0; Type: QD000P40CD; Serial: TP:1470
- Measurement SW: DASY52, Version 52.10 (2); SEMCAD X Version 14.6.12 (7470)

Area Scan (8x14x1): Measurement grid: dx=15mm, dy=15mm
Maximum value of SAR (measured) = 0.774 W/kg

Zoom Scan (5x5x7)/Cube 0: Measurement grid: dx=8mm, dy=8mm, dz=5mm
Reference Value = 21.69 V/m; Power Drift = -0.02 dB
Peak SAR (extrapolated) = 1.22 W/kg
SAR(1 g) = 0.511 W/kg; SAR(10 g) = 0.288 W/kg
Maximum value of SAR (measured) = 0.857 W/kg

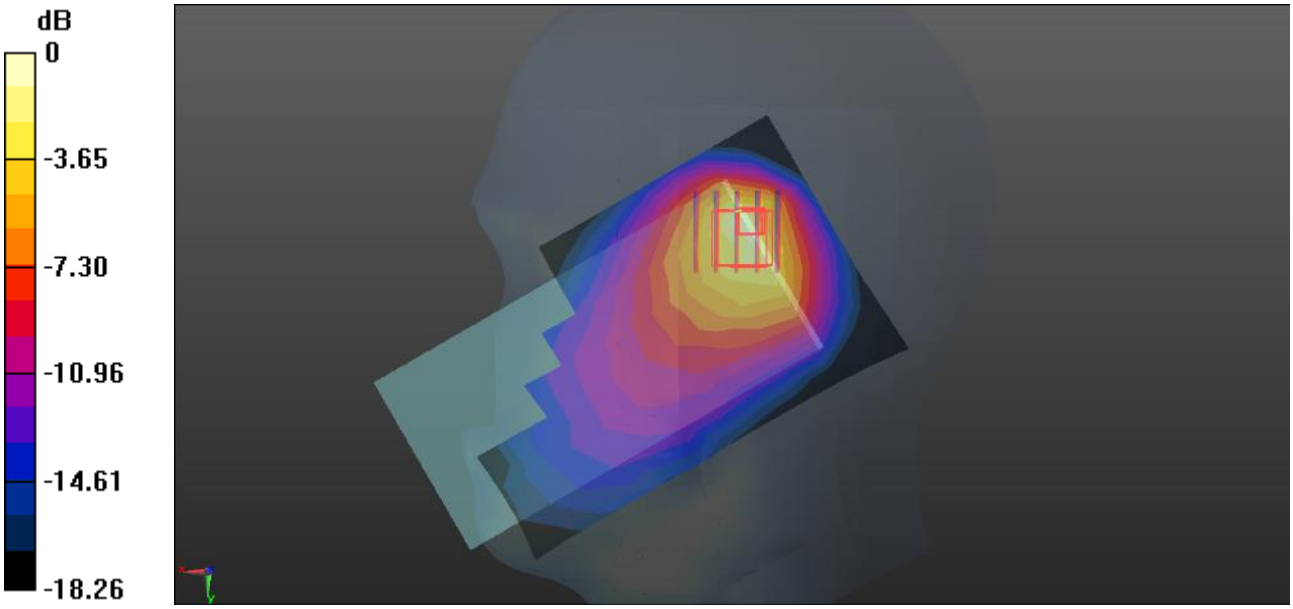

0 dB = 0.857 W/kg = -0.67 dBW/kg

Test Plot 114#: LTE Band 26_Head Right Tilt_50%RB_Middle

DUT: Mobile Phone; Type: A666LN; Serial: 2BZF-3

Communication System: Generic FDD-LTE; Frequency: 831.5 MHz;Duty Cycle: 1:1
Medium parameters used (interpolated): f = 831.5 MHz; σ = 0.94 S/m; ε_r = 40.878; ρ = 1000 kg/m^3
Phantom section: Right Section

DASY5 Configuration:

- Probe: EX3DV4 - SN7522; ConvF(9.9, 9.9, 9.9) @ 831.5 MHz; Calibrated: 2023/5/29
- Sensor-Surface: 1.4mm (Mechanical Surface Detection)
- Electronics: DAE4 Sn1354; Calibrated: 2022/10/31
- Phantom: Twin SAM V5.0; Type: QD000P40CD; Serial: TP:1470
- Measurement SW: DASY52, Version 52.10 (2); SEMCAD X Version 14.6.12 (7470)

Area Scan (8x14x1): Measurement grid: dx=15mm, dy=15mm
Maximum value of SAR (measured) = 0.589 W/kg

Zoom Scan (5x5x7)/Cube 0: Measurement grid: dx=8mm, dy=8mm, dz=5mm
Reference Value = 19.26 V/m; Power Drift = -0.16 dB
Peak SAR (extrapolated) = 0.982 W/kg
SAR(1 g) = 0.412 W/kg; SAR(10 g) = 0.233 W/kg
Maximum value of SAR (measured) = 0.686 W/kg

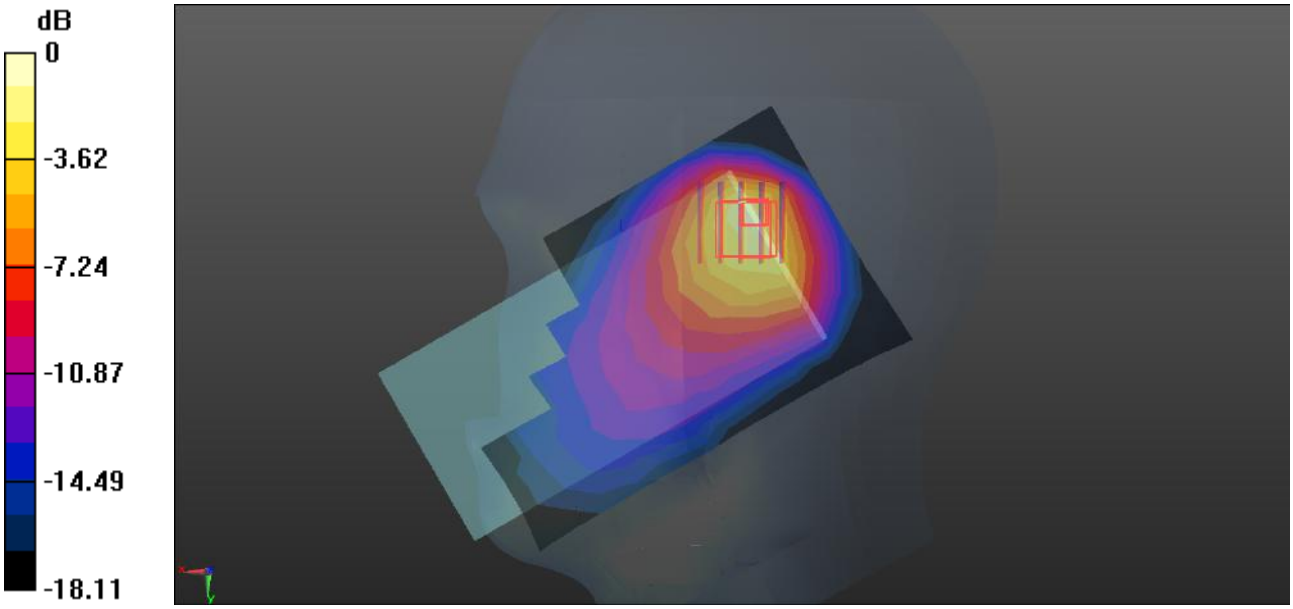

0 dB = 0.686 W/kg = -1.64 dBW/kg

Test Plot 115#: LTE Band 26_Body Front_1RB_Middle

DUT: Mobile Phone; Type: A666LN; Serial: 2BZF-3

Communication System: Generic FDD-LTE; Frequency: 831.5 MHz;Duty Cycle: 1:1
Medium parameters used (interpolated): f = 831.5 MHz; σ = 0.94 S/m; ε_r = 40.878; ρ = 1000 kg/m^3
Phantom section: Flat Section

DASY5 Configuration:

- Probe: EX3DV4 - SN7522; ConvF(9.9, 9.9, 9.9) @ 831.5 MHz; Calibrated: 2023/5/29
- Sensor-Surface: 1.4mm (Mechanical Surface Detection)
- Electronics: DAE4 Sn1354; Calibrated: 2022/10/31
- Phantom: Twin SAM V5.0; Type: QD000P40CD; Serial: TP:1470
- Measurement SW: DASY52, Version 52.10 (2); SEMCAD X Version 14.6.12 (7470)

Area Scan (8x14x1): Measurement grid: dx=15mm, dy=15mm
Maximum value of SAR (measured) = 0.0986 W/kg

Zoom Scan (5x5x7)/Cube 0: Measurement grid: dx=8mm, dy=8mm, dz=5mm
Reference Value = 8.735 V/m; Power Drift = 0.11 dB
Peak SAR (extrapolated) = 0.107 W/kg
SAR(1 g) = 0.076 W/kg; SAR(10 g) = 0.053 W/kg
Maximum value of SAR (measured) = 0.0974 W/kg

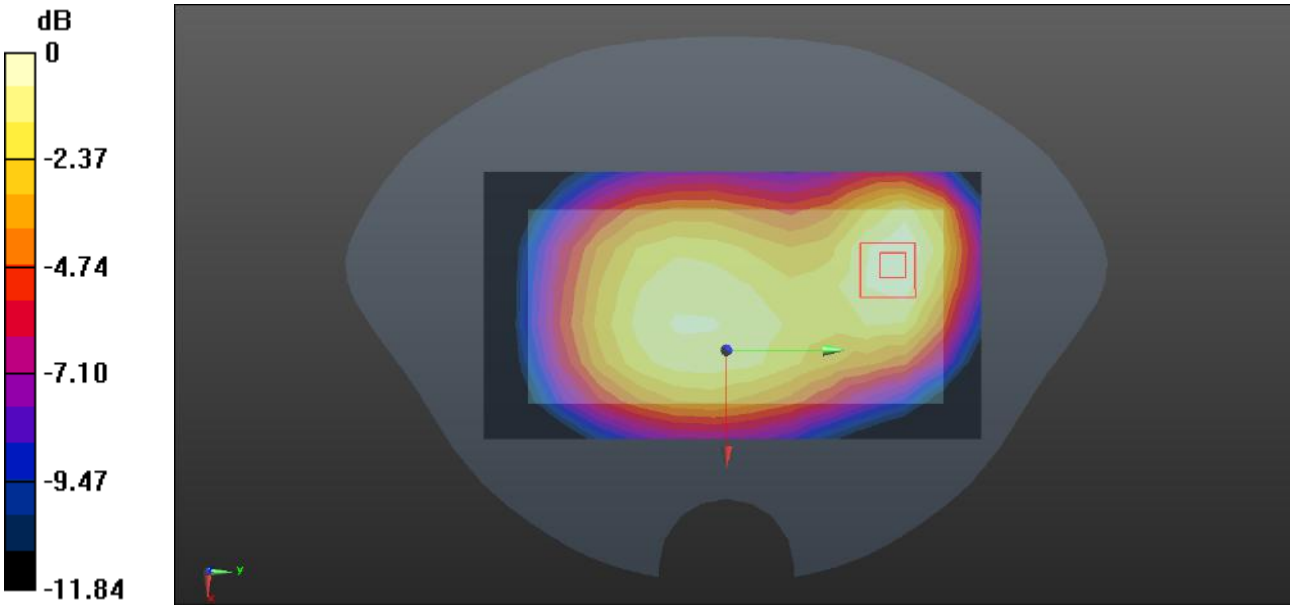

0 dB = 0.0974 W/kg = -10.11 dBW/kg

Test Plot 116#: LTE Band 26_Body Front_50%RB_Middle

DUT: Mobile Phone; Type: A666LN; Serial: 2BZF-3

Communication System: Generic FDD-LTE; Frequency: 831.5 MHz;Duty Cycle: 1:1
Medium parameters used (interpolated): f = 831.5 MHz; σ = 0.94 S/m; ε_r = 40.878; ρ = 1000 kg/m^3
Phantom section: Flat Section

DASY5 Configuration:

- Probe: EX3DV4 - SN7522; ConvF(9.9, 9.9, 9.9) @ 831.5 MHz; Calibrated: 2023/5/29
- Sensor-Surface: 1.4mm (Mechanical Surface Detection)
- Electronics: DAE4 Sn1354; Calibrated: 2022/10/31
- Phantom: Twin SAM V5.0; Type: QD000P40CD; Serial: TP:1470
- Measurement SW: DASY52, Version 52.10 (2); SEMCAD X Version 14.6.12 (7470)

Area Scan (8x14x1): Measurement grid: dx=15mm, dy=15mm
Maximum value of SAR (measured) = 0.0819 W/kg

Zoom Scan (5x5x7)/Cube 0: Measurement grid: dx=8mm, dy=8mm, dz=5mm
Reference Value = 7.834 V/m; Power Drift = 0.08 dB
Peak SAR (extrapolated) = 0.0910 W/kg
SAR(1 g) = 0.064 W/kg; SAR(10 g) = 0.044 W/kg
Maximum value of SAR (measured) = 0.0821 W/kg

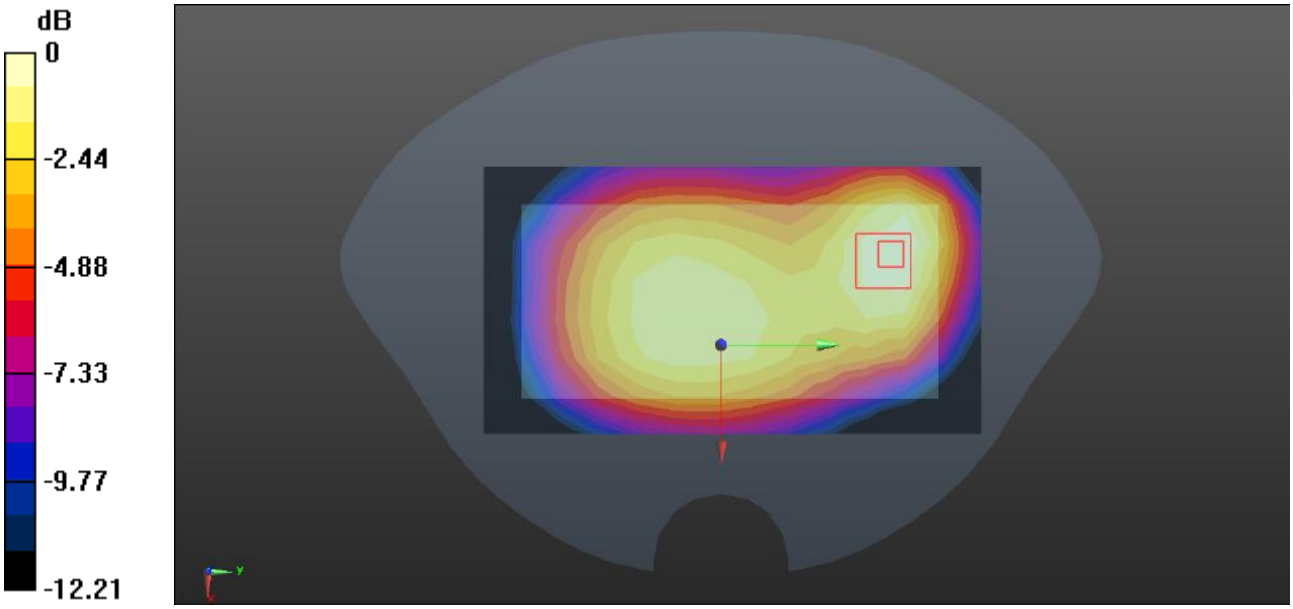

0 dB = 0.0821 W/kg = -10.86 dBW/kg

Test Plot 117#: LTE Band 26_Body Back_1RB_Middle

DUT: Mobile Phone; Type: A666LN; Serial: 2BZF-3

Communication System: Generic FDD-LTE; Frequency: 831.5 MHz;Duty Cycle: 1:1
Medium parameters used (interpolated): f = 831.5 MHz; σ = 0.94 S/m; ε_r = 40.878; ρ = 1000 kg/m^3
Phantom section: Flat Section

DASY5 Configuration:

- Probe: EX3DV4 - SN7522; ConvF(9.9, 9.9, 9.9) @ 831.5 MHz; Calibrated: 2023/5/29
- Sensor-Surface: 1.4mm (Mechanical Surface Detection)
- Electronics: DAE4 Sn1354; Calibrated: 2022/10/31
- Phantom: Twin SAM V5.0; Type: QD000P40CD; Serial: TP:1470
- Measurement SW: DASY52, Version 52.10 (2); SEMCAD X Version 14.6.12 (7470)

Area Scan (8x14x1): Measurement grid: dx=15mm, dy=15mm
Maximum value of SAR (measured) = 0.199 W/kg

Zoom Scan (5x5x7)/Cube 0: Measurement grid: dx=8mm, dy=8mm, dz=5mm
Reference Value = 12.27 V/m; Power Drift = -0.17 dB
Peak SAR (extrapolated) = 0.222 W/kg
SAR(1 g) = 0.143 W/kg; SAR(10 g) = 0.093 W/kg
Maximum value of SAR (measured) = 0.196 W/kg

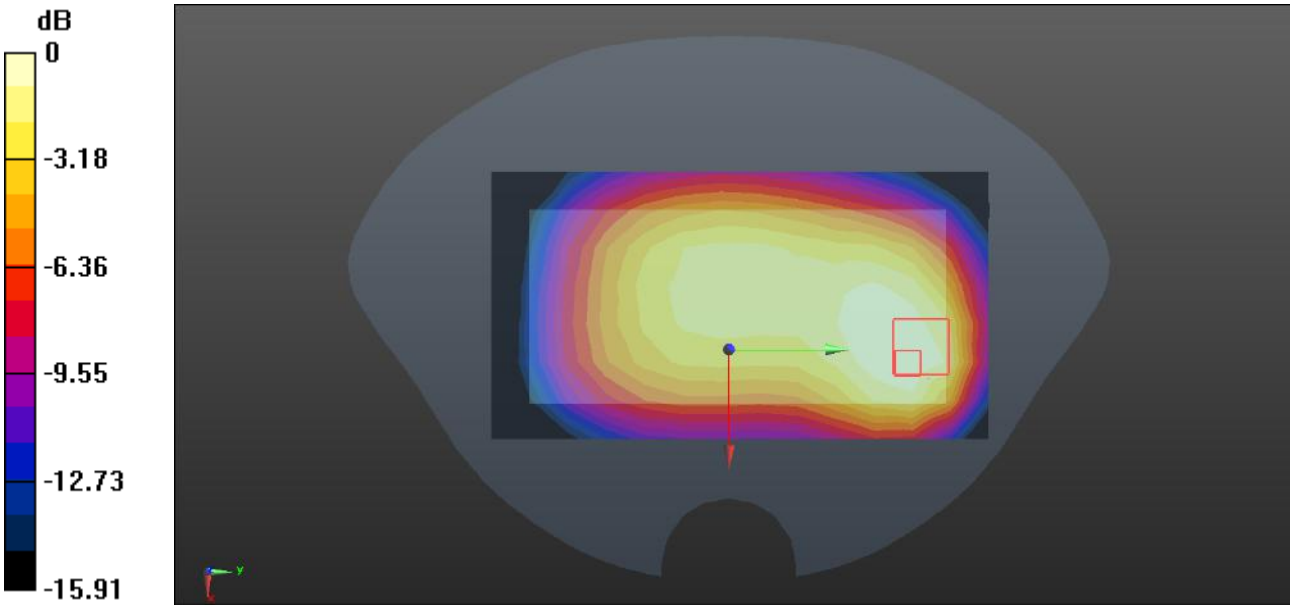

0 dB = 0.196 W/kg = -7.08 dBW/kg

Test Plot 118#: LTE Band 26_Body Back_50%RB_Middle

DUT: Mobile Phone; Type: A666LN; Serial: 2BZF-3

Communication System: Generic FDD-LTE; Frequency: 831.5 MHz;Duty Cycle: 1:1
Medium parameters used (interpolated): f = 831.5 MHz; σ = 0.94 S/m; ε_r = 40.878; ρ = 1000 kg/m^3
Phantom section: Flat Section

DASY5 Configuration:

- Probe: EX3DV4 - SN7522; ConvF(9.9, 9.9, 9.9) @ 831.5 MHz; Calibrated: 2023/5/29
- Sensor-Surface: 1.4mm (Mechanical Surface Detection)
- Electronics: DAE4 Sn1354; Calibrated: 2022/10/31
- Phantom: Twin SAM V5.0; Type: QD000P40CD; Serial: TP:1470
- Measurement SW: DASY52, Version 52.10 (2); SEMCAD X Version 14.6.12 (7470)

Area Scan (8x14x1): Measurement grid: dx=15mm, dy=15mm
Maximum value of SAR (measured) = 0.154 W/kg

Zoom Scan (5x5x7)/Cube 0: Measurement grid: dx=8mm, dy=8mm, dz=5mm
Reference Value = 10.07 V/m; Power Drift = 0.03 dB
Peak SAR (extrapolated) = 0.182 W/kg
SAR(1 g) = 0.118 W/kg; SAR(10 g) = 0.076 W/kg
Maximum value of SAR (measured) = 0.157 W/kg

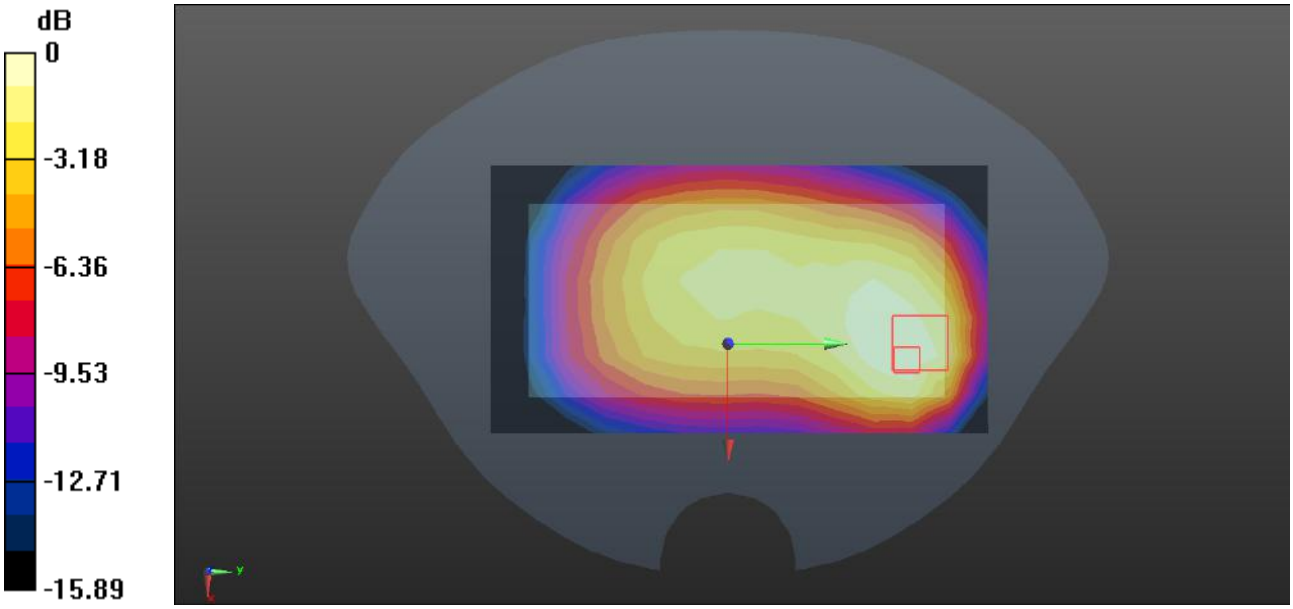

0 dB = 0.157 W/kg = -8.04 dBW/kg

Test Plot 119#: LTE Band 26_Body Left_1RB_Middle

DUT: Mobile Phone; Type: A666LN; Serial: 2BZF-3

Communication System: Generic FDD-LTE; Frequency: 831.5 MHz;Duty Cycle: 1:1
Medium parameters used (interpolated): f = 831.5 MHz; σ = 0.94 S/m; ε_r = 40.878; ρ = 1000 kg/m^3
Phantom section: Flat Section

DASY5 Configuration:

- Probe: EX3DV4 - SN7522; ConvF(9.9, 9.9, 9.9) @ 831.5 MHz; Calibrated: 2023/5/29
- Sensor-Surface: 1.4mm (Mechanical Surface Detection)
- Electronics: DAE4 Sn1354; Calibrated: 2022/10/31
- Phantom: Twin SAM V5.0; Type: QD000P40CD; Serial: TP:1470
- Measurement SW: DASY52, Version 52.10 (2); SEMCAD X Version 14.6.12 (7470)

Area Scan (5x14x1): Measurement grid: dx=15mm, dy=15mm
Maximum value of SAR (measured) = 0.113 W/kg

Zoom Scan (5x5x7)/Cube 0: Measurement grid: dx=8mm, dy=8mm, dz=5mm
Reference Value = 9.705 V/m; Power Drift = -0.02 dB
Peak SAR (extrapolated) = 0.115 W/kg
SAR(1 g) = 0.083 W/kg; SAR(10 g) = 0.058 W/kg
Maximum value of SAR (measured) = 0.105 W/kg

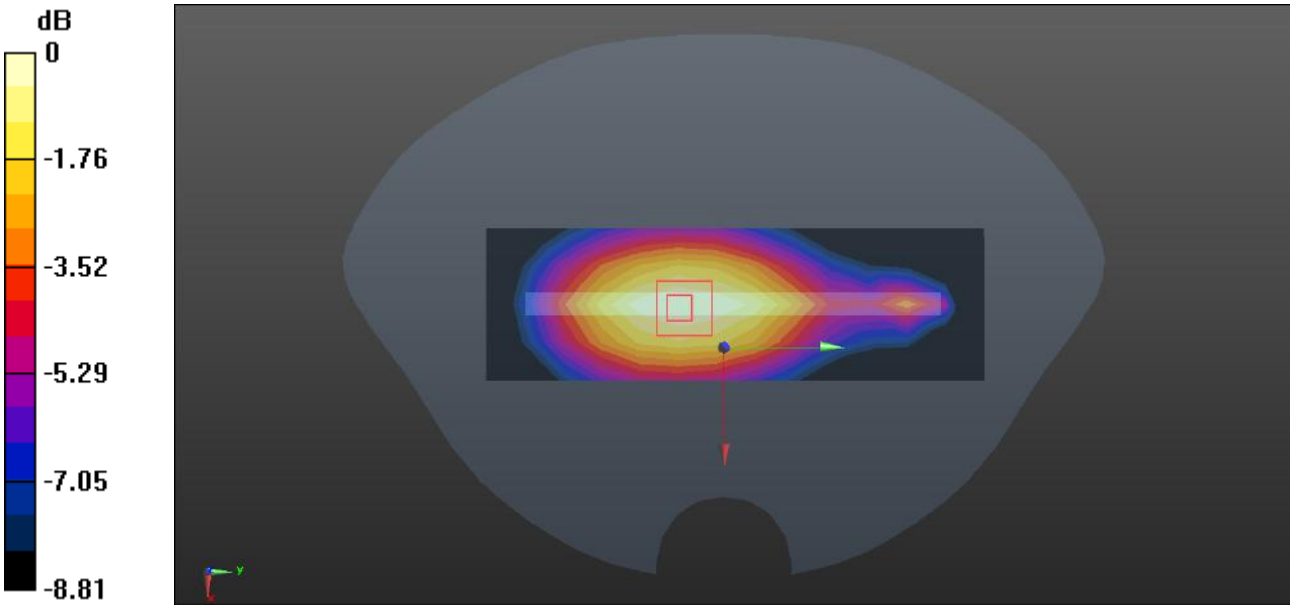

0 dB = 0.105 W/kg = -9.79 dBW/kg

Test Plot 120#: LTE Band 26_Body Left_50%RB_Middle

DUT: Mobile Phone; Type: A666LN; Serial: 2BZF-3

Communication System: Generic FDD-LTE; Frequency: 831.5 MHz;Duty Cycle: 1:1
Medium parameters used (interpolated): f = 831.5 MHz; σ = 0.94 S/m; ε_r = 40.878; ρ = 1000 kg/m^3
Phantom section: Flat Section

DASY5 Configuration:

- Probe: EX3DV4 - SN7522; ConvF(9.9, 9.9, 9.9) @ 831.5 MHz; Calibrated: 2023/5/29
- Sensor-Surface: 1.4mm (Mechanical Surface Detection)
- Electronics: DAE4 Sn1354; Calibrated: 2022/10/31
- Phantom: Twin SAM V5.0; Type: QD000P40CD; Serial: TP:1470
- Measurement SW: DASY52, Version 52.10 (2); SEMCAD X Version 14.6.12 (7470)

Area Scan (5x14x1): Measurement grid: dx=15mm, dy=15mm
Maximum value of SAR (measured) = 0.0769 W/kg

Zoom Scan (5x5x7)/Cube 0: Measurement grid: dx=8mm, dy=8mm, dz=5mm
Reference Value = 9.061 V/m; Power Drift = -0.18 dB
Peak SAR (extrapolated) = 0.0790 W/kg
SAR(1 g) = 0.057 W/kg; SAR(10 g) = 0.040 W/kg
Maximum value of SAR (measured) = 0.0716 W/kg

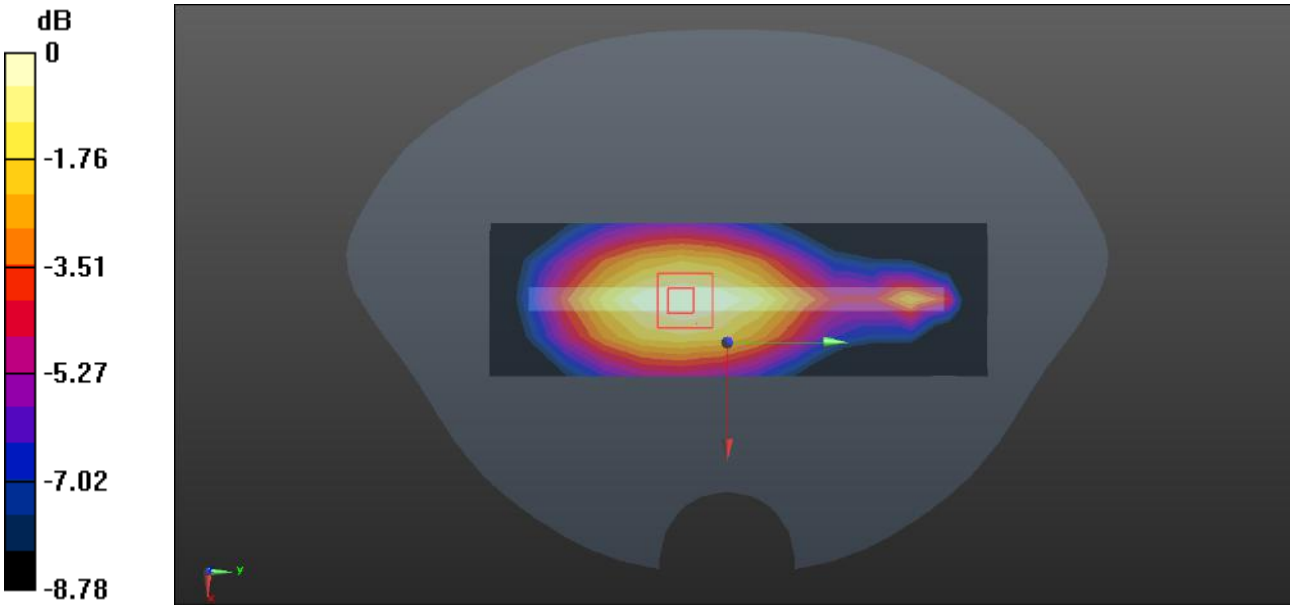

0 dB = 0.0716 W/kg = -11.45 dBW/kg

Test Plot 121#: LTE Band 26_Body Top_1RB_Middle

DUT: Mobile Phone; Type: A666LN; Serial: 2BZF-3

Communication System: Generic FDD-LTE; Frequency: 831.5 MHz;Duty Cycle: 1:1
Medium parameters used (interpolated): f = 831.5 MHz; σ = 0.94 S/m; ε_r = 40.878; ρ = 1000 kg/m^3
Phantom section: Flat Section

DASY5 Configuration:

- Probe: EX3DV4 - SN7522; ConvF(9.9, 9.9, 9.9) @ 831.5 MHz; Calibrated: 2023/5/29
- Sensor-Surface: 1.4mm (Mechanical Surface Detection)
- Electronics: DAE4 Sn1354; Calibrated: 2022/10/31
- Phantom: Twin SAM V5.0; Type: QD000P40CD; Serial: TP:1470
- Measurement SW: DASY52, Version 52.10 (2); SEMCAD X Version 14.6.12 (7470)

Area Scan (5x8x1): Measurement grid: dx=15mm, dy=15mm
Maximum value of SAR (measured) = 0.180 W/kg

Zoom Scan (5x5x7)/Cube 0: Measurement grid: dx=8mm, dy=8mm, dz=5mm
Reference Value = 11.81 V/m; Power Drift = -0.19 dB
Peak SAR (extrapolated) = 0.203 W/kg
SAR(1 g) = 0.123 W/kg; SAR(10 g) = 0.078 W/kg
Maximum value of SAR (measured) = 0.173 W/kg

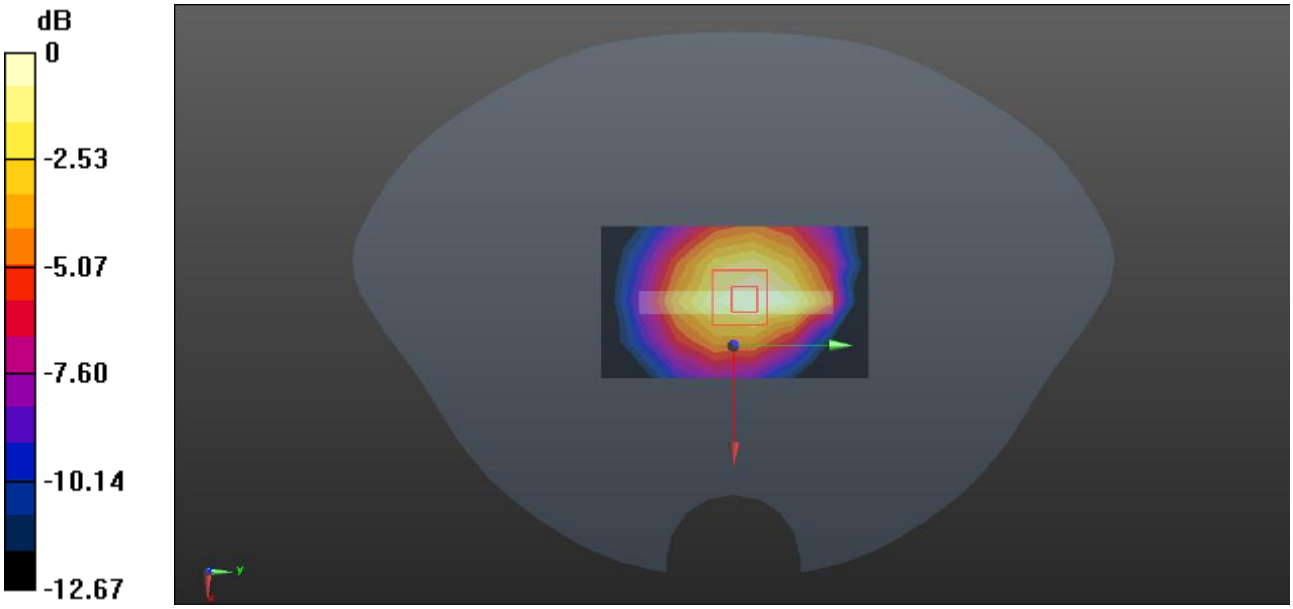

0 dB = 0.173 W/kg = -7.62 dBW/kg

Test Plot 122#: LTE Band 26_Body Top_50%RB_Middle

DUT: Mobile Phone; Type: A666LN; Serial: 2BZF-3

Communication System: Generic FDD-LTE; Frequency: 831.5 MHz;Duty Cycle: 1:1
Medium parameters used (interpolated): f = 831.5 MHz; σ = 0.94 S/m; ε_r = 40.878; ρ = 1000 kg/m^3
Phantom section: Flat Section

DASY5 Configuration:

- Probe: EX3DV4 - SN7522; ConvF(9.9, 9.9, 9.9) @ 831.5 MHz; Calibrated: 2023/5/29
- Sensor-Surface: 1.4mm (Mechanical Surface Detection)
- Electronics: DAE4 Sn1354; Calibrated: 2022/10/31
- Phantom: Twin SAM V5.0; Type: QD000P40CD; Serial: TP:1470
- Measurement SW: DASY52, Version 52.10 (2); SEMCAD X Version 14.6.12 (7470)

Area Scan (5x8x1): Measurement grid: dx=15mm, dy=15mm
Maximum value of SAR (measured) = 0.150 W/kg

Zoom Scan (5x5x7)/Cube 0: Measurement grid: dx=8mm, dy=8mm, dz=5mm
Reference Value = 11.79 V/m; Power Drift = -0.14 dB
Peak SAR (extrapolated) = 0.166 W/kg
SAR(1 g) = 0.101 W/kg; SAR(10 g) = 0.065 W/kg
Maximum value of SAR (measured) = 0.142 W/kg

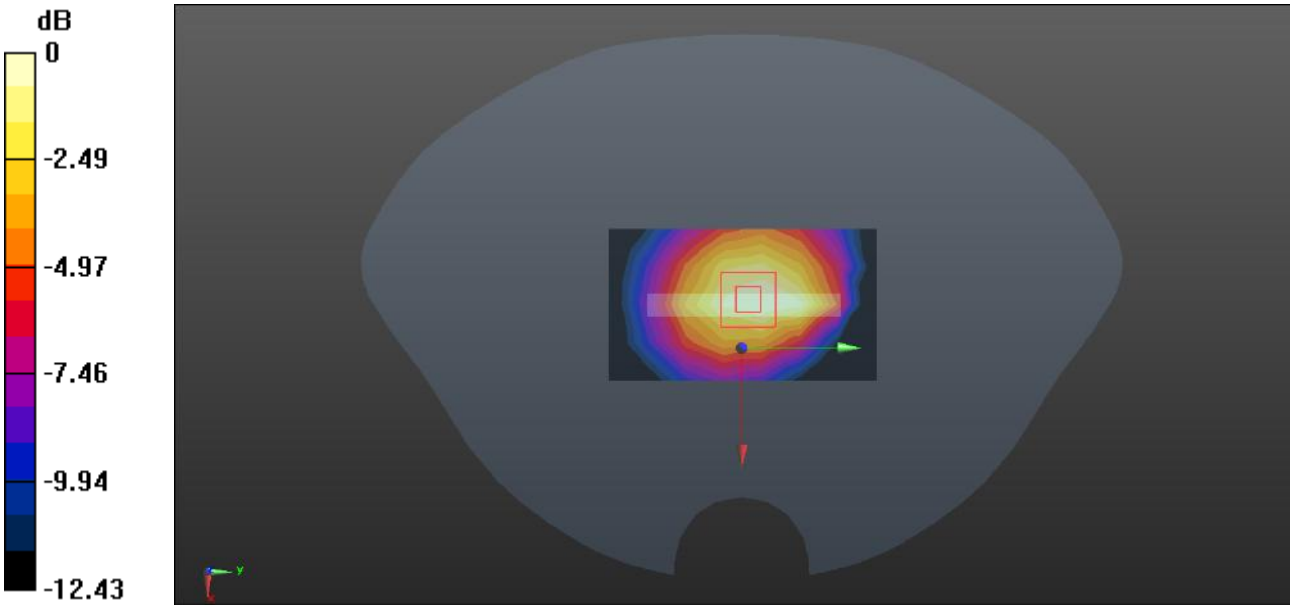

0 dB = 0.142 W/kg = -8.48 dBW/kg

Test Plot 123#: LTE Band 40A_Head Left Cheek_1RB_Middle

DUT: Mobile Phone; Type: A666LN; Serial: 2BZF-3

Communication System: Generic TDD-LTE; Frequency: 2310 MHz;Duty Cycle: 1:3.33
Medium parameters used: f = 2310 MHz; σ = 1.686 S/m; ε_r = 39.487; ρ = 1000 kg/m^3
Phantom section: Left Section

DASY5 Configuration:

- Probe: EX3DV4 - SN7522; ConvF(7.67, 7.67, 7.67) @ 2310 MHz; Calibrated: 2023/5/29
- Sensor-Surface: 1.4mm (Mechanical Surface Detection)
- Electronics: DAE4 Sn1354; Calibrated: 2022/10/31
- Phantom: Twin SAM V5.0; Type: QD000P40CD; Serial: TP:1470
- Measurement SW: DASY52, Version 52.10 (2); SEMCAD X Version 14.6.12 (7470)

Area Scan (10x17x1): Measurement grid: dx=12mm, dy=12mm
Maximum value of SAR (measured) = 0.346 W/kg

Zoom Scan (7x7x7)/Cube 0: Measurement grid: dx=5mm, dy=5mm, dz=5mm
Reference Value = 3.367 V/m; Power Drift = 0.17 dB
Peak SAR (extrapolated) = 0.531 W/kg
SAR(1 g) = 0.321 W/kg; SAR(10 g) = 0.148 W/kg
Maximum value of SAR (measured) = 0.478 W/kg

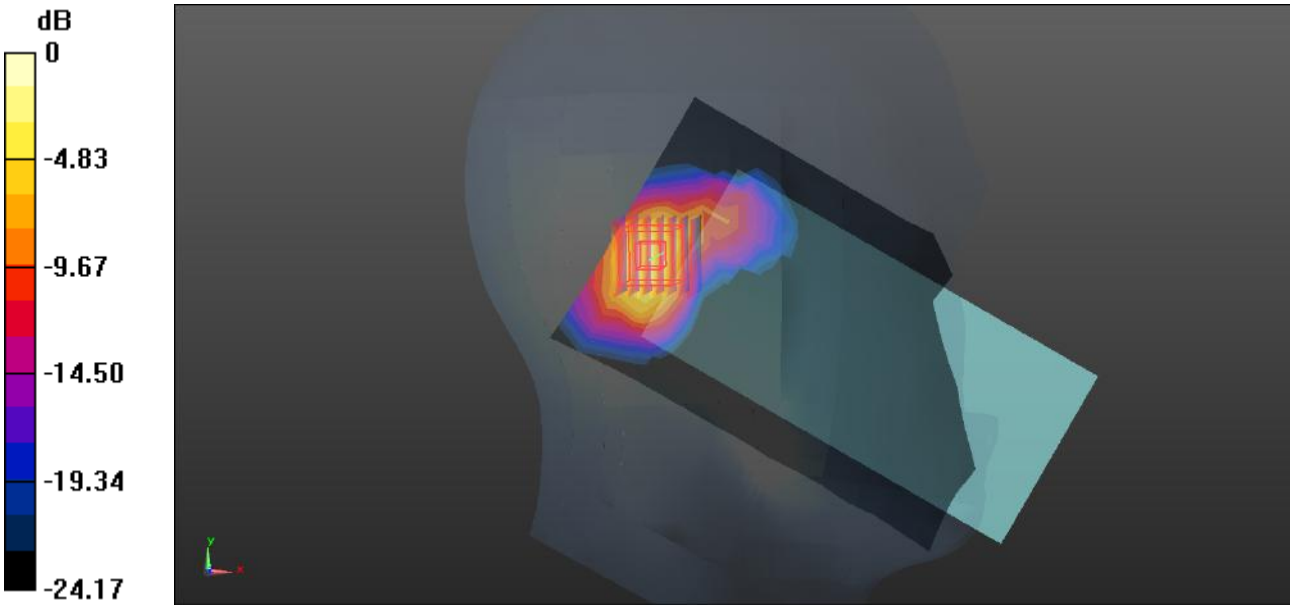

0 dB = 0.478 W/kg = -3.21 dBW/kg

Test Plot 124#: LTE Band 40A_Head Left Cheek_50%RB_Middle

DUT: Mobile Phone; Type: A666LN; Serial: 2BZF-3

Communication System: Generic TDD-LTE; Frequency: 2310 MHz;Duty Cycle: 1:3.33
Medium parameters used: f = 2310 MHz; σ = 1.686 S/m; ε_r = 39.487; ρ = 1000 kg/m^3
Phantom section: Left Section

DASY5 Configuration:

- Probe: EX3DV4 - SN7522; ConvF(7.67, 7.67, 7.67) @ 2310 MHz; Calibrated: 2023/5/29
- Sensor-Surface: 1.4mm (Mechanical Surface Detection)
- Electronics: DAE4 Sn1354; Calibrated: 2022/10/31
- Phantom: Twin SAM V5.0; Type: QD000P40CD; Serial: TP:1470
- Measurement SW: DASY52, Version 52.10 (2); SEMCAD X Version 14.6.12 (7470)

Area Scan (10x17x1): Measurement grid: dx=12mm, dy=12mm
Maximum value of SAR (measured) = 0.282 W/kg

Zoom Scan (7x7x7)/Cube 0: Measurement grid: dx=5mm, dy=5mm, dz=5mm
Reference Value = 2.892 V/m; Power Drift = 0.03 dB
Peak SAR (extrapolated) = 0.434 W/kg
SAR(1 g) = 0.262 W/kg; SAR(10 g) = 0.121 W/kg
Maximum value of SAR (measured) = 0.389 W/kg

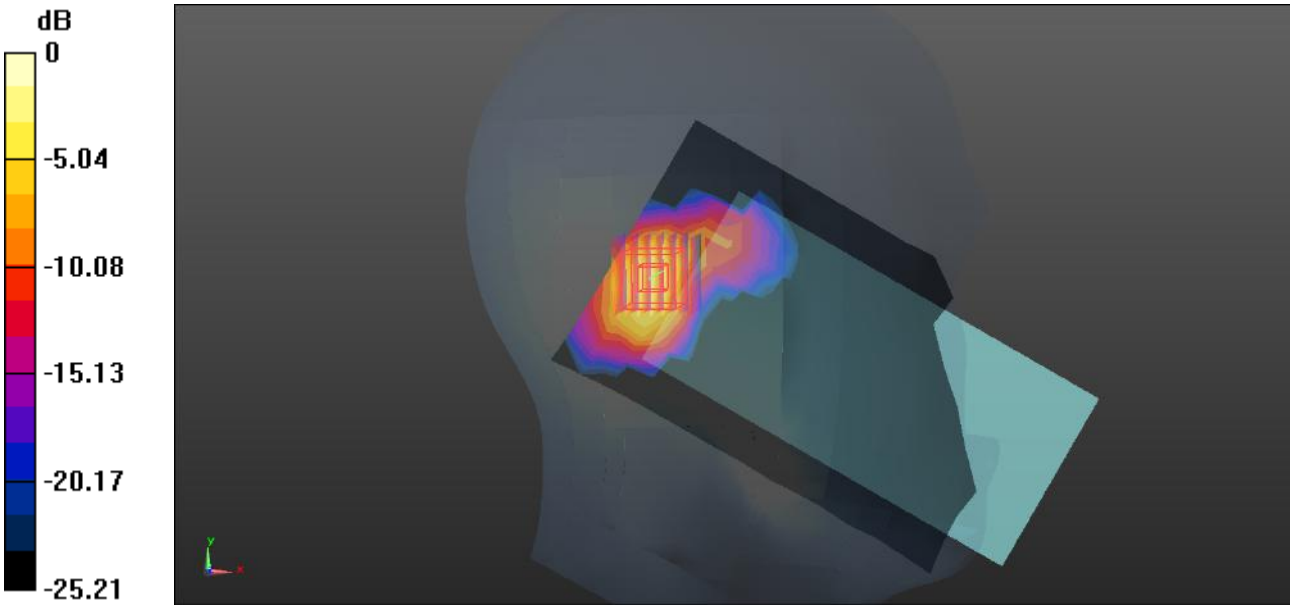

0 dB = 0.389 W/kg = -4.10 dBW/kg

Test Plot 125#: LTE Band 40A_Head Left Tilt_1RB_Middle

DUT: Mobile Phone; Type: A666LN; Serial: 2BZF-3

Communication System: Generic TDD-LTE; Frequency: 2310 MHz;Duty Cycle: 1:3.33
Medium parameters used: f = 2310 MHz; σ = 1.686 S/m; ε_r = 39.487; ρ = 1000 kg/m^3
Phantom section: Left Section

DASY5 Configuration:

- Probe: EX3DV4 - SN7522; ConvF(7.67, 7.67, 7.67) @ 2310 MHz; Calibrated: 2023/5/29
- Sensor-Surface: 1.4mm (Mechanical Surface Detection)
- Electronics: DAE4 Sn1354; Calibrated: 2022/10/31
- Phantom: Twin SAM V5.0; Type: QD000P40CD; Serial: TP:1470
- Measurement SW: DASY52, Version 52.10 (2); SEMCAD X Version 14.6.12 (7470)

Area Scan (10x17x1): Measurement grid: dx=12mm, dy=12mm
Maximum value of SAR (measured) = 0.353 W/kg

Zoom Scan (7x7x7)/Cube 0: Measurement grid: dx=5mm, dy=5mm, dz=5mm
Reference Value = 3.547 V/m; Power Drift = 0.08 dB
Peak SAR (extrapolated) = 0.533 W/kg
SAR(1 g) = 0.322 W/kg; SAR(10 g) = 0.149 W/kg
Maximum value of SAR (measured) = 0.470 W/kg

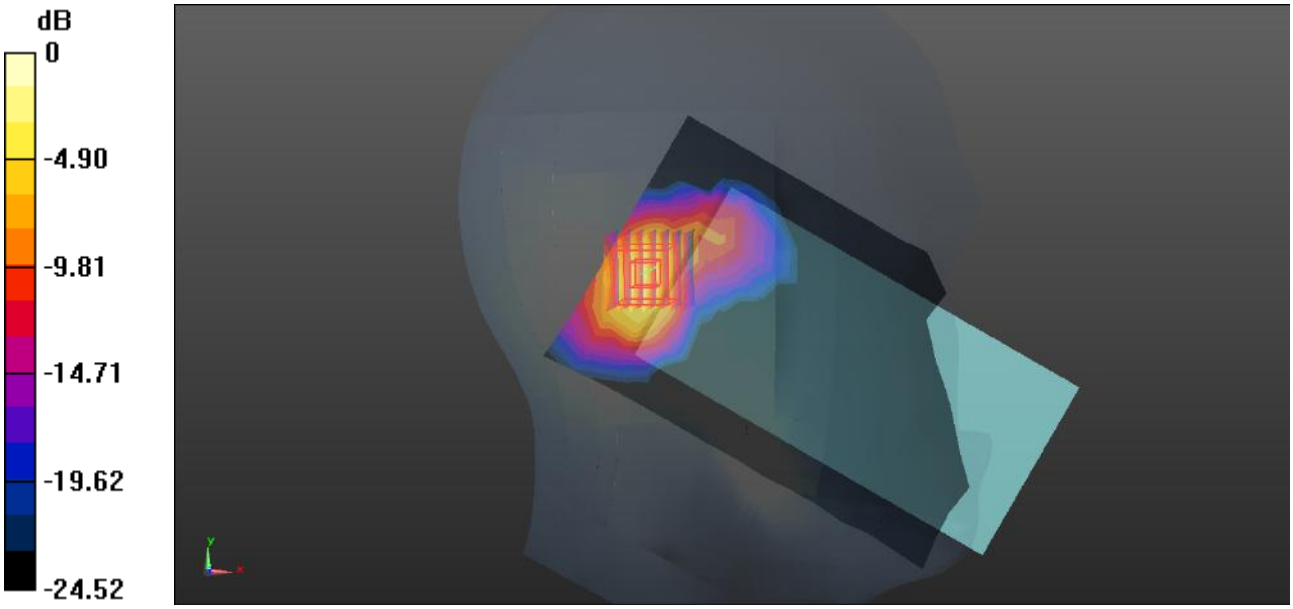

0 dB = 0.470 W/kg = -3.28 dBW/kg

Test Plot 126#: LTE Band 40A_Head Left Tilt_50%RB_Middle

DUT: Mobile Phone; Type: A666LN; Serial: 2BZF-3

Communication System: Generic TDD-LTE; Frequency: 2310 MHz;Duty Cycle: 1:3.33
Medium parameters used: f = 2310 MHz; σ = 1.686 S/m; ε_r = 39.487; ρ = 1000 kg/m^3
Phantom section: Left Section

DASY5 Configuration:

- Probe: EX3DV4 - SN7522; ConvF(7.67, 7.67, 7.67) @ 2310 MHz; Calibrated: 2023/5/29
- Sensor-Surface: 1.4mm (Mechanical Surface Detection)
- Electronics: DAE4 Sn1354; Calibrated: 2022/10/31
- Phantom: Twin SAM V5.0; Type: QD000P40CD; Serial: TP:1470
- Measurement SW: DASY52, Version 52.10 (2); SEMCAD X Version 14.6.12 (7470)

Area Scan (10x17x1): Measurement grid: dx=12mm, dy=12mm
Maximum value of SAR (measured) = 0.296 W/kg

Zoom Scan (7x7x7)/Cube 0: Measurement grid: dx=5mm, dy=5mm, dz=5mm
Reference Value = 2.191 V/m; Power Drift = 0.14 dB
Peak SAR (extrapolated) = 0.439 W/kg
SAR(1 g) = 0.268 W/kg; SAR(10 g) = 0.125 W/kg
Maximum value of SAR (measured) = 0.392 W/kg



0 dB = 0.392 W/kg = -4.07 dBW/kg

Test Plot 127#: LTE Band 40A_Head Right Cheek_1RB_Middle

DUT: Mobile Phone; Type: A666LN; Serial: 2BZF-3

Communication System: Generic TDD-LTE; Frequency: 2310 MHz;Duty Cycle: 1:3.33
Medium parameters used: f = 2310 MHz; σ = 1.686 S/m; ε_r = 39.487; ρ = 1000 kg/m^3
Phantom section: Right Section

DASY5 Configuration:

- Probe: EX3DV4 - SN7522; ConvF(7.67, 7.67, 7.67) @ 2310 MHz; Calibrated: 2023/5/29
- Sensor-Surface: 1.4mm (Mechanical Surface Detection)
- Electronics: DAE4 Sn1354; Calibrated: 2022/10/31
- Phantom: Twin SAM V5.0; Type: QD000P40CD; Serial: TP:1470
- Measurement SW: DASY52, Version 52.10 (2); SEMCAD X Version 14.6.12 (7470)

Area Scan (10x17x1): Measurement grid: dx=12mm, dy=12mm
Maximum value of SAR (measured) = 0.549 W/kg

Zoom Scan (7x7x7)/Cube 0: Measurement grid: dx=5mm, dy=5mm, dz=5mm
Reference Value = 4.700 V/m; Power Drift = 0.20 dB
Peak SAR (extrapolated) = 0.631 W/kg
SAR(1 g) = 0.356 W/kg; SAR(10 g) = 0.161 W/kg
Maximum value of SAR (measured) = 0.536 W/kg

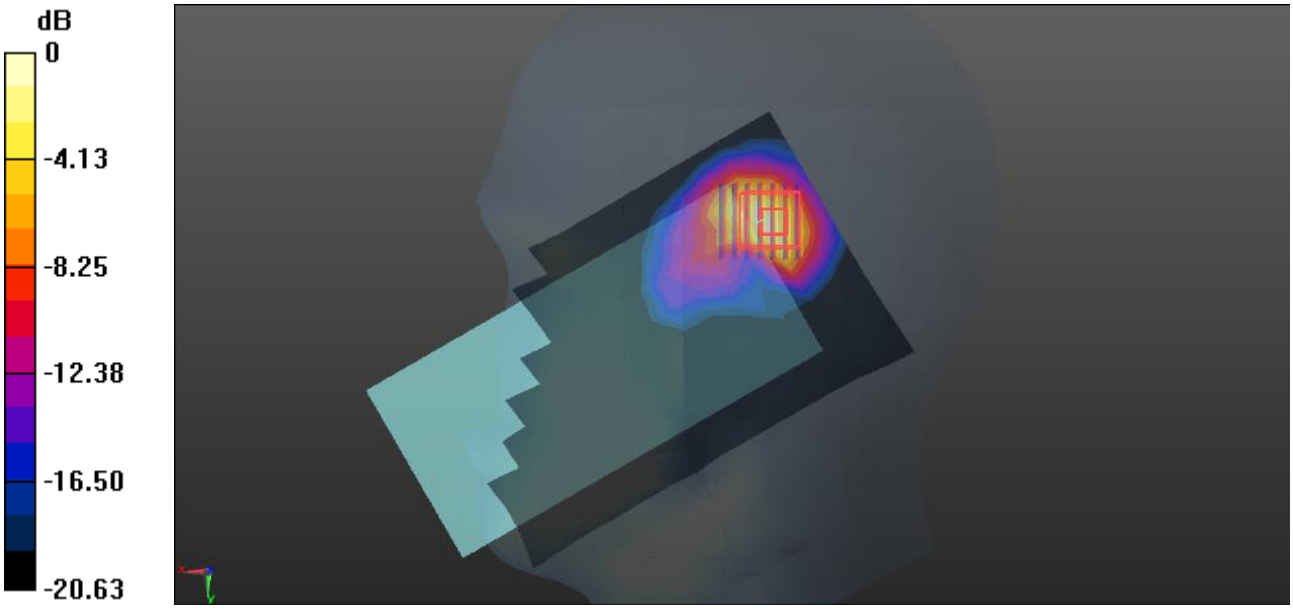

0 dB = 0.536 W/kg = -2.71 dBW/kg

Test Plot 128#: LTE Band 40A_Head Right Cheek_50%RB_Middle

DUT: Mobile Phone; Type: A666LN; Serial: 2BZF-3

Communication System: Generic TDD-LTE; Frequency: 2310 MHz;Duty Cycle: 1:3.33
Medium parameters used: f = 2310 MHz; σ = 1.686 S/m; ε_r = 39.487; ρ = 1000 kg/m^3
Phantom section: Right Section

DASY5 Configuration:

- Probe: EX3DV4 - SN7522; ConvF(7.67, 7.67, 7.67) @ 2310 MHz; Calibrated: 2023/5/29
- Sensor-Surface: 1.4mm (Mechanical Surface Detection)
- Electronics: DAE4 Sn1354; Calibrated: 2022/10/31
- Phantom: Twin SAM V5.0; Type: QD000P40CD; Serial: TP:1470
- Measurement SW: DASY52, Version 52.10 (2); SEMCAD X Version 14.6.12 (7470)

Area Scan (10x17x1): Measurement grid: dx=12mm, dy=12mm
Maximum value of SAR (measured) = 0.457 W/kg

Zoom Scan (7x7x7)/Cube 0: Measurement grid: dx=5mm, dy=5mm, dz=5mm
Reference Value = 4.024 V/m; Power Drift = 0.01 dB
Peak SAR (extrapolated) = 0.519 W/kg
SAR(1 g) = 0.292 W/kg; SAR(10 g) = 0.133 W/kg
Maximum value of SAR (measured) = 0.443 W/kg

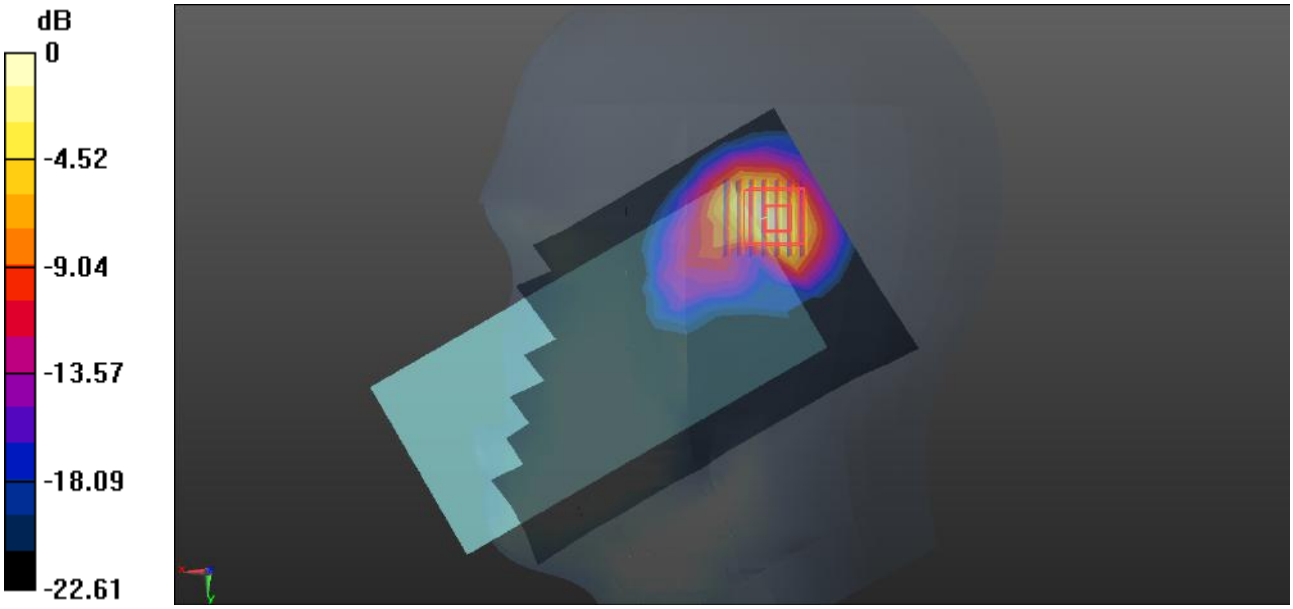

0 dB = 0.443 W/kg = -3.54 dBW/kg

Test Plot 129#: LTE Band 40A_Head Right Tilt_1RB_Middle

DUT: Mobile Phone; Type: A666LN; Serial: 2BZF-3

Communication System: Generic TDD-LTE; Frequency: 2310 MHz;Duty Cycle: 1:3.33
Medium parameters used: f = 2310 MHz; σ = 1.686 S/m; ε_r = 39.487; ρ = 1000 kg/m^3
Phantom section: Right Section

DASY5 Configuration:

- Probe: EX3DV4 - SN7522; ConvF(7.67, 7.67, 7.67) @ 2310 MHz; Calibrated: 2023/5/29
- Sensor-Surface: 1.4mm (Mechanical Surface Detection)
- Electronics: DAE4 Sn1354; Calibrated: 2022/10/31
- Phantom: Twin SAM V5.0; Type: QD000P40CD; Serial: TP:1470
- Measurement SW: DASY52, Version 52.10 (2); SEMCAD X Version 14.6.12 (7470)

Area Scan (10x17x1): Measurement grid: dx=12mm, dy=12mm
Maximum value of SAR (measured) = 1.03 W/kg

Zoom Scan (7x7x7)/Cube 0: Measurement grid: dx=5mm, dy=5mm, dz=5mm
Reference Value = 4.033 V/m; Power Drift = 0.05 dB
Peak SAR (extrapolated) = 1.25 W/kg
SAR(1 g) = 0.668 W/kg; SAR(10 g) = 0.284 W/kg
Maximum value of SAR (measured) = 1.05 W/kg

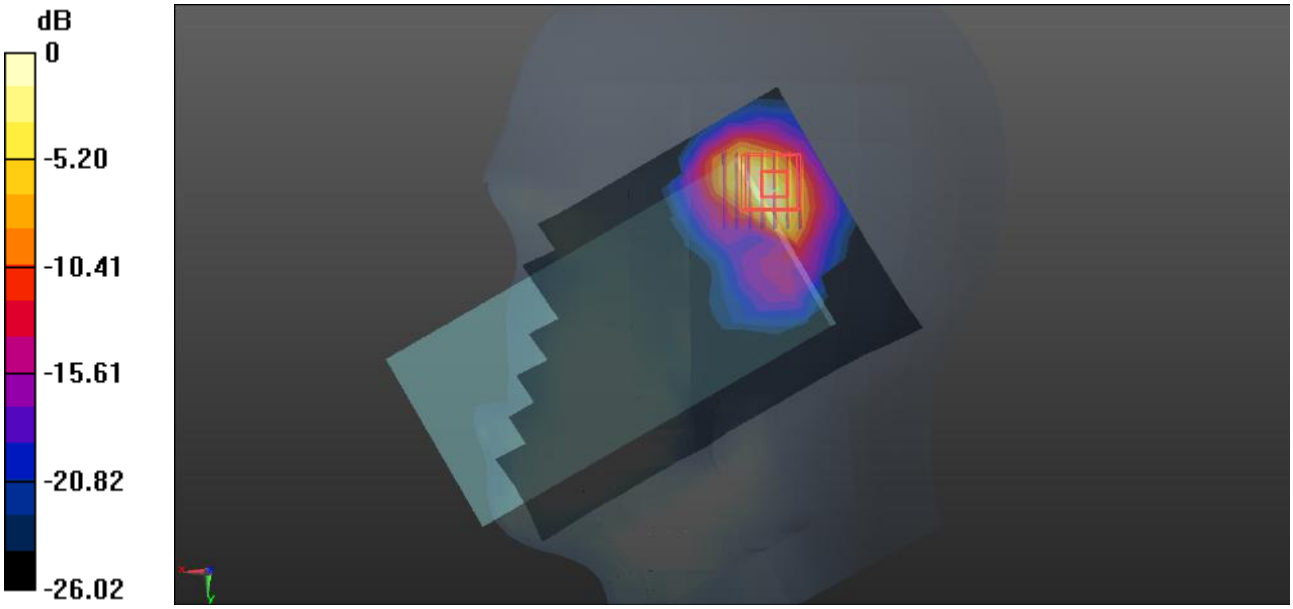

0 dB = 1.05 W/kg = 0.21 dBW/kg

Test Plot 130#: LTE Band 40A_Head Right Tilt_50%RB_Middle

DUT: Mobile Phone; Type: A666LN; Serial: 2BZF-3

Communication System: Generic TDD-LTE; Frequency: 2310 MHz;Duty Cycle: 1:3.33
Medium parameters used: f = 2310 MHz; σ = 1.686 S/m; ε_r = 39.487; ρ = 1000 kg/m^3
Phantom section: Right Section

DASY5 Configuration:

- Probe: EX3DV4 - SN7522; ConvF(7.67, 7.67, 7.67) @ 2310 MHz; Calibrated: 2023/5/29
- Sensor-Surface: 1.4mm (Mechanical Surface Detection)
- Electronics: DAE4 Sn1354; Calibrated: 2022/10/31
- Phantom: Twin SAM V5.0; Type: QD000P40CD; Serial: TP:1470
- Measurement SW: DASY52, Version 52.10 (2); SEMCAD X Version 14.6.12 (7470)

Area Scan (10x17x1): Measurement grid: dx=12mm, dy=12mm
Maximum value of SAR (measured) = 0.609 W/kg

Zoom Scan (7x7x7)/Cube 0: Measurement grid: dx=5mm, dy=5mm, dz=5mm
Reference Value = 4.537 V/m; Power Drift = 0.12 dB
Peak SAR (extrapolated) = 0.728 W/kg
SAR(1 g) = 0.400 W/kg; SAR(10 g) = 0.175 W/kg
Maximum value of SAR (measured) = 0.638 W/kg

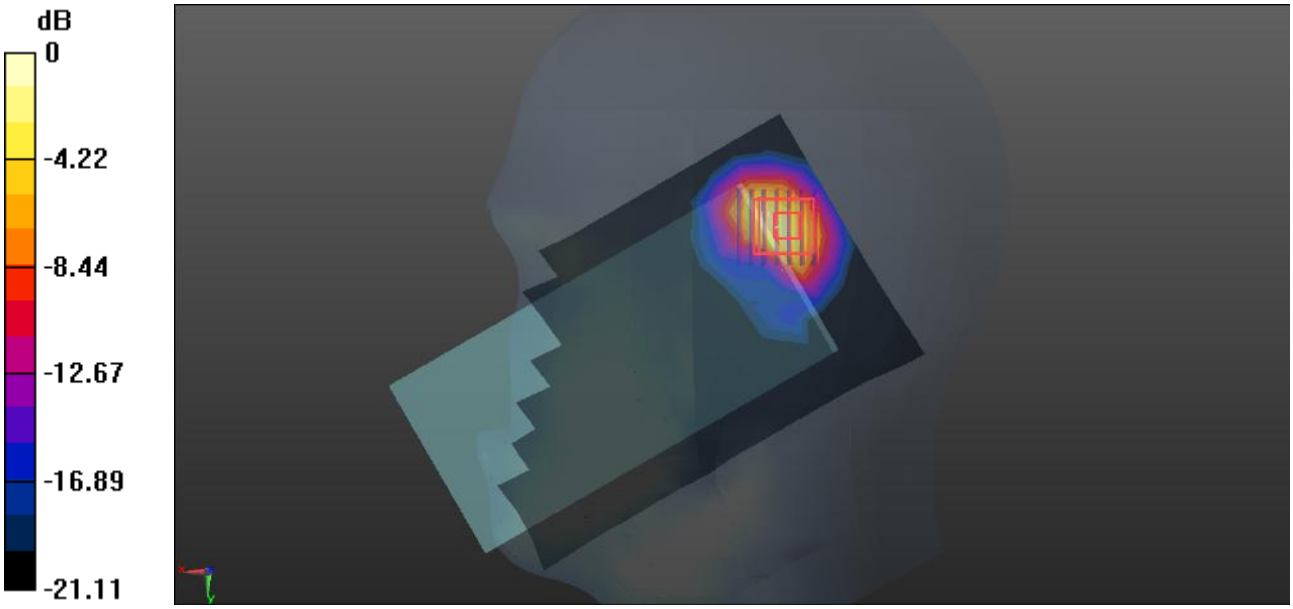

0 dB = 0.638 W/kg = -1.95 dBW/kg

Test Plot 131#: LTE Band 40A_Body Front_1RB_Middle

DUT: Mobile Phone; Type: A666LN; Serial: 2BZF-3

Communication System: Generic TDD-LTE; Frequency: 2310 MHz;Duty Cycle: 1:3.33
Medium parameters used: f = 2310 MHz; σ = 1.686 S/m; ε_r = 39.487; ρ = 1000 kg/m^3
Phantom section: Flat Section

DASY5 Configuration:

- Probe: EX3DV4 - SN7522; ConvF(7.67, 7.67, 7.67) @ 2310 MHz; Calibrated: 2023/5/29
- Sensor-Surface: 1.4mm (Mechanical Surface Detection)
- Electronics: DAE4 Sn1354; Calibrated: 2022/10/31
- Phantom: Twin SAM V5.0; Type: QD000P40CD; Serial: TP:1470
- Measurement SW: DASY52, Version 52.10 (2); SEMCAD X Version 14.6.12 (7470)

Area Scan (10x17x1): Measurement grid: dx=12mm, dy=12mm
Maximum value of SAR (measured) = 0.119 W/kg

Zoom Scan (7x7x7)/Cube 0: Measurement grid: dx=5mm, dy=5mm, dz=5mm
Reference Value = 0.9980 V/m; Power Drift = 0.13 dB
Peak SAR (extrapolated) = 0.132 W/kg
SAR(1 g) = 0.086 W/kg; SAR(10 g) = 0.044 W/kg
Maximum value of SAR (measured) = 0.121 W/kg

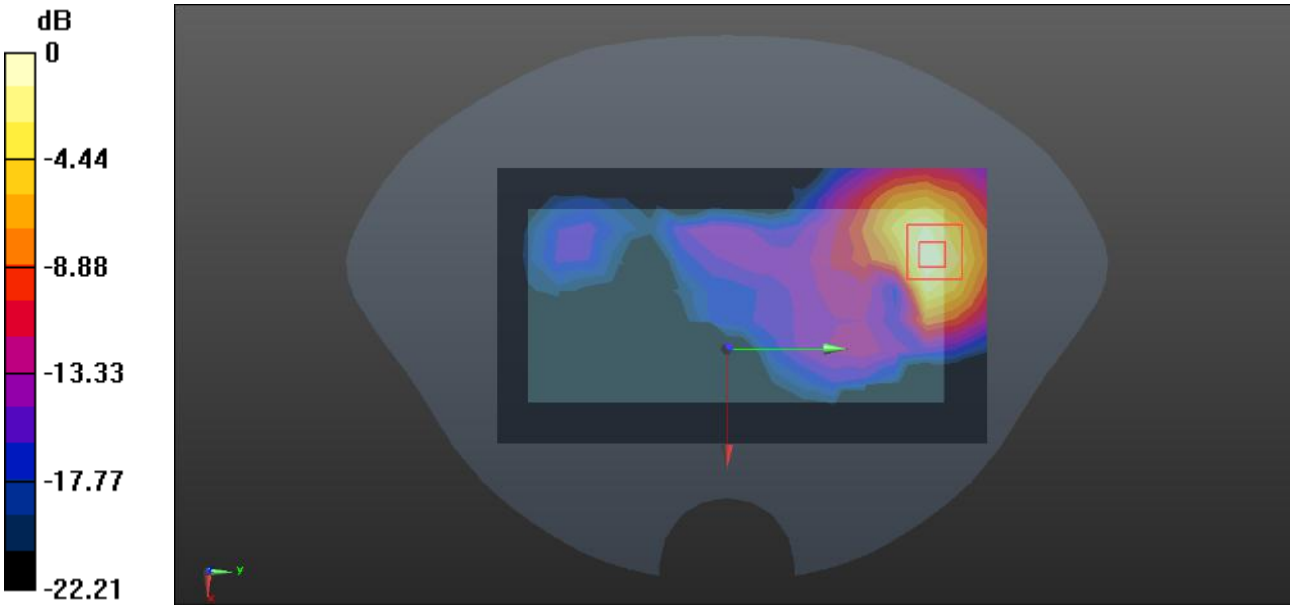

0 dB = 0.121 W/kg = -9.17 dBW/kg

Test Plot 132#: LTE Band 40A_Body Front_50%RB_Middle

DUT: Mobile Phone; Type: A666LN; Serial: 2BZF-3

Communication System: Generic TDD-LTE; Frequency: 2310 MHz;Duty Cycle: 1:3.33
Medium parameters used: f = 2310 MHz; σ = 1.686 S/m; ε_r = 39.487; ρ = 1000 kg/m^3
Phantom section: Flat Section

DASY5 Configuration:

- Probe: EX3DV4 - SN7522; ConvF(7.67, 7.67, 7.67) @ 2310 MHz; Calibrated: 2023/5/29
- Sensor-Surface: 1.4mm (Mechanical Surface Detection)
- Electronics: DAE4 Sn1354; Calibrated: 2022/10/31
- Phantom: Twin SAM V5.0; Type: QD000P40CD; Serial: TP:1470
- Measurement SW: DASY52, Version 52.10 (2); SEMCAD X Version 14.6.12 (7470)

Area Scan (10x17x1): Measurement grid: dx=12mm, dy=12mm
Maximum value of SAR (measured) = 0.0912 W/kg

Zoom Scan (7x7x7)/Cube 0: Measurement grid: dx=5mm, dy=5mm, dz=5mm
Reference Value = 0.0863 V/m; Power Drift = 0.09 dB
Peak SAR (extrapolated) = 0.102 W/kg
SAR(1 g) = 0.066 W/kg; SAR(10 g) = 0.034 W/kg
Maximum value of SAR (measured) = 0.0904 W/kg

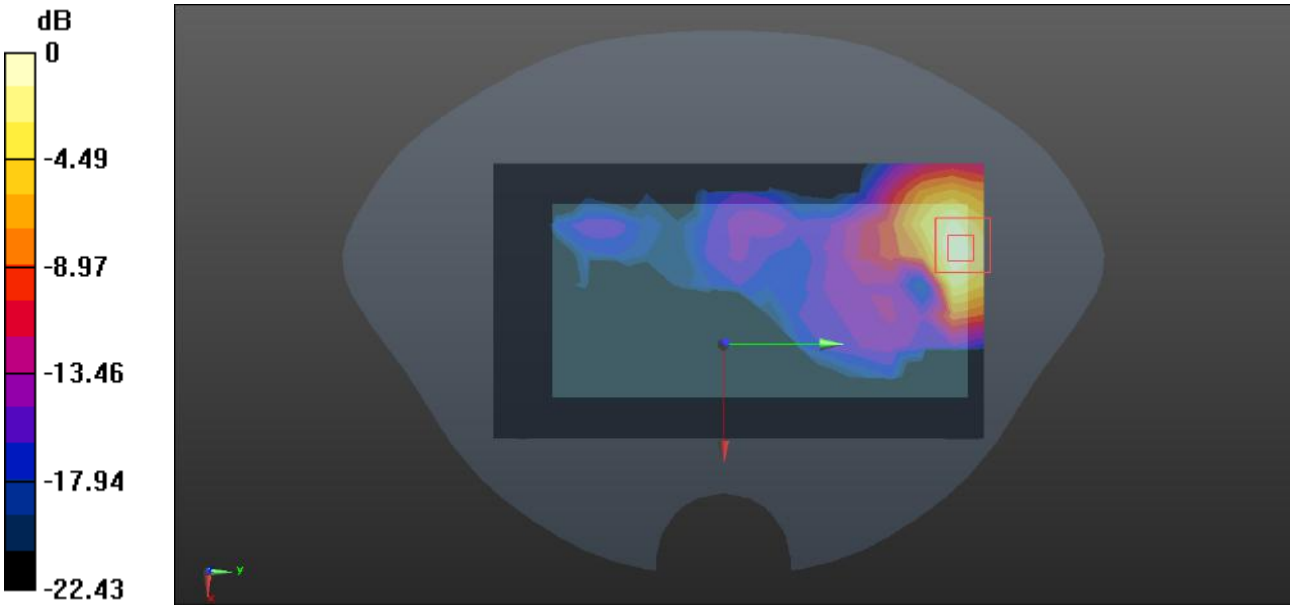

0 dB = 0.0904 W/kg = -10.44 dBW/kg

Test Plot 133#: LTE Band 40A_Body Back_1RB_Middle

DUT: Mobile Phone; Type: A666LN; Serial: 2BZF-3

Communication System: Generic TDD-LTE; Frequency: 2310 MHz;Duty Cycle: 1:3.33
Medium parameters used: f = 2310 MHz; σ = 1.686 S/m; ε_r = 39.487; ρ = 1000 kg/m^3
Phantom section: Flat Section

DASY5 Configuration:

- Probe: EX3DV4 - SN7522; ConvF(7.67, 7.67, 7.67) @ 2310 MHz; Calibrated: 2023/5/29
- Sensor-Surface: 1.4mm (Mechanical Surface Detection)
- Electronics: DAE4 Sn1354; Calibrated: 2022/10/31
- Phantom: Twin SAM V5.0; Type: QD000P40CD; Serial: TP:1470
- Measurement SW: DASY52, Version 52.10 (2); SEMCAD X Version 14.6.12 (7470)

Area Scan (10x17x1): Measurement grid: dx=12mm, dy=12mm
Maximum value of SAR (measured) = 0.278 W/kg

Zoom Scan (7x7x7)/Cube 0: Measurement grid: dx=5mm, dy=5mm, dz=5mm
Reference Value = 0.3690 V/m; Power Drift = 0.16 dB
Peak SAR (extrapolated) = 0.326 W/kg
SAR(1 g) = 0.208 W/kg; SAR(10 g) = 0.099 W/kg
Maximum value of SAR (measured) = 0.296 W/kg

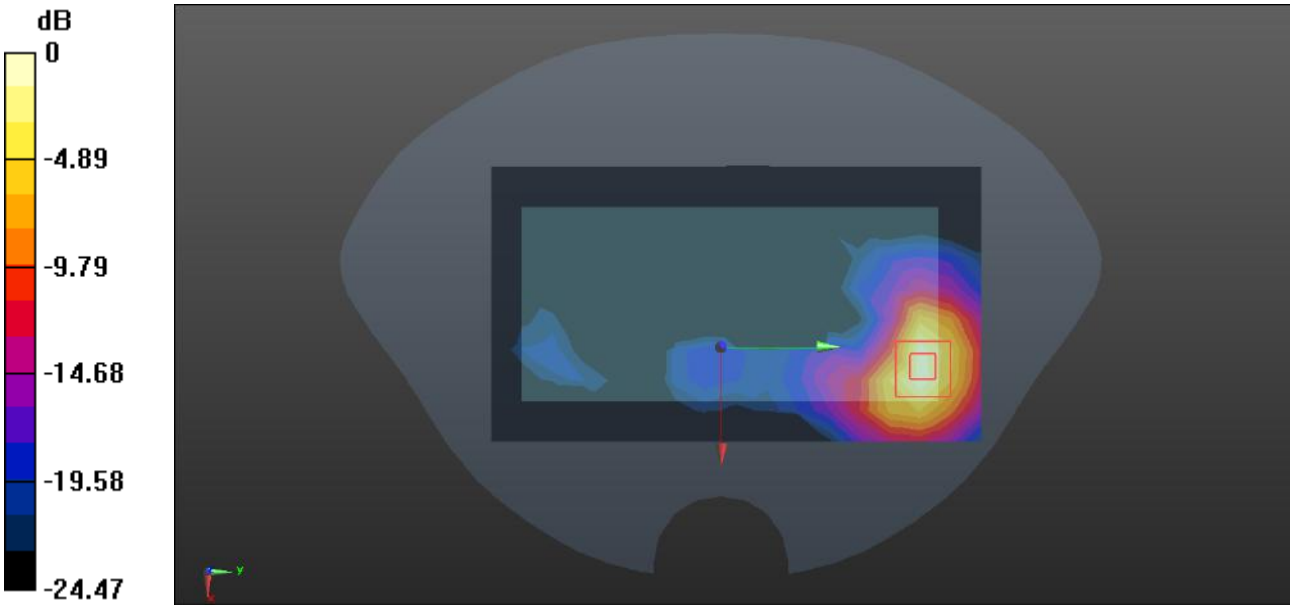

0 dB = 0.296 W/kg = -5.29 dBW/kg

Test Plot 134#: LTE Band 40A_Body Back_50%RB_Middle

DUT: Mobile Phone; Type: A666LN; Serial: 2BZF-3

Communication System: Generic TDD-LTE; Frequency: 2310 MHz;Duty Cycle: 1:3.33
Medium parameters used: f = 2310 MHz; σ = 1.686 S/m; ε_r = 39.487; ρ = 1000 kg/m^3
Phantom section: Flat Section

DASY5 Configuration:

- Probe: EX3DV4 - SN7522; ConvF(7.67, 7.67, 7.67) @ 2310 MHz; Calibrated: 2023/5/29
- Sensor-Surface: 1.4mm (Mechanical Surface Detection)
- Electronics: DAE4 Sn1354; Calibrated: 2022/10/31
- Phantom: Twin SAM V5.0; Type: QD000P40CD; Serial: TP:1470
- Measurement SW: DASY52, Version 52.10 (2); SEMCAD X Version 14.6.12 (7470)

Area Scan (10x17x1): Measurement grid: dx=12mm, dy=12mm
Maximum value of SAR (measured) = 0.210 W/kg

Zoom Scan (7x7x7)/Cube 0: Measurement grid: dx=5mm, dy=5mm, dz=5mm
Reference Value = 0.2580 V/m; Power Drift = 0.18 dB
Peak SAR (extrapolated) = 0.348 W/kg
SAR(1 g) = 0.217 W/kg; SAR(10 g) = 0.100 W/kg
Maximum value of SAR (measured) = 0.320 W/kg

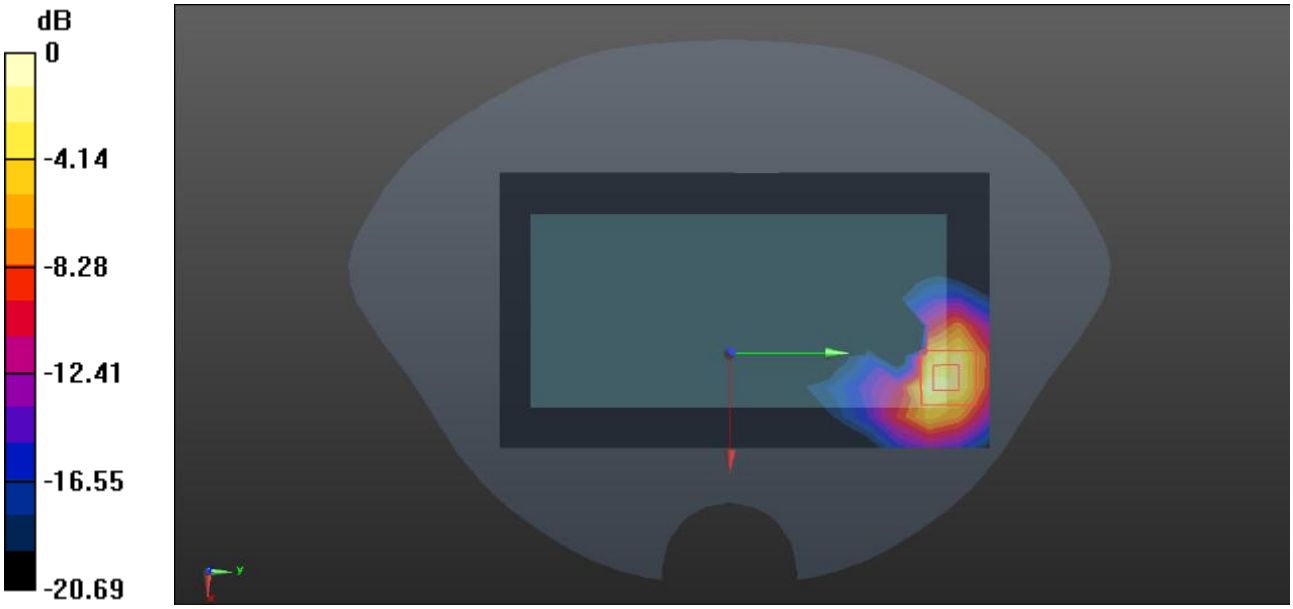

0 dB = 0.320 W/kg = -4.95 dBW/kg

Test Plot 135#: LTE Band 40A_Body Left_1RB_Middle

DUT: Mobile Phone; Type: A666LN; Serial: 2BZF-3

Communication System: Generic TDD-LTE; Frequency: 2310 MHz;Duty Cycle: 1:3.33
Medium parameters used: f = 2310 MHz; σ = 1.686 S/m; ε_r = 39.487; ρ = 1000 kg/m^3
Phantom section: Flat Section

DASY5 Configuration:

- Probe: EX3DV4 - SN7522; ConvF(7.67, 7.67, 7.67) @ 2310 MHz; Calibrated: 2023/5/29
- Sensor-Surface: 1.4mm (Mechanical Surface Detection)
- Electronics: DAE4 Sn1354; Calibrated: 2022/10/31
- Phantom: Twin SAM V5.0; Type: QD000P40CD; Serial: TP:1470
- Measurement SW: DASY52, Version 52.10 (2); SEMCAD X Version 14.6.12 (7470)

Area Scan (6x17x1): Measurement grid: dx=12mm, dy=12mm
Maximum value of SAR (measured) = 0.0525 W/kg

Zoom Scan (7x7x7)/Cube 0: Measurement grid: dx=5mm, dy=5mm, dz=5mm
Reference Value = 3.678 V/m; Power Drift = 0.17 dB
Peak SAR (extrapolated) = 0.0660 W/kg
SAR(1 g) = 0.042 W/kg; SAR(10 g) = 0.024 W/kg
Maximum value of SAR (measured) = 0.0589 W/kg

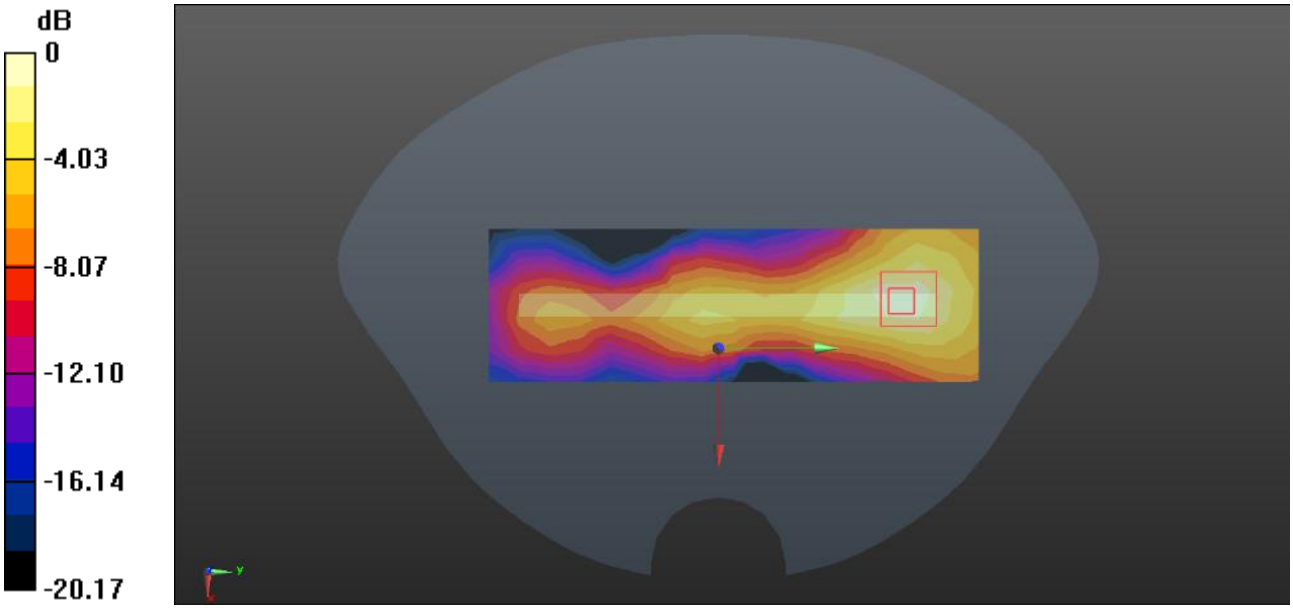

0 dB = 0.0589 W/kg = -12.30 dBW/kg

Test Plot 136#: LTE Band 40A_Body Left_50%RB_Middle

DUT: Mobile Phone; Type: A666LN; Serial: 2BZF-3

Communication System: Generic TDD-LTE; Frequency: 2310 MHz;Duty Cycle: 1:3.33
Medium parameters used: f = 2310 MHz; σ = 1.686 S/m; ε_r = 39.487; ρ = 1000 kg/m^3
Phantom section: Flat Section

DASY5 Configuration:

- Probe: EX3DV4 - SN7522; ConvF(7.67, 7.67, 7.67) @ 2310 MHz; Calibrated: 2023/5/29
- Sensor-Surface: 1.4mm (Mechanical Surface Detection)
- Electronics: DAE4 Sn1354; Calibrated: 2022/10/31
- Phantom: Twin SAM V5.0; Type: QD000P40CD; Serial: TP:1470
- Measurement SW: DASY52, Version 52.10 (2); SEMCAD X Version 14.6.12 (7470)

Area Scan (6x17x1): Measurement grid: dx=12mm, dy=12mm
Maximum value of SAR (measured) = 0.0352 W/kg

Zoom Scan (7x7x7)/Cube 0: Measurement grid: dx=5mm, dy=5mm, dz=5mm
Reference Value = 3.348 V/m; Power Drift = -0.00 dB
Peak SAR (extrapolated) = 0.0400 W/kg
SAR(1 g) = 0.025 W/kg; SAR(10 g) = 0.014 W/kg
Maximum value of SAR (measured) = 0.0354 W/kg

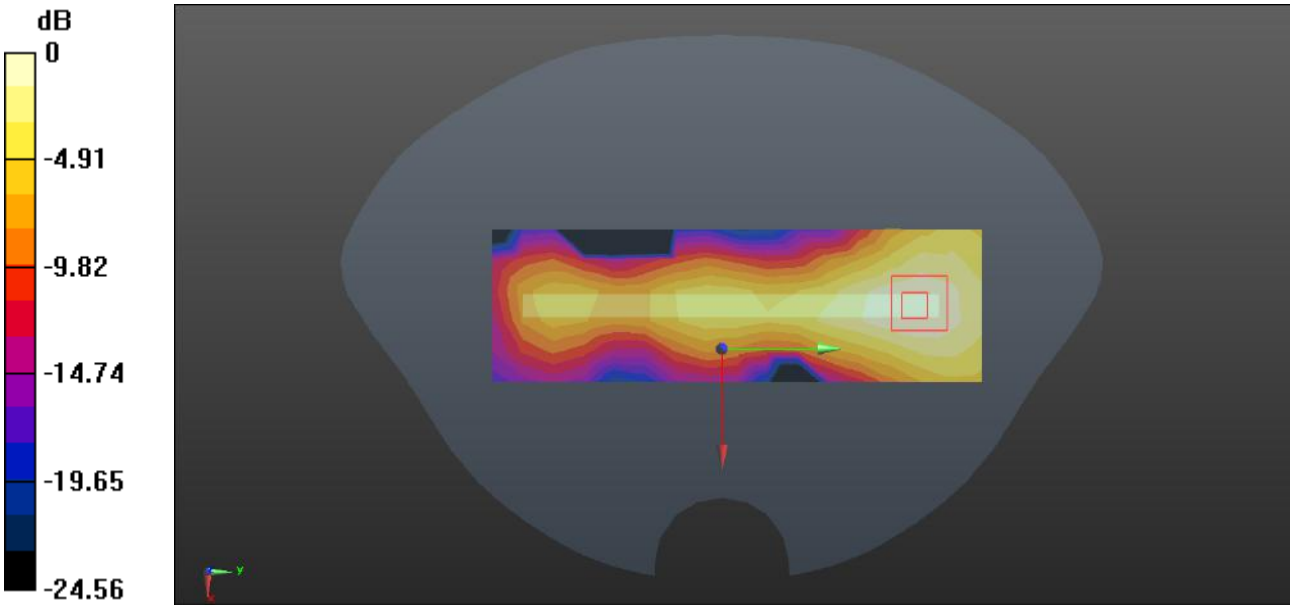

0 dB = 0.0354 W/kg = -14.51 dBW/kg

Test Plot 137#: LTE Band 40A_Body Top_1RB_Middle

DUT: Mobile Phone; Type: A666LN; Serial: 2BZF-3

Communication System: Generic TDD-LTE; Frequency: 2310 MHz;Duty Cycle: 1:3.33
Medium parameters used: f = 2310 MHz; σ = 1.686 S/m; ε_r = 39.487; ρ = 1000 kg/m^3
Phantom section: Flat Section

DASY5 Configuration:

- Probe: EX3DV4 - SN7522; ConvF(7.67, 7.67, 7.67) @ 2310 MHz; Calibrated: 2023/5/29
- Sensor-Surface: 1.4mm (Mechanical Surface Detection)
- Electronics: DAE4 Sn1354; Calibrated: 2022/10/31
- Phantom: Twin SAM V5.0; Type: QD000P40CD; Serial: TP:1470
- Measurement SW: DASY52, Version 52.10 (2); SEMCAD X Version 14.6.12 (7470)

Area Scan (6x9x1): Measurement grid: dx=12mm, dy=12mm
Maximum value of SAR (measured) = 0.337 W/kg

Zoom Scan (7x7x7)/Cube 0: Measurement grid: dx=5mm, dy=5mm, dz=5mm
Reference Value = 7.034 V/m; Power Drift = 0.18 dB
Peak SAR (extrapolated) = 0.540 W/kg
SAR(1 g) = 0.327 W/kg; SAR(10 g) = 0.150 W/kg
Maximum value of SAR (measured) = 0.484 W/kg

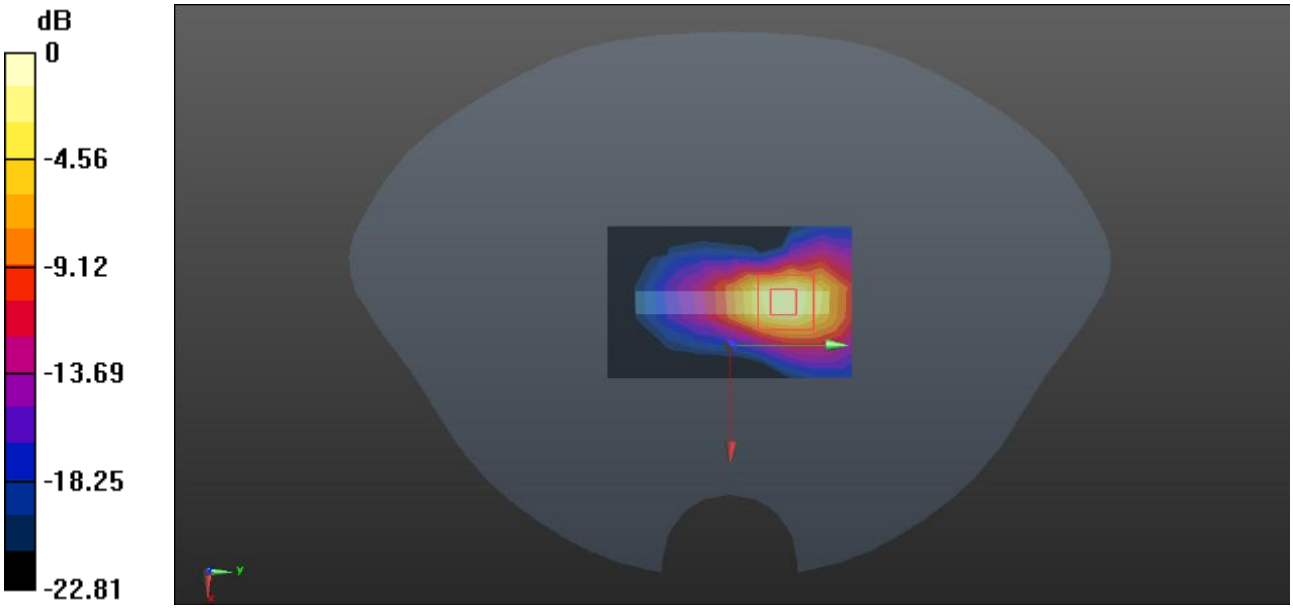

0 dB = 0.484 W/kg = -3.15 dBW/kg

Test Plot 138#: LTE Band 40A_Body Top_50%RB_Middle

DUT: Mobile Phone; Type: A666LN; Serial: 2BZF-3

Communication System: Generic TDD-LTE; Frequency: 2310 MHz;Duty Cycle: 1:3.33
Medium parameters used: f = 2310 MHz; σ = 1.686 S/m; ε_r = 39.487; ρ = 1000 kg/m^3
Phantom section: Flat Section

DASY5 Configuration:

- Probe: EX3DV4 - SN7522; ConvF(7.67, 7.67, 7.67) @ 2310 MHz; Calibrated: 2023/5/29
- Sensor-Surface: 1.4mm (Mechanical Surface Detection)
- Electronics: DAE4 Sn1354; Calibrated: 2022/10/31
- Phantom: Twin SAM V5.0; Type: QD000P40CD; Serial: TP:1470
- Measurement SW: DASY52, Version 52.10 (2); SEMCAD X Version 14.6.12 (7470)

Area Scan (6x9x1): Measurement grid: dx=12mm, dy=12mm
Maximum value of SAR (measured) = 0.272 W/kg

Zoom Scan (7x7x7)/Cube 0: Measurement grid: dx=5mm, dy=5mm, dz=5mm
Reference Value = 6.318 V/m; Power Drift = 0.12 dB
Peak SAR (extrapolated) = 0.450 W/kg
SAR(1 g) = 0.266 W/kg; SAR(10 g) = 0.120 W/kg
Maximum value of SAR (measured) = 0.403 W/kg

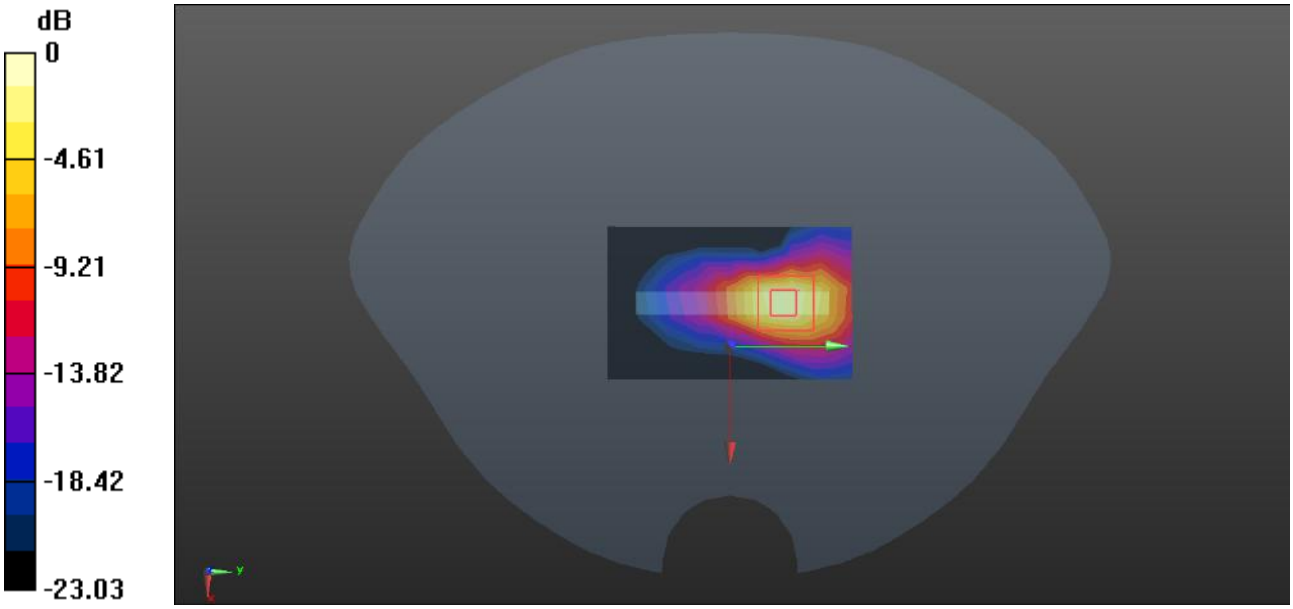

0 dB = 0.403 W/kg = -3.95 dBW/kg

Test Plot 139#: LTE Band 40B_Head Left Cheek_1RB_Middle

DUT: Mobile Phone; Type: A666LN; Serial: 2BZF-3

Communication System: Generic TDD-LTE; Frequency: 2355 MHz;Duty Cycle: 1:3.33
Medium parameters used (interpolated): f = 2355 MHz; σ = 1.769 S/m; ε_r = 39.077; ρ = 1000 kg/m^3
Phantom section: Left Section

DASY5 Configuration:

- Probe: EX3DV4 - SN7522; ConvF(7.67, 7.67, 7.67) @ 2355 MHz; Calibrated: 2023/5/29
- Sensor-Surface: 1.4mm (Mechanical Surface Detection)
- Electronics: DAE4 Sn1354; Calibrated: 2022/10/31
- Phantom: Twin SAM V5.0; Type: QD000P40CD; Serial: TP:1470
- Measurement SW: DASY52, Version 52.10 (2); SEMCAD X Version 14.6.12 (7470)

Area Scan (10x17x1): Measurement grid: dx=12mm, dy=12mm
Maximum value of SAR (measured) = 0.264 W/kg

Zoom Scan (7x7x7)/Cube 0: Measurement grid: dx=5mm, dy=5mm, dz=5mm
Reference Value = 3.446 V/m; Power Drift = 0.08 dB
Peak SAR (extrapolated) = 0.417 W/kg
SAR(1 g) = 0.256 W/kg; SAR(10 g) = 0.121 W/kg
Maximum value of SAR (measured) = 0.374 W/kg

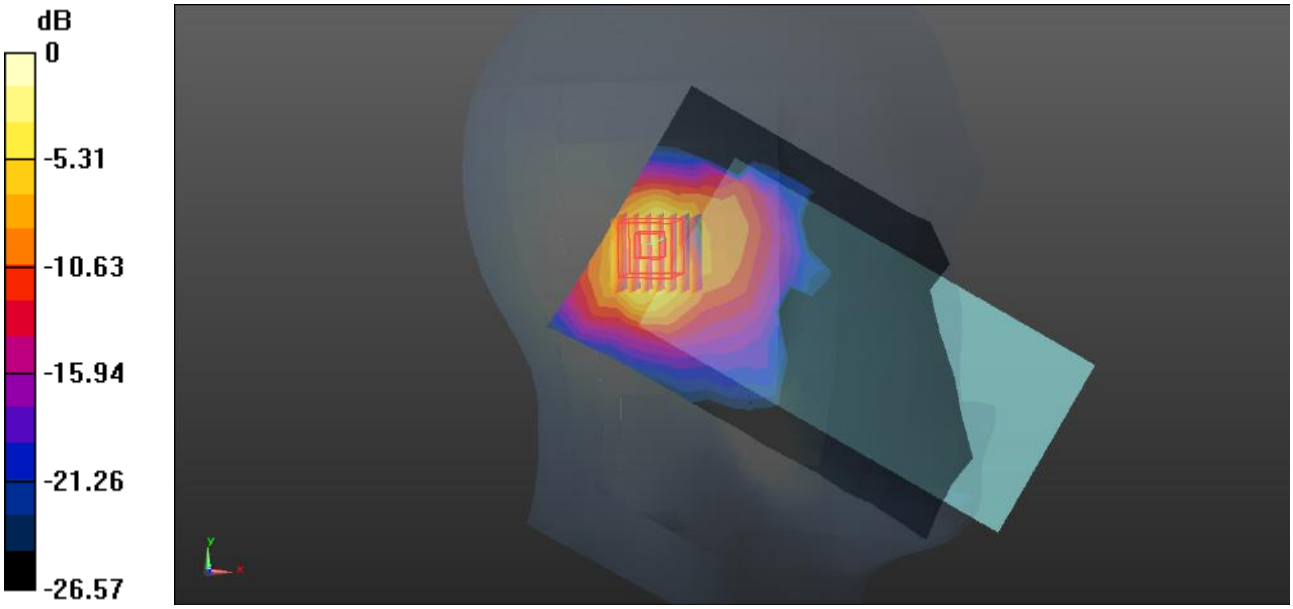

0 dB = 0.374 W/kg = -4.27 dBW/kg

Test Plot 140#: LTE Band 40B_Head Left Cheek_50%RB_Middle

DUT: Mobile Phone; Type: A666LN; Serial: 2BZF-3

Communication System: Generic TDD-LTE; Frequency: 2355 MHz;Duty Cycle: 1:3.33
Medium parameters used (interpolated): f = 2355 MHz; σ = 1.769 S/m; ε_r = 39.077; ρ = 1000 kg/m^3
Phantom section: Left Section

DASY5 Configuration:

- Probe: EX3DV4 - SN7522; ConvF(7.67, 7.67, 7.67) @ 2355 MHz; Calibrated: 2023/5/29
- Sensor-Surface: 1.4mm (Mechanical Surface Detection)
- Electronics: DAE4 Sn1354; Calibrated: 2022/10/31
- Phantom: Twin SAM V5.0; Type: QD000P40CD; Serial: TP:1470
- Measurement SW: DASY52, Version 52.10 (2); SEMCAD X Version 14.6.12 (7470)

Area Scan (10x17x1): Measurement grid: dx=12mm, dy=12mm
Maximum value of SAR (measured) = 0.209 W/kg

Zoom Scan (7x7x7)/Cube 0: Measurement grid: dx=5mm, dy=5mm, dz=5mm
Reference Value = 2.717 V/m; Power Drift = 0.10 dB
Peak SAR (extrapolated) = 0.332 W/kg
SAR(1 g) = 0.202 W/kg; SAR(10 g) = 0.096 W/kg
Maximum value of SAR (measured) = 0.293 W/kg

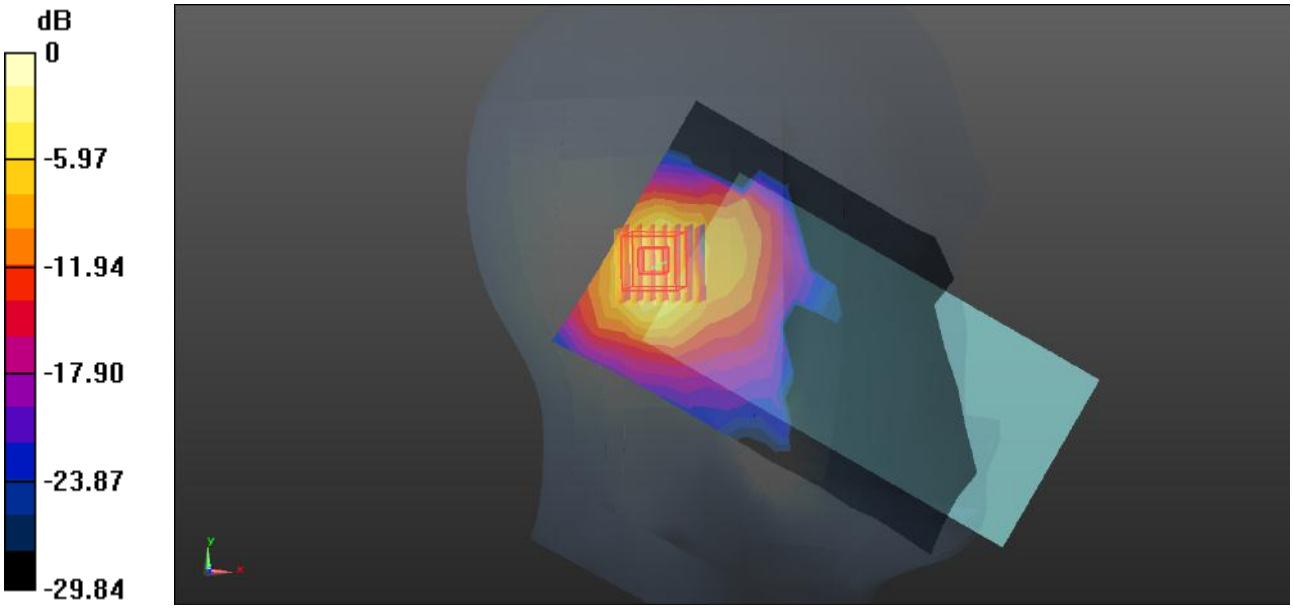

0 dB = 0.293 W/kg = -5.33 dBW/kg

Test Plot 141#: LTE Band 40B_Head Left Tilt_1RB_Middle

DUT: Mobile Phone; Type: A666LN; Serial: 2BZF-3

Communication System: Generic TDD-LTE; Frequency: 2355 MHz;Duty Cycle: 1:3.33
Medium parameters used (interpolated): f = 2355 MHz; σ = 1.769 S/m; ε_r = 39.077; ρ = 1000 kg/m^3
Phantom section: Left Section

DASY5 Configuration:

- Probe: EX3DV4 - SN7522; ConvF(7.67, 7.67, 7.67) @ 2355 MHz; Calibrated: 2023/5/29
- Sensor-Surface: 1.4mm (Mechanical Surface Detection)
- Electronics: DAE4 Sn1354; Calibrated: 2022/10/31
- Phantom: Twin SAM V5.0; Type: QD000P40CD; Serial: TP:1470
- Measurement SW: DASY52, Version 52.10 (2); SEMCAD X Version 14.6.12 (7470)

Area Scan (10x17x1): Measurement grid: dx=12mm, dy=12mm
Maximum value of SAR (measured) = 0.468 W/kg

Zoom Scan (7x7x7)/Cube 0: Measurement grid: dx=5mm, dy=5mm, dz=5mm
Reference Value = 0.7780 V/m; Power Drift = 0.02 dB
Peak SAR (extrapolated) = 0.579 W/kg
SAR(1 g) = 0.347 W/kg; SAR(10 g) = 0.161 W/kg
Maximum value of SAR (measured) = 0.508 W/kg

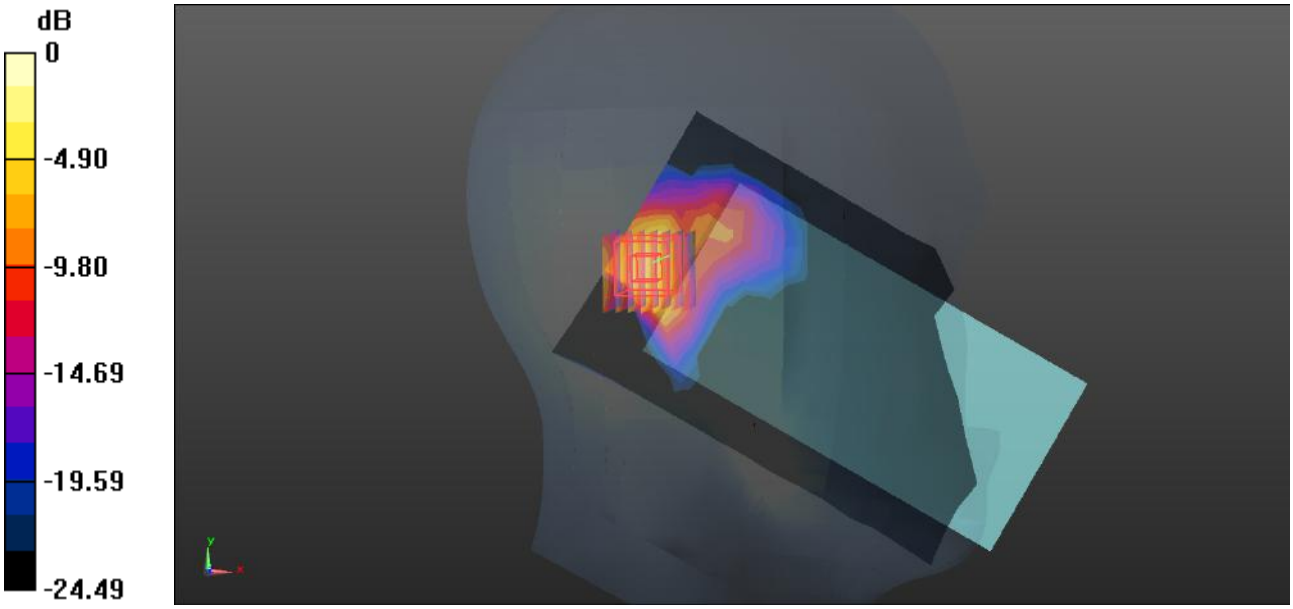

0 dB = 0.508 W/kg = -2.94 dBW/kg

Test Plot 142#: LTE Band 40B_Head Left Tilt_50%RB_Middle

DUT: Mobile Phone; Type: A666LN; Serial: 2BZF-3

Communication System: Generic TDD-LTE; Frequency: 2355 MHz;Duty Cycle: 1:3.33
Medium parameters used (interpolated): f = 2355 MHz; σ = 1.769 S/m; ε_r = 39.077; ρ = 1000 kg/m^3
Phantom section: Left Section

DASY5 Configuration:

- Probe: EX3DV4 - SN7522; ConvF(7.67, 7.67, 7.67) @ 2355 MHz; Calibrated: 2023/5/29
- Sensor-Surface: 1.4mm (Mechanical Surface Detection)
- Electronics: DAE4 Sn1354; Calibrated: 2022/10/31
- Phantom: Twin SAM V5.0; Type: QD000P40CD; Serial: TP:1470
- Measurement SW: DASY52, Version 52.10 (2); SEMCAD X Version 14.6.12 (7470)

Area Scan (10x17x1): Measurement grid: dx=12mm, dy=12mm
Maximum value of SAR (measured) = 0.371 W/kg

Zoom Scan (7x7x7)/Cube 0: Measurement grid: dx=5mm, dy=5mm, dz=5mm
Reference Value = 2.989 V/m; Power Drift = 0.16 dB
Peak SAR (extrapolated) = 0.460 W/kg
SAR(1 g) = 0.273 W/kg; SAR(10 g) = 0.127 W/kg
Maximum value of SAR (measured) = 0.390 W/kg

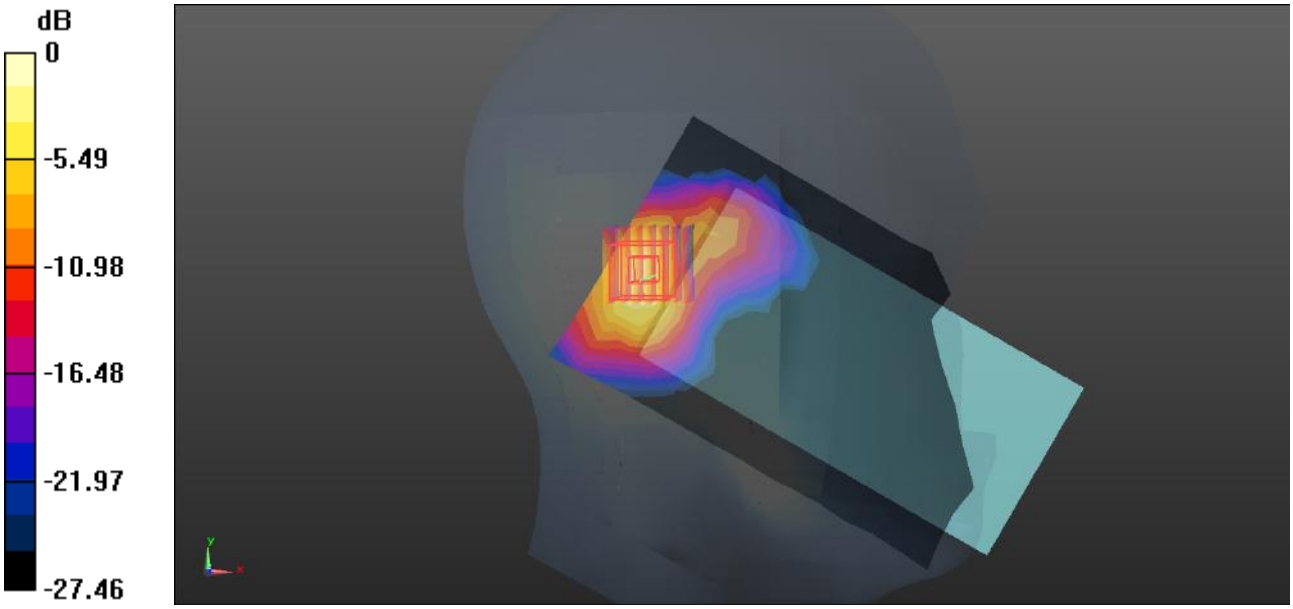

0 dB = 0.390 W/kg = -4.09 dBW/kg

Test Plot 143#: LTE Band 40B_Head Right Cheek_1RB_Middle

DUT: Mobile Phone; Type: A666LN; Serial: 2BZF-3

Communication System: Generic TDD-LTE; Frequency: 2355 MHz;Duty Cycle: 1:3.33
Medium parameters used (interpolated): f = 2355 MHz; σ = 1.769 S/m; ε_r = 39.077; ρ = 1000 kg/m^3
Phantom section: Right Section

DASY5 Configuration:

- Probe: EX3DV4 - SN7522; ConvF(7.67, 7.67, 7.67) @ 2355 MHz; Calibrated: 2023/5/29
- Sensor-Surface: 1.4mm (Mechanical Surface Detection)
- Electronics: DAE4 Sn1354; Calibrated: 2022/10/31
- Phantom: Twin SAM V5.0; Type: QD000P40CD; Serial: TP:1470
- Measurement SW: DASY52, Version 52.10 (2); SEMCAD X Version 14.6.12 (7470)

Area Scan (10x17x1): Measurement grid: dx=12mm, dy=12mm
Maximum value of SAR (measured) = 0.399 W/kg

Zoom Scan (7x7x7)/Cube 0: Measurement grid: dx=5mm, dy=5mm, dz=5mm
Reference Value = 2.128 V/m; Power Drift = 0.14 dB
Peak SAR (extrapolated) = 0.656 W/kg
SAR(1 g) = 0.374 W/kg; SAR(10 g) = 0.174 W/kg
Maximum value of SAR (measured) = 0.568 W/kg

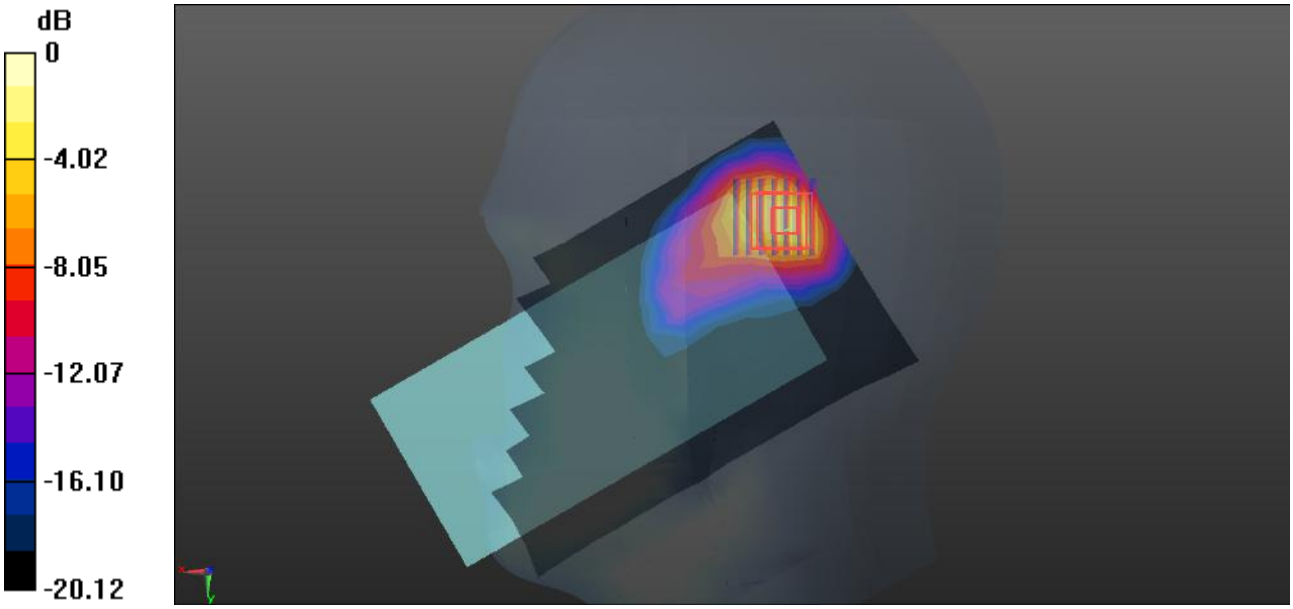

0 dB = 0.568 W/kg = -2.46 dBW/kg

Test Plot 144#: LTE Band 40B_Head Right Cheek_50%RB_Middle

DUT: Mobile Phone; Type: A666LN; Serial: 2BZF-3

Communication System: Generic TDD-LTE; Frequency: 2355 MHz;Duty Cycle: 1:3.33
Medium parameters used (interpolated): f = 2355 MHz; σ = 1.769 S/m; ε_r = 39.077; ρ = 1000 kg/m^3
Phantom section: Right Section

DASY5 Configuration:

- Probe: EX3DV4 - SN7522; ConvF(7.67, 7.67, 7.67) @ 2355 MHz; Calibrated: 2023/5/29
- Sensor-Surface: 1.4mm (Mechanical Surface Detection)
- Electronics: DAE4 Sn1354; Calibrated: 2022/10/31
- Phantom: Twin SAM V5.0; Type: QD000P40CD; Serial: TP:1470
- Measurement SW: DASY52, Version 52.10 (2); SEMCAD X Version 14.6.12 (7470)

Area Scan (10x17x1): Measurement grid: dx=12mm, dy=12mm
Maximum value of SAR (measured) = 0.311 W/kg

Zoom Scan (7x7x7)/Cube 0: Measurement grid: dx=5mm, dy=5mm, dz=5mm
Reference Value = 1.545 V/m; Power Drift = 0.19 dB
Peak SAR (extrapolated) = 0.523 W/kg
SAR(1 g) = 0.297 W/kg; SAR(10 g) = 0.137 W/kg
Maximum value of SAR (measured) = 0.466 W/kg

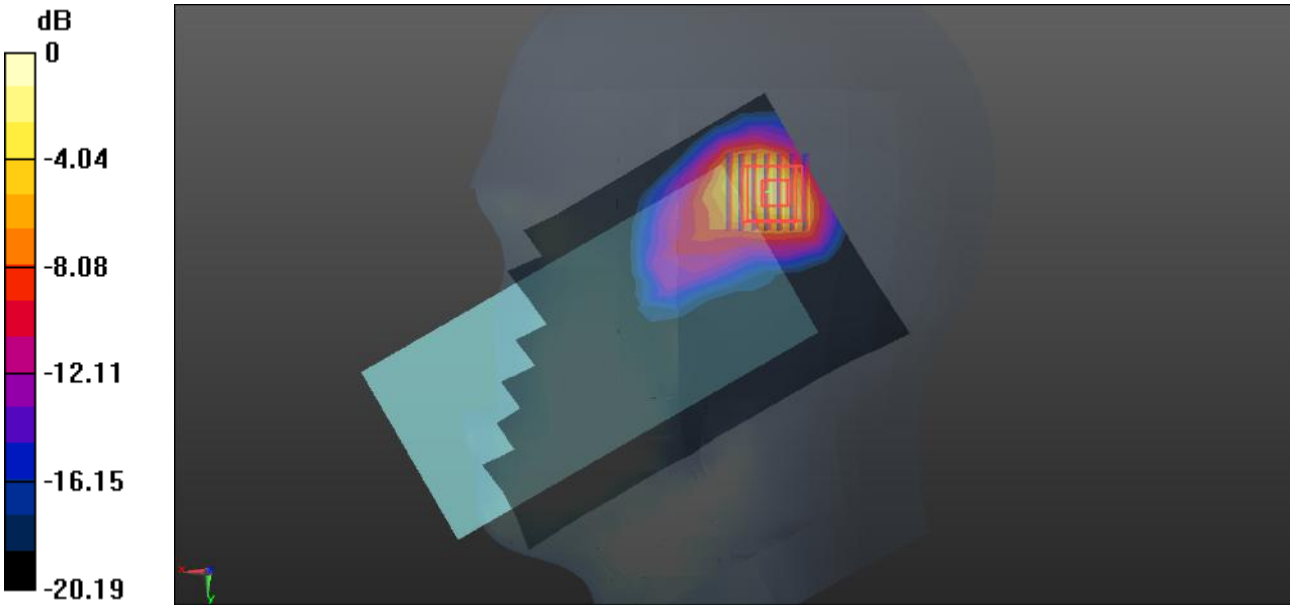

0 dB = 0.466 W/kg = -3.32 dBW/kg

Test Plot 145#: LTE Band 40B_Head Right Tilt_1RB_Middle

DUT: Mobile Phone; Type: A666LN; Serial: 2BZF-3

Communication System: Generic TDD-LTE; Frequency: 2355 MHz;Duty Cycle: 1:3.33
Medium parameters used (interpolated): f = 2355 MHz; σ = 1.769 S/m; ε_r = 39.077; ρ = 1000 kg/m^3
Phantom section: Right Section

DASY5 Configuration:

- Probe: EX3DV4 - SN7522; ConvF(7.67, 7.67, 7.67) @ 2355 MHz; Calibrated: 2023/5/29
- Sensor-Surface: 1.4mm (Mechanical Surface Detection)
- Electronics: DAE4 Sn1354; Calibrated: 2022/10/31
- Phantom: Twin SAM V5.0; Type: QD000P40CD; Serial: TP:1470
- Measurement SW: DASY52, Version 52.10 (2); SEMCAD X Version 14.6.12 (7470)

Area Scan (10x17x1): Measurement grid: dx=12mm, dy=12mm
Maximum value of SAR (measured) = 1.03 W/kg

Zoom Scan (7x7x7)/Cube 0: Measurement grid: dx=5mm, dy=5mm, dz=5mm
Reference Value = 10.40 V/m; Power Drift = -0.07 dB
Peak SAR (extrapolated) = 1.22 W/kg
SAR(1 g) = 0.657 W/kg; SAR(10 g) = 0.282 W/kg
Maximum value of SAR (measured) = 1.04 W/kg

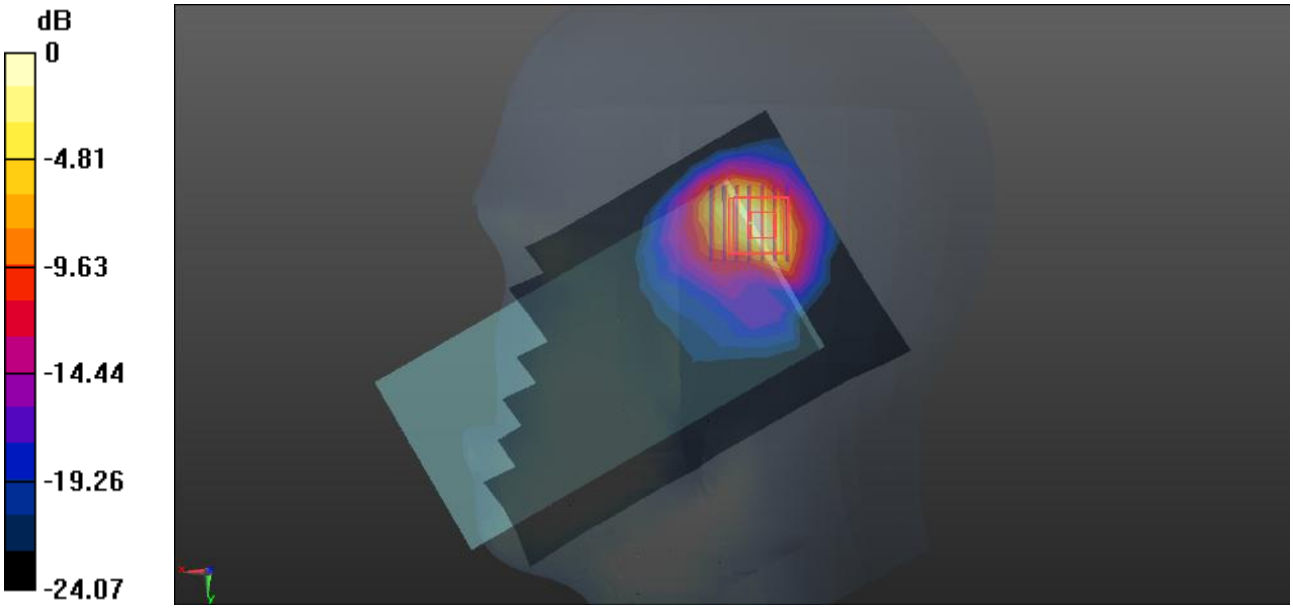

0 dB = 1.04 W/kg = 0.17 dBW/kg

Test Plot 146#: LTE Band 40B_Head Right Tilt_50%RB_Middle

DUT: Mobile Phone; Type: A666LN; Serial: 2BZF-3

Communication System: Generic TDD-LTE; Frequency: 2355 MHz;Duty Cycle: 1:3.33
Medium parameters used (interpolated): f = 2355 MHz; σ = 1.769 S/m; ε_r = 39.077; ρ = 1000 kg/m^3
Phantom section: Right Section

DASY5 Configuration:

- Probe: EX3DV4 - SN7522; ConvF(7.67, 7.67, 7.67) @ 2355 MHz; Calibrated: 2023/5/29
- Sensor-Surface: 1.4mm (Mechanical Surface Detection)
- Electronics: DAE4 Sn1354; Calibrated: 2022/10/31
- Phantom: Twin SAM V5.0; Type: QD000P40CD; Serial: TP:1470
- Measurement SW: DASY52, Version 52.10 (2); SEMCAD X Version 14.6.12 (7470)

Area Scan (10x17x1): Measurement grid: dx=12mm, dy=12mm
Maximum value of SAR (measured) = 0.803 W/kg

Zoom Scan (7x7x7)/Cube 0: Measurement grid: dx=5mm, dy=5mm, dz=5mm
Reference Value = 8.749 V/m; Power Drift = 0.10 dB
Peak SAR (extrapolated) = 1.01 W/kg
SAR(1 g) = 0.535 W/kg; SAR(10 g) = 0.230 W/kg
Maximum value of SAR (measured) = 0.860 W/kg

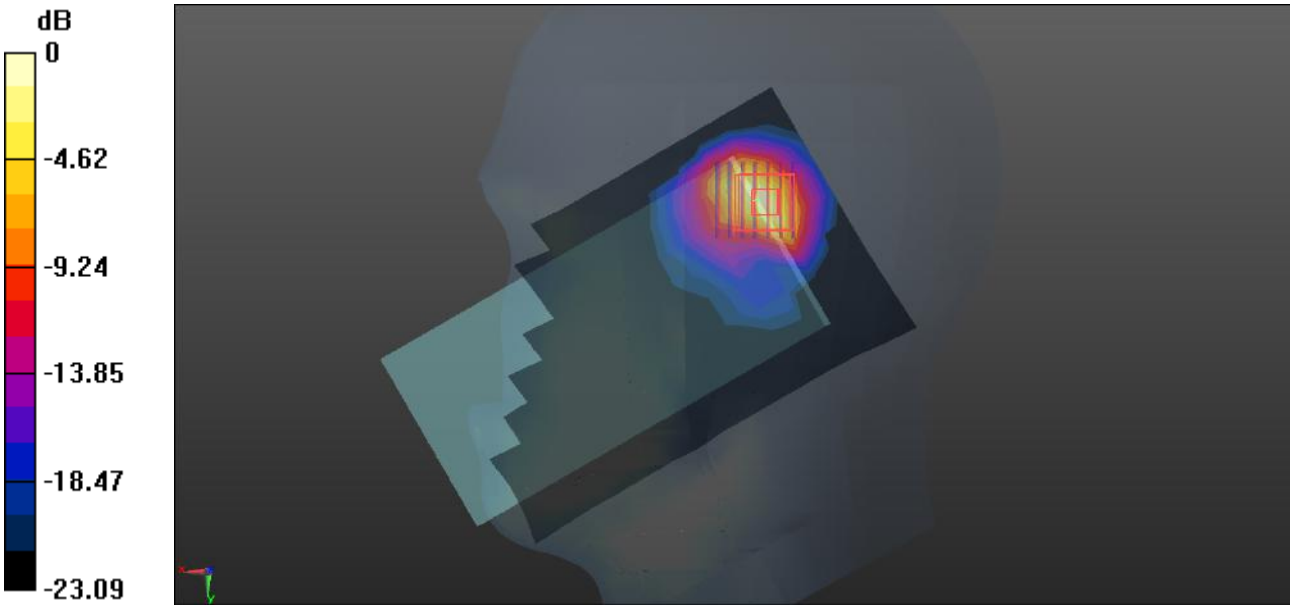

0 dB = 0.860 W/kg = -0.66 dBW/kg

Test Plot 147#: LTE Band 40B_Body Front_1RB_Middle

DUT: Mobile Phone; Type: A666LN; Serial: 2BZF-3

Communication System: Generic TDD-LTE; Frequency: 2355 MHz;Duty Cycle: 1:3.33
Medium parameters used (interpolated): f = 2355 MHz; σ = 1.769 S/m; ε_r = 39.077; ρ = 1000 kg/m^3
Phantom section: Flat Section

DASY5 Configuration:

- Probe: EX3DV4 - SN7522; ConvF(7.67, 7.67, 7.67) @ 2355 MHz; Calibrated: 2023/5/29
- Sensor-Surface: 1.4mm (Mechanical Surface Detection)
- Electronics: DAE4 Sn1354; Calibrated: 2022/10/31
- Phantom: Twin SAM V5.0; Type: QD000P40CD; Serial: TP:1470
- Measurement SW: DASY52, Version 52.10 (2); SEMCAD X Version 14.6.12 (7470)

Area Scan (10x17x1): Measurement grid: dx=12mm, dy=12mm
Maximum value of SAR (measured) = 0.158 W/kg

Zoom Scan (7x7x7)/Cube 0: Measurement grid: dx=5mm, dy=5mm, dz=5mm
Reference Value = 1.424 V/m; Power Drift = 0.07 dB
Peak SAR (extrapolated) = 0.187 W/kg
SAR(1 g) = 0.119 W/kg; SAR(10 g) = 0.060 W/kg
Maximum value of SAR (measured) = 0.169 W/kg

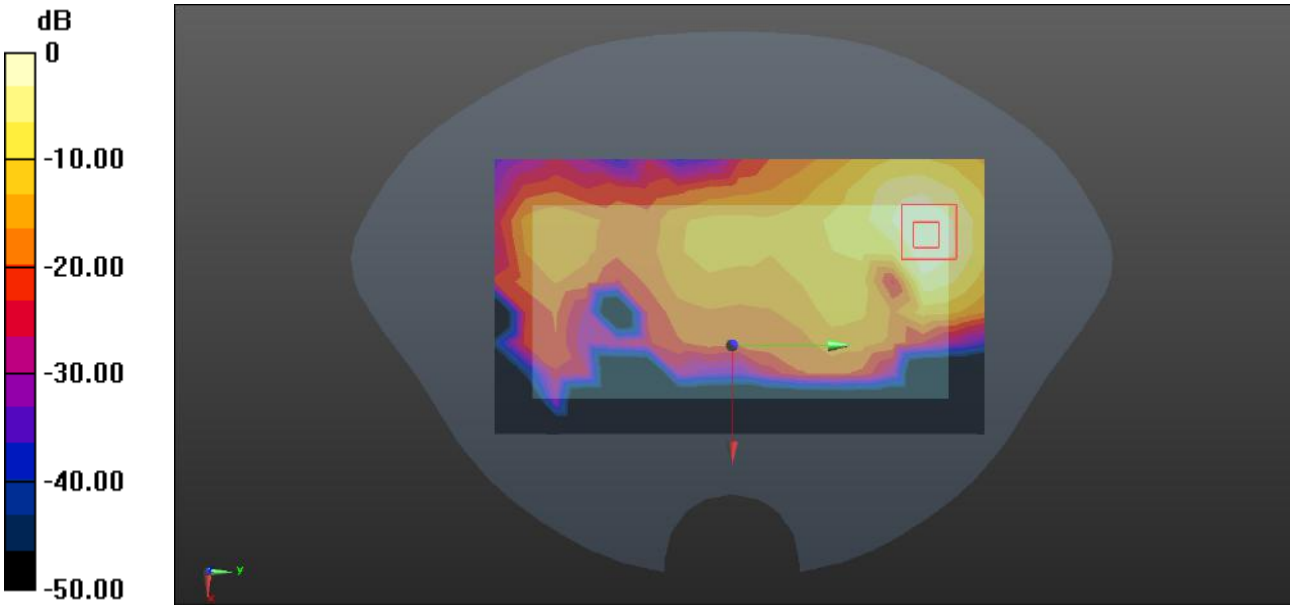

0 dB = 0.169 W/kg = -7.72 dBW/kg

Test Plot 148#: LTE Band 40B_Body Front_50%RB_Middle

DUT: Mobile Phone; Type: A666LN; Serial: 2BZF-3

Communication System: Generic TDD-LTE; Frequency: 2355 MHz;Duty Cycle: 1:3.33
Medium parameters used (interpolated): f = 2355 MHz; σ = 1.769 S/m; ε_r = 39.077; ρ = 1000 kg/m^3
Phantom section: Flat Section

DASY5 Configuration:

- Probe: EX3DV4 - SN7522; ConvF(7.67, 7.67, 7.67) @ 2355 MHz; Calibrated: 2023/5/29
- Sensor-Surface: 1.4mm (Mechanical Surface Detection)
- Electronics: DAE4 Sn1354; Calibrated: 2022/10/31
- Phantom: Twin SAM V5.0; Type: QD000P40CD; Serial: TP:1470
- Measurement SW: DASY52, Version 52.10 (2); SEMCAD X Version 14.6.12 (7470)

Area Scan (10x17x1): Measurement grid: dx=12mm, dy=12mm
Maximum value of SAR (measured) = 0.120 W/kg

Zoom Scan (7x7x7)/Cube 0: Measurement grid: dx=5mm, dy=5mm, dz=5mm
Reference Value = 1.354 V/m; Power Drift = 0.05 dB
Peak SAR (extrapolated) = 0.145 W/kg
SAR(1 g) = 0.091 W/kg; SAR(10 g) = 0.046 W/kg
Maximum value of SAR (measured) = 0.132 W/kg

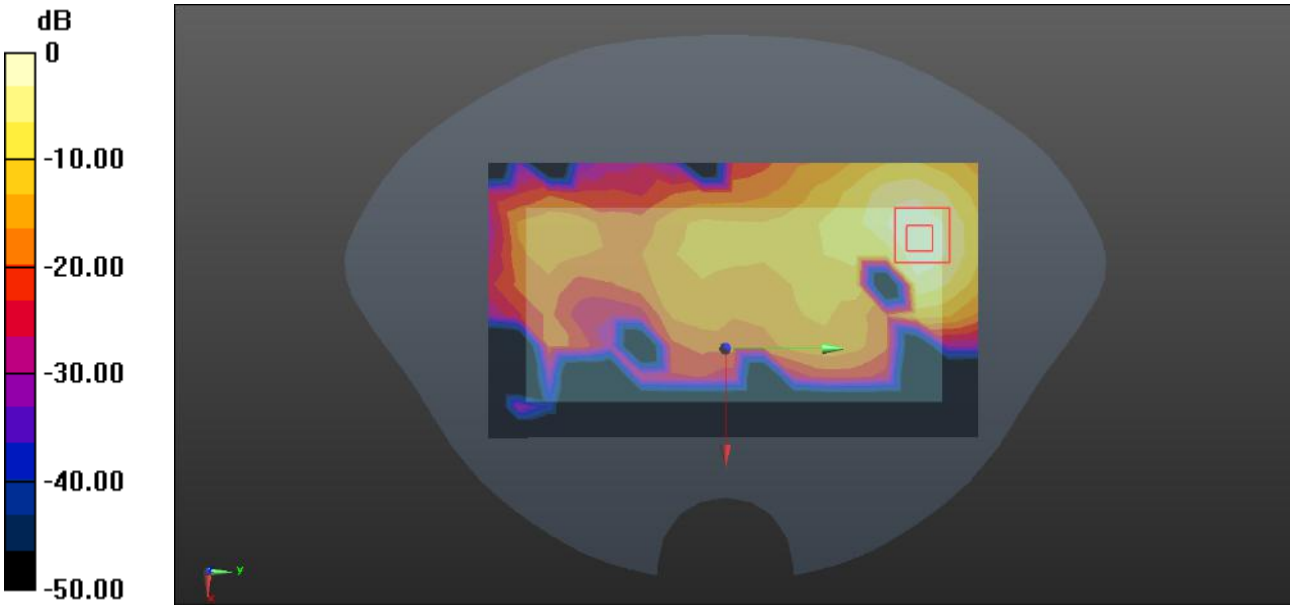

0 dB = 0.132 W/kg = -8.79 dBW/kg

Test Plot 149#: LTE Band 40B_Body Back_1RB_Middle

DUT: Mobile Phone; Type: A666LN; Serial: 2BZF-3

Communication System: Generic TDD-LTE; Frequency: 2355 MHz;Duty Cycle: 1:3.33
Medium parameters used (interpolated): f = 2355 MHz; σ = 1.769 S/m; ε_r = 39.077; ρ = 1000 kg/m^3
Phantom section: Flat Section

DASY5 Configuration:

- Probe: EX3DV4 - SN7522; ConvF(7.67, 7.67, 7.67) @ 2355 MHz; Calibrated: 2023/5/29
- Sensor-Surface: 1.4mm (Mechanical Surface Detection)
- Electronics: DAE4 Sn1354; Calibrated: 2022/10/31
- Phantom: Twin SAM V5.0; Type: QD000P40CD; Serial: TP:1470
- Measurement SW: DASY52, Version 52.10 (2); SEMCAD X Version 14.6.12 (7470)

Area Scan (10x17x1): Measurement grid: dx=12mm, dy=12mm
Maximum value of SAR (measured) = 0.399 W/kg

Zoom Scan (7x7x7)/Cube 0: Measurement grid: dx=5mm, dy=5mm, dz=5mm
Reference Value = 0.5830 V/m; Power Drift = 0.11 dB
Peak SAR (extrapolated) = 0.501 W/kg
SAR(1 g) = 0.315 W/kg; SAR(10 g) = 0.149 W/kg
Maximum value of SAR (measured) = 0.447 W/kg

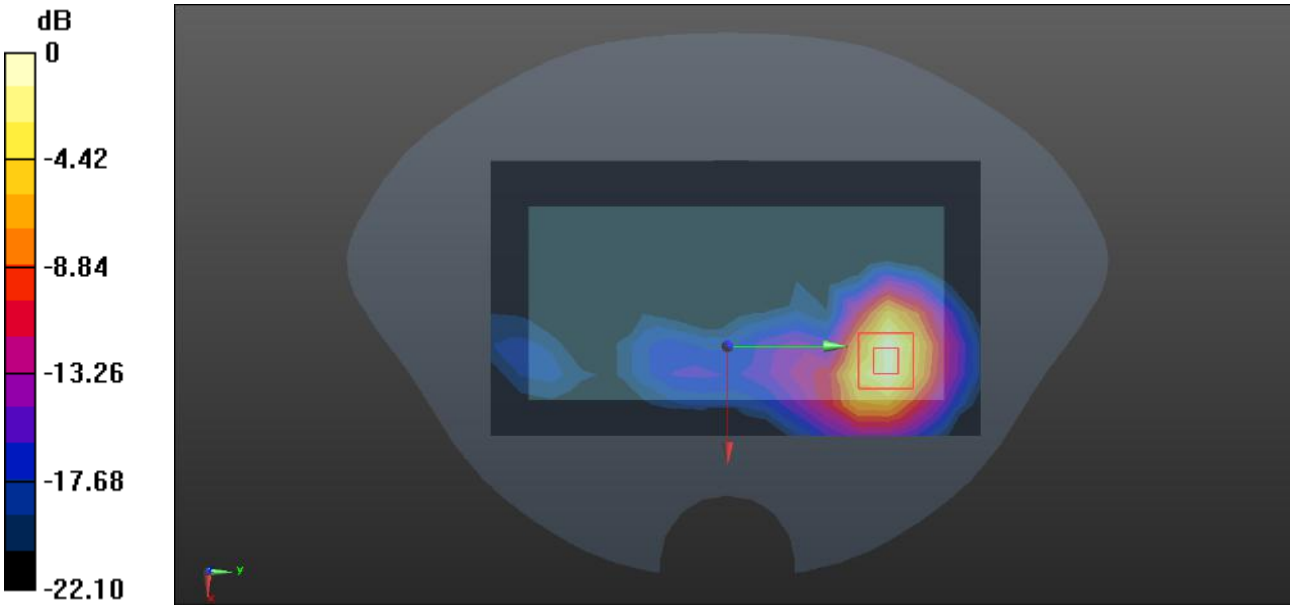

0 dB = 0.447 W/kg = -3.50 dBW/kg

Test Plot 150#: LTE Band 40B_Body Back_50%RB_Middle

DUT: Mobile Phone; Type: A666LN; Serial: 2BZF-3

Communication System: Generic TDD-LTE; Frequency: 2355 MHz;Duty Cycle: 1:3.33
Medium parameters used (interpolated): f = 2355 MHz; σ = 1.769 S/m; ε_r = 39.077; ρ = 1000 kg/m^3
Phantom section: Flat Section

DASY5 Configuration:

- Probe: EX3DV4 - SN7522; ConvF(7.67, 7.67, 7.67) @ 2355 MHz; Calibrated: 2023/5/29
- Sensor-Surface: 1.4mm (Mechanical Surface Detection)
- Electronics: DAE4 Sn1354; Calibrated: 2022/10/31
- Phantom: Twin SAM V5.0; Type: QD000P40CD; Serial: TP:1470
- Measurement SW: DASY52, Version 52.10 (2); SEMCAD X Version 14.6.12 (7470)

Area Scan (10x17x1): Measurement grid: dx=12mm, dy=12mm
Maximum value of SAR (measured) = 0.308 W/kg

Zoom Scan (7x7x7)/Cube 0: Measurement grid: dx=5mm, dy=5mm, dz=5mm
Reference Value = 0.4390 V/m; Power Drift = 0.00 dB
Peak SAR (extrapolated) = 0.393 W/kg
SAR(1 g) = 0.246 W/kg; SAR(10 g) = 0.116 W/kg
Maximum value of SAR (measured) = 0.363 W/kg

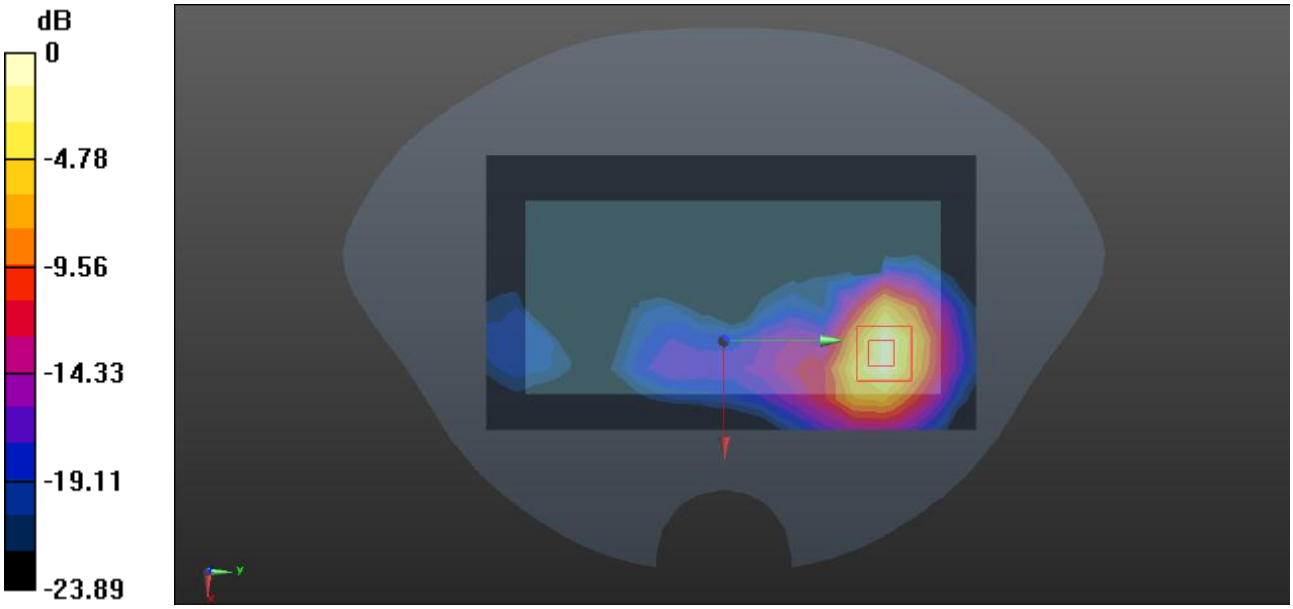

0 dB = 0.363 W/kg = -4.40 dBW/kg

Test Plot 151#: LTE Band 40B_Body Left_1RB_Middle

DUT: Mobile Phone; Type: A666LN; Serial: 2BZF-3

Communication System: Generic TDD-LTE; Frequency: 2355 MHz;Duty Cycle: 1:3.33
Medium parameters used (interpolated): f = 2355 MHz; σ = 1.769 S/m; ε_r = 39.077; ρ = 1000 kg/m^3
Phantom section: Flat Section

DASY5 Configuration:

- Probe: EX3DV4 - SN7522; ConvF(7.67, 7.67, 7.67) @ 2355 MHz; Calibrated: 2023/5/29
- Sensor-Surface: 1.4mm (Mechanical Surface Detection)
- Electronics: DAE4 Sn1354; Calibrated: 2022/10/31
- Phantom: Twin SAM V5.0; Type: QD000P40CD; Serial: TP:1470
- Measurement SW: DASY52, Version 52.10 (2); SEMCAD X Version 14.6.12 (7470)

Area Scan (6x17x1): Measurement grid: dx=12mm, dy=12mm
Maximum value of SAR (measured) = 0.0710 W/kg

Zoom Scan (7x7x7)/Cube 0: Measurement grid: dx=5mm, dy=5mm, dz=5mm
Reference Value = 4.193 V/m; Power Drift = 0.02 dB
Peak SAR (extrapolated) = 0.0850 W/kg
SAR(1 g) = 0.051 W/kg; SAR(10 g) = 0.028 W/kg
Maximum value of SAR (measured) = 0.0762 W/kg

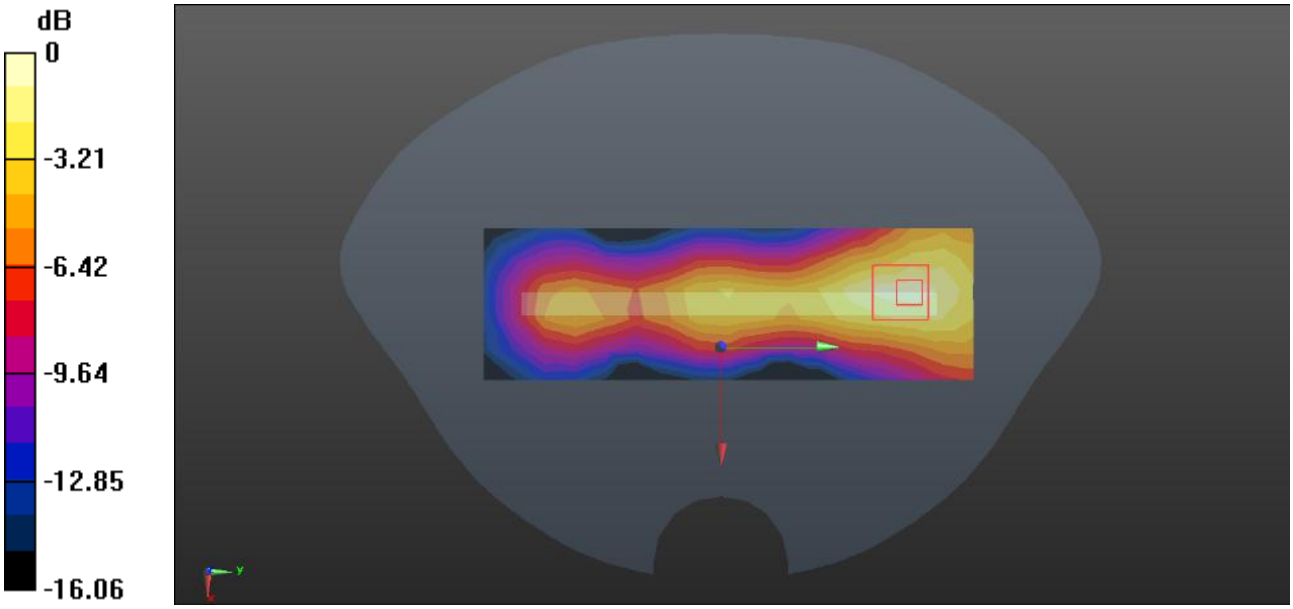

0 dB = 0.0762 W/kg = -11.18 dBW/kg

Test Plot 152#: LTE Band 40B_Body Left_50%RB_Middle

DUT: Mobile Phone; Type: A666LN; Serial: 2BZF-3

Communication System: Generic TDD-LTE; Frequency: 2355 MHz;Duty Cycle: 1:3.33
Medium parameters used (interpolated): f = 2355 MHz; σ = 1.769 S/m; ε_r = 39.077; ρ = 1000 kg/m^3
Phantom section: Flat Section

DASY5 Configuration:

- Probe: EX3DV4 - SN7522; ConvF(7.67, 7.67, 7.67) @ 2355 MHz; Calibrated: 2023/5/29
- Sensor-Surface: 1.4mm (Mechanical Surface Detection)
- Electronics: DAE4 Sn1354; Calibrated: 2022/10/31
- Phantom: Twin SAM V5.0; Type: QD000P40CD; Serial: TP:1470
- Measurement SW: DASY52, Version 52.10 (2); SEMCAD X Version 14.6.12 (7470)

Area Scan (6x17x1): Measurement grid: dx=12mm, dy=12mm
Maximum value of SAR (measured) = 0.0555 W/kg

Zoom Scan (7x7x7)/Cube 0: Measurement grid: dx=5mm, dy=5mm, dz=5mm
Reference Value = 4.071 V/m; Power Drift = 0.12 dB
Peak SAR (extrapolated) = 0.0650 W/kg
SAR(1 g) = 0.039 W/kg; SAR(10 g) = 0.022 W/kg
Maximum value of SAR (measured) = 0.0576 W/kg

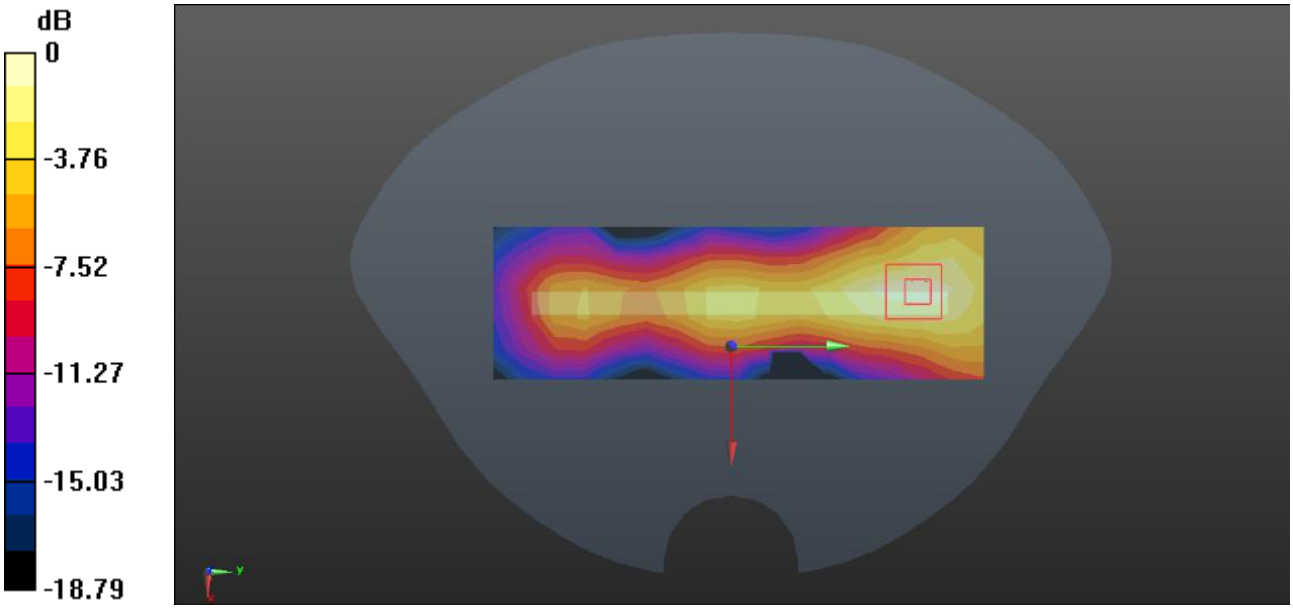

0 dB = 0.0576 W/kg = -12.40 dBW/kg

Test Plot 153#: LTE Band 40B_Body Top_1RB_Middle

DUT: Mobile Phone; Type: A666LN; Serial: 2BZF-3

Communication System: Generic TDD-LTE; Frequency: 2355 MHz;Duty Cycle: 1:3.33
Medium parameters used (interpolated): f = 2355 MHz; σ = 1.769 S/m; ε_r = 39.077; ρ = 1000 kg/m^3
Phantom section: Flat Section

DASY5 Configuration:

- Probe: EX3DV4 - SN7522; ConvF(7.67, 7.67, 7.67) @ 2355 MHz; Calibrated: 2023/5/29
- Sensor-Surface: 1.4mm (Mechanical Surface Detection)
- Electronics: DAE4 Sn1354; Calibrated: 2022/10/31
- Phantom: Twin SAM V5.0; Type: QD000P40CD; Serial: TP:1470
- Measurement SW: DASY52, Version 52.10 (2); SEMCAD X Version 14.6.12 (7470)

Area Scan (6x8x1): Measurement grid: dx=12mm, dy=12mm
Maximum value of SAR (measured) = 0.846 W/kg

Zoom Scan (7x7x7)/Cube 0: Measurement grid: dx=5mm, dy=5mm, dz=5mm
Reference Value = 4.572 V/m; Power Drift = 0.07 dB
Peak SAR (extrapolated) = 0.940 W/kg
SAR(1 g) = 0.548 W/kg; SAR(10 g) = 0.243 W/kg
Maximum value of SAR (measured) = 0.852 W/kg

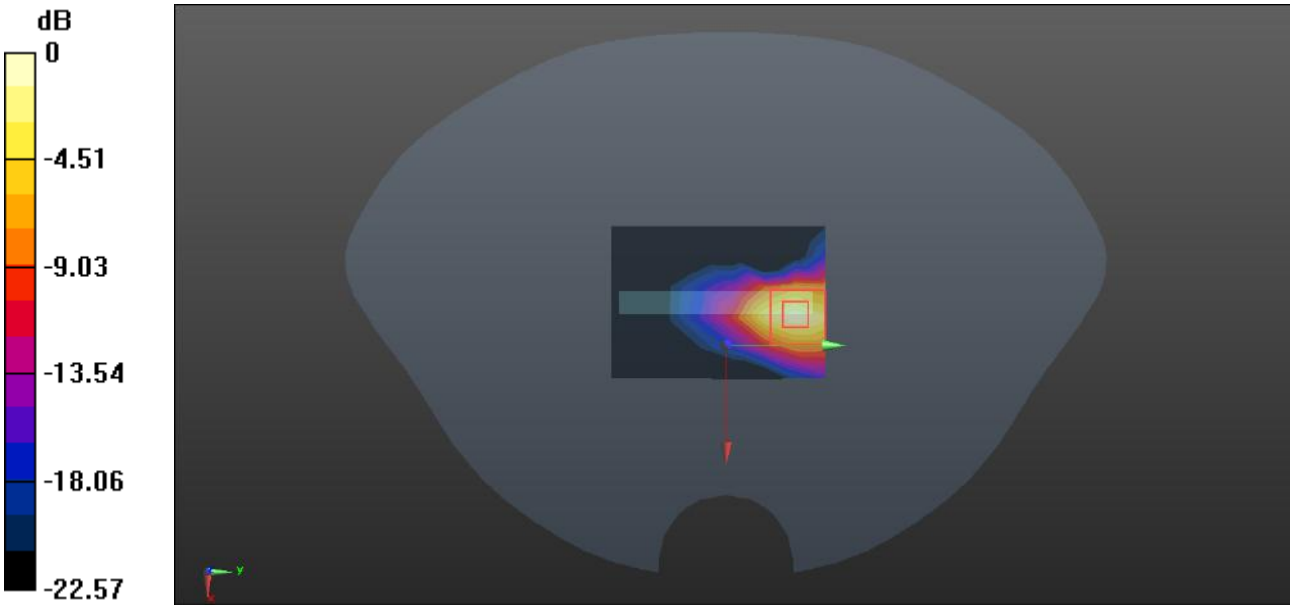

0 dB = 0.852 W/kg = -0.70 dBW/kg

Test Plot 154#: LTE Band 40B_Body Top_50%RB_Middle

DUT: Mobile Phone; Type: A666LN; Serial: 2BZF-3

Communication System: Generic TDD-LTE; Frequency: 2355 MHz;Duty Cycle: 1:3.33
Medium parameters used (interpolated): f = 2355 MHz; σ = 1.769 S/m; ε_r = 39.077; ρ = 1000 kg/m^3
Phantom section: Flat Section

DASY5 Configuration:

- Probe: EX3DV4 - SN7522; ConvF(7.67, 7.67, 7.67) @ 2355 MHz; Calibrated: 2023/5/29
- Sensor-Surface: 1.4mm (Mechanical Surface Detection)
- Electronics: DAE4 Sn1354; Calibrated: 2022/10/31
- Phantom: Twin SAM V5.0; Type: QD000P40CD; Serial: TP:1470
- Measurement SW: DASY52, Version 52.10 (2); SEMCAD X Version 14.6.12 (7470)

Area Scan (6x8x1): Measurement grid: dx=12mm, dy=12mm
Maximum value of SAR (measured) = 0.658 W/kg

Zoom Scan (7x7x7)/Cube 0: Measurement grid: dx=5mm, dy=5mm, dz=5mm
Reference Value = 4.033 V/m; Power Drift = 0.00 dB
Peak SAR (extrapolated) = 0.743 W/kg
SAR(1 g) = 0.428 W/kg; SAR(10 g) = 0.189 W/kg
Maximum value of SAR (measured) = 0.672 W/kg

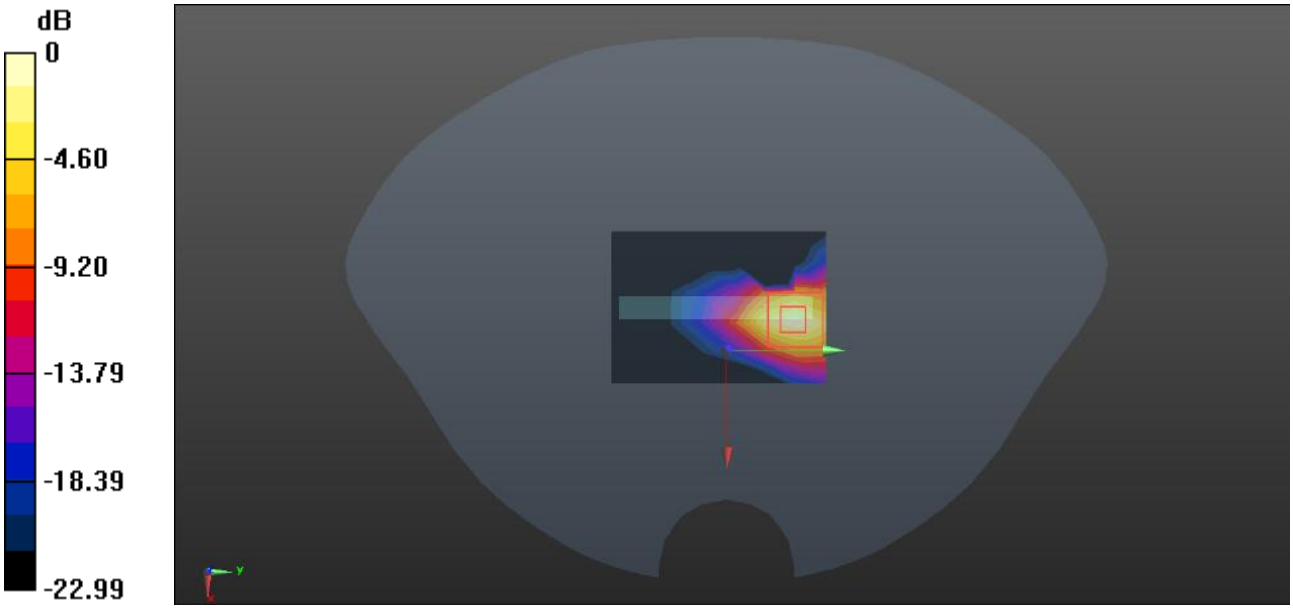

0 dB = 0.672 W/kg = -1.73 dBW/kg

Test Plot 155#: LTE Band 41_Head Left Cheek_1RB_Middle

DUT: Mobile Phone; Type: A666LN; Serial: 2BZF-3

Communication System: Generic TDD-LTE; Frequency: 2595 MHz;Duty Cycle: 1:1.58
Medium parameters used (interpolated): f = 2595 MHz; σ = 1.987 S/m; ε_r = 39.952; ρ = 1000 kg/m^3
Phantom section: Left Section

DASY5 Configuration:

- Probe: EX3DV4 - SN7522; ConvF(7.23, 7.23, 7.23) @ 2595 MHz; Calibrated: 2023/5/29
- Sensor-Surface: 1.4mm (Mechanical Surface Detection)
- Electronics: DAE4 Sn1354; Calibrated: 2022/10/31
- Phantom: Twin SAM V5.0; Type: QD000P40CD; Serial: TP:1470
- Measurement SW: DASY52, Version 52.10 (2); SEMCAD X Version 14.6.12 (7470)

Area Scan (11x11x1): Measurement grid: dx=10mm, dy=10mm
Maximum value of SAR (measured) = 0.114 W/kg

Zoom Scan (7x7x7)/Cube 0: Measurement grid: dx=5mm, dy=5mm, dz=5mm
Reference Value = 5.664 V/m; Power Drift = -0.02 dB
Peak SAR (extrapolated) = 0.127 W/kg
SAR(1 g) = 0.085 W/kg; SAR(10 g) = 0.048 W/kg
Maximum value of SAR (measured) = 0.117 W/kg



0 dB = 0.117 W/kg = -9.32 dBW/kg

Test Plot 156#: LTE Band 41_Head Left Cheek_50%RB_Middle

DUT: Mobile Phone; Type: A666LN; Serial: 2BZF-3

Communication System: Generic TDD-LTE; Frequency: 2595 MHz;Duty Cycle: 1:1.58
Medium parameters used (interpolated): f = 2595 MHz; σ = 1.987 S/m; ε_r = 39.952; ρ = 1000 kg/m^3
Phantom section: Left Section

DASY5 Configuration:

- Probe: EX3DV4 - SN7522; ConvF(7.23, 7.23, 7.23) @ 2595 MHz; Calibrated: 2023/5/29
- Sensor-Surface: 1.4mm (Mechanical Surface Detection)
- Electronics: DAE4 Sn1354; Calibrated: 2022/10/31
- Phantom: Twin SAM V5.0; Type: QD000P40CD; Serial: TP:1470
- Measurement SW: DASY52, Version 52.10 (2); SEMCAD X Version 14.6.12 (7470)

Area Scan (11x11x1): Measurement grid: dx=10mm, dy=10mm
Maximum value of SAR (measured) = 0.0873 W/kg

Zoom Scan (7x7x7)/Cube 0: Measurement grid: dx=5mm, dy=5mm, dz=5mm
Reference Value = 4.608 V/m; Power Drift = -0.06 dB
Peak SAR (extrapolated) = 0.0960 W/kg
SAR(1 g) = 0.065 W/kg; SAR(10 g) = 0.037 W/kg
Maximum value of SAR (measured) = 0.0866 W/kg

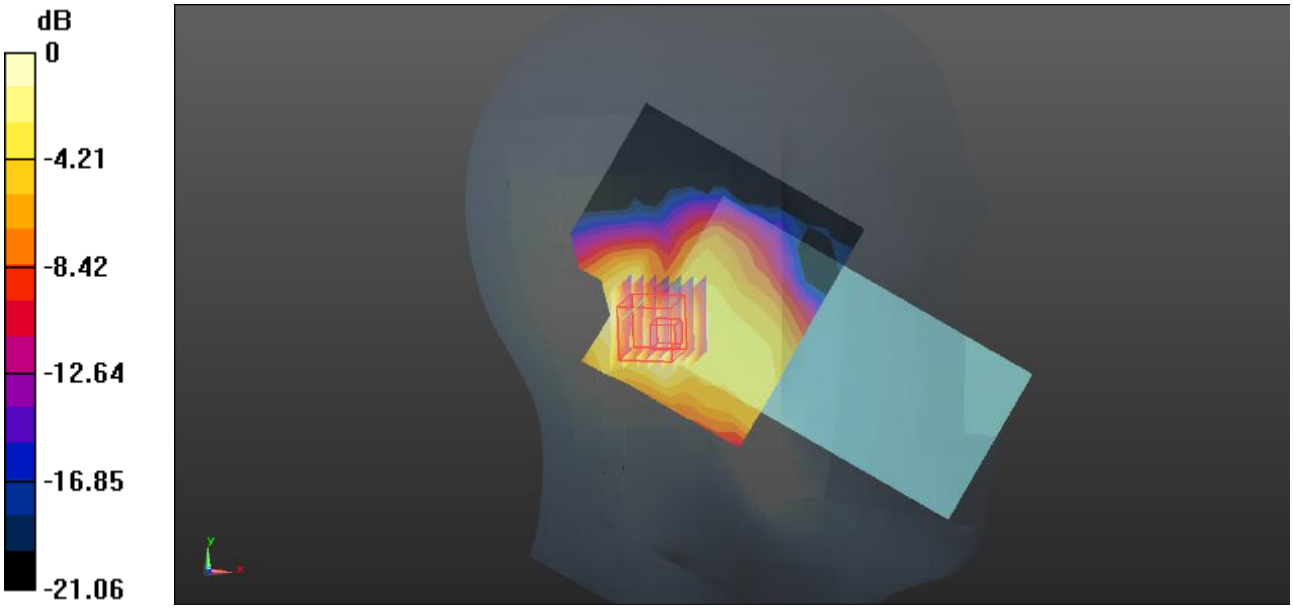

0 dB = 0.0866 W/kg = -10.62 dBW/kg

Test Plot 157#: LTE Band 41_Head Left Tilt_1RB_Middle

DUT: Mobile Phone; Type: A666LN; Serial: 2BZF-3

Communication System: Generic TDD-LTE; Frequency: 2595 MHz;Duty Cycle: 1:1.58
Medium parameters used (interpolated): f = 2595 MHz; σ = 1.987 S/m; ε_r = 39.952; ρ = 1000 kg/m3
Phantom section: Left Section

DASY5 Configuration:

- Probe: EX3DV4 - SN7522; ConvF(7.23, 7.23, 7.23) @ 2595 MHz; Calibrated: 2023/5/29
- Sensor-Surface: 1.4mm (Mechanical Surface Detection)
- Electronics: DAE4 Sn1354; Calibrated: 2022/10/31
- Phantom: Twin SAM V5.0; Type: QD000P40CD; Serial: TP:1470
- Measurement SW: DASY52, Version 52.10 (2); SEMCAD X Version 14.6.12 (7470)

Area Scan (11x11x1): Measurement grid: dx=10mm, dy=10mm
Maximum value of SAR (measured) = 0.166 W/kg

Zoom Scan (7x7x7)/Cube 0: Measurement grid: dx=5mm, dy=5mm, dz=5mm
Reference Value = 4.996 V/m; Power Drift = -0.20 dB
Peak SAR (extrapolated) = 0.183 W/kg
SAR(1 g) = 0.123 W/kg; SAR(10 g) = 0.066 W/kg
Maximum value of SAR (measured) = 0.169 W/kg



0 dB = 0.169 W/kg = -7.72 dBW/kg

Test Plot 158#: LTE Band 41_Head Left Tilt_50%RB_Middle

DUT: Mobile Phone; Type: A666LN; Serial: 2BZF-3

Communication System: Generic TDD-LTE; Frequency: 2595 MHz;Duty Cycle: 1:1.58
Medium parameters used (interpolated): f = 2595 MHz; σ = 1.987 S/m; ε_r = 39.952; ρ = 1000 kg/m3
Phantom section: Left Section

DASY5 Configuration:

- Probe: EX3DV4 - SN7522; ConvF(7.23, 7.23, 7.23) @ 2595 MHz; Calibrated: 2023/5/29
- Sensor-Surface: 1.4mm (Mechanical Surface Detection)
- Electronics: DAE4 Sn1354; Calibrated: 2022/10/31
- Phantom: Twin SAM V5.0; Type: QD000P40CD; Serial: TP:1470
- Measurement SW: DASY52, Version 52.10 (2); SEMCAD X Version 14.6.12 (7470)

Area Scan (11x11x1): Measurement grid: dx=10mm, dy=10mm
Maximum value of SAR (measured) = 0.126 W/kg

Zoom Scan (7x7x7)/Cube 0: Measurement grid: dx=5mm, dy=5mm, dz=5mm
Reference Value = 4.245 V/m; Power Drift = -0.02 dB
Peak SAR (extrapolated) = 0.142 W/kg
SAR(1 g) = 0.094 W/kg; SAR(10 g) = 0.050 W/kg
Maximum value of SAR (measured) = 0.131 W/kg

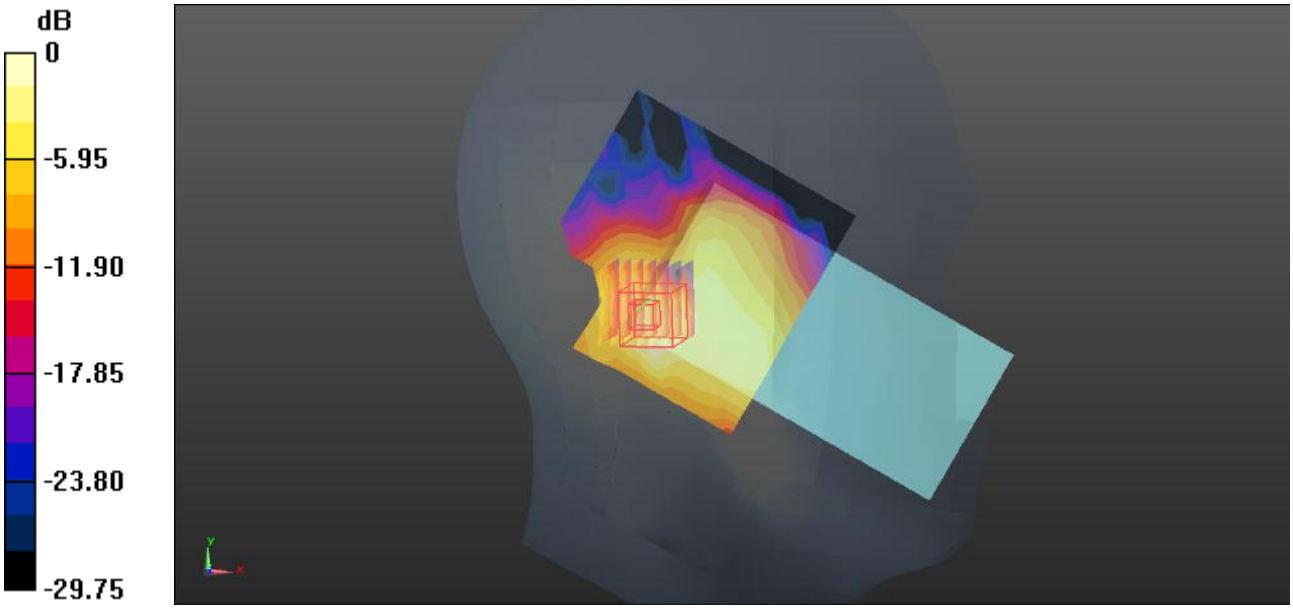

0 dB = 0.131 W/kg = -8.83 dBW/kg

Test Plot 159#: LTE Band 41_Head Right Cheek_1RB_Middle

DUT: Mobile Phone; Type: A666LN; Serial: 2BZF-3

Communication System: Generic TDD-LTE; Frequency: 2595 MHz;Duty Cycle: 1:1.58
Medium parameters used (interpolated): f = 2595 MHz; σ = 1.987 S/m; ε_r = 39.952; ρ = 1000 kg/m^3
Phantom section: Right Section

DASY5 Configuration:

- Probe: EX3DV4 - SN7522; ConvF(7.23, 7.23, 7.23) @ 2595 MHz; Calibrated: 2023/5/29
- Sensor-Surface: 1.4mm (Mechanical Surface Detection)
- Electronics: DAE4 Sn1354; Calibrated: 2022/10/31
- Phantom: Twin SAM V5.0; Type: QD000P40CD; Serial: TP:1470
- Measurement SW: DASY52, Version 52.10 (2); SEMCAD X Version 14.6.12 (7470)

Area Scan (11x11x1): Measurement grid: dx=10mm, dy=10mm
Maximum value of SAR (measured) = 0.375 W/kg

Zoom Scan (7x7x7)/Cube 0: Measurement grid: dx=5mm, dy=5mm, dz=5mm
Reference Value = 3.499 V/m; Power Drift = 0.16 dB
Peak SAR (extrapolated) = 0.418 W/kg
SAR(1 g) = 0.265 W/kg; SAR(10 g) = 0.139 W/kg
Maximum value of SAR (measured) = 0.374 W/kg

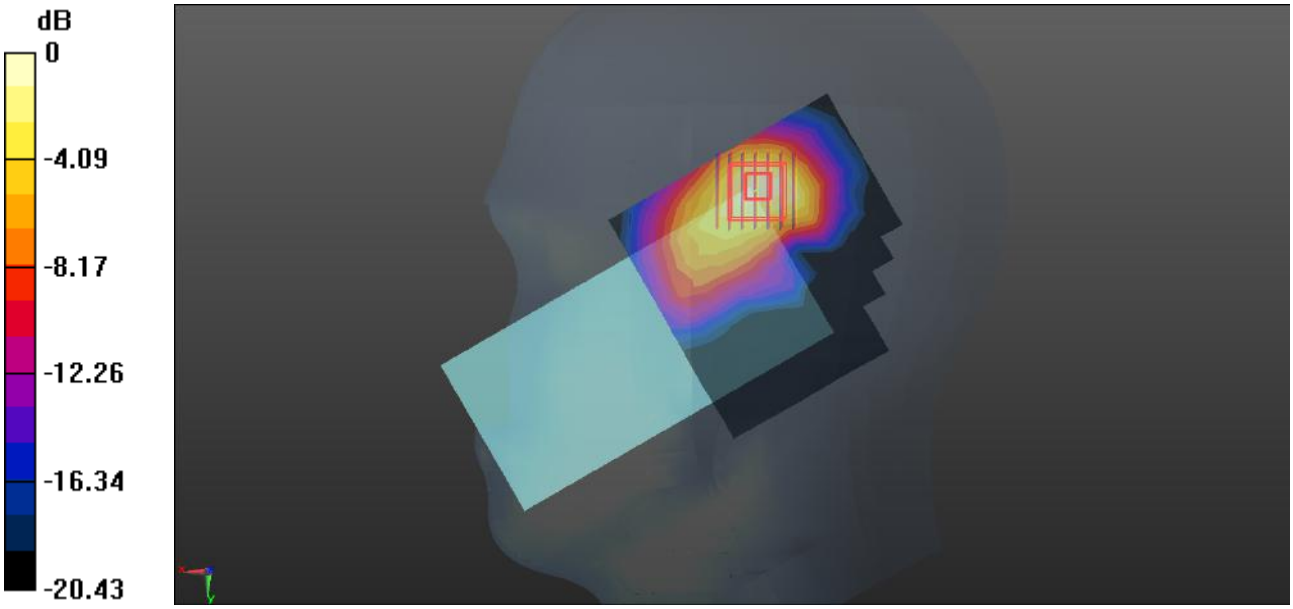

0 dB = 0.374 W/kg = -4.27 dBW/kg

Test Plot 160#: LTE Band 41_Head Right Cheek_50%RB_Middle

DUT: Mobile Phone; Type: A666LN; Serial: 2BZF-3

Communication System: Generic TDD-LTE; Frequency: 2595 MHz;Duty Cycle: 1:1.58
Medium parameters used (interpolated): f = 2595 MHz; σ = 1.987 S/m; ε_r = 39.952; ρ = 1000 kg/m^3
Phantom section: Right Section

DASY5 Configuration:

- Probe: EX3DV4 - SN7522; ConvF(7.23, 7.23, 7.23) @ 2595 MHz; Calibrated: 2023/5/29
- Sensor-Surface: 1.4mm (Mechanical Surface Detection)
- Electronics: DAE4 Sn1354; Calibrated: 2022/10/31
- Phantom: Twin SAM V5.0; Type: QD000P40CD; Serial: TP:1470
- Measurement SW: DASY52, Version 52.10 (2); SEMCAD X Version 14.6.12 (7470)

Area Scan (11x11x1): Measurement grid: dx=10mm, dy=10mm
Maximum value of SAR (measured) = 0.284 W/kg

Zoom Scan (7x7x7)/Cube 0: Measurement grid: dx=5mm, dy=5mm, dz=5mm
Reference Value = 2.869 V/m; Power Drift = 0.15 dB
Peak SAR (extrapolated) = 0.314 W/kg
SAR(1 g) = 0.196 W/kg; SAR(10 g) = 0.102 W/kg
Maximum value of SAR (measured) = 0.279 W/kg



0 dB = 0.279 W/kg = -5.54 dBW/kg

Test Plot 161#: LTE Band 41_Head Right Tilt_1RB_Middle

DUT: Mobile Phone; Type: A666LN; Serial: 2BZF-3

Communication System: Generic TDD-LTE; Frequency: 2595 MHz;Duty Cycle: 1:1.58
Medium parameters used (interpolated): f = 2595 MHz; σ = 1.987 S/m; ε_r = 39.952; ρ = 1000 kg/m^3
Phantom section: Right Section

DASY5 Configuration:

- Probe: EX3DV4 - SN7522; ConvF(7.23, 7.23, 7.23) @ 2595 MHz; Calibrated: 2023/5/29
- Sensor-Surface: 1.4mm (Mechanical Surface Detection)
- Electronics: DAE4 Sn1354; Calibrated: 2022/10/31
- Phantom: Twin SAM V5.0; Type: QD000P40CD; Serial: TP:1470
- Measurement SW: DASY52, Version 52.10 (2); SEMCAD X Version 14.6.12 (7470)

Area Scan (11x11x1): Measurement grid: dx=10mm, dy=10mm
Maximum value of SAR (measured) = 0.468 W/kg

Zoom Scan (7x7x7)/Cube 0: Measurement grid: dx=5mm, dy=5mm, dz=5mm
Reference Value = 3.748 V/m; Power Drift = 0.06 dB
Peak SAR (extrapolated) = 0.492 W/kg
SAR(1 g) = 0.295 W/kg; SAR(10 g) = 0.145 W/kg
Maximum value of SAR (measured) = 0.443 W/kg

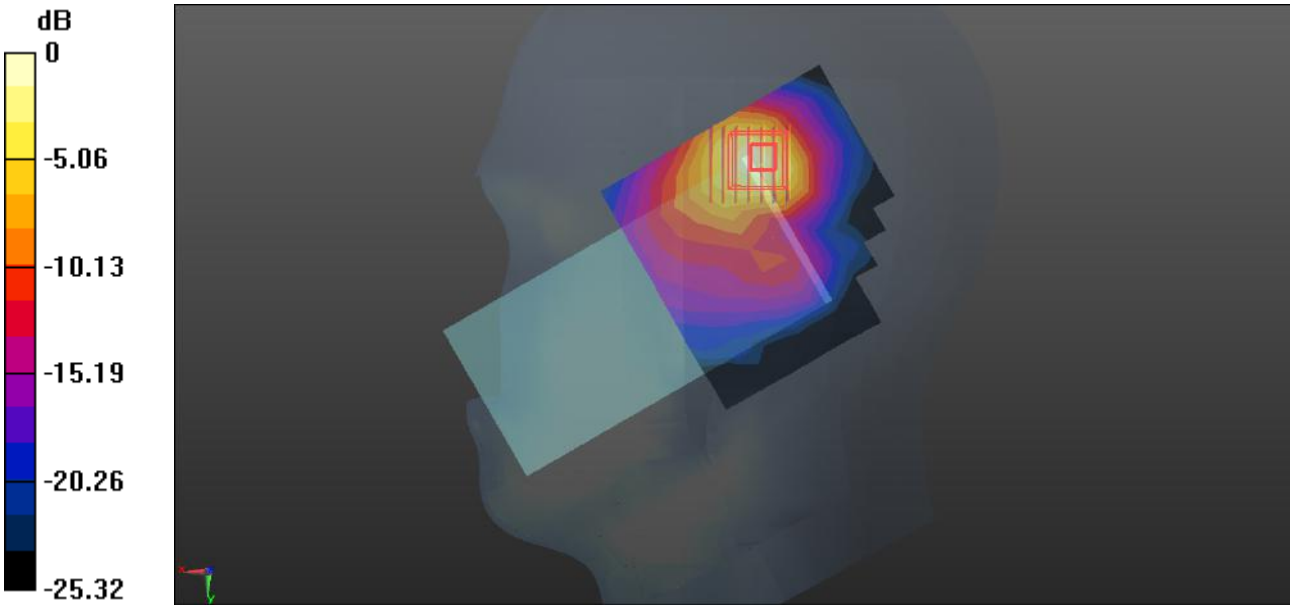

0 dB = 0.443 W/kg = -3.54 dBW/kg

Test Plot 162#: LTE Band 41_Head Right Tilt_50%RB_Middle

DUT: Mobile Phone; Type: A666LN; Serial: 2BZF-3

Communication System: Generic TDD-LTE; Frequency: 2595 MHz;Duty Cycle: 1:1.58
Medium parameters used (interpolated): f = 2595 MHz; σ = 1.987 S/m; ε_r = 39.952; ρ = 1000 kg/m^3
Phantom section: Right Section

DASY5 Configuration:

- Probe: EX3DV4 - SN7522; ConvF(7.23, 7.23, 7.23) @ 2595 MHz; Calibrated: 2023/5/29
- Sensor-Surface: 1.4mm (Mechanical Surface Detection)
- Electronics: DAE4 Sn1354; Calibrated: 2022/10/31
- Phantom: Twin SAM V5.0; Type: QD000P40CD; Serial: TP:1470
- Measurement SW: DASY52, Version 52.10 (2); SEMCAD X Version 14.6.12 (7470)

Area Scan (11x11x1): Measurement grid: dx=10mm, dy=10mm
Maximum value of SAR (measured) = 0.317 W/kg

Zoom Scan (7x7x7)/Cube 0: Measurement grid: dx=5mm, dy=5mm, dz=5mm
Reference Value = 3.657 V/m; Power Drift = 0.05 dB
Peak SAR (extrapolated) = 0.380 W/kg
SAR(1 g) = 0.224 W/kg; SAR(10 g) = 0.110 W/kg
Maximum value of SAR (measured) = 0.336 W/kg

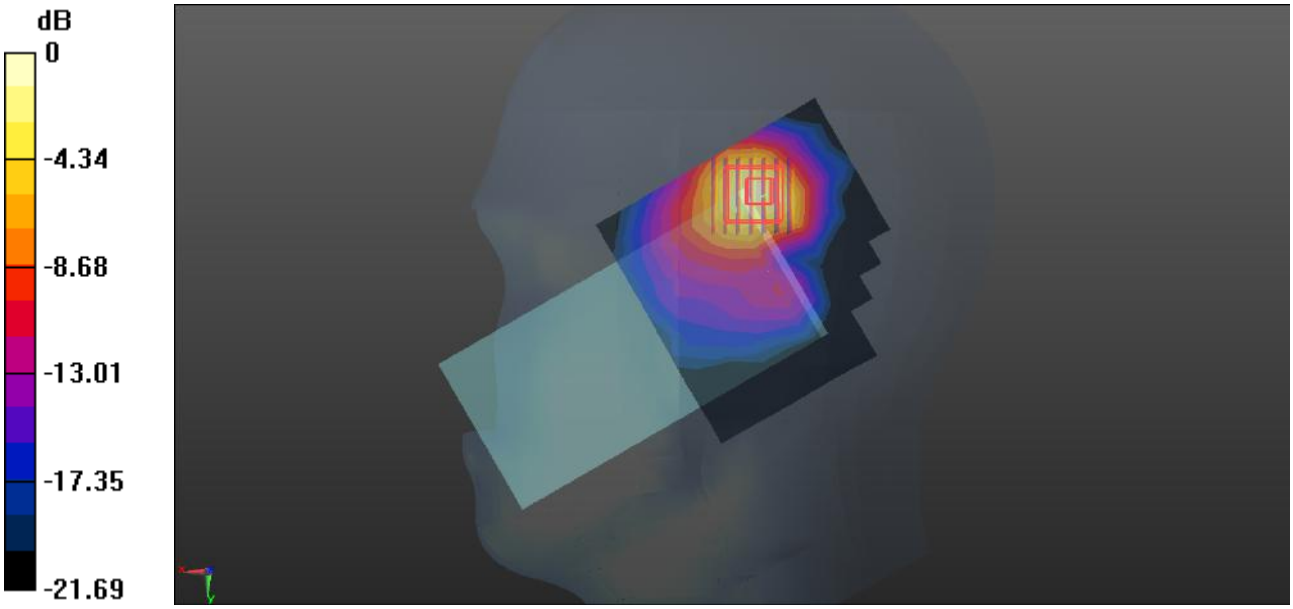

0 dB = 0.336 W/kg = -4.74 dBW/kg

Test Plot 163#: LTE Band 41_Body Front_1RB_Middle

DUT: Mobile Phone; Type: A666LN; Serial: 2BZF-3

Communication System: Generic TDD-LTE; Frequency: 2595 MHz;Duty Cycle: 1:1.58
Medium parameters used (interpolated): f = 2595 MHz; σ = 1.987 S/m; ε_r = 39.952; ρ = 1000 kg/m3
Phantom section: Flat Section

DASY5 Configuration:

- Probe: EX3DV4 - SN7522; ConvF(7.23, 7.23, 7.23) @ 2595 MHz; Calibrated: 2023/5/29
- Sensor-Surface: 1.4mm (Mechanical Surface Detection)
- Electronics: DAE4 Sn1354; Calibrated: 2022/10/31
- Phantom: Twin SAM V5.0; Type: QD000P40CD; Serial: TP:1470
- Measurement SW: DASY52, Version 52.10 (2); SEMCAD X Version 14.6.12 (7470)

Area Scan (12x11x1): Measurement grid: dx=10mm, dy=10mm
Maximum value of SAR (measured) = 0.102 W/kg

Zoom Scan (7x7x7)/Cube 0: Measurement grid: dx=5mm, dy=5mm, dz=5mm
Reference Value = 4.256 V/m; Power Drift = 0.15 dB
Peak SAR (extrapolated) = 0.112 W/kg
SAR(1 g) = 0.075 W/kg; SAR(10 g) = 0.042 W/kg
Maximum value of SAR (measured) = 0.104 W/kg

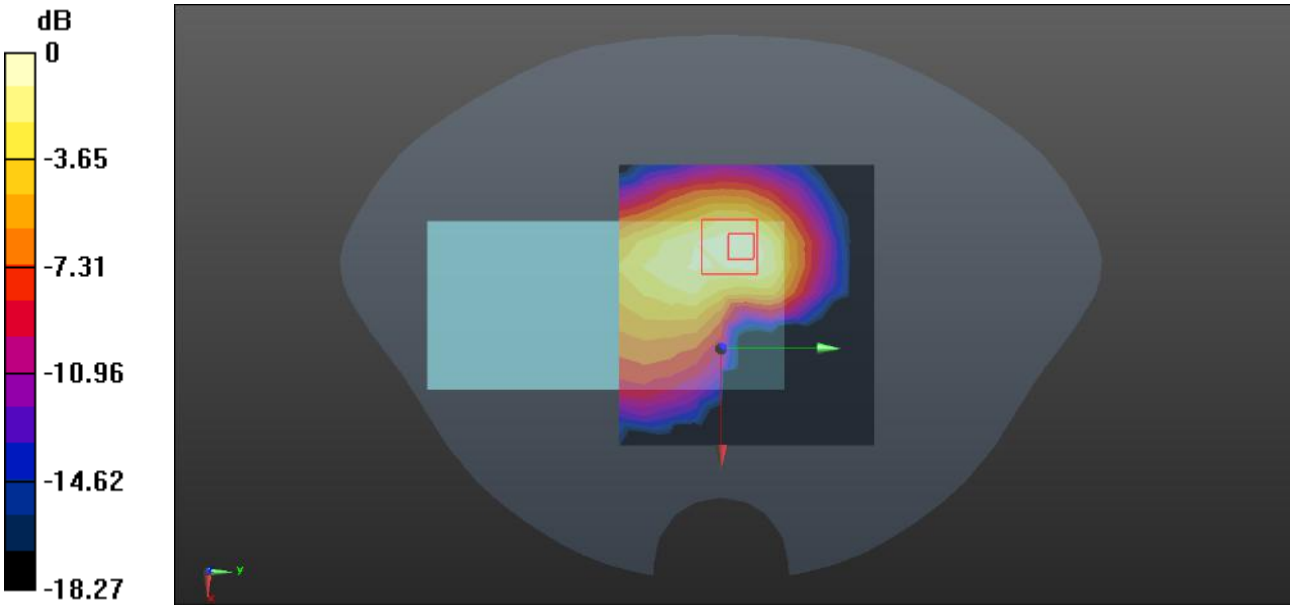

0 dB = 0.104 W/kg = -9.83 dBW/kg

Test Plot 164#: LTE Band 41_Body Front_50%RB_Middle

DUT: Mobile Phone; Type: A666LN; Serial: 2BZF-3

Communication System: Generic TDD-LTE; Frequency: 2595 MHz;Duty Cycle: 1:1.58
Medium parameters used (interpolated): f = 2595 MHz; σ = 1.987 S/m; ε_r = 39.952; ρ = 1000 kg/m3
Phantom section: Flat Section

DASY5 Configuration:

- Probe: EX3DV4 - SN7522; ConvF(7.23, 7.23, 7.23) @ 2595 MHz; Calibrated: 2023/5/29
- Sensor-Surface: 1.4mm (Mechanical Surface Detection)
- Electronics: DAE4 Sn1354; Calibrated: 2022/10/31
- Phantom: Twin SAM V5.0; Type: QD000P40CD; Serial: TP:1470
- Measurement SW: DASY52, Version 52.10 (2); SEMCAD X Version 14.6.12 (7470)

Area Scan (12x11x1): Measurement grid: dx=10mm, dy=10mm
Maximum value of SAR (measured) = 0.0807 W/kg

Zoom Scan (7x7x7)/Cube 0: Measurement grid: dx=5mm, dy=5mm, dz=5mm
Reference Value = 3.700 V/m; Power Drift = 0.11 dB
Peak SAR (extrapolated) = 0.0890 W/kg
SAR(1 g) = 0.059 W/kg; SAR(10 g) = 0.034 W/kg
Maximum value of SAR (measured) = 0.0827 W/kg

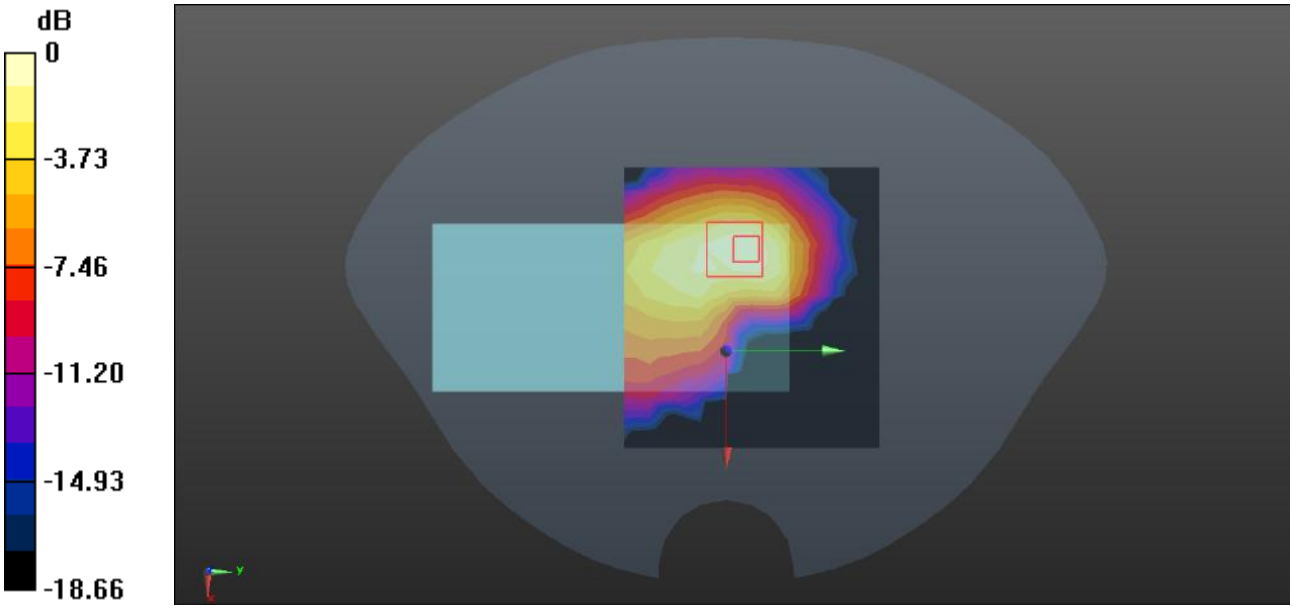

0 dB = 0.0827 W/kg = -10.82 dBW/kg

Test Plot 165#: LTE Band 41_Body Back_1RB_Middle

DUT: Mobile Phone; Type: A666LN; Serial: 2BZF-3

Communication System: Generic TDD-LTE; Frequency: 2595 MHz;Duty Cycle: 1:1.58
Medium parameters used (interpolated): f = 2595 MHz; σ = 1.987 S/m; ε_r = 39.952; ρ = 1000 kg/m3
Phantom section: Flat Section

DASY5 Configuration:

- Probe: EX3DV4 - SN7522; ConvF(7.23, 7.23, 7.23) @ 2595 MHz; Calibrated: 2023/5/29
- Sensor-Surface: 1.4mm (Mechanical Surface Detection)
- Electronics: DAE4 Sn1354; Calibrated: 2022/10/31
- Phantom: Twin SAM V5.0; Type: QD000P40CD; Serial: TP:1470
- Measurement SW: DASY52, Version 52.10 (2); SEMCAD X Version 14.6.12 (7470)

Area Scan (12x11x1): Measurement grid: dx=10mm, dy=10mm
Maximum value of SAR (measured) = 0.307 W/kg

Zoom Scan (7x7x7)/Cube 0: Measurement grid: dx=5mm, dy=5mm, dz=5mm
Reference Value = 7.451 V/m; Power Drift = -0.06 dB
Peak SAR (extrapolated) = 0.387 W/kg
SAR(1 g) = 0.249 W/kg; SAR(10 g) = 0.118 W/kg
Maximum value of SAR (measured) = 0.356 W/kg

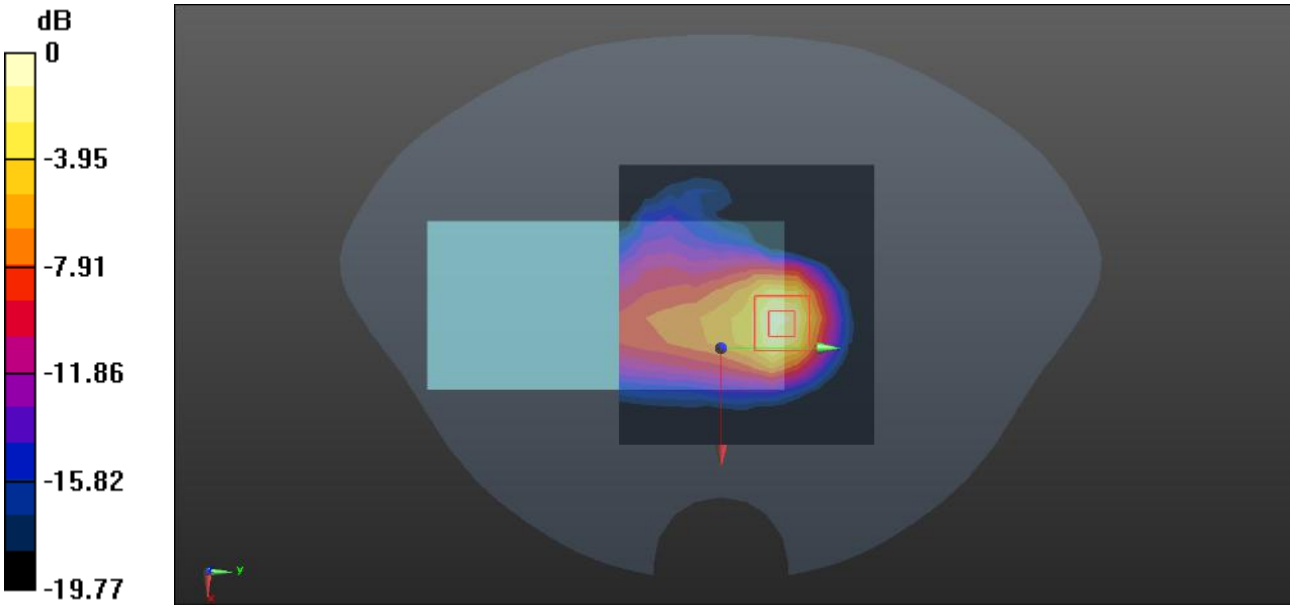

0 dB = 0.356 W/kg = -4.49 dBW/kg

Test Plot 166#: LTE Band 41_Body Back_50%RB_Middle

DUT: Mobile Phone; Type: A666LN; Serial: 2BZF-3

Communication System: Generic TDD-LTE; Frequency: 2595 MHz;Duty Cycle: 1:1.58
Medium parameters used (interpolated): f = 2595 MHz; σ = 1.987 S/m; ε_r = 39.952; ρ = 1000 kg/m3
Phantom section: Flat Section

DASY5 Configuration:

- Probe: EX3DV4 - SN7522; ConvF(7.23, 7.23, 7.23) @ 2595 MHz; Calibrated: 2023/5/29
- Sensor-Surface: 1.4mm (Mechanical Surface Detection)
- Electronics: DAE4 Sn1354; Calibrated: 2022/10/31
- Phantom: Twin SAM V5.0; Type: QD000P40CD; Serial: TP:1470
- Measurement SW: DASY52, Version 52.10 (2); SEMCAD X Version 14.6.12 (7470)

Area Scan (12x11x1): Measurement grid: dx=10mm, dy=10mm
Maximum value of SAR (measured) = 0.250 W/kg

Zoom Scan (7x7x7)/Cube 0: Measurement grid: dx=5mm, dy=5mm, dz=5mm
Reference Value = 6.636 V/m; Power Drift = -0.04 dB
Peak SAR (extrapolated) = 0.310 W/kg
SAR(1 g) = 0.199 W/kg; SAR(10 g) = 0.094 W/kg
Maximum value of SAR (measured) = 0.285 W/kg

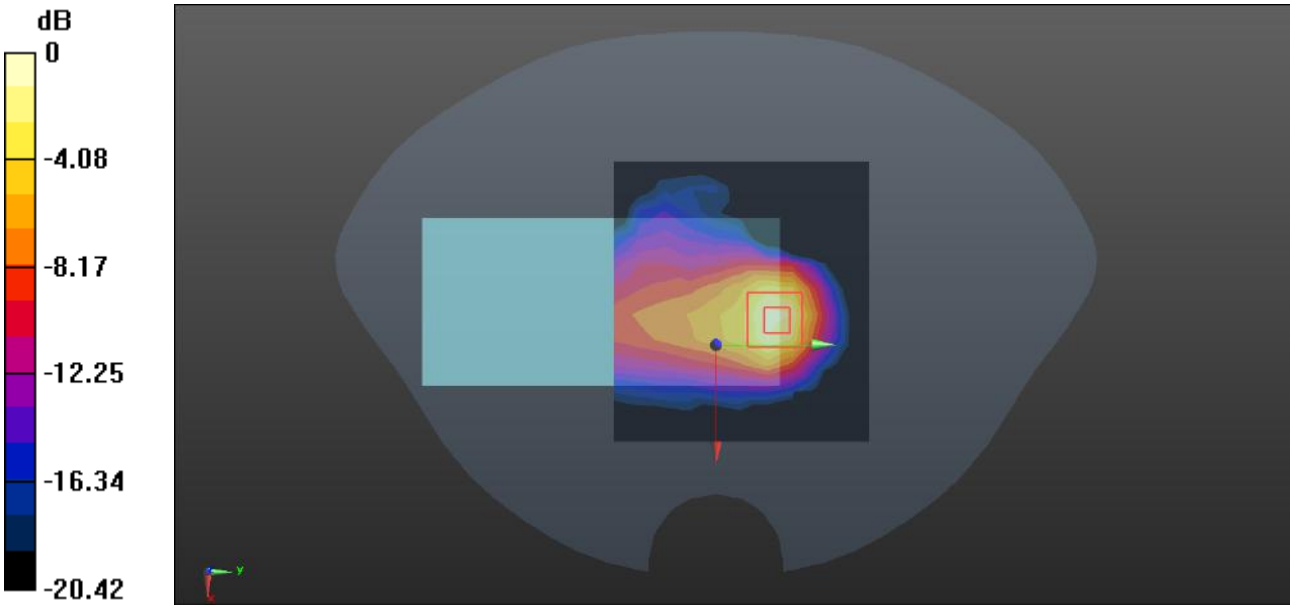

0 dB = 0.285 W/kg = -5.45 dBW/kg

Test Plot 167#: LTE Band 41_Body Left_1RB_Middle

DUT: Mobile Phone; Type: A666LN; Serial: 2BZF-3

Communication System: Generic TDD-LTE; Frequency: 2595 MHz;Duty Cycle: 1:1.58
Medium parameters used (interpolated): f = 2595 MHz; σ = 1.987 S/m; ε_r = 39.952; ρ = 1000 kg/m3
Phantom section: Flat Section

DASY5 Configuration:

- Probe: EX3DV4 - SN7522; ConvF(7.23, 7.23, 7.23) @ 2595 MHz; Calibrated: 2023/5/29
- Sensor-Surface: 1.4mm (Mechanical Surface Detection)
- Electronics: DAE4 Sn1354; Calibrated: 2022/10/31
- Phantom: Twin SAM V5.0; Type: QD000P40CD; Serial: TP:1470
- Measurement SW: DASY52, Version 52.10 (2); SEMCAD X Version 14.6.12 (7470)

Area Scan (9x12x1): Measurement grid: dx=10mm, dy=10mm
Maximum value of SAR (measured) = 0.102 W/kg

Zoom Scan (7x7x7)/Cube 0: Measurement grid: dx=5mm, dy=5mm, dz=5mm
Reference Value = 7.561 V/m; Power Drift = 0.01 dB
Peak SAR (extrapolated) = 0.119 W/kg
SAR(1 g) = 0.080 W/kg; SAR(10 g) = 0.042 W/kg
Maximum value of SAR (measured) = 0.107 W/kg

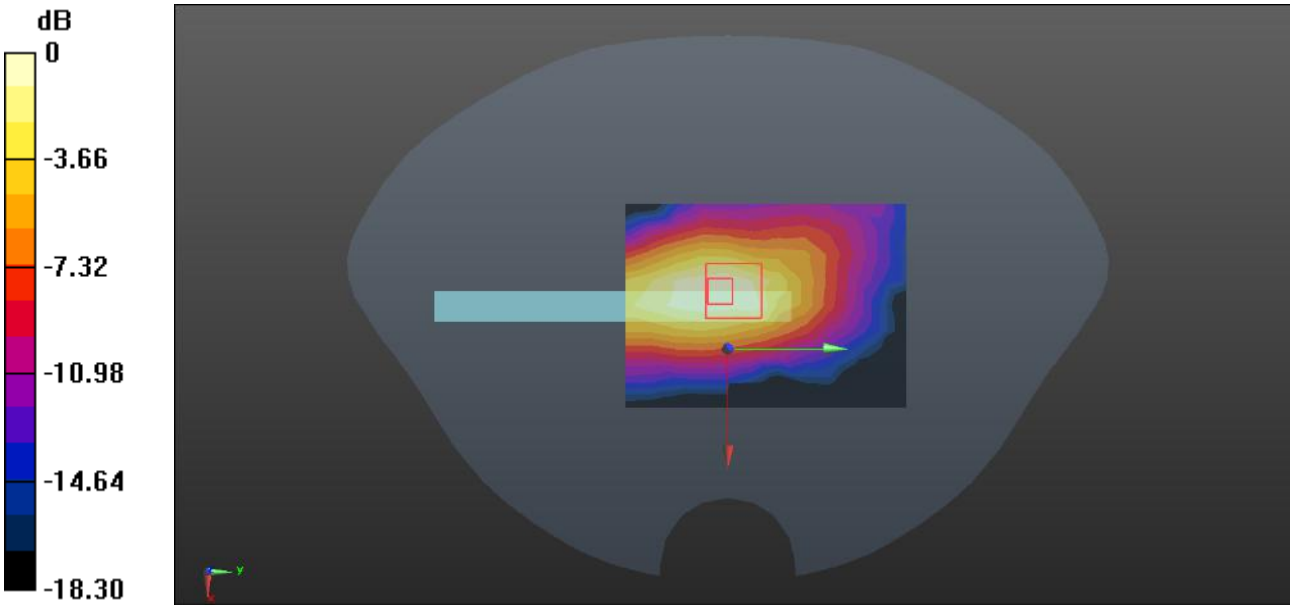

0 dB = 0.107 W/kg = -9.71 dBW/kg

Test Plot 168#: LTE Band 41_Body Left_50%RB_Middle

DUT: Mobile Phone; Type: A666LN; Serial: 2BZF-3

Communication System: Generic TDD-LTE; Frequency: 2595 MHz;Duty Cycle: 1:1.58
Medium parameters used (interpolated): f = 2595 MHz; σ = 1.987 S/m; ε_r = 39.952; ρ = 1000 kg/m3
Phantom section: Flat Section

DASY5 Configuration:

- Probe: EX3DV4 - SN7522; ConvF(7.23, 7.23, 7.23) @ 2595 MHz; Calibrated: 2023/5/29
- Sensor-Surface: 1.4mm (Mechanical Surface Detection)
- Electronics: DAE4 Sn1354; Calibrated: 2022/10/31
- Phantom: Twin SAM V5.0; Type: QD000P40CD; Serial: TP:1470
- Measurement SW: DASY52, Version 52.10 (2); SEMCAD X Version 14.6.12 (7470)

Area Scan (9x12x1): Measurement grid: dx=10mm, dy=10mm
Maximum value of SAR (measured) = 0.0802 W/kg

Zoom Scan (7x7x7)/Cube 0: Measurement grid: dx=5mm, dy=5mm, dz=5mm
Reference Value = 7.162 V/m; Power Drift = 0.19 dB
Peak SAR (extrapolated) = 0.0950 W/kg
SAR(1 g) = 0.065 W/kg; SAR(10 g) = 0.037 W/kg
Maximum value of SAR (measured) = 0.0882 W/kg

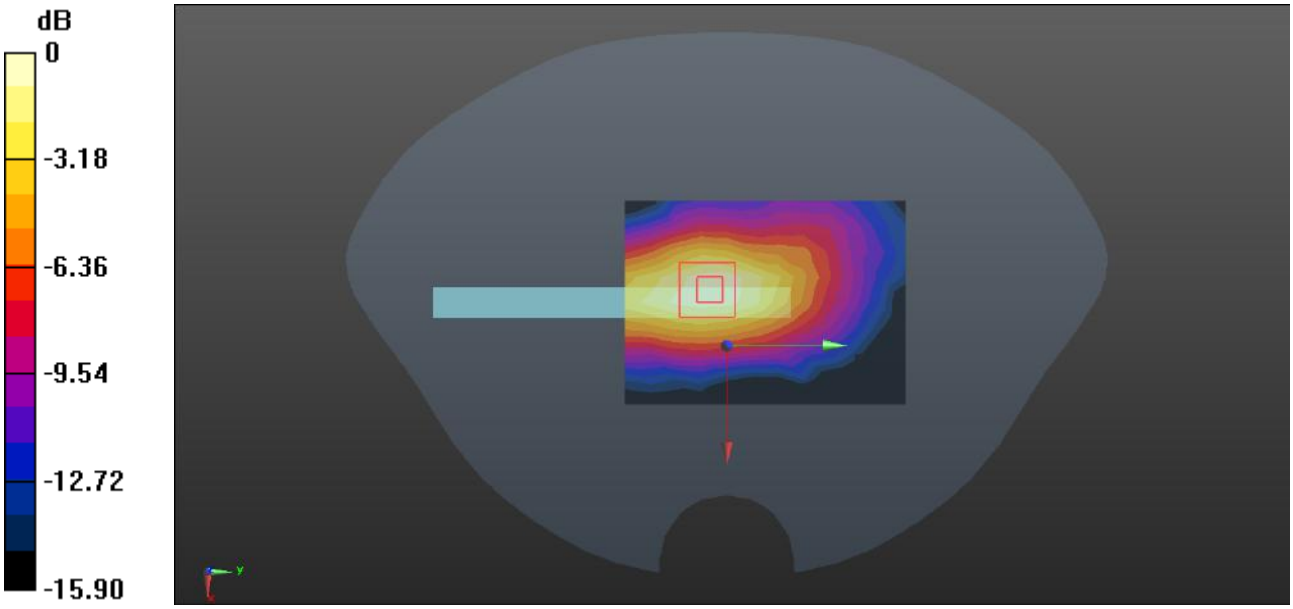

0 dB = 0.0882 W/kg = -10.55 dBW/kg

Test Plot 169#: LTE Band 41_Body Top_1RB_Middle

DUT: Mobile Phone; Type: A666LN; Serial: 2BZF-3

Communication System: Generic TDD-LTE; Frequency: 2595 MHz;Duty Cycle: 1:1.58
Medium parameters used (interpolated): f = 2595 MHz; σ = 1.987 S/m; ε_r = 39.952; ρ = 1000 kg/m3
Phantom section: Flat Section

DASY5 Configuration:

- Probe: EX3DV4 - SN7522; ConvF(7.23, 7.23, 7.23) @ 2595 MHz; Calibrated: 2023/5/29
- Sensor-Surface: 1.4mm (Mechanical Surface Detection)
- Electronics: DAE4 Sn1354; Calibrated: 2022/10/31
- Phantom: Twin SAM V5.0; Type: QD000P40CD; Serial: TP:1470
- Measurement SW: DASY52, Version 52.10 (2); SEMCAD X Version 14.6.12 (7470)

Area Scan (9x13x1): Measurement grid: dx=10mm, dy=10mm
Maximum value of SAR (measured) = 0.188 W/kg

Zoom Scan (7x7x7)/Cube 0: Measurement grid: dx=5mm, dy=5mm, dz=5mm
Reference Value = 0 V/m; Power Drift = 0.00 dB
Peak SAR (extrapolated) = 0.286 W/kg
SAR(1 g) = 0.172 W/kg; SAR(10 g) = 0.078 W/kg
Maximum value of SAR (measured) = 0.257 W/kg

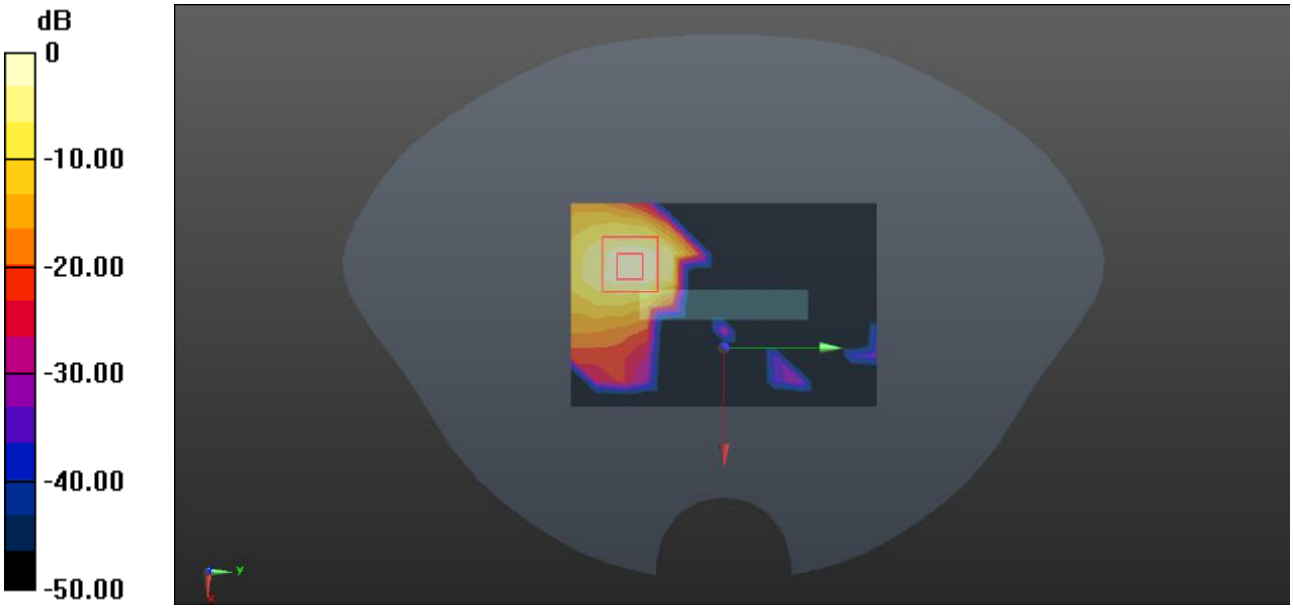

0 dB = 0.257 W/kg = -5.90 dBW/kg

Test Plot 170#: LTE Band 41_Body Top_50%RB_Middle

DUT: Mobile Phone; Type: A666LN; Serial: 2BZF-3

Communication System: Generic TDD-LTE; Frequency: 2595 MHz;Duty Cycle: 1:1.58
Medium parameters used (interpolated): f = 2595 MHz; σ = 1.987 S/m; ε_r = 39.952; ρ = 1000 kg/m3
Phantom section: Flat Section

DASY5 Configuration:

- Probe: EX3DV4 - SN7522; ConvF(7.23, 7.23, 7.23) @ 2595 MHz; Calibrated: 2023/5/29
- Sensor-Surface: 1.4mm (Mechanical Surface Detection)
- Electronics: DAE4 Sn1354; Calibrated: 2022/10/31
- Phantom: Twin SAM V5.0; Type: QD000P40CD; Serial: TP:1470
- Measurement SW: DASY52, Version 52.10 (2); SEMCAD X Version 14.6.12 (7470)

Area Scan (9x13x1): Measurement grid: dx=10mm, dy=10mm
Maximum value of SAR (measured) = 0.139 W/kg

Zoom Scan (7x7x7)/Cube 0: Measurement grid: dx=5mm, dy=5mm, dz=5mm
Reference Value = 0 V/m; Power Drift = 0.00 dB
Peak SAR (extrapolated) = 0.229 W/kg
SAR(1 g) = 0.113 W/kg; SAR(10 g) = 0.053 W/kg
Maximum value of SAR (measured) = 0.186 W/kg

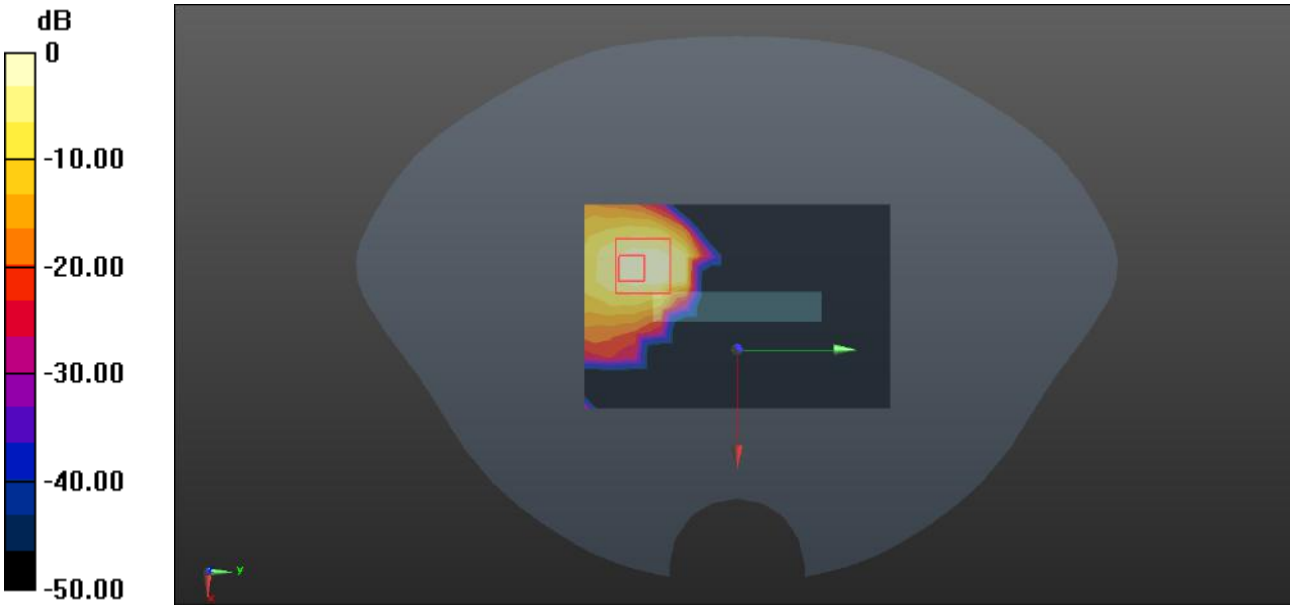

0 dB = 0.186 W/kg = -7.30 dBW/kg

Test Plot 171#: LTE Band 66_Head Left Cheek_1RB_Middle

DUT: Mobile Phone; Type: A666LN; Serial: 2BZF-3

Communication System: Generic FDD-LTE; Frequency: 1745 MHz;Duty Cycle: 1:1
Medium parameters used (interpolated): f = 1745 MHz; σ = 1.367 S/m; ε_r = 39.676; ρ = 1000 kg/m^3
Phantom section: Left Section

DASY5 Configuration:

- Probe: EX3DV4 - SN7522; ConvF(8.15, 8.15, 8.15) @ 1745 MHz; Calibrated: 2023/5/29
- Sensor-Surface: 1.4mm (Mechanical Surface Detection)
- Electronics: DAE4 Sn1354; Calibrated: 2022/10/31
- Phantom: Twin SAM V5.0; Type: QD000P40CD; Serial: TP:1470
- Measurement SW: DASY52, Version 52.10 (2); SEMCAD X Version 14.6.12 (7470)

Area Scan (8x14x1): Measurement grid: dx=15mm, dy=15mm
Maximum value of SAR (measured) = 0.626 W/kg

Zoom Scan (5x5x7)/Cube 0: Measurement grid: dx=8mm, dy=8mm, dz=5mm
Reference Value = 18.02 V/m; Power Drift = 0.16 dB
Peak SAR (extrapolated) = 0.713 W/kg
SAR(1 g) = 0.486 W/kg; SAR(10 g) = 0.298 W/kg
Maximum value of SAR (measured) = 0.644 W/kg

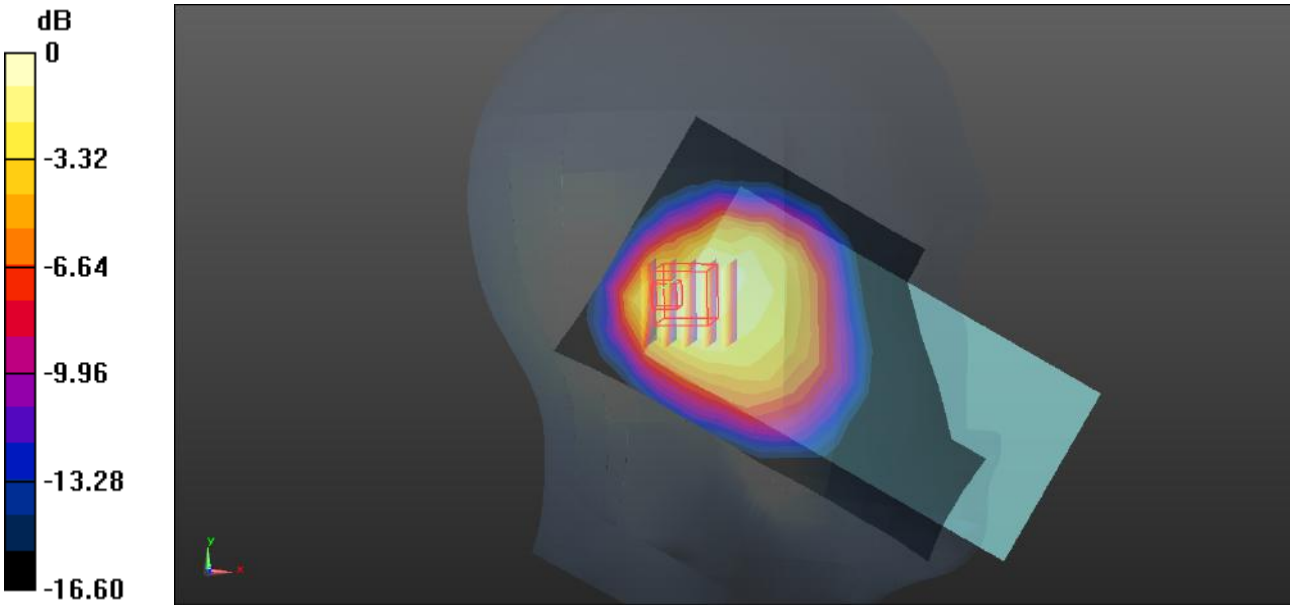

0 dB = 0.644 W/kg = -1.91 dBW/kg

Test Plot 172#: LTE Band 66_Head Left Cheek_50%RB_Middle

DUT: Mobile Phone; Type: A666LN; Serial: 2BZF-3

Communication System: Generic FDD-LTE; Frequency: 1745 MHz;Duty Cycle: 1:1
Medium parameters used (interpolated): f = 1745 MHz; σ = 1.367 S/m; ε_r = 39.676; ρ = 1000 kg/m^3
Phantom section: Left Section

DASY5 Configuration:

- Probe: EX3DV4 - SN7522; ConvF(8.15, 8.15, 8.15) @ 1745 MHz; Calibrated: 2023/5/29
- Sensor-Surface: 1.4mm (Mechanical Surface Detection)
- Electronics: DAE4 Sn1354; Calibrated: 2022/10/31
- Phantom: Twin SAM V5.0; Type: QD000P40CD; Serial: TP:1470
- Measurement SW: DASY52, Version 52.10 (2); SEMCAD X Version 14.6.12 (7470)

Area Scan (8x14x1): Measurement grid: dx=15mm, dy=15mm
Maximum value of SAR (measured) = 0.428 W/kg

Zoom Scan (5x5x7)/Cube 0: Measurement grid: dx=8mm, dy=8mm, dz=5mm
Reference Value = 15.34 V/m; Power Drift = -0.06 dB
Peak SAR (extrapolated) = 0.484 W/kg
SAR(1 g) = 0.334 W/kg; SAR(10 g) = 0.204 W/kg
Maximum value of SAR (measured) = 0.428 W/kg



0 dB = 0.428 W/kg = -3.69 dBW/kg

Test Plot 173#: LTE Band 66_Head Left Tilt_1RB_Middle

DUT: Mobile Phone; Type: A666LN; Serial: 2BZF-3

Communication System: Generic FDD-LTE; Frequency: 1745 MHz;Duty Cycle: 1:1
Medium parameters used (interpolated): f = 1745 MHz; σ = 1.367 S/m; ε_r = 39.676; ρ = 1000 kg/m^3
Phantom section: Left Section

DASY5 Configuration:

- Probe: EX3DV4 - SN7522; ConvF(8.15, 8.15, 8.15) @ 1745 MHz; Calibrated: 2023/5/29
- Sensor-Surface: 1.4mm (Mechanical Surface Detection)
- Electronics: DAE4 Sn1354; Calibrated: 2022/10/31
- Phantom: Twin SAM V5.0; Type: QD000P40CD; Serial: TP:1470
- Measurement SW: DASY52, Version 52.10 (2); SEMCAD X Version 14.6.12 (7470)

Area Scan (8x14x1): Measurement grid: dx=15mm, dy=15mm
Maximum value of SAR (measured) = 1.09 W/kg

Zoom Scan (5x5x7)/Cube 0: Measurement grid: dx=8mm, dy=8mm, dz=5mm
Reference Value = 22.53 V/m; Power Drift = 0.09 dB
Peak SAR (extrapolated) = 1.02 W/kg
SAR(1 g) = 0.718 W/kg; SAR(10 g) = 0.406 W/kg
Maximum value of SAR (measured) = 0.948 W/kg



0 dB = 0.948 W/kg = -0.23 dBW/kg

Test Plot 174#: LTE Band 66_Head Left Tilt_50%RB_Middle

DUT: Mobile Phone; Type: A666LN; Serial: 2BZF-3

Communication System: Generic FDD-LTE; Frequency: 1745 MHz;Duty Cycle: 1:1
Medium parameters used (interpolated): f = 1745 MHz; σ = 1.367 S/m; ε_r = 39.676; ρ = 1000 kg/m^3
Phantom section: Left Section

DASY5 Configuration:

- Probe: EX3DV4 - SN7522; ConvF(8.15, 8.15, 8.15) @ 1745 MHz; Calibrated: 2023/5/29
- Sensor-Surface: 1.4mm (Mechanical Surface Detection)
- Electronics: DAE4 Sn1354; Calibrated: 2022/10/31
- Phantom: Twin SAM V5.0; Type: QD000P40CD; Serial: TP:1470
- Measurement SW: DASY52, Version 52.10 (2); SEMCAD X Version 14.6.12 (7470)

Area Scan (8x14x1): Measurement grid: dx=15mm, dy=15mm
Maximum value of SAR (measured) = 0.736 W/kg

Zoom Scan (5x5x7)/Cube 0: Measurement grid: dx=8mm, dy=8mm, dz=5mm
Reference Value = 18.31 V/m; Power Drift = 0.16 dB
Peak SAR (extrapolated) = 0.713 W/kg
SAR(1 g) = 0.493 W/kg; SAR(10 g) = 0.277 W/kg
Maximum value of SAR (measured) = 0.652 W/kg



0 dB = 0.652 W/kg = -1.86 dBW/kg

Test Plot 175#: LTE Band 66_Head Right Cheek_1RB_Low

DUT: Mobile Phone; Type: A666LN; Serial: 2BZF-3

Communication System: Generic FDD-LTE; Frequency: 1720 MHz;Duty Cycle: 1:1
Medium parameters used: f = 1720 MHz; σ = 1.353 S/m; ε_r = 39.707; ρ = 1000 kg/m^3
Phantom section: Right Section

DASY5 Configuration:

- Probe: EX3DV4 - SN7522; ConvF(8.15, 8.15, 8.15) @ 1720 MHz; Calibrated: 2023/5/29
- Sensor-Surface: 1.4mm (Mechanical Surface Detection)
- Electronics: DAE4 Sn1354; Calibrated: 2022/10/31
- Phantom: Twin SAM V5.0; Type: QD000P40CD; Serial: TP:1470
- Measurement SW: DASY52, Version 52.10 (2); SEMCAD X Version 14.6.12 (7470)

Area Scan (8x14x1): Measurement grid: dx=15mm, dy=15mm
Maximum value of SAR (measured) = 0.788 W/kg

Zoom Scan (5x5x7)/Cube 0: Measurement grid: dx=8mm, dy=8mm, dz=5mm
Reference Value = 13.89 V/m; Power Drift = 0.14 dB
Peak SAR (extrapolated) = 1.27 W/kg
SAR(1 g) = 0.765 W/kg; SAR(10 g) = 0.389 W/kg
Maximum value of SAR (measured) = 1.12 W/kg

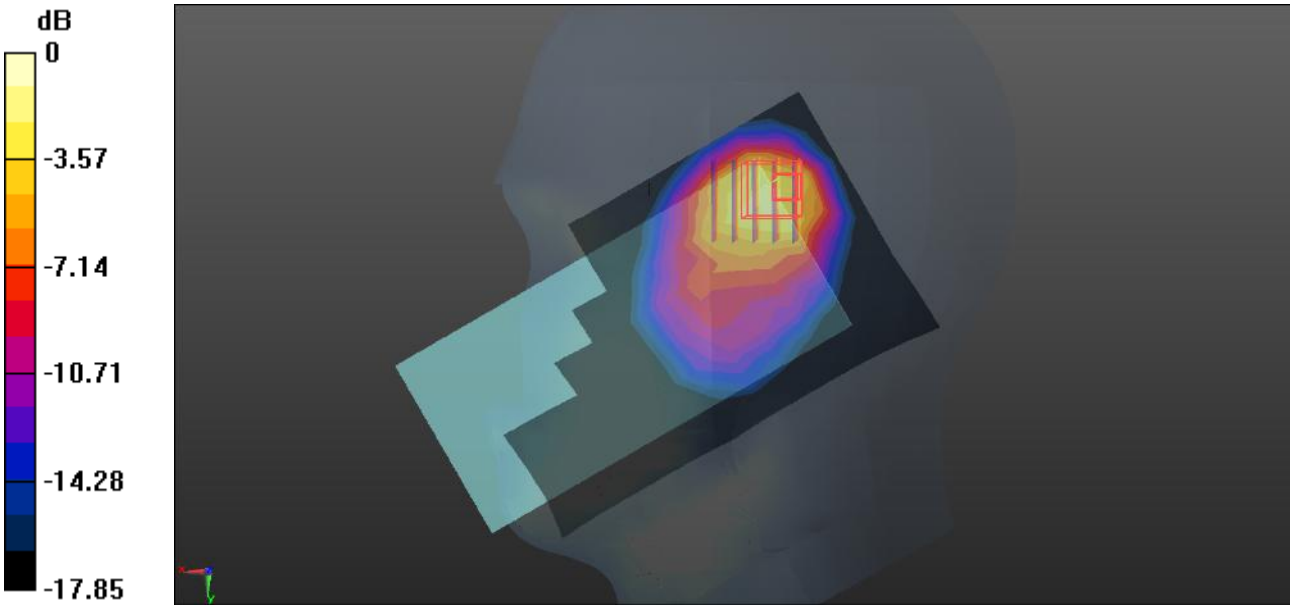

0 dB = 1.12 W/kg = 0.49 dBW/kg

Test Plot 176#: LTE Band 66_Head Right Cheek_1RB_Middle

DUT: Mobile Phone; Type: A666LN; Serial: 2BZF-3

Communication System: Generic FDD-LTE; Frequency: 1745 MHz;Duty Cycle: 1:1
Medium parameters used (interpolated): f = 1745 MHz; σ = 1.367 S/m; ε_r = 39.676; ρ = 1000 kg/m^3
Phantom section: Right Section

DASY5 Configuration:

- Probe: EX3DV4 - SN7522; ConvF(8.15, 8.15, 8.15) @ 1745 MHz; Calibrated: 2023/5/29
- Sensor-Surface: 1.4mm (Mechanical Surface Detection)
- Electronics: DAE4 Sn1354; Calibrated: 2022/10/31
- Phantom: Twin SAM V5.0; Type: QD000P40CD; Serial: TP:1470
- Measurement SW: DASY52, Version 52.10 (2); SEMCAD X Version 14.6.12 (7470)

Area Scan (8x14x1): Measurement grid: dx=15mm, dy=15mm
Maximum value of SAR (measured) = 0.879 W/kg

Zoom Scan (5x5x7)/Cube 0: Measurement grid: dx=8mm, dy=8mm, dz=5mm
Reference Value = 14.57 V/m; Power Drift = 0.01 dB
Peak SAR (extrapolated) = 1.41 W/kg
SAR(1 g) = 0.838 W/kg; SAR(10 g) = 0.423 W/kg
Maximum value of SAR (measured) = 1.25 W/kg

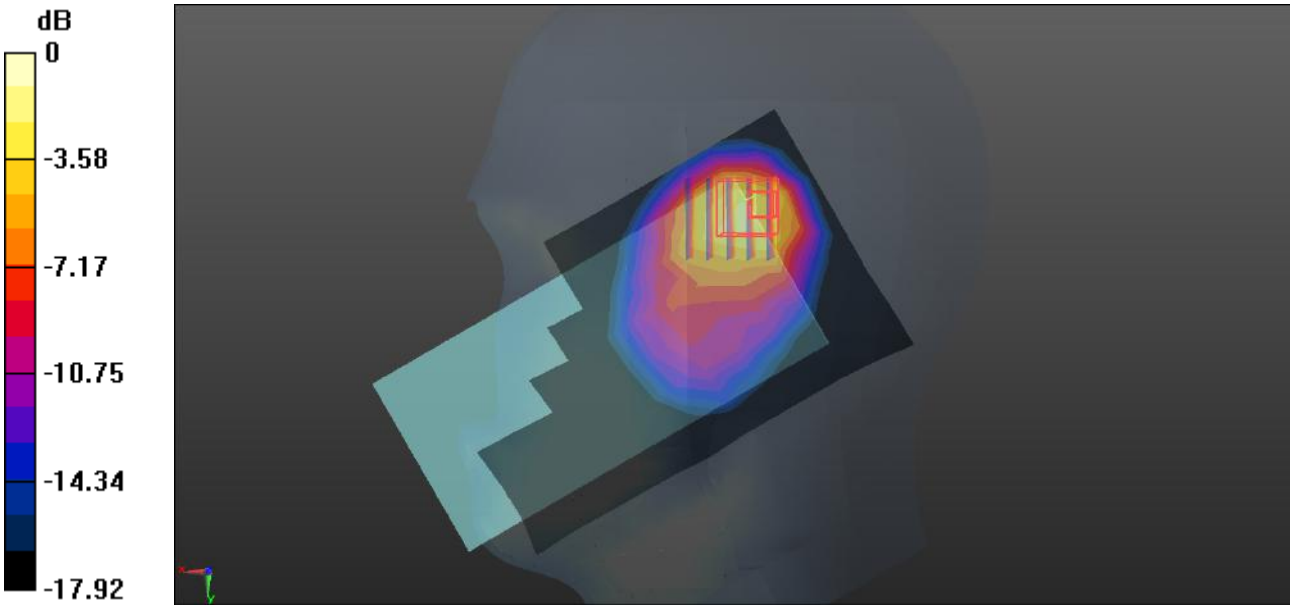

0 dB = 1.25 W/kg = 0.97 dBW/kg

Test Plot 177#: LTE Band 66_Head Right Cheek_1RB_High

DUT: Mobile Phone; Type: A666LN; Serial: 2BZF-3

Communication System: Generic FDD-LTE; Frequency: 1770 MHz;Duty Cycle: 1:1
Medium parameters used: f = 1770 MHz; σ = 1.38 S/m; ε_r = 39.651; ρ = 1000 kg/m^3
Phantom section: Right Section

DASY5 Configuration:

- Probe: EX3DV4 - SN7522; ConvF(8.15, 8.15, 8.15) @ 1770 MHz; Calibrated: 2023/5/29
- Sensor-Surface: 1.4mm (Mechanical Surface Detection)
- Electronics: DAE4 Sn1354; Calibrated: 2022/10/31
- Phantom: Twin SAM V5.0; Type: QD000P40CD; Serial: TP:1470
- Measurement SW: DASY52, Version 52.10 (2); SEMCAD X Version 14.6.12 (7470)

Area Scan (8x14x1): Measurement grid: dx=15mm, dy=15mm
Maximum value of SAR (measured) = 0.851 W/kg

Zoom Scan (5x5x7)/Cube 0: Measurement grid: dx=8mm, dy=8mm, dz=5mm
Reference Value = 14.55 V/m; Power Drift = -0.04 dB
Peak SAR (extrapolated) = 1.41 W/kg
SAR(1 g) = 0.822 W/kg; SAR(10 g) = 0.413 W/kg
Maximum value of SAR (measured) = 1.26 W/kg



0 dB = 1.26 W/kg = 1.00 dBW/kg

Test Plot 178#: LTE Band 66_Head Right Cheek_50%RB_Middle

DUT: Mobile Phone; Type: A666LN; Serial: 2BZF-3

Communication System: Generic FDD-LTE; Frequency: 1745 MHz;Duty Cycle: 1:1
Medium parameters used (interpolated): f = 1745 MHz; σ = 1.367 S/m; ε_r = 39.676; ρ = 1000 kg/m^3
Phantom section: Right Section

DASY5 Configuration:

- Probe: EX3DV4 - SN7522; ConvF(8.15, 8.15, 8.15) @ 1745 MHz; Calibrated: 2023/5/29
- Sensor-Surface: 1.4mm (Mechanical Surface Detection)
- Electronics: DAE4 Sn1354; Calibrated: 2022/10/31
- Phantom: Twin SAM V5.0; Type: QD000P40CD; Serial: TP:1470
- Measurement SW: DASY52, Version 52.10 (2); SEMCAD X Version 14.6.12 (7470)

Area Scan (8x14x1): Measurement grid: dx=15mm, dy=15mm
Maximum value of SAR (measured) = 0.597 W/kg

Zoom Scan (5x5x7)/Cube 0: Measurement grid: dx=8mm, dy=8mm, dz=5mm
Reference Value = 12.11 V/m; Power Drift = 0.02 dB
Peak SAR (extrapolated) = 0.986 W/kg
SAR(1 g) = 0.578 W/kg; SAR(10 g) = 0.291 W/kg
Maximum value of SAR (measured) = 0.868 W/kg



0 dB = 0.868 W/kg = -0.61 dBW/kg

Test Plot 179#: LTE Band 66_Head Right Cheek_100%RB_Middle

DUT: Mobile Phone; Type: A666LN; Serial: 2BZF-3

Communication System: Generic FDD-LTE; Frequency: 1745 MHz;Duty Cycle: 1:1
Medium parameters used (interpolated): f = 1745 MHz; σ = 1.367 S/m; ε_r = 39.676; ρ = 1000 kg/m^3
Phantom section: Right Section

DASY5 Configuration:

- Probe: EX3DV4 - SN7522; ConvF(8.15, 8.15, 8.15) @ 1745 MHz; Calibrated: 2023/5/29
- Sensor-Surface: 1.4mm (Mechanical Surface Detection)
- Electronics: DAE4 Sn1354; Calibrated: 2022/10/31
- Phantom: Twin SAM V5.0; Type: QD000P40CD; Serial: TP:1470
- Measurement SW: DASY52, Version 52.10 (2); SEMCAD X Version 14.6.12 (7470)

Area Scan (8x14x1): Measurement grid: dx=15mm, dy=15mm
Maximum value of SAR (measured) = 0.761 W/kg

Zoom Scan (5x5x7)/Cube 0: Measurement grid: dx=8mm, dy=8mm, dz=5mm
Reference Value = 13.73 V/m; Power Drift = 0.05 dB
Peak SAR (extrapolated) = 1.29 W/kg
SAR(1 g) = 0.750 W/kg; SAR(10 g) = 0.378 W/kg
Maximum value of SAR (measured) = 1.16 W/kg



0 dB = 1.16 W/kg = 0.64 dBW/kg

Test Plot 180#: LTE Band 66_Head Right Tilt_1RB_Low

DUT: Mobile Phone; Type: A666LN; Serial: 2BZF-3

Communication System: Generic FDD-LTE; Frequency: 1720 MHz;Duty Cycle: 1:1
Medium parameters used: f = 1720 MHz; σ = 1.353 S/m; ε_r = 39.707; ρ = 1000 kg/m^3
Phantom section: Right Section

DASY5 Configuration:

- Probe: EX3DV4 - SN7522; ConvF(8.15, 8.15, 8.15) @ 1720 MHz; Calibrated: 2023/5/29
- Sensor-Surface: 1.4mm (Mechanical Surface Detection)
- Electronics: DAE4 Sn1354; Calibrated: 2022/10/31
- Phantom: Twin SAM V5.0; Type: QD000P40CD; Serial: TP:1470
- Measurement SW: DASY52, Version 52.10 (2); SEMCAD X Version 14.6.12 (7470)

Area Scan (8x14x1): Measurement grid: dx=15mm, dy=15mm
Maximum value of SAR (measured) = 1.30 W/kg

Zoom Scan (5x5x7)/Cube 0: Measurement grid: dx=8mm, dy=8mm, dz=5mm
Reference Value = 20.19 V/m; Power Drift = -0.03 dB
Peak SAR (extrapolated) = 1.69 W/kg
SAR(1 g) = 1.05 W/kg; SAR(10 g) = 0.509 W/kg
Maximum value of SAR (measured) = 1.51 W/kg



0 dB = 1.51 W/kg = 1.79 dBW/kg

Test Plot 181#: LTE Band 66_Head Right Tilt_1RB_Middle

DUT: Mobile Phone; Type: A666LN; Serial: 2BZF-3

Communication System: Generic FDD-LTE; Frequency: 1745 MHz;Duty Cycle: 1:1
Medium parameters used (interpolated): f = 1745 MHz; σ = 1.367 S/m; ε_r = 39.676; ρ = 1000 kg/m^3
Phantom section: Right Section

DASY5 Configuration:

- Probe: EX3DV4 - SN7522; ConvF(8.15, 8.15, 8.15) @ 1745 MHz; Calibrated: 2023/5/29
- Sensor-Surface: 1.4mm (Mechanical Surface Detection)
- Electronics: DAE4 Sn1354; Calibrated: 2022/10/31
- Phantom: Twin SAM V5.0; Type: QD000P40CD; Serial: TP:1470
- Measurement SW: DASY52, Version 52.10 (2); SEMCAD X Version 14.6.12 (7470)

Area Scan (8x14x1): Measurement grid: dx=15mm, dy=15mm
Maximum value of SAR (measured) = 1.25 W/kg

Zoom Scan (5x5x7)/Cube 0: Measurement grid: dx=8mm, dy=8mm, dz=5mm
Reference Value = 21.67 V/m; Power Drift = -0.07 dB
Peak SAR (extrapolated) = 1.82 W/kg
SAR(1 g) = 1.14 W/kg; SAR(10 g) = 0.555 W/kg
Maximum value of SAR (measured) = 1.65 W/kg

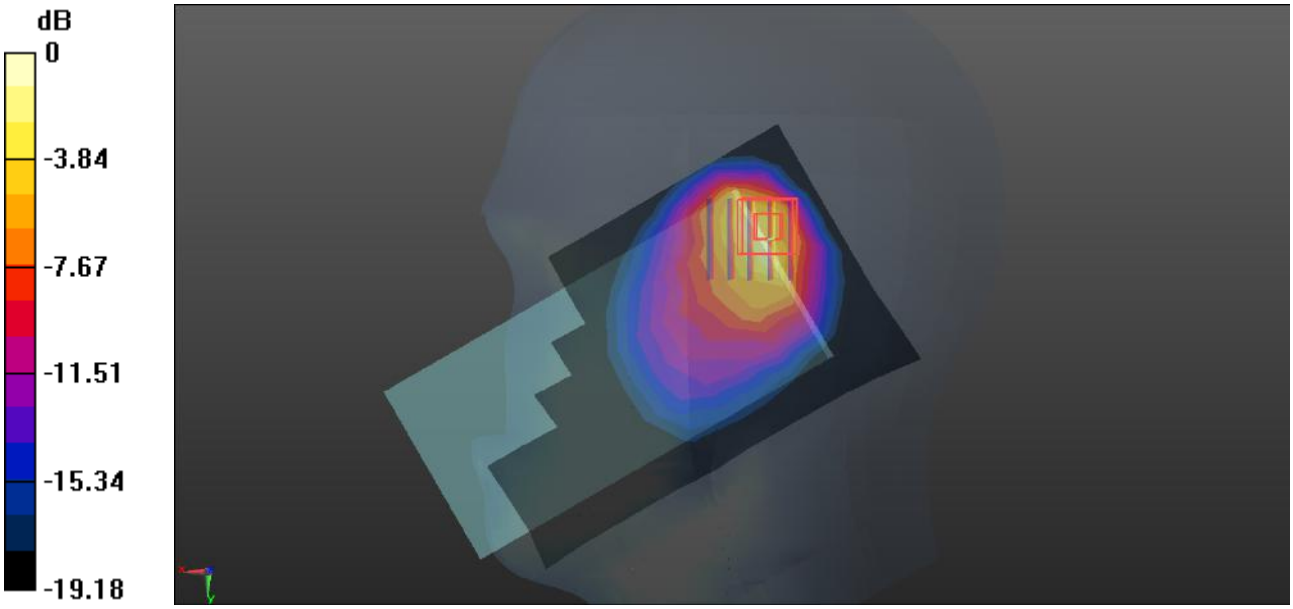

0 dB = 1.65 W/kg = 2.17 dBW/kg

Test Plot 182#: LTE Band 66_Head Right Tilt_1RB_High

DUT: Mobile Phone; Type: A666LN; Serial: 2BZF-3

Communication System: Generic FDD-LTE; Frequency: 1770 MHz;Duty Cycle: 1:1
Medium parameters used: f = 1770 MHz; σ = 1.38 S/m; ε_r = 39.651; ρ = 1000 kg/m^3
Phantom section: Right Section

DASY5 Configuration:

- Probe: EX3DV4 - SN7522; ConvF(8.15, 8.15, 8.15) @ 1770 MHz; Calibrated: 2023/5/29
- Sensor-Surface: 1.4mm (Mechanical Surface Detection)
- Electronics: DAE4 Sn1354; Calibrated: 2022/10/31
- Phantom: Twin SAM V5.0; Type: QD000P40CD; Serial: TP:1470
- Measurement SW: DASY52, Version 52.10 (2); SEMCAD X Version 14.6.12 (7470)

Area Scan (8x14x1): Measurement grid: dx=15mm, dy=15mm
Maximum value of SAR (measured) = 1.40 W/kg

Zoom Scan (5x5x7)/Cube 0: Measurement grid: dx=8mm, dy=8mm, dz=5mm
Reference Value = 20.14 V/m; Power Drift = 0.09 dB
Peak SAR (extrapolated) = 1.85 W/kg
SAR(1 g) = 1.13 W/kg; SAR(10 g) = 0.543 W/kg
Maximum value of SAR (measured) = 1.66 W/kg

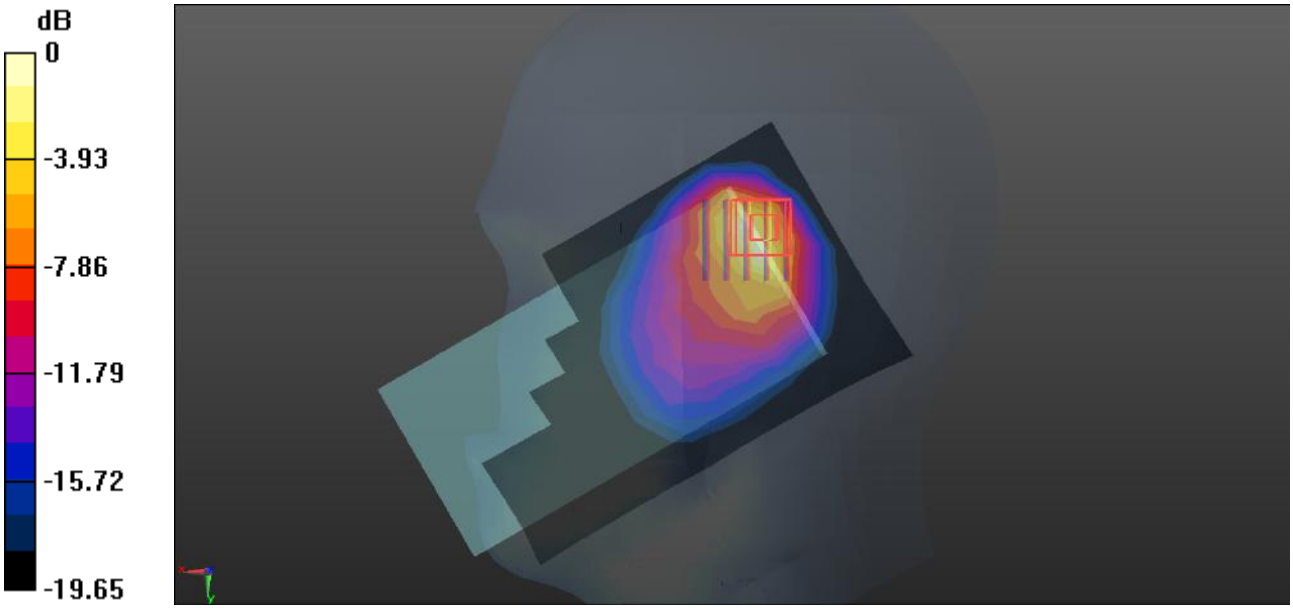

0 dB = 1.66 W/kg = 2.20 dBW/kg

Test Plot 183#: LTE Band 66_Head Right Tilt_50%RB_Low

DUT: Mobile Phone; Type: A666LN; Serial: 2BZF-3

Communication System: Generic FDD-LTE; Frequency: 1720 MHz;Duty Cycle: 1:1
Medium parameters used: f = 1720 MHz; σ = 1.353 S/m; ε_r = 39.707; ρ = 1000 kg/m^3
Phantom section: Right Section

DASY5 Configuration:

- Probe: EX3DV4 - SN7522; ConvF(8.15, 8.15, 8.15) @ 1720 MHz; Calibrated: 2023/5/29
- Sensor-Surface: 1.4mm (Mechanical Surface Detection)
- Electronics: DAE4 Sn1354; Calibrated: 2022/10/31
- Phantom: Twin SAM V5.0; Type: QD000P40CD; Serial: TP:1470
- Measurement SW: DASY52, Version 52.10 (2); SEMCAD X Version 14.6.12 (7470)

Area Scan (8x14x1): Measurement grid: dx=15mm, dy=15mm
Maximum value of SAR (measured) = 0.887 W/kg

Zoom Scan (5x5x7)/Cube 0: Measurement grid: dx=8mm, dy=8mm, dz=5mm
Reference Value = 18.24 V/m; Power Drift = -0.00 dB
Peak SAR (extrapolated) = 1.51 W/kg
SAR(1 g) = 0.903 W/kg; SAR(10 g) = 0.436 W/kg
Maximum value of SAR (measured) = 1.38 W/kg

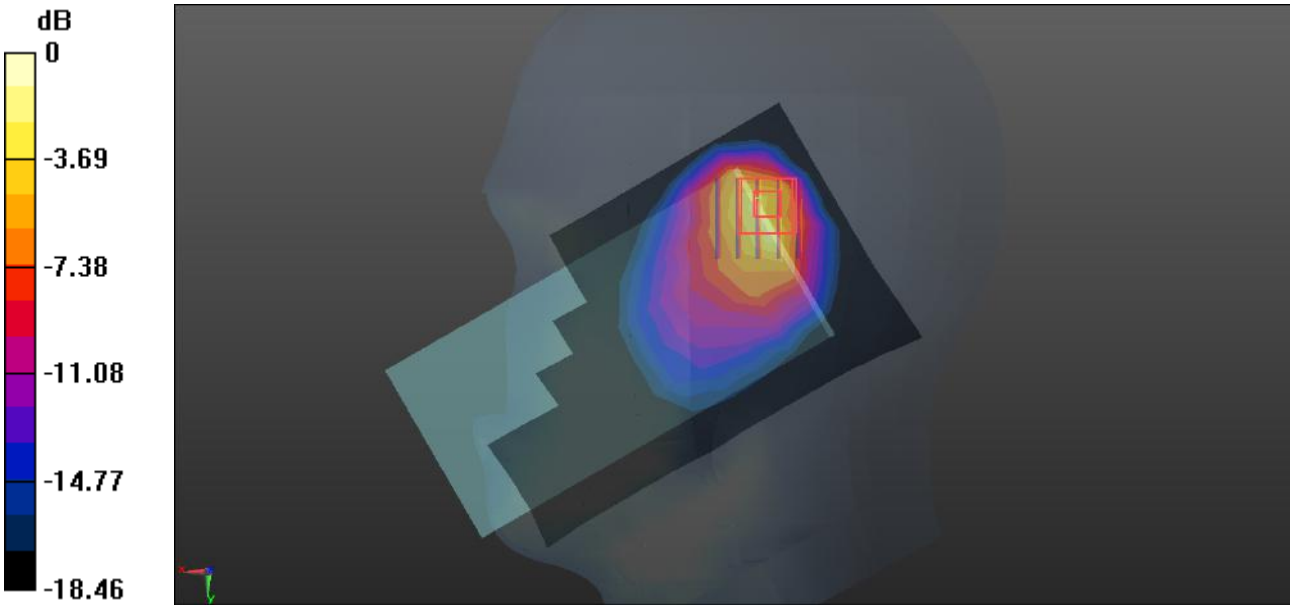

0 dB = 1.38 W/kg = 1.40 dBW/kg

Test Plot 184#: LTE Band 66_Head Right Tilt_50%RB_Middle

DUT: Mobile Phone; Type: A666LN; Serial: 2BZF-3

Communication System: Generic FDD-LTE; Frequency: 1745 MHz;Duty Cycle: 1:1
Medium parameters used (interpolated): f = 1745 MHz; σ = 1.367 S/m; ε_r = 39.676; ρ = 1000 kg/m^3
Phantom section: Right Section

DASY5 Configuration:

- Probe: EX3DV4 - SN7522; ConvF(8.15, 8.15, 8.15) @ 1745 MHz; Calibrated: 2023/5/29
- Sensor-Surface: 1.4mm (Mechanical Surface Detection)
- Electronics: DAE4 Sn1354; Calibrated: 2022/10/31
- Phantom: Twin SAM V5.0; Type: QD000P40CD; Serial: TP:1470
- Measurement SW: DASY52, Version 52.10 (2); SEMCAD X Version 14.6.12 (7470)

Area Scan (8x14x1): Measurement grid: dx=15mm, dy=15mm
Maximum value of SAR (measured) = 0.804 W/kg

Zoom Scan (5x5x7)/Cube 0: Measurement grid: dx=8mm, dy=8mm, dz=5mm
Reference Value = 17.13 V/m; Power Drift = 0.10 dB
Peak SAR (extrapolated) = 1.41 W/kg
SAR(1 g) = 0.838 W/kg; SAR(10 g) = 0.402 W/kg
Maximum value of SAR (measured) = 1.29 W/kg

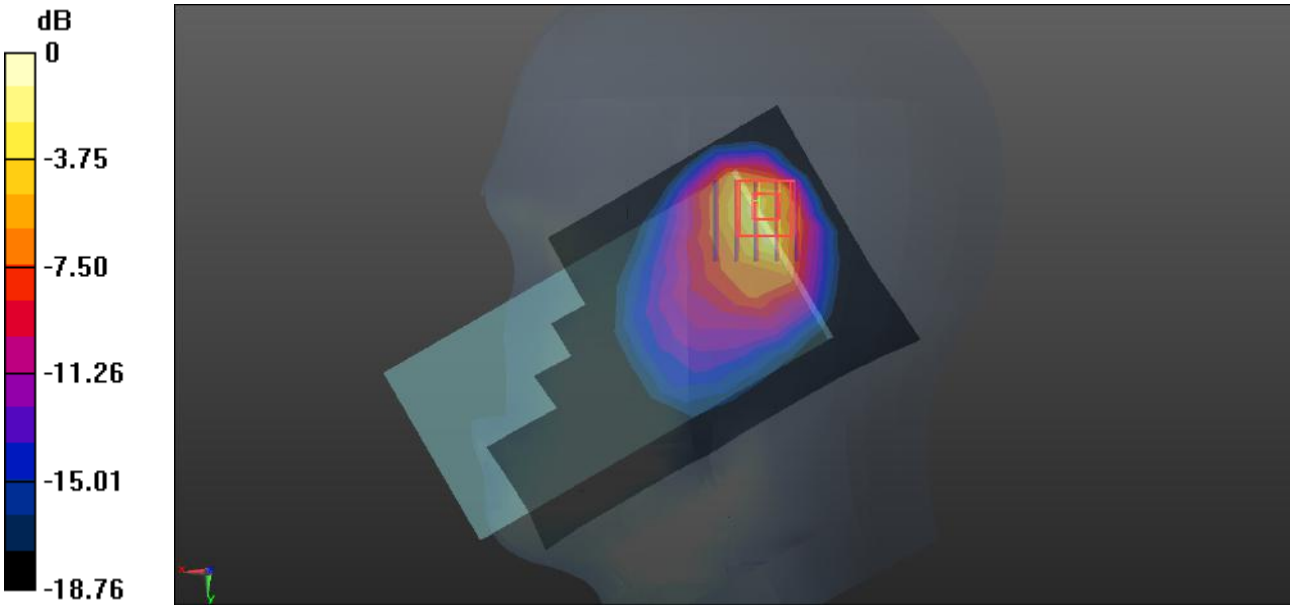

0 dB = 1.29 W/kg = 1.11 dBW/kg

Test Plot 185#: LTE Band 66_Head Right Tilt_50%RB_High

DUT: Mobile Phone; Type: A666LN; Serial: 2BZF-3

Communication System: Generic FDD-LTE; Frequency: 1770 MHz;Duty Cycle: 1:1
Medium parameters used: f = 1770 MHz; σ = 1.38 S/m; ε_r = 39.651; ρ = 1000 kg/m^3
Phantom section: Right Section

DASY5 Configuration:

- Probe: EX3DV4 - SN7522; ConvF(8.15, 8.15, 8.15) @ 1770 MHz; Calibrated: 2023/5/29
- Sensor-Surface: 1.4mm (Mechanical Surface Detection)
- Electronics: DAE4 Sn1354; Calibrated: 2022/10/31
- Phantom: Twin SAM V5.0; Type: QD000P40CD; Serial: TP:1470
- Measurement SW: DASY52, Version 52.10 (2); SEMCAD X Version 14.6.12 (7470)

Area Scan (8x14x1): Measurement grid: dx=15mm, dy=15mm
Maximum value of SAR (measured) = 1.09 W/kg

Zoom Scan (5x5x7)/Cube 0: Measurement grid: dx=8mm, dy=8mm, dz=5mm
Reference Value = 19.62 V/m; Power Drift = 0.06 dB
Peak SAR (extrapolated) = 1.92 W/kg
SAR(1 g) = 1.14 W/kg; SAR(10 g) = 0.546 W/kg
Maximum value of SAR (measured) = 1.76 W/kg

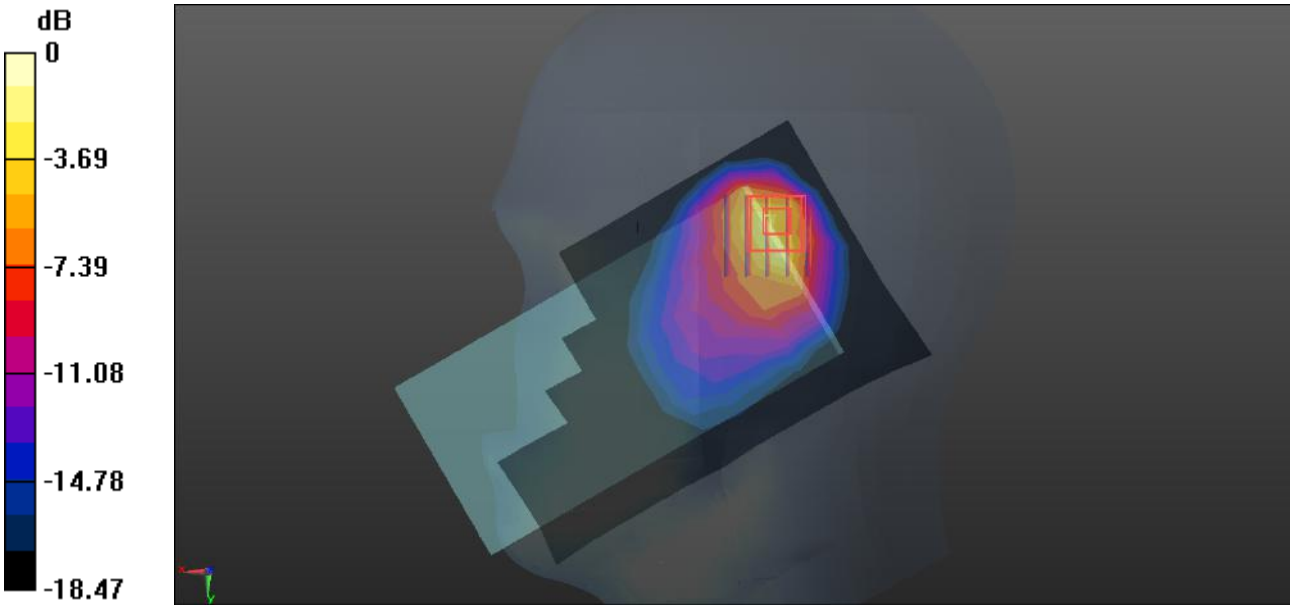

0 dB = 1.76 W/kg = 2.46 dBW/kg

Test Plot 186#: LTE Band 66_Head Right Tilt_100%RB_Middle

DUT: Mobile Phone; Type: A666LN; Serial: 2BZF-3

Communication System: Generic FDD-LTE; Frequency: 1745 MHz;Duty Cycle: 1:1
Medium parameters used (interpolated): f = 1745 MHz; σ = 1.367 S/m; ε_r = 39.676; ρ = 1000 kg/m^3
Phantom section: Right Section

DASY5 Configuration:

- Probe: EX3DV4 - SN7522; ConvF(8.15, 8.15, 8.15) @ 1745 MHz; Calibrated: 2023/5/29
- Sensor-Surface: 1.4mm (Mechanical Surface Detection)
- Electronics: DAE4 Sn1354; Calibrated: 2022/10/31
- Phantom: Twin SAM V5.0; Type: QD000P40CD; Serial: TP:1470
- Measurement SW: DASY52, Version 52.10 (2); SEMCAD X Version 14.6.12 (7470)

Area Scan (8x14x1): Measurement grid: dx=15mm, dy=15mm
Maximum value of SAR (measured) = 1.02 W/kg

Zoom Scan (5x5x7)/Cube 0: Measurement grid: dx=8mm, dy=8mm, dz=5mm
Reference Value = 19.14 V/m; Power Drift = -0.08 dB
Peak SAR (extrapolated) = 1.69 W/kg
SAR(1 g) = 1.01 W/kg; SAR(10 g) = 0.483 W/kg
Maximum value of SAR (measured) = 1.54 W/kg

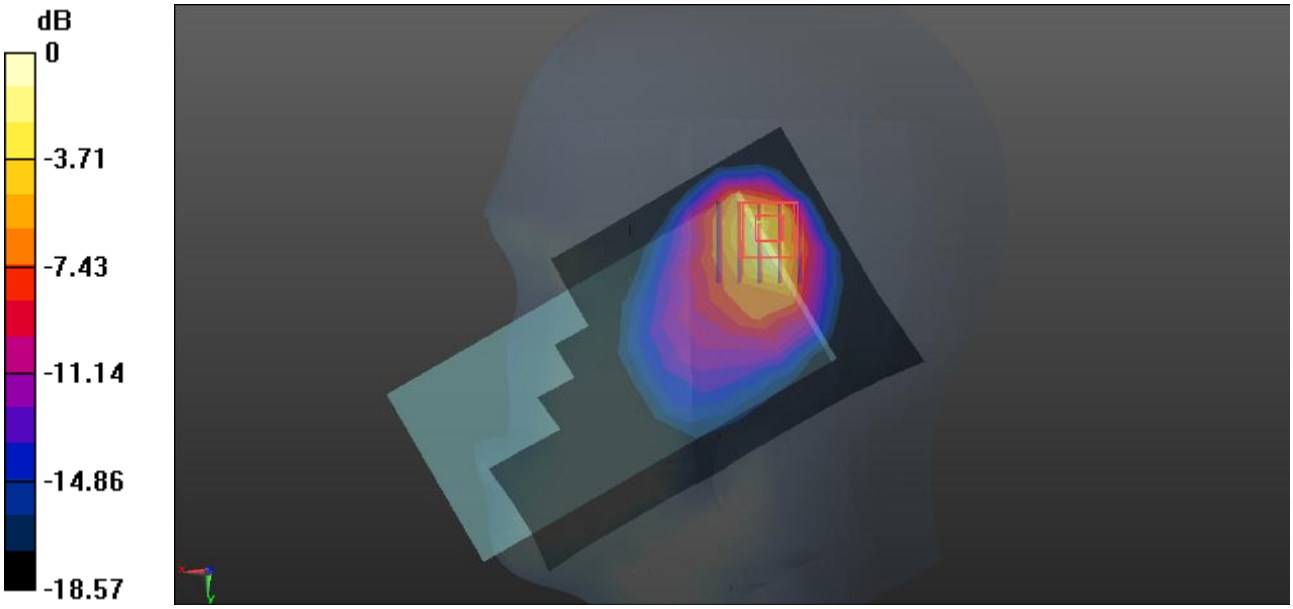

0 dB = 1.54 W/kg = 1.88 dBW/kg

Test Plot 187#: LTE Band 66_Body Front_1RB_Middle

DUT: Mobile Phone; Type: A666LN; Serial: 2BZF-3

Communication System: Generic FDD-LTE; Frequency: 1745 MHz;Duty Cycle: 1:1
Medium parameters used (interpolated): f = 1745 MHz; σ = 1.367 S/m; ε_r = 39.676; ρ = 1000 kg/m^3
Phantom section: Flat Section

DASY5 Configuration:

- Probe: EX3DV4 - SN7522; ConvF(8.15, 8.15, 8.15) @ 1745 MHz; Calibrated: 2023/5/29
- Sensor-Surface: 1.4mm (Mechanical Surface Detection)
- Electronics: DAE4 Sn1354; Calibrated: 2022/10/31
- Phantom: Twin SAM V5.0; Type: QD000P40CD; Serial: TP:1470
- Measurement SW: DASY52, Version 52.10 (2); SEMCAD X Version 14.6.12 (7470)

Area Scan (8x14x1): Measurement grid: dx=15mm, dy=15mm
Maximum value of SAR (measured) = 0.245 W/kg

Zoom Scan (5x5x7)/Cube 0: Measurement grid: dx=8mm, dy=8mm, dz=5mm
Reference Value = 4.368 V/m; Power Drift = 0.12 dB
Peak SAR (extrapolated) = 0.281 W/kg
SAR(1 g) = 0.199 W/kg; SAR(10 g) = 0.117 W/kg
Maximum value of SAR (measured) = 0.258 W/kg

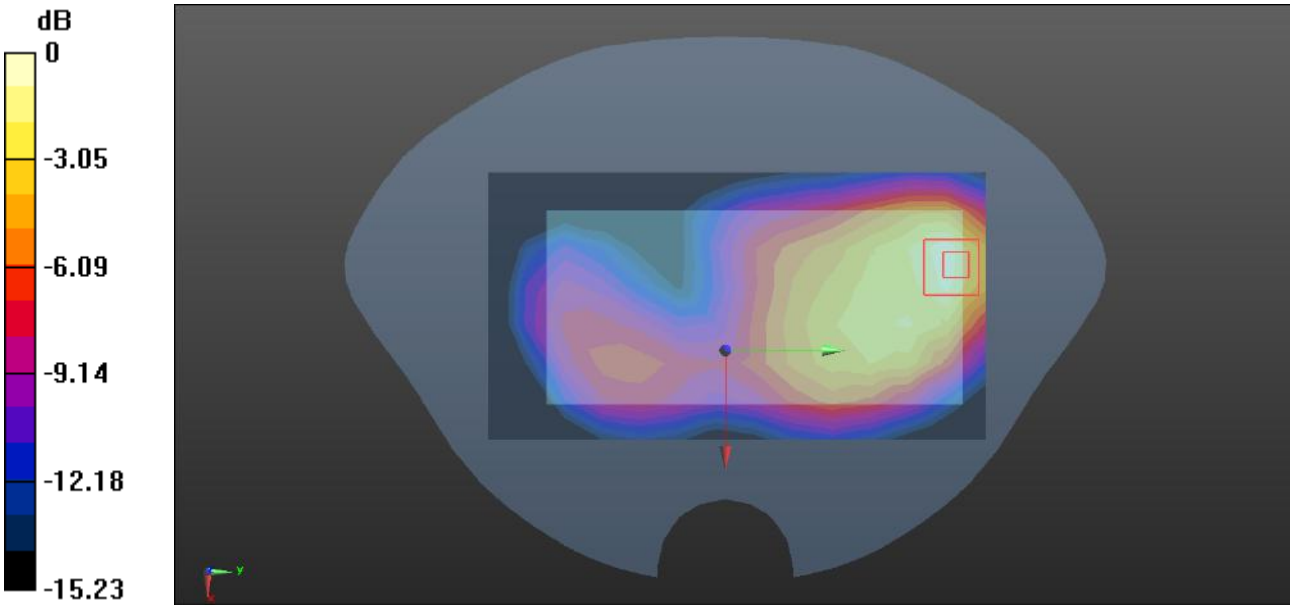

0 dB = 0.258 W/kg = -5.88 dBW/kg

Test Plot 188#: LTE Band 66_Body Front_50%RB_Middle

DUT: Mobile Phone; Type: A666LN; Serial: 2BZF-3

Communication System: Generic FDD-LTE; Frequency: 1745 MHz;Duty Cycle: 1:1
Medium parameters used (interpolated): f = 1745 MHz; σ = 1.367 S/m; ε_r = 39.676; ρ = 1000 kg/m^3
Phantom section: Flat Section

DASY5 Configuration:

- Probe: EX3DV4 - SN7522; ConvF(8.15, 8.15, 8.15) @ 1745 MHz; Calibrated: 2023/5/29
- Sensor-Surface: 1.4mm (Mechanical Surface Detection)
- Electronics: DAE4 Sn1354; Calibrated: 2022/10/31
- Phantom: Twin SAM V5.0; Type: QD000P40CD; Serial: TP:1470
- Measurement SW: DASY52, Version 52.10 (2); SEMCAD X Version 14.6.12 (7470)

Area Scan (8x14x1): Measurement grid: dx=15mm, dy=15mm
Maximum value of SAR (measured) = 0.182 W/kg

Zoom Scan (5x5x7)/Cube 0: Measurement grid: dx=8mm, dy=8mm, dz=5mm
Reference Value = 3.630 V/m; Power Drift = 0.10 dB
Peak SAR (extrapolated) = 0.210 W/kg
SAR(1 g) = 0.146 W/kg; SAR(10 g) = 0.085 W/kg
Maximum value of SAR (measured) = 0.192 W/kg

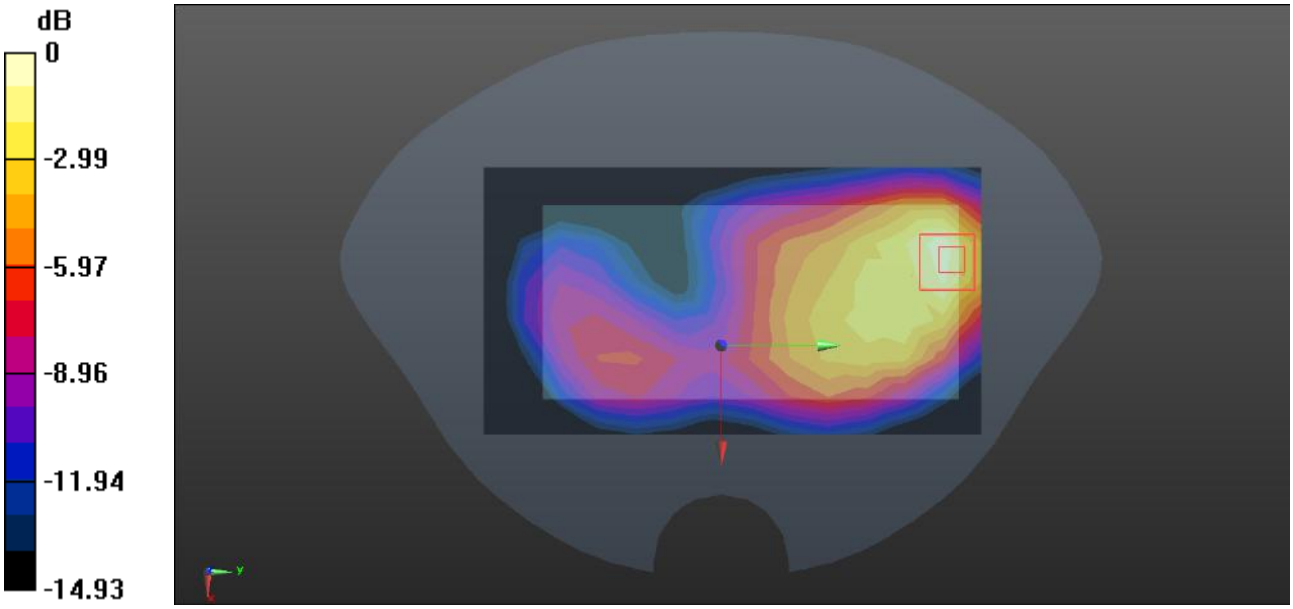

0 dB = 0.192 W/kg = -7.17 dBW/kg

Test Plot 189#: LTE Band 66_Body Back_1RB_Middle

DUT: Mobile Phone; Type: A666LN; Serial: 2BZF-3

Communication System: Generic FDD-LTE; Frequency: 1745 MHz;Duty Cycle: 1:1
Medium parameters used (interpolated): f = 1745 MHz; σ = 1.367 S/m; ε_r = 39.676; ρ = 1000 kg/m^3
Phantom section: Flat Section

DASY5 Configuration:

- Probe: EX3DV4 - SN7522; ConvF(8.15, 8.15, 8.15) @ 1745 MHz; Calibrated: 2023/5/29
- Sensor-Surface: 1.4mm (Mechanical Surface Detection)
- Electronics: DAE4 Sn1354; Calibrated: 2022/10/31
- Phantom: Twin SAM V5.0; Type: QD000P40CD; Serial: TP:1470
- Measurement SW: DASY52, Version 52.10 (2); SEMCAD X Version 14.6.12 (7470)

Area Scan (8x14x1): Measurement grid: dx=15mm, dy=15mm
Maximum value of SAR (measured) = 0.340 W/kg

Zoom Scan (5x5x7)/Cube 0: Measurement grid: dx=8mm, dy=8mm, dz=5mm
Reference Value = 6.116 V/m; Power Drift = -0.14 dB
Peak SAR (extrapolated) = 0.372 W/kg
SAR(1 g) = 0.247 W/kg; SAR(10 g) = 0.153 W/kg
Maximum value of SAR (measured) = 0.335 W/kg

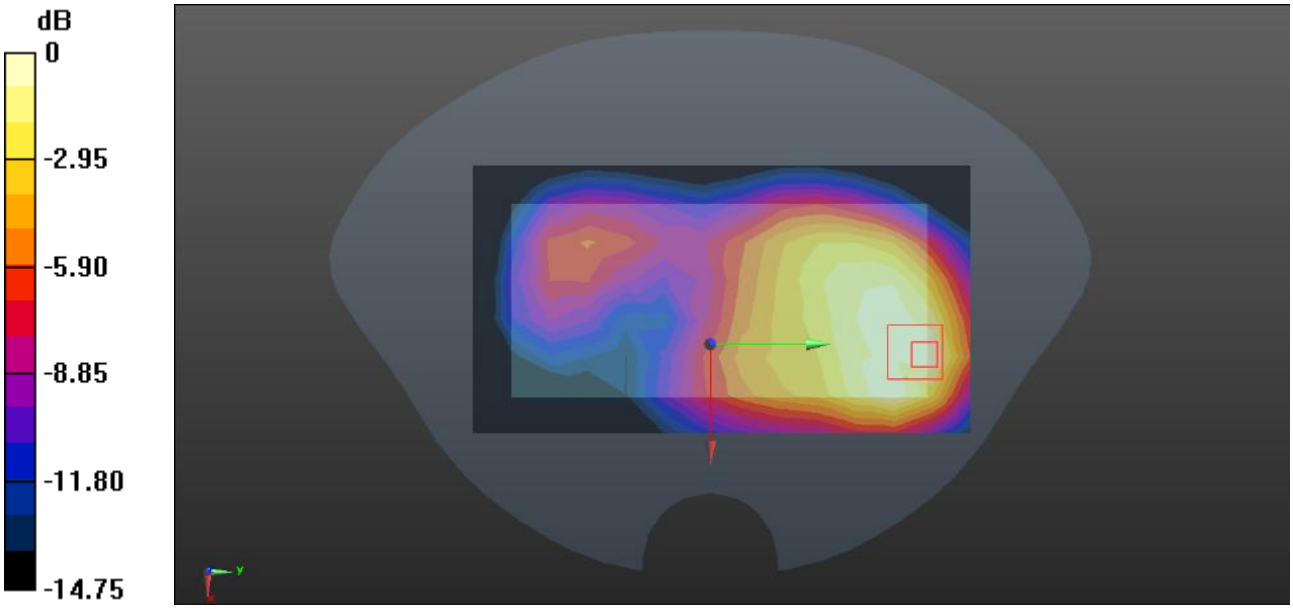

0 dB = 0.335 W/kg = -4.75 dBW/kg

Test Plot 190#: LTE Band 66_Body Back_50%RB_Middle

DUT: Mobile Phone; Type: A666LN; Serial: 2BZF-3

Communication System: Generic FDD-LTE; Frequency: 1745 MHz;Duty Cycle: 1:1
Medium parameters used (interpolated): f = 1745 MHz; σ = 1.367 S/m; ε_r = 39.676; ρ = 1000 kg/m^3
Phantom section: Flat Section

DASY5 Configuration:

- Probe: EX3DV4 - SN7522; ConvF(8.15, 8.15, 8.15) @ 1745 MHz; Calibrated: 2023/5/29
- Sensor-Surface: 1.4mm (Mechanical Surface Detection)
- Electronics: DAE4 Sn1354; Calibrated: 2022/10/31
- Phantom: Twin SAM V5.0; Type: QD000P40CD; Serial: TP:1470
- Measurement SW: DASY52, Version 52.10 (2); SEMCAD X Version 14.6.12 (7470)

Area Scan (8x14x1): Measurement grid: dx=15mm, dy=15mm
Maximum value of SAR (measured) = 0.228 W/kg

Zoom Scan (5x5x7)/Cube 0: Measurement grid: dx=8mm, dy=8mm, dz=5mm
Reference Value = 5.000 V/m; Power Drift = 0.02 dB
Peak SAR (extrapolated) = 0.256 W/kg
SAR(1 g) = 0.176 W/kg; SAR(10 g) = 0.109 W/kg
Maximum value of SAR (measured) = 0.236 W/kg

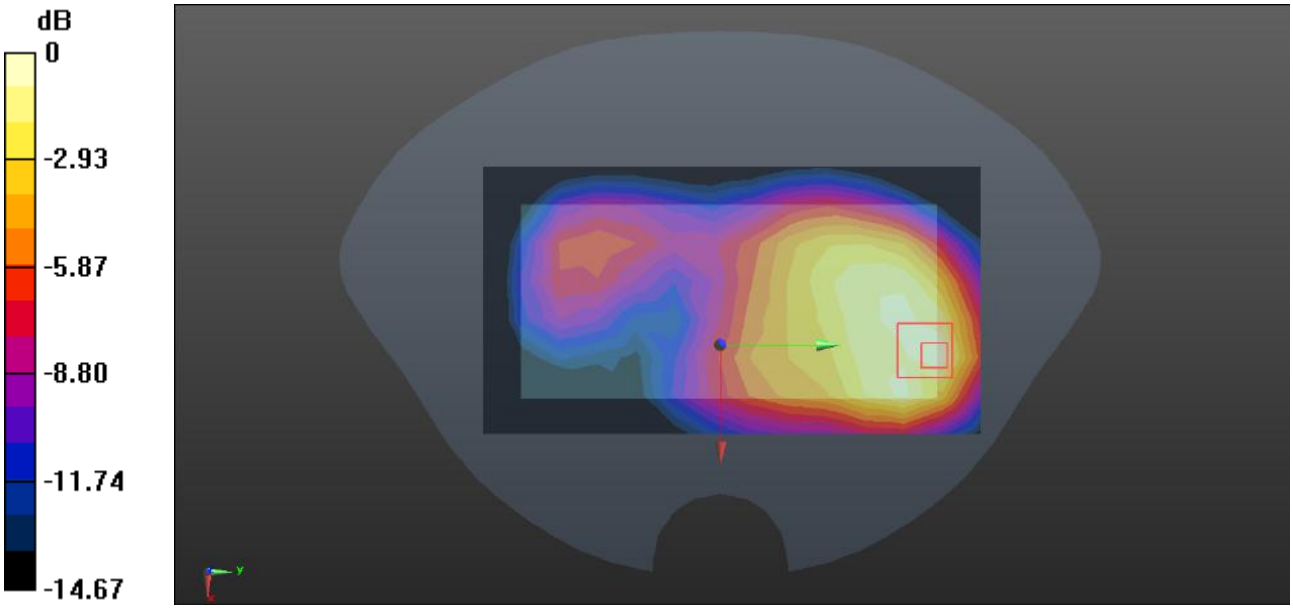

0 dB = 0.236 W/kg = -6.27 dBW/kg

Test Plot 191#: LTE Band 66_Body Left_1RB_Middle

DUT: Mobile Phone; Type: A666LN; Serial: 2BZF-3

Communication System: Generic FDD-LTE; Frequency: 1745 MHz;Duty Cycle: 1:1
Medium parameters used (interpolated): f = 1745 MHz; σ = 1.367 S/m; ε_r = 39.676; ρ = 1000 kg/m^3
Phantom section: Flat Section

DASY5 Configuration:

- Probe: EX3DV4 - SN7522; ConvF(8.15, 8.15, 8.15) @ 1745 MHz; Calibrated: 2023/5/29
- Sensor-Surface: 1.4mm (Mechanical Surface Detection)
- Electronics: DAE4 Sn1354; Calibrated: 2022/10/31
- Phantom: Twin SAM V5.0; Type: QD000P40CD; Serial: TP:1470
- Measurement SW: DASY52, Version 52.10 (2); SEMCAD X Version 14.6.12 (7470)

Area Scan (5x14x1): Measurement grid: dx=15mm, dy=15mm
Maximum value of SAR (measured) = 0.0805 W/kg

Zoom Scan (5x5x7)/Cube 0: Measurement grid: dx=8mm, dy=8mm, dz=5mm
Reference Value = 6.742 V/m; Power Drift = -0.05 dB
Peak SAR (extrapolated) = 0.0930 W/kg
SAR(1 g) = 0.062 W/kg; SAR(10 g) = 0.037 W/kg
Maximum value of SAR (measured) = 0.0846 W/kg

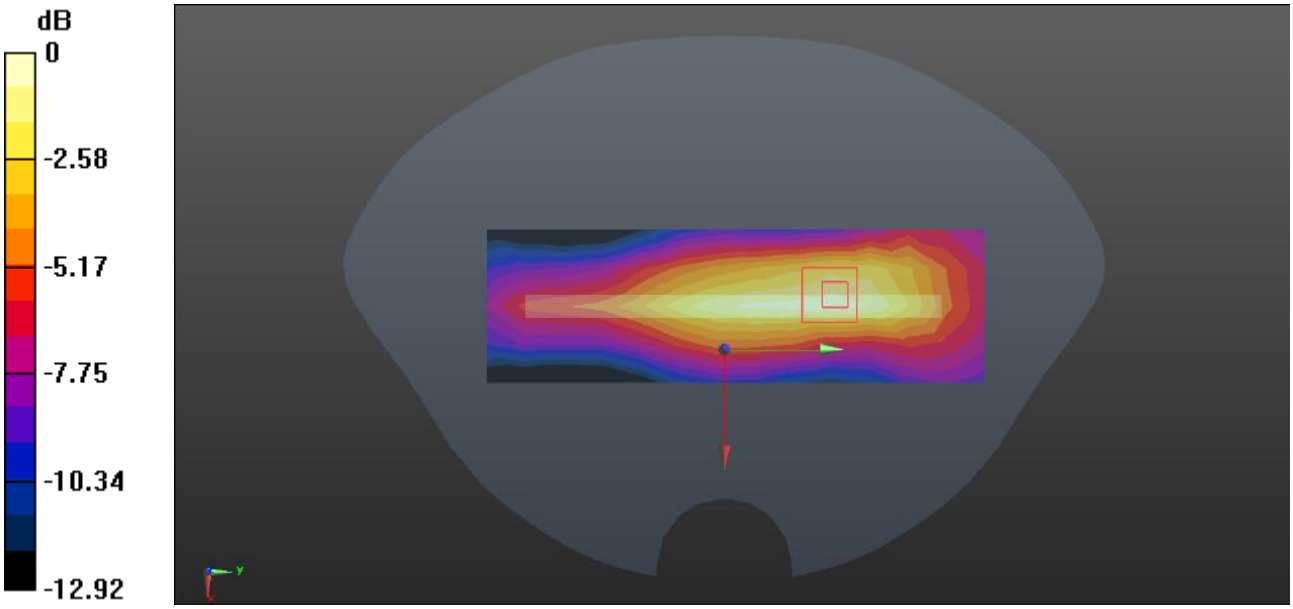

0 dB = 0.0846 W/kg = -10.73 dBW/kg

Test Plot 192#: LTE Band 66_Body Left_50%RB_Middle

DUT: Mobile Phone; Type: A666LN; Serial: 2BZF-3

Communication System: Generic FDD-LTE; Frequency: 1745 MHz;Duty Cycle: 1:1
Medium parameters used (interpolated): f = 1745 MHz; σ = 1.367 S/m; ε_r = 39.676; ρ = 1000 kg/m^3
Phantom section: Flat Section

DASY5 Configuration:

- Probe: EX3DV4 - SN7522; ConvF(8.15, 8.15, 8.15) @ 1745 MHz; Calibrated: 2023/5/29
- Sensor-Surface: 1.4mm (Mechanical Surface Detection)
- Electronics: DAE4 Sn1354; Calibrated: 2022/10/31
- Phantom: Twin SAM V5.0; Type: QD000P40CD; Serial: TP:1470
- Measurement SW: DASY52, Version 52.10 (2); SEMCAD X Version 14.6.12 (7470)

Area Scan (5x14x1): Measurement grid: dx=15mm, dy=15mm
Maximum value of SAR (measured) = 0.0492 W/kg

Zoom Scan (5x5x7)/Cube 0: Measurement grid: dx=8mm, dy=8mm, dz=5mm
Reference Value = 5.199 V/m; Power Drift = 0.06 dB
Peak SAR (extrapolated) = 0.0590 W/kg
SAR(1 g) = 0.039 W/kg; SAR(10 g) = 0.023 W/kg
Maximum value of SAR (measured) = 0.0532 W/kg

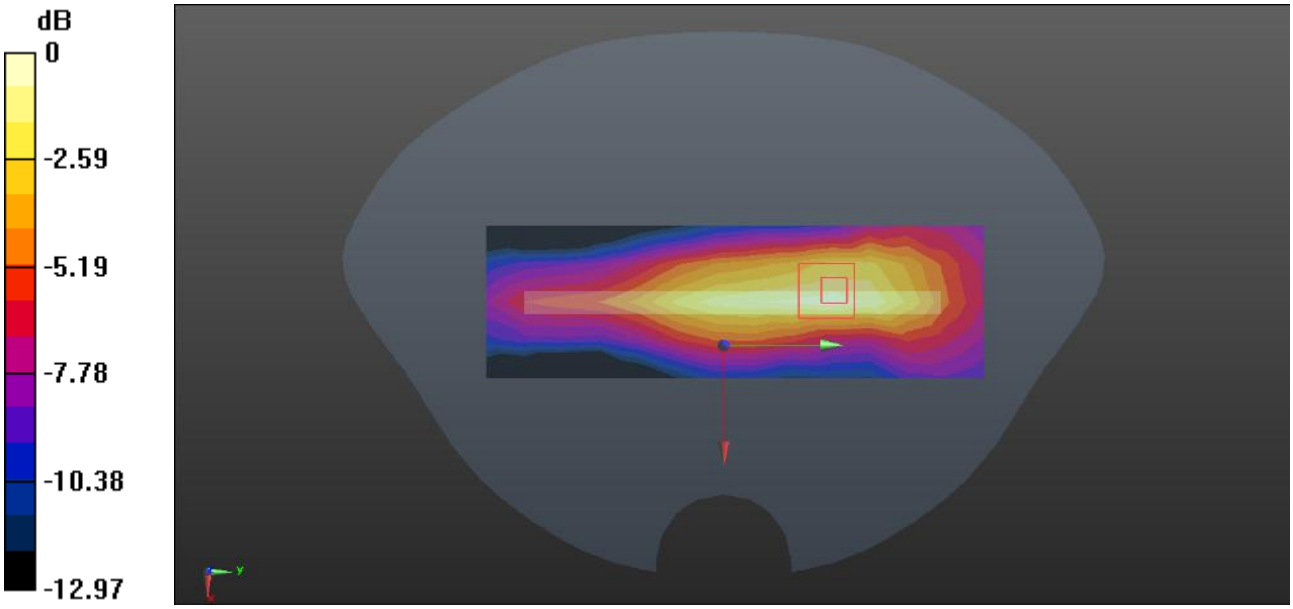

0 dB = 0.0532 W/kg = -12.74 dBW/kg

Test Plot 193#: LTE Band 66_Body Top_1RB_Middle

DUT: Mobile Phone; Type: A666LN; Serial: 2BZF-3

Communication System: Generic FDD-LTE; Frequency: 1745 MHz;Duty Cycle: 1:1
Medium parameters used (interpolated): f = 1745 MHz; σ = 1.367 S/m; ε_r = 39.676; ρ = 1000 kg/m^3
Phantom section: Flat Section

DASY5 Configuration:

- Probe: EX3DV4 - SN7522; ConvF(8.15, 8.15, 8.15) @ 1745 MHz; Calibrated: 2023/5/29
- Sensor-Surface: 1.4mm (Mechanical Surface Detection)
- Electronics: DAE4 Sn1354; Calibrated: 2022/10/31
- Phantom: Twin SAM V5.0; Type: QD000P40CD; Serial: TP:1470
- Measurement SW: DASY52, Version 52.10 (2); SEMCAD X Version 14.6.12 (7470)

Area Scan (5x7x1): Measurement grid: dx=15mm, dy=15mm
Maximum value of SAR (measured) = 0.578 W/kg

Zoom Scan (5x5x7)/Cube 0: Measurement grid: dx=8mm, dy=8mm, dz=5mm
Reference Value = 16.96 V/m; Power Drift = -0.13 dB
Peak SAR (extrapolated) = 0.633 W/kg
SAR(1 g) = 0.414 W/kg; SAR(10 g) = 0.217 W/kg
Maximum value of SAR (measured) = 0.574 W/kg

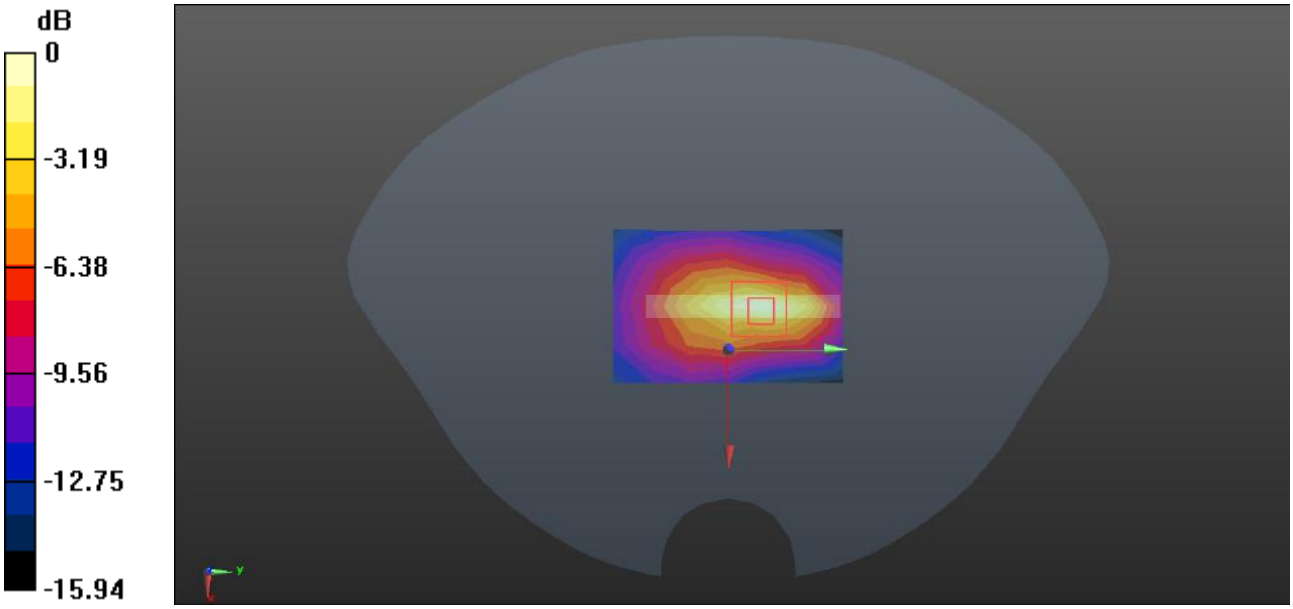

0 dB = 0.574 W/kg = -2.41 dBW/kg

Test Plot 194#: LTE Band 66_Body Top_50%RB_Middle

DUT: Mobile Phone; Type: A666LN; Serial: 2BZF-3

Communication System: Generic FDD-LTE; Frequency: 1745 MHz;Duty Cycle: 1:1
Medium parameters used (interpolated): f = 1745 MHz; σ = 1.367 S/m; ε_r = 39.676; ρ = 1000 kg/m^3
Phantom section: Flat Section

DASY5 Configuration:

- Probe: EX3DV4 - SN7522; ConvF(8.15, 8.15, 8.15) @ 1745 MHz; Calibrated: 2023/5/29
- Sensor-Surface: 1.4mm (Mechanical Surface Detection)
- Electronics: DAE4 Sn1354; Calibrated: 2022/10/31
- Phantom: Twin SAM V5.0; Type: QD000P40CD; Serial: TP:1470
- Measurement SW: DASY52, Version 52.10 (2); SEMCAD X Version 14.6.12 (7470)

Area Scan (5x7x1): Measurement grid: dx=15mm, dy=15mm
Maximum value of SAR (measured) = 0.411 W/kg

Zoom Scan (5x5x7)/Cube 0: Measurement grid: dx=8mm, dy=8mm, dz=5mm
Reference Value = 13.95 V/m; Power Drift = 0.02 dB
Peak SAR (extrapolated) = 0.470 W/kg
SAR(1 g) = 0.300 W/kg; SAR(10 g) = 0.157 W/kg
Maximum value of SAR (measured) = 0.427 W/kg

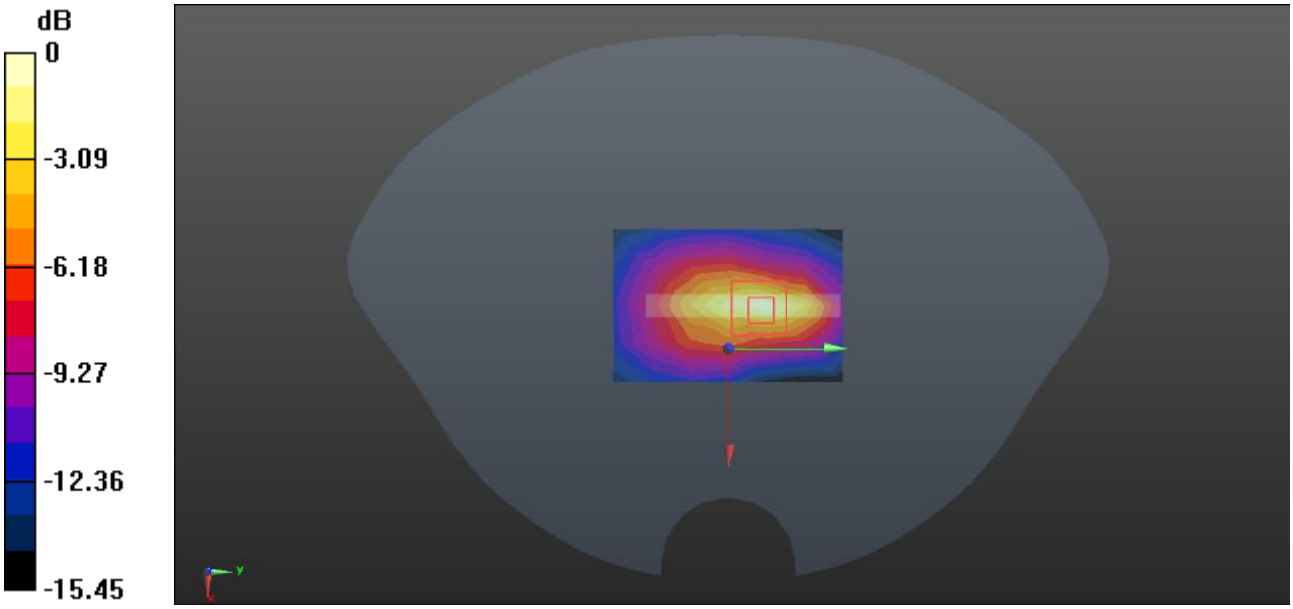

0 dB = 0.427 W/kg = -3.70 dBW/kg

Test Plot 195#: 2.4G WIFI_Head Left Cheek_Middle

DUT: Mobile Phone; Type: A666LN; Serial: 2BZF-3

Communication System: 802.11 b (0); Frequency: 2442 MHz;Duty Cycle: 1:1.02
Medium parameters used (interpolated): f = 2442 MHz; σ = 1.845 S/m; ε_r = 40.712; ρ = 1000 kg/m^3
Phantom section: Left Section

DASY5 Configuration:

- Probe: EX3DV4 - SN7522; ConvF(7.42, 7.42, 7.42) @ 2442 MHz; Calibrated: 2023/5/29
- Sensor-Surface: 1.4mm (Mechanical Surface Detection)
- Electronics: DAE4 Sn1354; Calibrated: 2022/10/31
- Phantom: Twin SAM V5.0; Type: QD000P40CD; Serial: TP:1470
- Measurement SW: DASY52, Version 52.10 (2); SEMCAD X Version 14.6.12 (7470)

Area Scan (11x11x1): Measurement grid: dx=10mm, dy=10mm
Maximum value of SAR (measured) = 0.100 W/kg

Zoom Scan (7x7x7)/Cube 0: Measurement grid: dx=5mm, dy=5mm, dz=5mm
Reference Value = 5.604 V/m; Power Drift = -0.09 dB
Peak SAR (extrapolated) = 0.128 W/kg
SAR(1 g) = 0.069 W/kg; SAR(10 g) = 0.035 W/kg
Maximum value of SAR (measured) = 0.109 W/kg

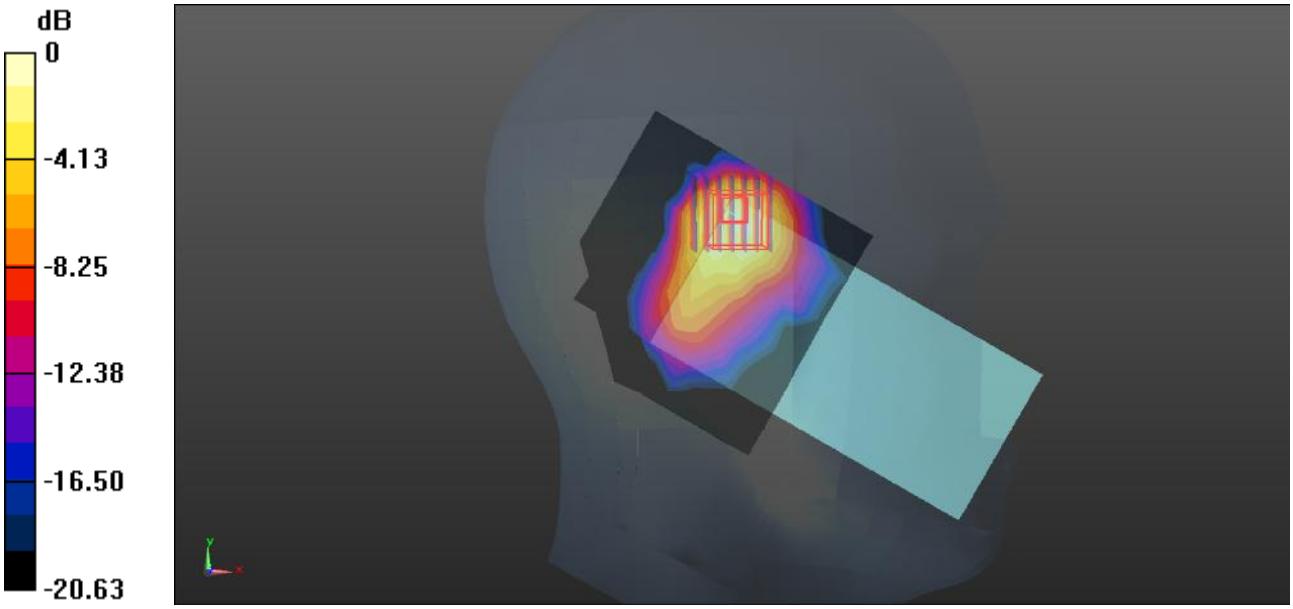

0 dB = 0.109 W/kg = -9.63 dBW/kg

Test Plot 196#: 2.4G WIFI_Head Left Tilt_Middle

DUT: Mobile Phone; Type: A666LN; Serial: 2BZF-3

Communication System: 802.11 b (0); Frequency: 2442 MHz;Duty Cycle: 1:1.02
Medium parameters used (interpolated): f = 2442 MHz; σ = 1.845 S/m; ε_r = 40.712; ρ = 1000 kg/m^3
Phantom section: Left Section

DASY5 Configuration:

- Probe: EX3DV4 - SN7522; ConvF(7.42, 7.42, 7.42) @ 2442 MHz; Calibrated: 2023/5/29
- Sensor-Surface: 1.4mm (Mechanical Surface Detection)
- Electronics: DAE4 Sn1354; Calibrated: 2022/10/31
- Phantom: Twin SAM V5.0; Type: QD000P40CD; Serial: TP:1470
- Measurement SW: DASY52, Version 52.10 (2); SEMCAD X Version 14.6.12 (7470)

Area Scan (11x11x1): Measurement grid: dx=10mm, dy=10mm
Maximum value of SAR (measured) = 0.107 W/kg

Zoom Scan (7x7x7)/Cube 0: Measurement grid: dx=5mm, dy=5mm, dz=5mm
Reference Value = 6.455 V/m; Power Drift = -0.02 dB
Peak SAR (extrapolated) = 0.141 W/kg
SAR(1 g) = 0.074 W/kg; SAR(10 g) = 0.037 W/kg
Maximum value of SAR (measured) = 0.123 W/kg

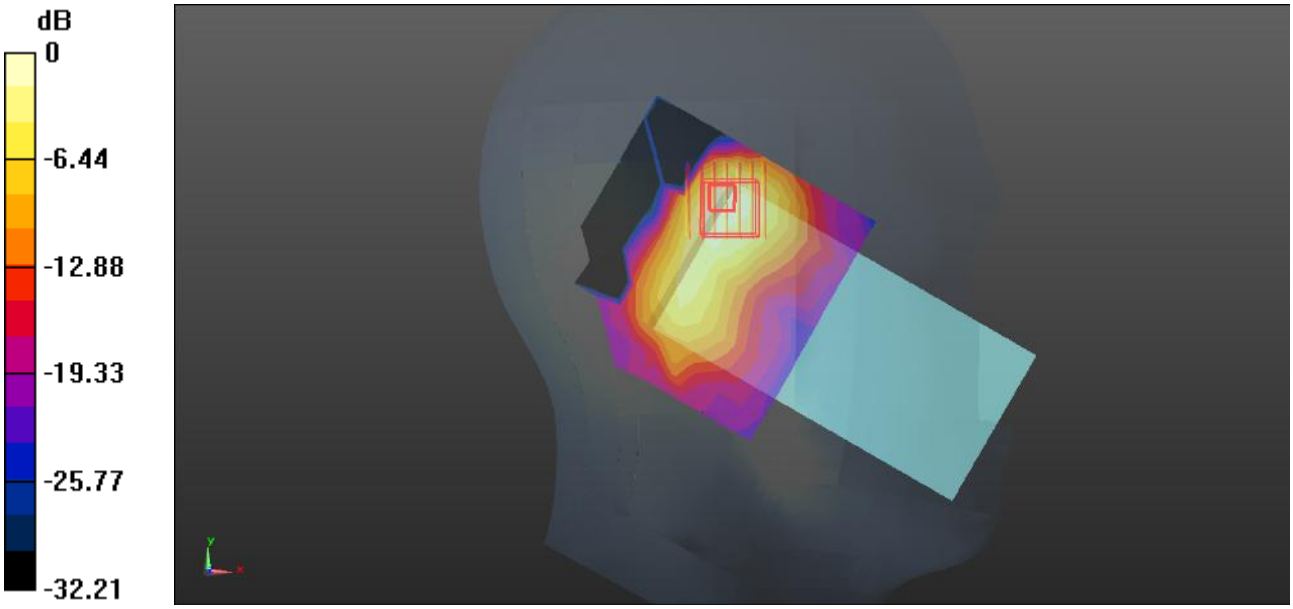

0 dB = 0.123 W/kg = -9.10 dBW/kg

Test Plot 197#: 2.4G WIFI_Head Right Cheek_Middle

DUT: Mobile Phone; Type: A666LN; Serial: 2BZF-3

Communication System: 802.11 b (0); Frequency: 2442 MHz;Duty Cycle: 1:1.02
Medium parameters used (interpolated): f = 2442 MHz; σ = 1.845 S/m; ε_r = 40.712; ρ = 1000 kg/m^3
Phantom section: Right Section

DASY5 Configuration:

- Probe: EX3DV4 - SN7522; ConvF(7.42, 7.42, 7.42) @ 2442 MHz; Calibrated: 2023/5/29
- Sensor-Surface: 1.4mm (Mechanical Surface Detection)
- Electronics: DAE4 Sn1354; Calibrated: 2022/10/31
- Phantom: Twin SAM V5.0; Type: QD000P40CD; Serial: TP:1470
- Measurement SW: DASY52, Version 52.10 (2); SEMCAD X Version 14.6.12 (7470)

Area Scan (11x11x1): Measurement grid: dx=10mm, dy=10mm
Maximum value of SAR (measured) = 0.0482 W/kg

Zoom Scan (7x7x7)/Cube 0: Measurement grid: dx=5mm, dy=5mm, dz=5mm
Reference Value = 6.306 V/m; Power Drift = -0.17 dB
Peak SAR (extrapolated) = 0.0530 W/kg
SAR(1 g) = 0.038 W/kg; SAR(10 g) = 0.020 W/kg
Maximum value of SAR (measured) = 0.0490 W/kg



0 dB = 0.0490 W/kg = -13.10 dBW/kg

Test Plot 198#: 2.4G WIFI_Head Right Tilt_Middle

DUT: Mobile Phone; Type: A666LN; Serial: 2BZF-3

Communication System: 802.11 b (0); Frequency: 2442 MHz;Duty Cycle: 1:1.02
Medium parameters used (interpolated): f = 2442 MHz; σ = 1.845 S/m; ε_r = 40.712; ρ = 1000 kg/m^3
Phantom section: Right Section

DASY5 Configuration:

- Probe: EX3DV4 - SN7522; ConvF(7.42, 7.42, 7.42) @ 2442 MHz; Calibrated: 2023/5/29
- Sensor-Surface: 1.4mm (Mechanical Surface Detection)
- Electronics: DAE4 Sn1354; Calibrated: 2022/10/31
- Phantom: Twin SAM V5.0; Type: QD000P40CD; Serial: TP:1470
- Measurement SW: DASY52, Version 52.10 (2); SEMCAD X Version 14.6.12 (7470)

Area Scan (11x11x1): Measurement grid: dx=10mm, dy=10mm
Maximum value of SAR (measured) = 0.0710 W/kg

Zoom Scan (7x7x7)/Cube 0: Measurement grid: dx=5mm, dy=5mm, dz=5mm
Reference Value = 6.652 V/m; Power Drift = 0.01 dB
Peak SAR (extrapolated) = 0.0780 W/kg
SAR(1 g) = 0.054 W/kg; SAR(10 g) = 0.028 W/kg
Maximum value of SAR (measured) = 0.0708 W/kg



0 dB = 0.0708 W/kg = -11.50 dBW/kg

Test Plot 199#: 2.4G WIFI_Body Back_Middle

DUT: Mobile Phone; Type: A666LN; Serial: 2BZF-3

Communication System: 802.11 b (0); Frequency: 2442 MHz;Duty Cycle: 1:1.02
Medium parameters used (interpolated): f = 2442 MHz; σ = 1.845 S/m; ε_r = 40.712; ρ = 1000 kg/m^3
Phantom section: Flat Section

DASY5 Configuration:

- Probe: EX3DV4 - SN7522; ConvF(7.42, 7.42, 7.42) @ 2442 MHz; Calibrated: 2023/5/29
- Sensor-Surface: 1.4mm (Mechanical Surface Detection)
- Electronics: DAE4 Sn1354; Calibrated: 2022/10/31
- Phantom: Twin SAM V5.0; Type: QD000P40CD; Serial: TP:1470
- Measurement SW: DASY52, Version 52.10 (2); SEMCAD X Version 14.6.12 (7470)

Area Scan (11x11x1): Measurement grid: dx=10mm, dy=10mm
Maximum value of SAR (measured) = 0.105 W/kg

Zoom Scan (7x7x7)/Cube 0: Measurement grid: dx=5mm, dy=5mm, dz=5mm
Reference Value = 4.537 V/m; Power Drift = 0.06 dB
Peak SAR (extrapolated) = 0.138 W/kg
SAR(1 g) = 0.071 W/kg; SAR(10 g) = 0.032 W/kg
Maximum value of SAR (measured) = 0.119 W/kg

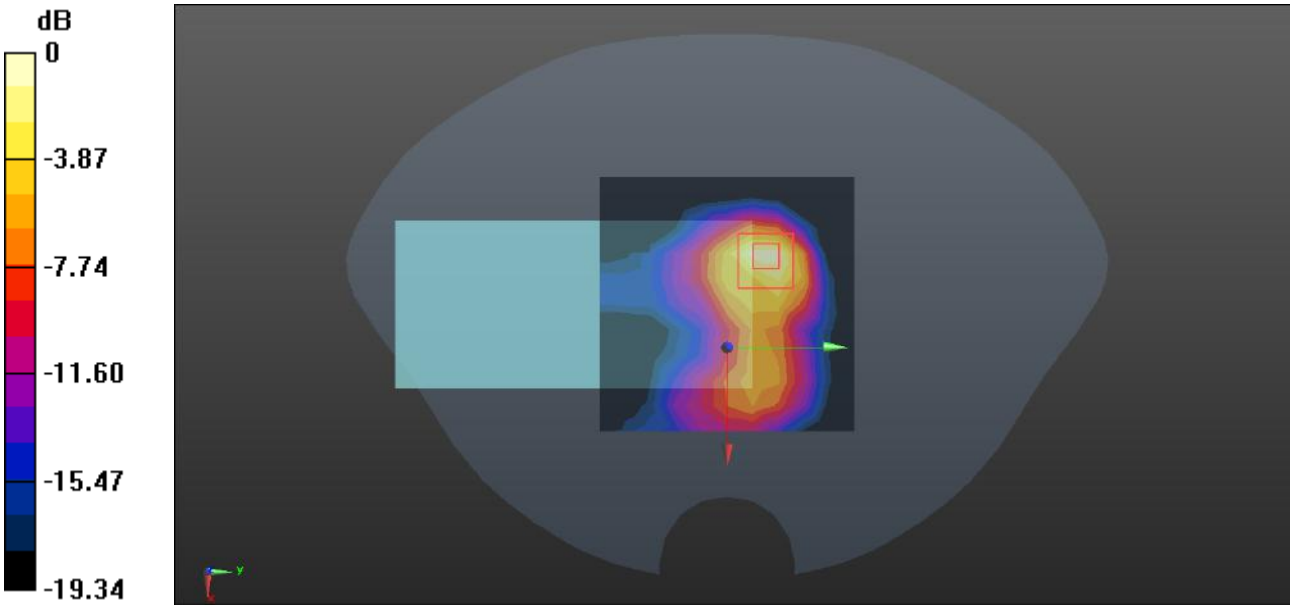

0 dB = 0.119 W/kg = -9.24 dBW/kg

Test Plot 200#: 2.4G WIFI_Body Right_Middle

DUT: Mobile Phone; Type: A666LN; Serial: 2BZF-3

Communication System: 802.11 b (0); Frequency: 2442 MHz;Duty Cycle: 1:1.02
Medium parameters used (interpolated): f = 2442 MHz; σ = 1.845 S/m; ε_r = 40.712; ρ = 1000 kg/m^3
Phantom section: Flat Section

DASY5 Configuration:

- Probe: EX3DV4 - SN7522; ConvF(7.42, 7.42, 7.42) @ 2442 MHz; Calibrated: 2023/5/29
- Sensor-Surface: 1.4mm (Mechanical Surface Detection)
- Electronics: DAE4 Sn1354; Calibrated: 2022/10/31
- Phantom: Twin SAM V5.0; Type: QD000P40CD; Serial: TP:1470
- Measurement SW: DASY52, Version 52.10 (2); SEMCAD X Version 14.6.12 (7470)

Area Scan (11x12x1): Measurement grid: dx=10mm, dy=10mm
Maximum value of SAR (measured) = 0.0237 W/kg

Zoom Scan (7x7x7)/Cube 0: Measurement grid: dx=5mm, dy=5mm, dz=5mm
Reference Value = 3.958 V/m; Power Drift = -0.02 dB
Peak SAR (extrapolated) = 0.0380 W/kg
SAR(1 g) = 0.018 W/kg; SAR(10 g) = 0.00698 W/kg
Maximum value of SAR (measured) = 0.0264 W/kg

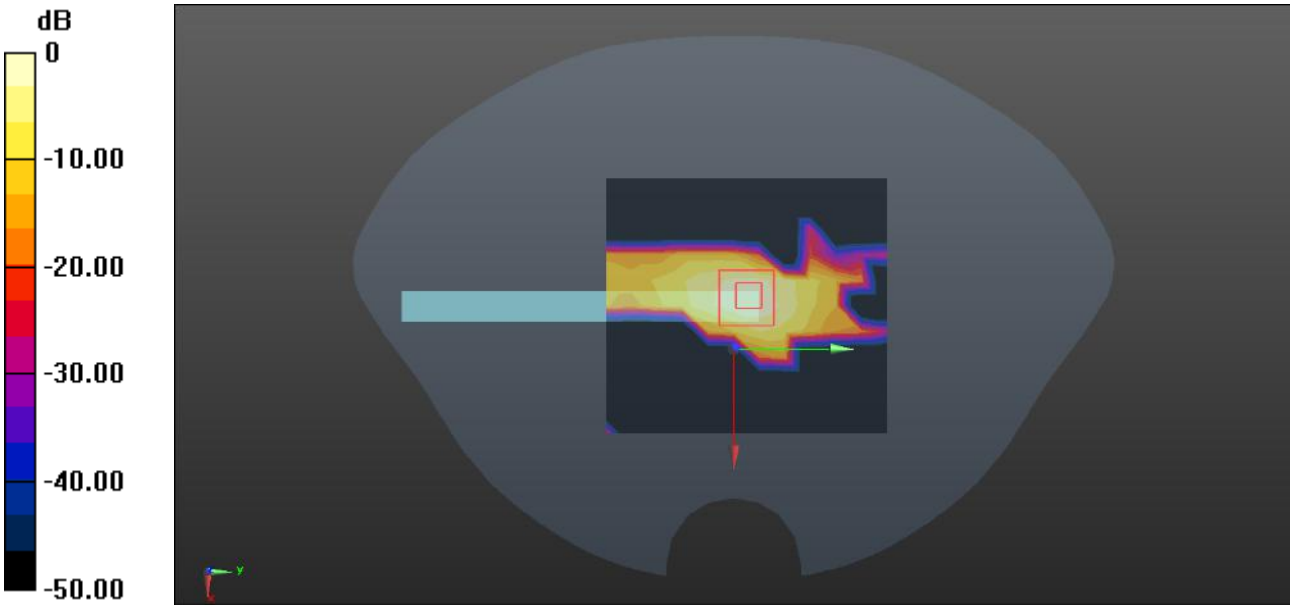

0 dB = 0.0264 W/kg = -15.78 dBW/kg

Test Plot 201#: 2.4G WIFI_Body Top_Middle

DUT: Mobile Phone; Type: A666LN; Serial: 2BZF-3

Communication System: 802.11 b (0); Frequency: 2442 MHz;Duty Cycle: 1:1.02
Medium parameters used (interpolated): f = 2442 MHz; σ = 1.845 S/m; ε_r = 40.712; ρ = 1000 kg/m^3
Phantom section: Flat Section

DASY5 Configuration:

- Probe: EX3DV4 - SN7522; ConvF(7.42, 7.42, 7.42) @ 2442 MHz; Calibrated: 2023/5/29
- Sensor-Surface: 1.4mm (Mechanical Surface Detection)
- Electronics: DAE4 Sn1354; Calibrated: 2022/10/31
- Phantom: Twin SAM V5.0; Type: QD000P40CD; Serial: TP:1470
- Measurement SW: DASY52, Version 52.10 (2); SEMCAD X Version 14.6.12 (7470)

Area Scan (9x12x1): Measurement grid: dx=10mm, dy=10mm
Maximum value of SAR (measured) = 0.0537 W/kg

Zoom Scan (7x7x7)/Cube 0: Measurement grid: dx=5mm, dy=5mm, dz=5mm
Reference Value = 4.571 V/m; Power Drift = -0.12 dB
Peak SAR (extrapolated) = 0.0890 W/kg
SAR(1 g) = 0.042 W/kg; SAR(10 g) = 0.023 W/kg
Maximum value of SAR (measured) = 0.0555 W/kg

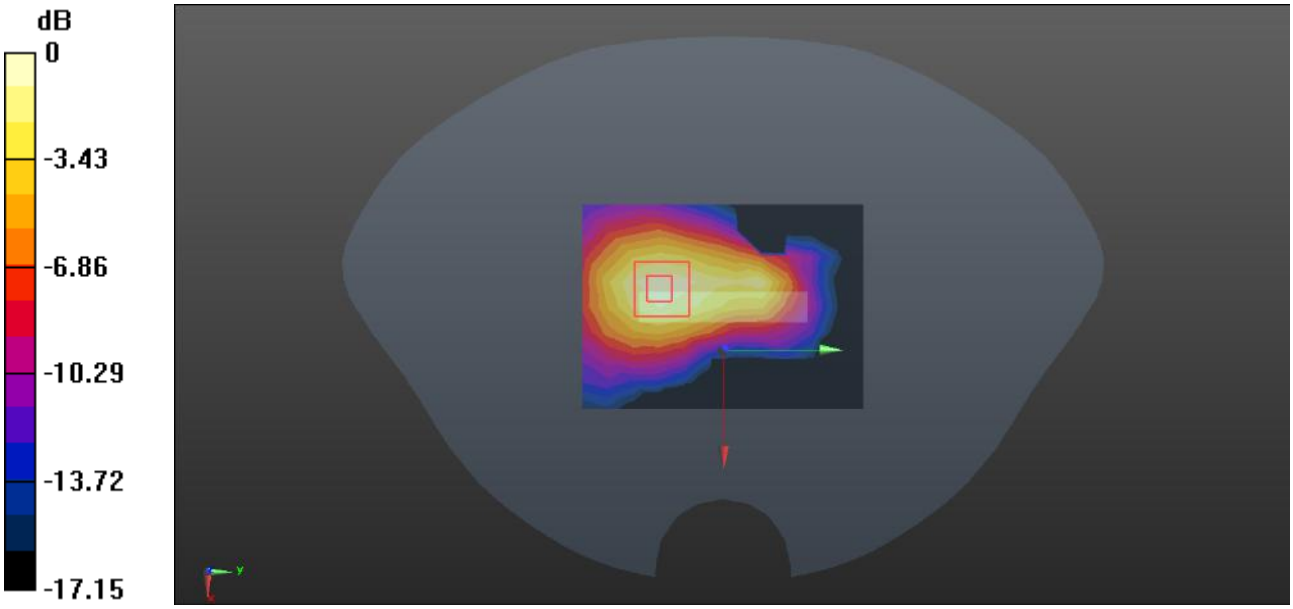

0 dB = 0.0555 W/kg = -12.56 dBW/kg

Test Plot 202#: 5.2G WIFI_Head Left Cheek_Middle

DUT: Mobile Phone; Type: A666LN; Serial: 2BZF-3

Communication System: 802.11a (0); Frequency: 5200 MHz;Duty Cycle: 1:1.1
Medium parameters used: f = 5200 MHz; σ = 4.612 S/m; ε_r = 36.794; ρ = 1000 kg/m^3
Phantom section: Left Section

DASY5 Configuration:

- Probe: EX3DV4 - SN7522; ConvF(5.36, 5.36, 5.36) @ 5200 MHz; Calibrated: 2023/5/29
- Sensor-Surface: 1.4mm (Mechanical Surface Detection)
- Electronics: DAE4 Sn1354; Calibrated: 2022/10/31
- Phantom: Twin SAM V5.0; Type: QD000P40CD; Serial: TP:1470
- Measurement SW: DASY52, Version 52.10 (2); SEMCAD X Version 14.6.12 (7470)

Area Scan (11x11x1): Measurement grid: dx=10mm, dy=10mm
Maximum value of SAR (measured) = 0.255 W/kg

Zoom Scan (9x9x16)/Cube 0: Measurement grid: dx=4mm, dy=4mm, dz=2mm
Reference Value = 7.237 V/m; Power Drift = -0.12 dB
Peak SAR (extrapolated) = 0.548 W/kg
SAR(1 g) = 0.148 W/kg; SAR(10 g) = 0.042 W/kg
Maximum value of SAR (measured) = 0.378 W/kg

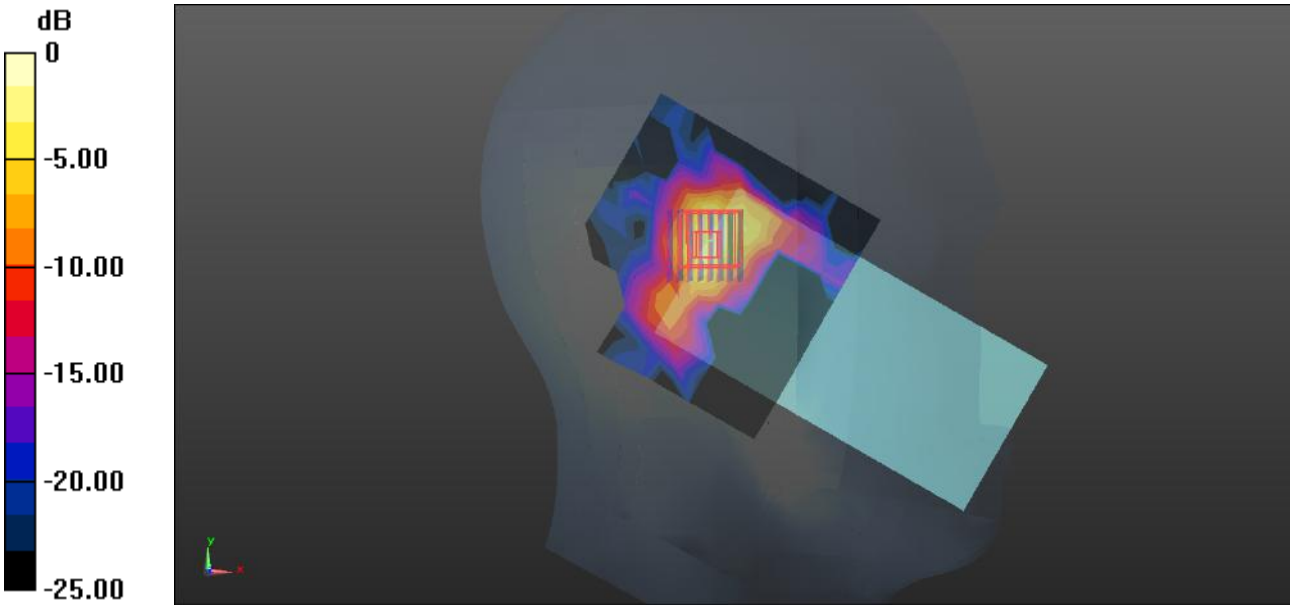

0 dB = 0.378 W/kg = -4.23 dBW/kg

Test Plot 203#: 5.2G WIFI_Head Left Tilt_Middle

DUT: Mobile Phone; Type: A666LN; Serial: 2BZF-3

Communication System: 802.11a (0); Frequency: 5200 MHz;Duty Cycle: 1:1.1
Medium parameters used: f = 5200 MHz; σ = 4.612 S/m; ε_r = 36.794; ρ = 1000 kg/m^3
Phantom section: Left Section

DASY5 Configuration:

- Probe: EX3DV4 - SN7522; ConvF(5.36, 5.36, 5.36) @ 5200 MHz; Calibrated: 2023/5/29
- Sensor-Surface: 1.4mm (Mechanical Surface Detection)
- Electronics: DAE4 Sn1354; Calibrated: 2022/10/31
- Phantom: Twin SAM V5.0; Type: QD000P40CD; Serial: TP:1470
- Measurement SW: DASY52, Version 52.10 (2); SEMCAD X Version 14.6.12 (7470)

Area Scan (11x11x1): Measurement grid: dx=10mm, dy=10mm
Maximum value of SAR (measured) = 0.380 W/kg

Zoom Scan (9x9x16)/Cube 0: Measurement grid: dx=4mm, dy=4mm, dz=2mm
Reference Value = 9.078 V/m; Power Drift = 0.05 dB
Peak SAR (extrapolated) = 0.655 W/kg
SAR(1 g) = 0.173 W/kg; SAR(10 g) = 0.058 W/kg
Maximum value of SAR (measured) = 0.421 W/kg



0 dB = 0.421 W/kg = -3.76 dBW/kg

Test Plot 204#: 5.2G WIFI_Head Right Cheek_Middle

DUT: Mobile Phone; Type: A666LN; Serial: 2BZF-3

Communication System: 802.11a (0); Frequency: 5200 MHz;Duty Cycle: 1:1.1
Medium parameters used: f = 5200 MHz; σ = 4.612 S/m; ε_r = 36.794; ρ = 1000 kg/m^3
Phantom section: Right Section

DASY5 Configuration:

- Probe: EX3DV4 - SN7522; ConvF(5.36, 5.36, 5.36) @ 5200 MHz; Calibrated: 2023/5/29
- Sensor-Surface: 1.4mm (Mechanical Surface Detection)
- Electronics: DAE4 Sn1354; Calibrated: 2022/10/31
- Phantom: Twin SAM V5.0; Type: QD000P40CD; Serial: TP:1470
- Measurement SW: DASY52, Version 52.10 (2); SEMCAD X Version 14.6.12 (7470)

Area Scan (11x11x1): Measurement grid: dx=10mm, dy=10mm
Maximum value of SAR (measured) = 0.204 W/kg

Zoom Scan (9x9x16)/Cube 0: Measurement grid: dx=4mm, dy=4mm, dz=2mm
Reference Value = 6.605 V/m; Power Drift = -0.18 dB
Peak SAR (extrapolated) = 0.290 W/kg
SAR(1 g) = 0.066 W/kg; SAR(10 g) = 0.019 W/kg
Maximum value of SAR (measured) = 0.209 W/kg



0 dB = 0.209 W/kg = -6.80 dBW/kg

Test Plot 205#: 5.2G WIFI_Head Right Tilt_Middle

DUT: Mobile Phone; Type: A666LN; Serial: 2BZF-3

Communication System: 802.11a (0); Frequency: 5200 MHz;Duty Cycle: 1:1.1
Medium parameters used: f = 5200 MHz; σ = 4.612 S/m; ε_r = 36.794; ρ = 1000 kg/m^3
Phantom section: Right Section

DASY5 Configuration:

- Probe: EX3DV4 - SN7522; ConvF(5.36, 5.36, 5.36) @ 5200 MHz; Calibrated: 2023/5/29
- Sensor-Surface: 1.4mm (Mechanical Surface Detection)
- Electronics: DAE4 Sn1354; Calibrated: 2022/10/31
- Phantom: Twin SAM V5.0; Type: QD000P40CD; Serial: TP:1470
- Measurement SW: DASY52, Version 52.10 (2); SEMCAD X Version 14.6.12 (7470)

Area Scan (11x11x1): Measurement grid: dx=10mm, dy=10mm
Maximum value of SAR (measured) = 0.289 W/kg

Zoom Scan (9x9x16)/Cube 0: Measurement grid: dx=4mm, dy=4mm, dz=2mm
Reference Value = 7.557 V/m; Power Drift = -0.02 dB
Peak SAR (extrapolated) = 0.436 W/kg
SAR(1 g) = 0.171 W/kg; SAR(10 g) = 0.050 W/kg
Maximum value of SAR (measured) = 0.327 W/kg



0 dB = 0.327 W/kg = -4.85 dBW/kg

Test Plot 206#: 5.2G WIFI_Body Front_Middle

DUT: Mobile Phone; Type: A666LN; Serial: 2BZF-3

Communication System: 802.11a (0); Frequency: 5200 MHz;Duty Cycle: 1:1.1
Medium parameters used: f = 5200 MHz; σ = 4.612 S/m; ε_r = 36.794; ρ = 1000 kg/m^3
Phantom section: Flat Section

DASY5 Configuration:

- Probe: EX3DV4 - SN7522; ConvF(5.36, 5.36, 5.36) @ 5200 MHz; Calibrated: 2023/5/29
- Sensor-Surface: 1.4mm (Mechanical Surface Detection)
- Electronics: DAE4 Sn1354; Calibrated: 2022/10/31
- Phantom: Twin SAM V5.0; Type: QD000P40CD; Serial: TP:1470
- Measurement SW: DASY52, Version 52.10 (2); SEMCAD X Version 14.6.12 (7470)

Area Scan (11x11x1): Measurement grid: dx=10mm, dy=10mm
Maximum value of SAR (measured) = 0.0760 W/kg

Zoom Scan (9x9x16)/Cube 0: Measurement grid: dx=4mm, dy=4mm, dz=2mm
Reference Value = 2.557 V/m; Power Drift = 0.08 dB
Peak SAR (extrapolated) = 0.356 W/kg
SAR(1 g) = 0.030 W/kg; SAR(10 g) = 0.00888 W/kg
Maximum value of SAR (measured) = 0.0778 W/kg

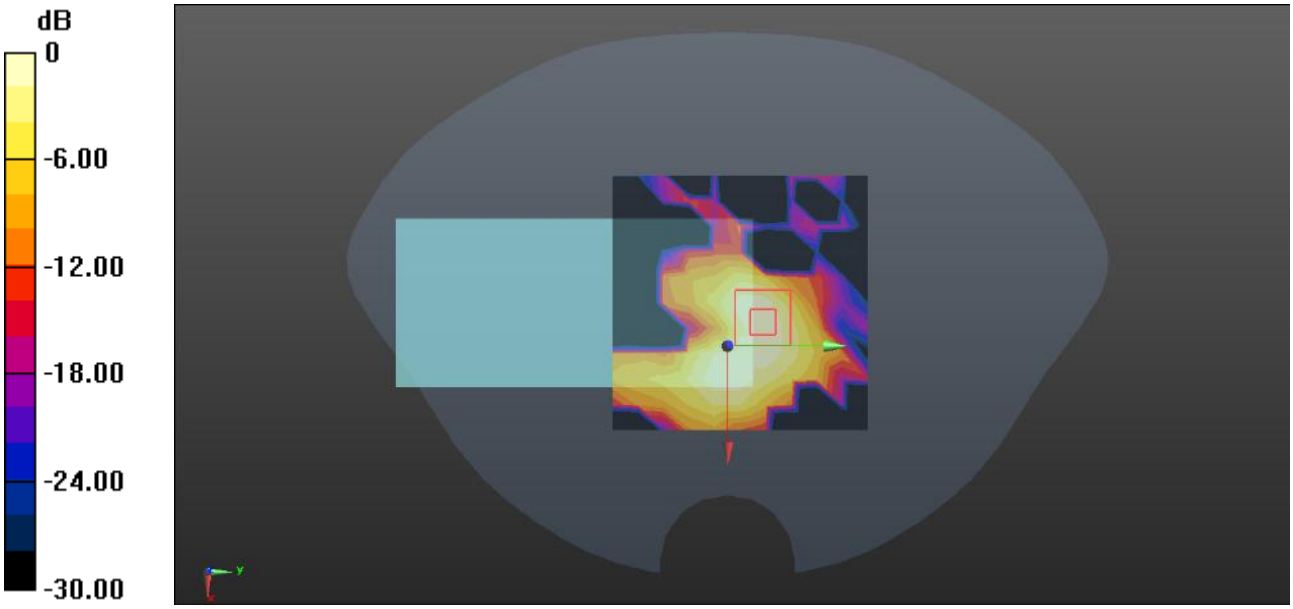

0 dB = 0.0778 W/kg = -11.09 dBW/kg

Test Plot 207#: 5.2G WIFI_Body Back_Middle

DUT: Mobile Phone; Type: A666LN; Serial: 2BZF-3

Communication System: 802.11a (0); Frequency: 5200 MHz;Duty Cycle: 1:1.1
Medium parameters used: f = 5200 MHz; σ = 4.612 S/m; ε_r = 36.794; ρ = 1000 kg/m^3
Phantom section: Flat Section

DASY5 Configuration:

- Probe: EX3DV4 - SN7522; ConvF(5.36, 5.36, 5.36) @ 5200 MHz; Calibrated: 2023/5/29
- Sensor-Surface: 1.4mm (Mechanical Surface Detection)
- Electronics: DAE4 Sn1354; Calibrated: 2022/10/31
- Phantom: Twin SAM V5.0; Type: QD000P40CD; Serial: TP:1470
- Measurement SW: DASY52, Version 52.10 (2); SEMCAD X Version 14.6.12 (7470)

Area Scan (11x11x1): Measurement grid: dx=10mm, dy=10mm
Maximum value of SAR (measured) = 0.260 W/kg

Zoom Scan (9x9x16)/Cube 0: Measurement grid: dx=4mm, dy=4mm, dz=2mm
Reference Value = 5.840 V/m; Power Drift = -0.14 dB
Peak SAR (extrapolated) = 0.391 W/kg
SAR(1 g) = 0.088 W/kg; SAR(10 g) = 0.028 W/kg
Maximum value of SAR (measured) = 0.233 W/kg

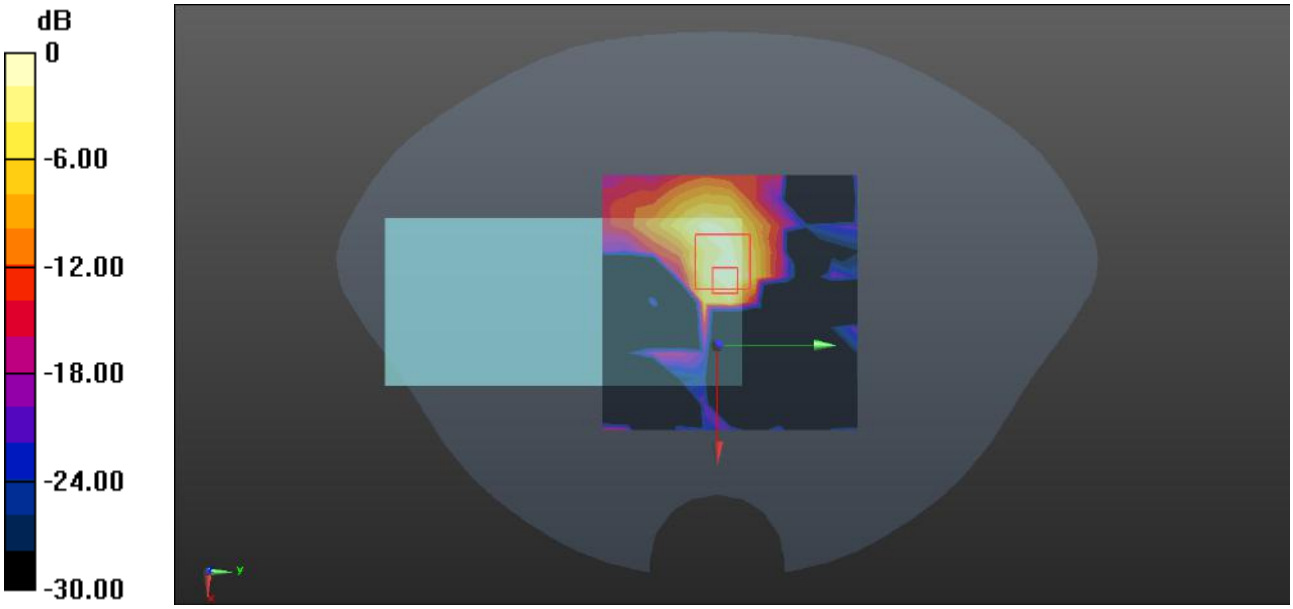

0 dB = 0.233 W/kg = -6.33 dBW/kg

Test Plot 208#: 5.2G WIFI_Body Top_Middle

DUT: Mobile Phone; Type: A666LN; Serial: 2BZF-3

Communication System: 802.11a (0); Frequency: 5200 MHz;Duty Cycle: 1:1.1
Medium parameters used: f = 5200 MHz; σ = 4.612 S/m; ε_r = 36.794; ρ = 1000 kg/m^3
Phantom section: Flat Section

DASY5 Configuration:

- Probe: EX3DV4 - SN7522; ConvF(5.36, 5.36, 5.36) @ 5200 MHz; Calibrated: 2023/5/29
- Sensor-Surface: 1.4mm (Mechanical Surface Detection)
- Electronics: DAE4 Sn1354; Calibrated: 2022/10/31
- Phantom: Twin SAM V5.0; Type: QD000P40CD; Serial: TP:1470
- Measurement SW: DASY52, Version 52.10 (2); SEMCAD X Version 14.6.12 (7470)

Area Scan (9x12x1): Measurement grid: dx=10mm, dy=10mm
Maximum value of SAR (measured) = 0.233 W/kg

Zoom Scan (9x9x16)/Cube 0: Measurement grid: dx=4mm, dy=4mm, dz=2mm
Reference Value = 1.887 V/m; Power Drift = -0.07 dB
Peak SAR (extrapolated) = 0.391 W/kg
SAR(1 g) = 0.114 W/kg; SAR(10 g) = 0.035 W/kg
Maximum value of SAR (measured) = 0.255 W/kg

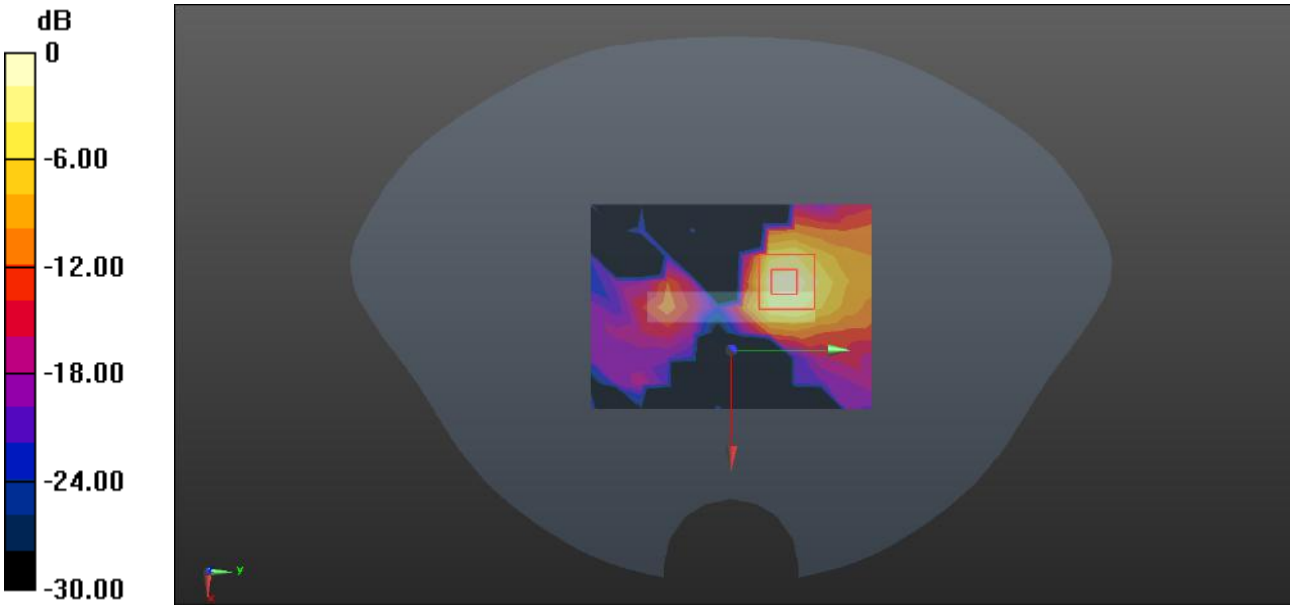

0 dB = 0.255 W/kg = -5.93 dBW/kg

Test Plot 209#: 5.8G WIFI_Head Left Cheek_Middle

DUT: Mobile Phone; Type: A666LN; Serial: 2BZF-3

Communication System: 802.11a (0); Frequency: 5785 MHz;Duty Cycle: 1:1.1
Medium parameters used (interpolated): f = 5785 MHz; σ = 5.304 S/m; ε_r = 35.407; ρ = 1000 kg/m^3
Phantom section: Left Section

DASY5 Configuration:

- Probe: EX3DV4 - SN7522; ConvF(4.9, 4.9, 4.9) @ 5785 MHz; Calibrated: 2023/5/29
- Sensor-Surface: 1.4mm (Mechanical Surface Detection)
- Electronics: DAE4 Sn1354; Calibrated: 2022/10/31
- Phantom: Twin SAM V5.0; Type: QD000P40CD; Serial: TP:1470
- Measurement SW: DASY52, Version 52.10 (2); SEMCAD X Version 14.6.12 (7470)

Area Scan (11x11x1): Measurement grid: dx=10mm, dy=10mm
Maximum value of SAR (measured) = 0.315 W/kg

Zoom Scan (9x9x16)/Cube 0: Measurement grid: dx=4mm, dy=4mm, dz=2mm
Reference Value = 3.940 V/m; Power Drift = 0.15 dB
Peak SAR (extrapolated) = 0.769 W/kg
SAR(1 g) = 0.115 W/kg; SAR(10 g) = 0.030 W/kg
Maximum value of SAR (measured) = 0.340 W/kg



0 dB = 0.340 W/kg = -4.69 dBW/kg

Test Plot 210#: 5.8G WIFI_Head Left Tilt_Middle

DUT: Mobile Phone; Type: A666LN; Serial: 2BZF-3

Communication System: 802.11a (0); Frequency: 5785 MHz;Duty Cycle: 1:1.1
Medium parameters used (interpolated): f = 5785 MHz; σ = 5.304 S/m; ε_r = 35.407; ρ = 1000 kg/m^3
Phantom section: Left Section

DASY5 Configuration:

- Probe: EX3DV4 - SN7522; ConvF(4.9, 4.9, 4.9) @ 5785 MHz; Calibrated: 2023/5/29
- Sensor-Surface: 1.4mm (Mechanical Surface Detection)
- Electronics: DAE4 Sn1354; Calibrated: 2022/10/31
- Phantom: Twin SAM V5.0; Type: QD000P40CD; Serial: TP:1470
- Measurement SW: DASY52, Version 52.10 (2); SEMCAD X Version 14.6.12 (7470)

Area Scan (11x11x1): Measurement grid: dx=10mm, dy=10mm
Maximum value of SAR (measured) = 0.403 W/kg

Zoom Scan (9x9x16)/Cube 0: Measurement grid: dx=4mm, dy=4mm, dz=2mm
Reference Value = 6.801 V/m; Power Drift = -0.17 dB
Peak SAR (extrapolated) = 0.687 W/kg
SAR(1 g) = 0.132 W/kg; SAR(10 g) = 0.035 W/kg
Maximum value of SAR (measured) = 0.431 W/kg



0 dB = 0.431 W/kg = -3.66 dBW/kg

Test Plot 211#: 5.8G WIFI_Head Right Cheek_Middle

DUT: Mobile Phone; Type: A666LN; Serial: 2BZF-3

Communication System: 802.11a (0); Frequency: 5785 MHz;Duty Cycle: 1:1.1
Medium parameters used (interpolated): f = 5785 MHz; σ = 5.304 S/m; ε_r = 35.407; ρ = 1000 kg/m^3
Phantom section: Right Section

DASY5 Configuration:

- Probe: EX3DV4 - SN7522; ConvF(4.9, 4.9, 4.9) @ 5785 MHz; Calibrated: 2023/5/29
- Sensor-Surface: 1.4mm (Mechanical Surface Detection)
- Electronics: DAE4 Sn1354; Calibrated: 2022/10/31
- Phantom: Twin SAM V5.0; Type: QD000P40CD; Serial: TP:1470
- Measurement SW: DASY52, Version 52.10 (2); SEMCAD X Version 14.6.12 (7470)

Area Scan (11x11x1): Measurement grid: dx=10mm, dy=10mm
Maximum value of SAR (measured) = 0.180 W/kg

Zoom Scan (9x9x16)/Cube 0: Measurement grid: dx=4mm, dy=4mm, dz=2mm
Reference Value = 6.359 V/m; Power Drift = 0.19 dB
Peak SAR (extrapolated) = 0.515 W/kg
SAR(1 g) = 0.068 W/kg; SAR(10 g) = 0.017 W/kg
Maximum value of SAR (measured) = 0.234 W/kg



0 dB = 0.234 W/kg = -6.31 dBW/kg

Test Plot 212#: 5.8G WIFI_Head Right Tilt_Middle

DUT: Mobile Phone; Type: A666LN; Serial: 2BZF-3

Communication System: 802.11a (0); Frequency: 5785 MHz;Duty Cycle: 1:1
Medium parameters used (interpolated): f = 5785 MHz; σ = 5.304 S/m; ε_r = 35.407; ρ = 1000 kg/m^3
Phantom section: Right Section

DASY5 Configuration:

- Probe: EX3DV4 - SN7522; ConvF(4.9, 4.9, 4.9) @ 5785 MHz; Calibrated: 2023/5/29
- Sensor-Surface: 1.4mm (Mechanical Surface Detection)
- Electronics: DAE4 Sn1354; Calibrated: 2022/10/31
- Phantom: Twin SAM V5.0; Type: QD000P40CD; Serial: TP:1470
- Measurement SW: DASY52, Version 52.10 (2); SEMCAD X Version 14.6.12 (7470)

Area Scan (11x11x1): Measurement grid: dx=10mm, dy=10mm
Maximum value of SAR (measured) = 0.245 W/kg

Zoom Scan (9x9x16)/Cube 0: Measurement grid: dx=4mm, dy=4mm, dz=2mm
Reference Value = 7.455 V/m; Power Drift = 0.06 dB
Peak SAR (extrapolated) = 0.424 W/kg
SAR(1 g) = 0.082 W/kg; SAR(10 g) = 0.026 W/kg
Maximum value of SAR (measured) = 0.257 W/kg



0 dB = 0.257 W/kg = -5.90 dBW/kg

Test Plot 213#: 5.8G WIFI_Body Front_Middle

DUT: Mobile Phone; Type: A666LN; Serial: 2BZF-3

Communication System: 802.11a (0); Frequency: 5785 MHz;Duty Cycle: 1:1.1
Medium parameters used (interpolated): f = 5785 MHz; σ = 5.304 S/m; ε_r = 35.407; ρ = 1000 kg/m^3
Phantom section: Flat Section

DASY5 Configuration:

- Probe: EX3DV4 - SN7522; ConvF(4.9, 4.9, 4.9) @ 5785 MHz; Calibrated: 2023/5/29
- Sensor-Surface: 1.4mm (Mechanical Surface Detection)
- Electronics: DAE4 Sn1354; Calibrated: 2022/10/31
- Phantom: Twin SAM V5.0; Type: QD000P40CD; Serial: TP:1470
- Measurement SW: DASY52, Version 52.10 (2); SEMCAD X Version 14.6.12 (7470)

Area Scan (11x13x1): Measurement grid: dx=10mm, dy=10mm
Maximum value of SAR (measured) = 0.0827 W/kg

Zoom Scan (9x9x16)/Cube 0: Measurement grid: dx=4mm, dy=4mm, dz=2mm
Reference Value = 2.680 V/m; Power Drift = -0.14 dB
Peak SAR (extrapolated) = 0.358 W/kg
SAR(1 g) = 0.027 W/kg; SAR(10 g) = 0.00657 W/kg
Maximum value of SAR (measured) = 0.0776 W/kg

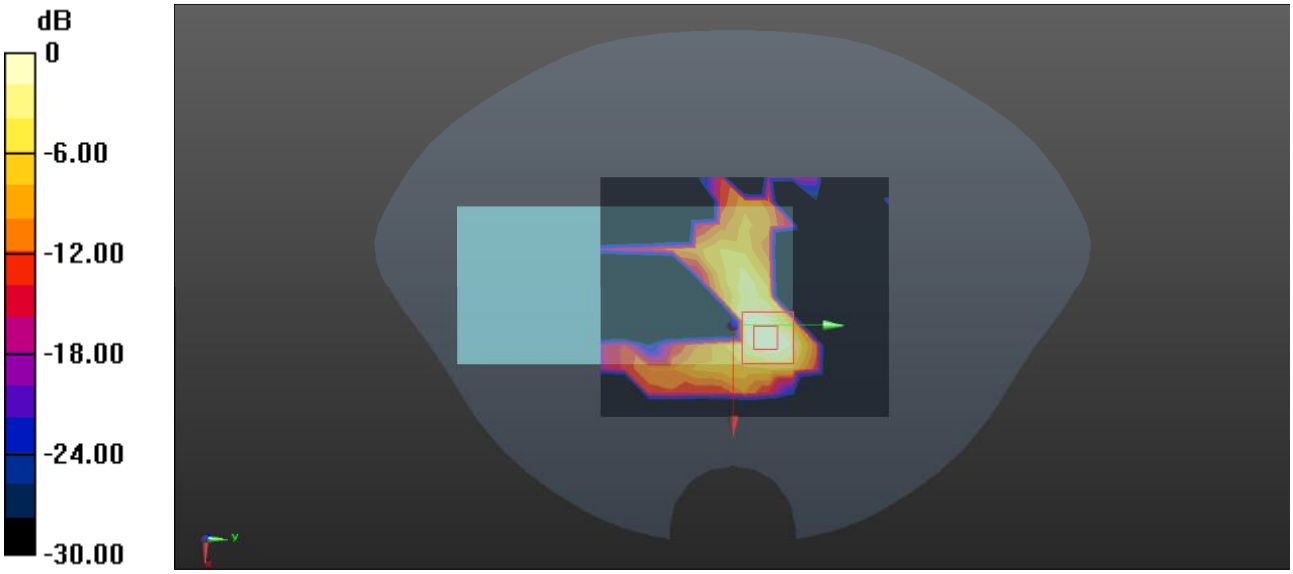

0 dB = 0.0776 W/kg = -11.10 dBW/kg

Test Plot 214#: 5.8G WIFI_Body Back_Middle

DUT: Mobile Phone; Type: A666LN; Serial: 2BZF-3

Communication System: 802.11a (0); Frequency: 5785 MHz;Duty Cycle: 1:1.1
Medium parameters used (interpolated): f = 5785 MHz; σ = 5.304 S/m; ε_r = 35.407; ρ = 1000 kg/m^3
Phantom section: Flat Section

DASY5 Configuration:

- Probe: EX3DV4 - SN7522; ConvF(4.9, 4.9, 4.9) @ 5785 MHz; Calibrated: 2023/5/29
- Sensor-Surface: 1.4mm (Mechanical Surface Detection)
- Electronics: DAE4 Sn1354; Calibrated: 2022/10/31
- Phantom: Twin SAM V5.0; Type: QD000P40CD; Serial: TP:1470
- Measurement SW: DASY52, Version 52.10 (2); SEMCAD X Version 14.6.12 (7470)

Area Scan (11x11x1): Measurement grid: dx=10mm, dy=10mm
Maximum value of SAR (measured) = 0.159 W/kg

Zoom Scan (9x9x16)/Cube 0: Measurement grid: dx=4mm, dy=4mm, dz=2mm
Reference Value = 5.247 V/m; Power Drift = -0.10 dB
Peak SAR (extrapolated) = 0.713 W/kg
SAR(1 g) = 0.056 W/kg; SAR(10 g) = 0.012 W/kg
Maximum value of SAR (measured) = 0.170 W/kg

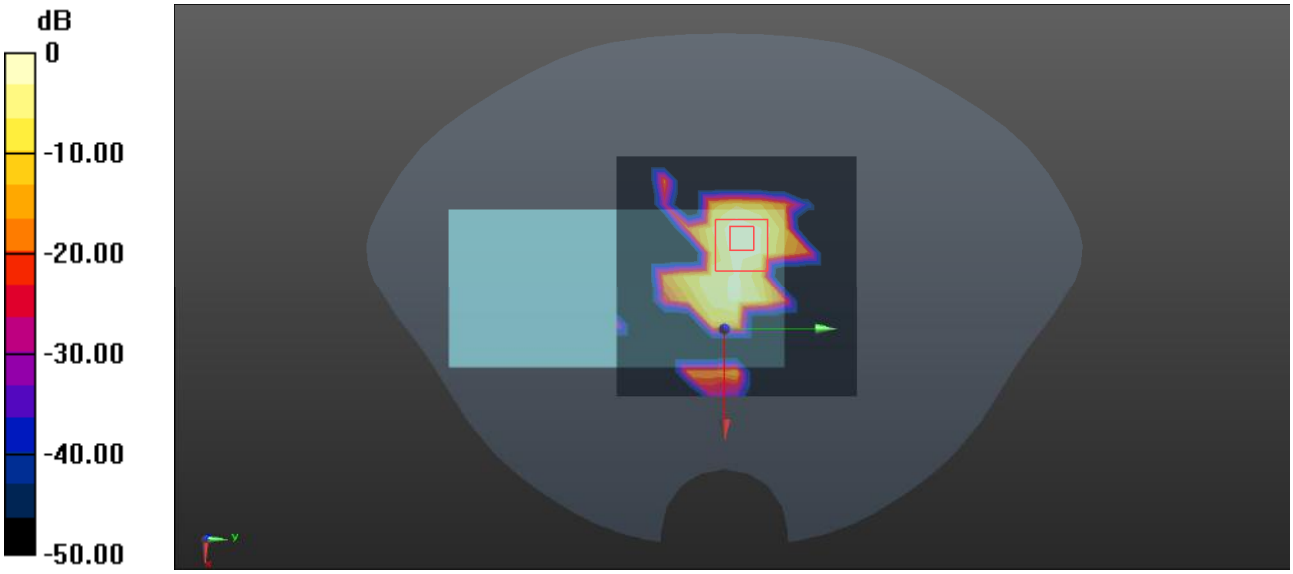

0 dB = 0.170 W/kg = -7.70 dBW/kg

Test Plot 215#: 5.8G WIFI_Body Top_Middle

DUT: Mobile Phone; Type: A666LN; Serial: 2BZF-3

Communication System: 802.11a (0); Frequency: 5785 MHz;Duty Cycle: 1:1.1
Medium parameters used (interpolated): f = 5785 MHz; σ = 5.304 S/m; ε_r = 35.407; ρ = 1000 kg/m^3
Phantom section: Flat Section

DASY5 Configuration:

- Probe: EX3DV4 - SN7522; ConvF(4.9, 4.9, 4.9) @ 5785 MHz; Calibrated: 2023/5/29
- Sensor-Surface: 1.4mm (Mechanical Surface Detection)
- Electronics: DAE4 Sn1354; Calibrated: 2022/10/31
- Phantom: Twin SAM V5.0; Type: QD000P40CD; Serial: TP:1470
- Measurement SW: DASY52, Version 52.10 (2); SEMCAD X Version 14.6.12 (7470)

Area Scan (10x12x1): Measurement grid: dx=10mm, dy=10mm
Maximum value of SAR (measured) = 0.160 W/kg

Zoom Scan (9x9x16)/Cube 0: Measurement grid: dx=4mm, dy=4mm, dz=2mm
Reference Value = 4.533 V/m; Power Drift = -0.12 dB
Peak SAR (extrapolated) = 0.304 W/kg
SAR(1 g) = 0.065 W/kg; SAR(10 g) = 0.021 W/kg
Maximum value of SAR (measured) = 0.176 W/kg

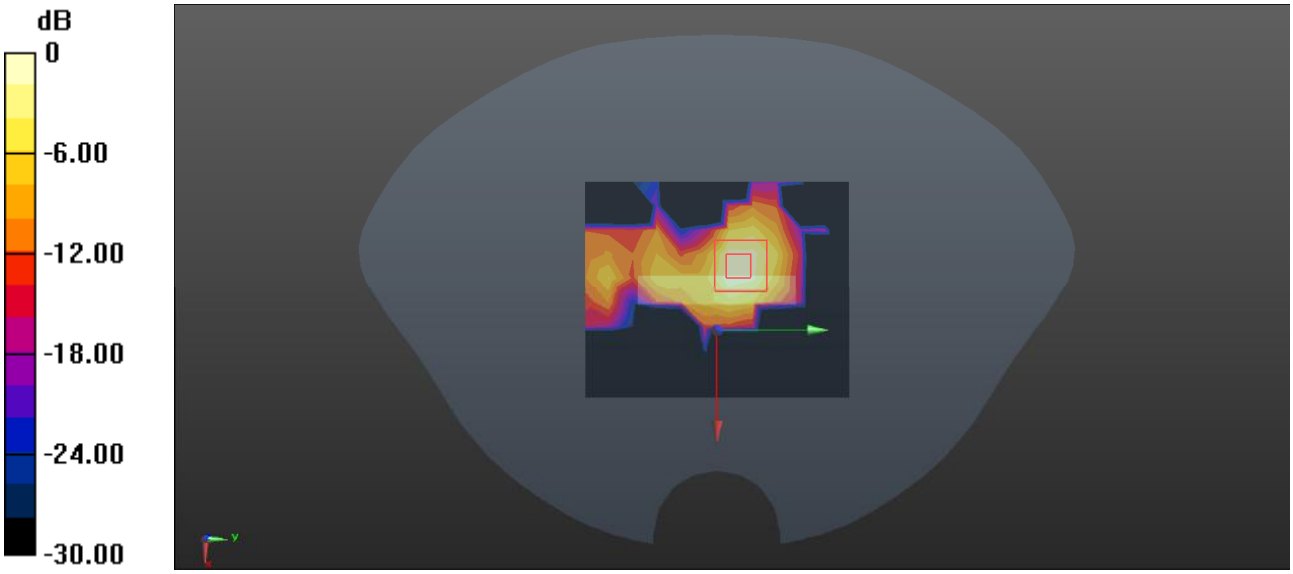

0 dB = 0.176 W/kg = -7.54 dBW/kg