# Test Data

## Maximum Conducted Output Power

| Condition | Mode | Frequency (MHz) | Antenna | Conducted Power (dBm) | Limit (dBm) | Verdict |
|---|---|---|---|---|---|---|
| NVNT | BLE | 2402 | Ant1 | -0.886 | 30 | Pass |
| NVNT | BLE | 2442 | Ant1 | -0.943 | 30 | Pass |
| NVNT | BLE | 2480 | Ant1 | -1.799 | 30 | Pass |

Test Graphs

Power NVNT BLE 2402MHz Ant1

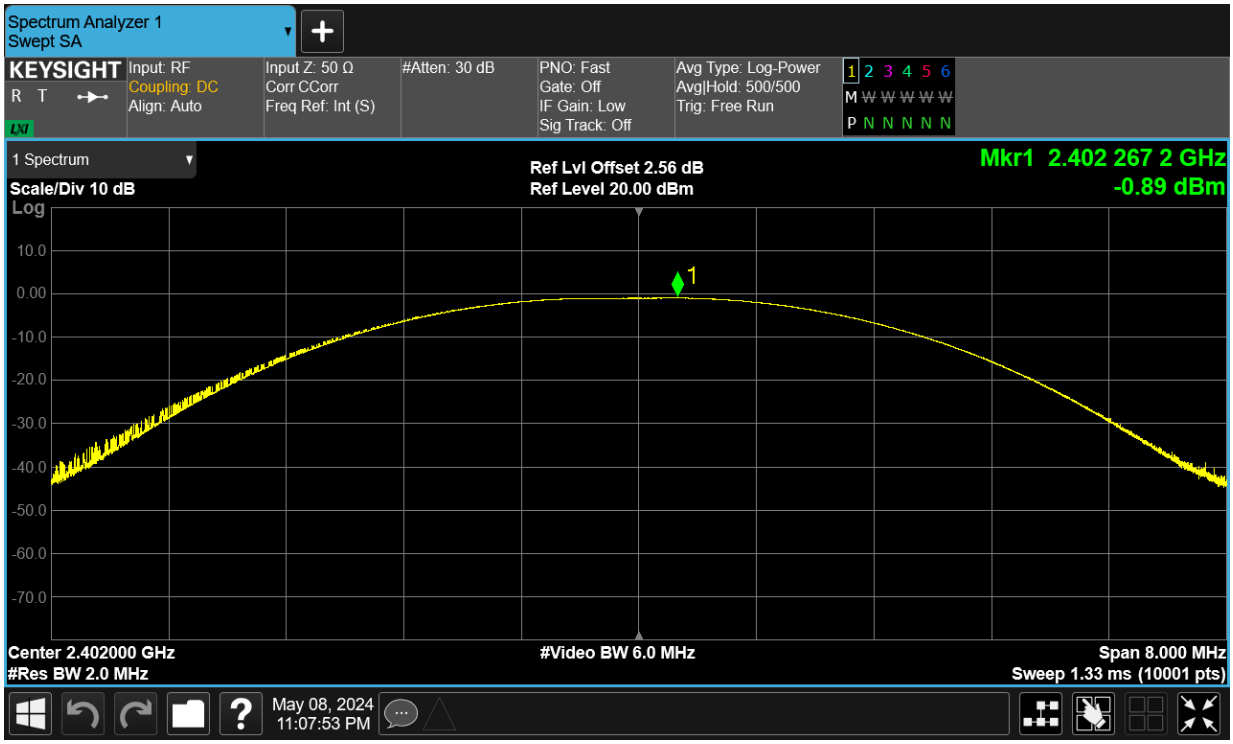


Power NVNT BLE 2442MHz Ant1

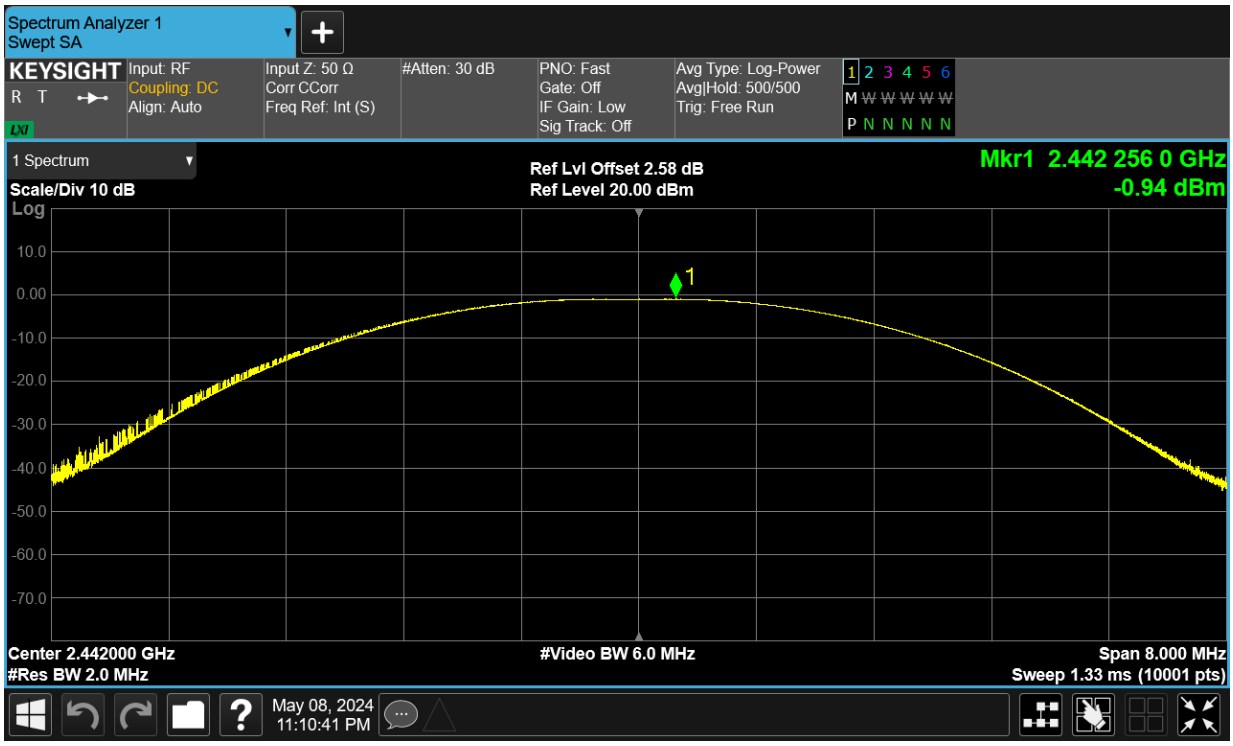


Power NVNT BLE 2480MHz Ant1

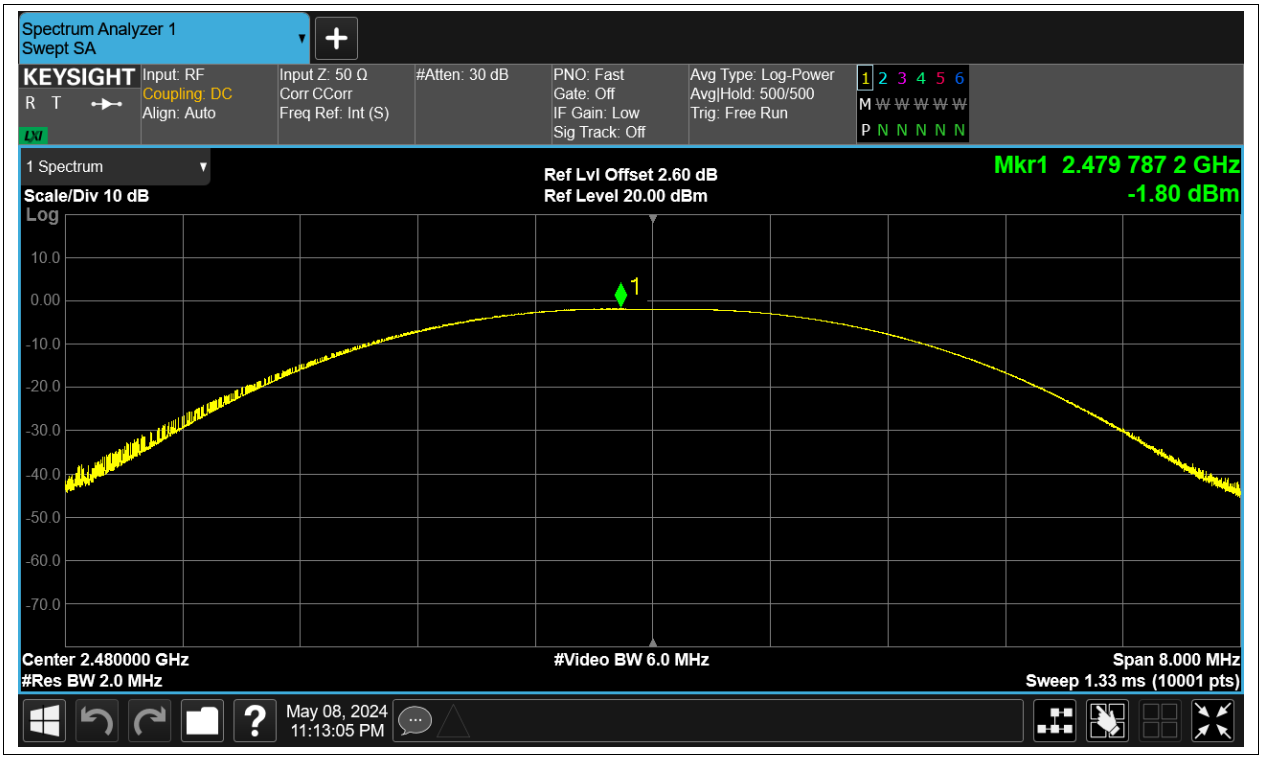
Spectrum Analyzer 1
Swept SA
KEYSIGHT
Input: RF
Coupling: DC
Align: Auto
Input Z: 50 Ω
Corr CCorr
Freq Ref: Int (S)
#Atten: 30 dB
PNO: Fast
Gate: Off
IF Gain: Low
Sig Track: Off
Avg Type: Log-Power
Avg|Hold: 500/500
Trig: Free Run
1 Spectrum
Scale/Div 10 dB
Log
Ref Lvl Offset 2.60 dB
Ref Level 20.00 dBm
Mkr1 2.479 787 2 GHz
-1.80 dBm
10.0
0.00
-10.0
-20.0
-30.0
-40.0
-50.0
-60.0
-70.0
Center 2.480000 GHz
#Res BW 2.0 MHz
#Video BW 6.0 MHz
Span 8.000 MHz
Sweep 1.33 ms (10001 pts)
May 08, 2024
11:13:05 PM

# -6dB Bandwidth

| Condition | Mode | Frequency (MHz) | Antenna | -6 dB Bandwidth (MHz) | limit | Verdic |
|---|---|---|---|---|---|---|
| NVNT | BLE | 2402 | Ant1 | 0.663 | 0.5 | Pass |
| NVNT | BLE | 2442 | Ant1 | 0.664 | 0.5 | Pass |
| NVNT | BLE | 2480 | Ant1 | 0.661 | 0.5 | Pass |

Test Graphs

-6dB Bandwidth NVNT BLE 2402MHz Ant1

-6dB Bandwidth NVNT BLE 2442MHz Ant1

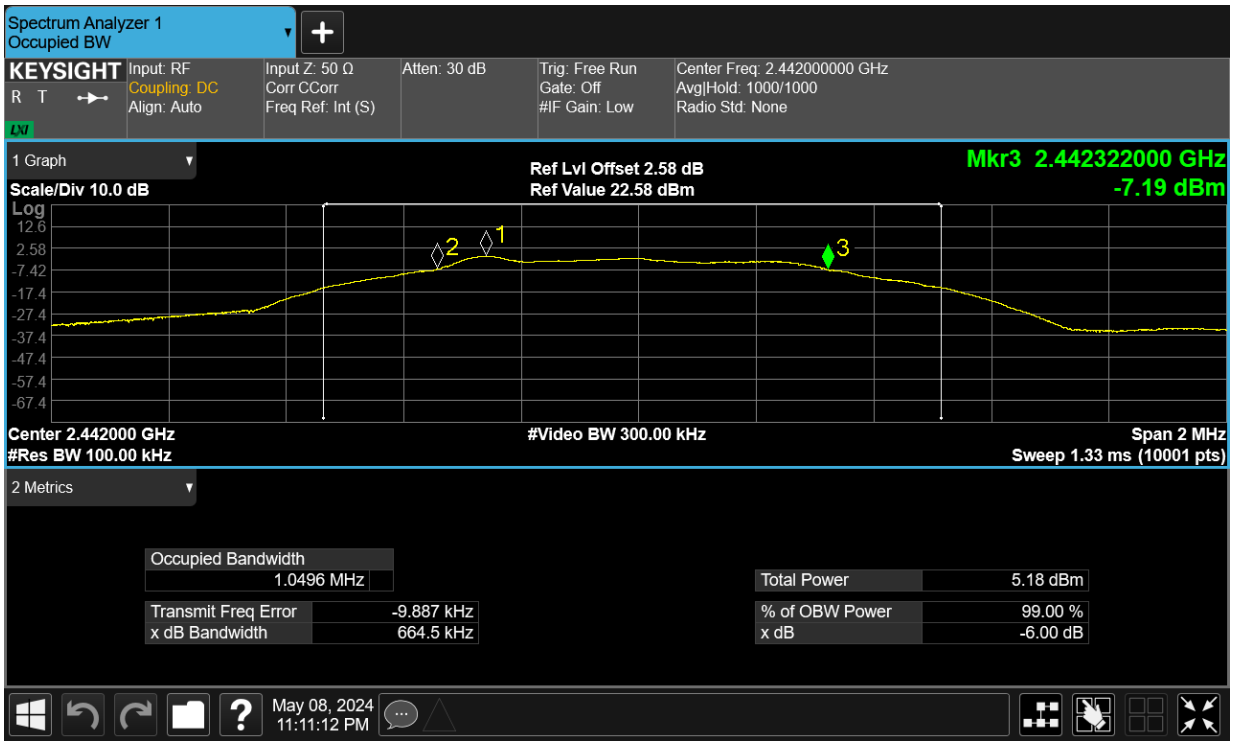


-6dB Bandwidth NVNT BLE 2480MHz Ant1

Spectrum Analyzer 1
Occupied BW
KEYSIGHT
Input: RF
Coupling: DC
Align: Auto
Input Z: 50 Ω
Corr CCorr
Freq Ref: Int (S)
Atten: 30 dB
Trig: Free Run
Gate: Off
#IF Gain: Low
Center Freq: 2.480000000 GHz
Avg|Hold: 1000/1000
Radio Std: None
1 Graph
Scale/Div 10.0 dB
Log
12.6
2.60
-7.40
-17.4
-27.4
-37.4
-47.4
-57.4
-67.4
Ref Lvl Offset 2.60 dB
Ref Value 22.60 dBm
Mkr3 2.480319000 GHz
-7.96 dBm
Center 2.480000 GHz
#Res BW 100.00 kHz
#Video BW 300.00 kHz
Span 2 MHz
Sweep 1.33 ms (10001 pts)
2 Metrics
Occupied Bandwidth
1.0497 MHz
Transmit Freq Error -12.089 kHz
x dB Bandwidth 661.2 kHz
Total Power 4.28 dBm
% of OBW Power 99.00 %
x dB -6.00 dB
May 08, 2024
11:13:32 PM

# Occupied Channel Bandwidth

| Condition | Mode | Frequency (MHz) | Antenna | 99% OBW (MHz) |
|---|---|---|---|---|
| NVNT | BLE | 2402 | Ant1 | 1.03 |
| NVNT | BLE | 2442 | Ant1 | 1.03 |
| NVNT | BLE | 2480 | Ant1 | 1.031 |

Test Graphs

OBW NVNT BLE 2402MHz Ant1

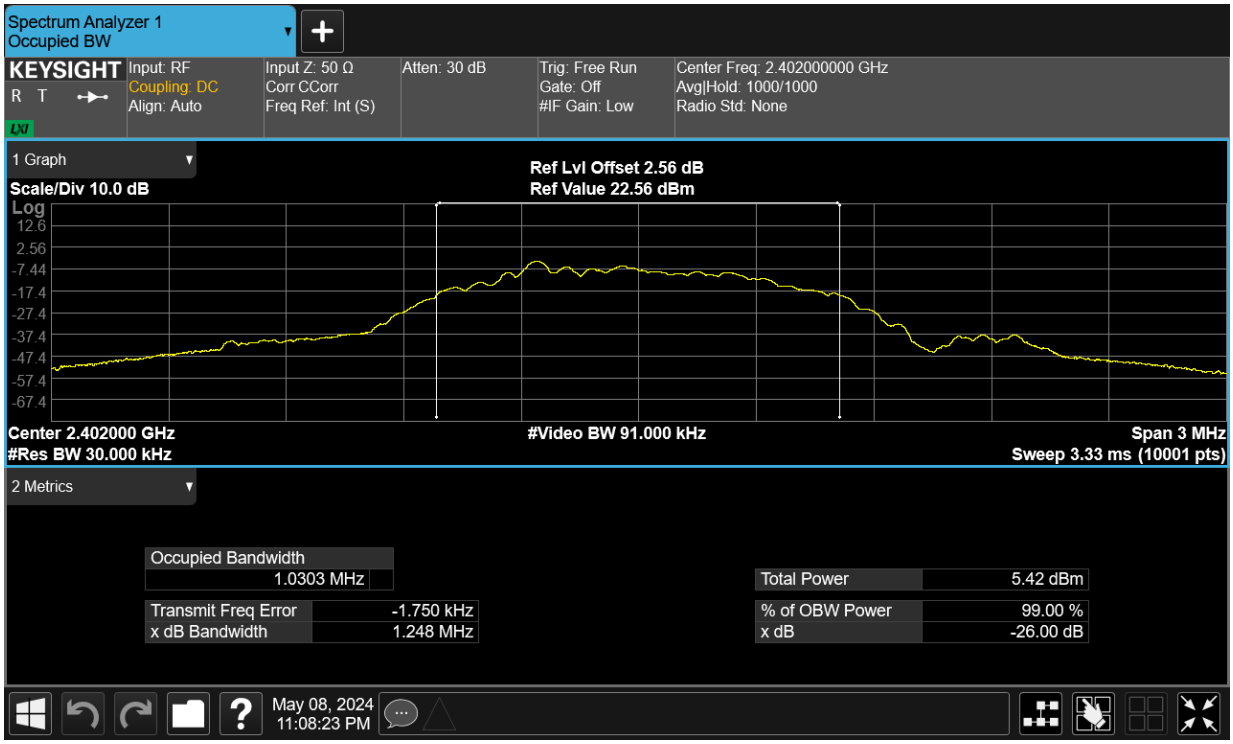


OBW NVNT BLE 2442MHz Ant1

OBW NVNT BLE 2480MHz Ant1

Spectrum Analyzer 1
Occupied BW
KEYSIGHT
Input: RF
Coupling: DC
Align: Auto
Input Z: 50 Ω
Corr CCorr
Freq Ref: Int (S)
Atten: 30 dB
Trig: Free Run
Gate: Off
#IF Gain: Low
Center Freq: 2.480000000 GHz
Avg|Hold: 1000/1000
Radio Std: None
1 Graph
Ref Lvl Offset 2.60 dB
Ref Value 22.60 dBm
Scale/Div 10.0 dB
Log
12.6
2.60
-7.40
-17.4
-27.4
-37.4
-47.4
-57.4
-67.4
Center 2.480000 GHz
#Res BW 30.000 kHz
#Video BW 91.000 kHz
Span 3 MHz
Sweep 3.33 ms (10001 pts)
2 Metrics
Occupied Bandwidth
1.0305 MHz
Transmit Freq Error -3.743 kHz
x dB Bandwidth 1.247 MHz
Total Power 4.53 dBm
% of OBW Power 99.00 %
x dB -26.00 dB
May 08, 2024
11:13:19 PM

# Maximum Power Spectral Density Level

| Condition | Mode | Frequency (MHz) | Antenna | Max PSD (dBm) | Limit (dBm) | Verdict |
|---|---|---|---|---|---|---|
| NVNT | BLE | 2402 | Ant1 | -16.256 | 8 | Pass |
| NVNT | BLE | 2442 | Ant1 | -16.2 | 8 | Pass |
| NVNT | BLE | 2480 | Ant1 | -17.06 | 8 | Pass |

Test Graphs

PSD NVNT BLE 2402MHz Ant1

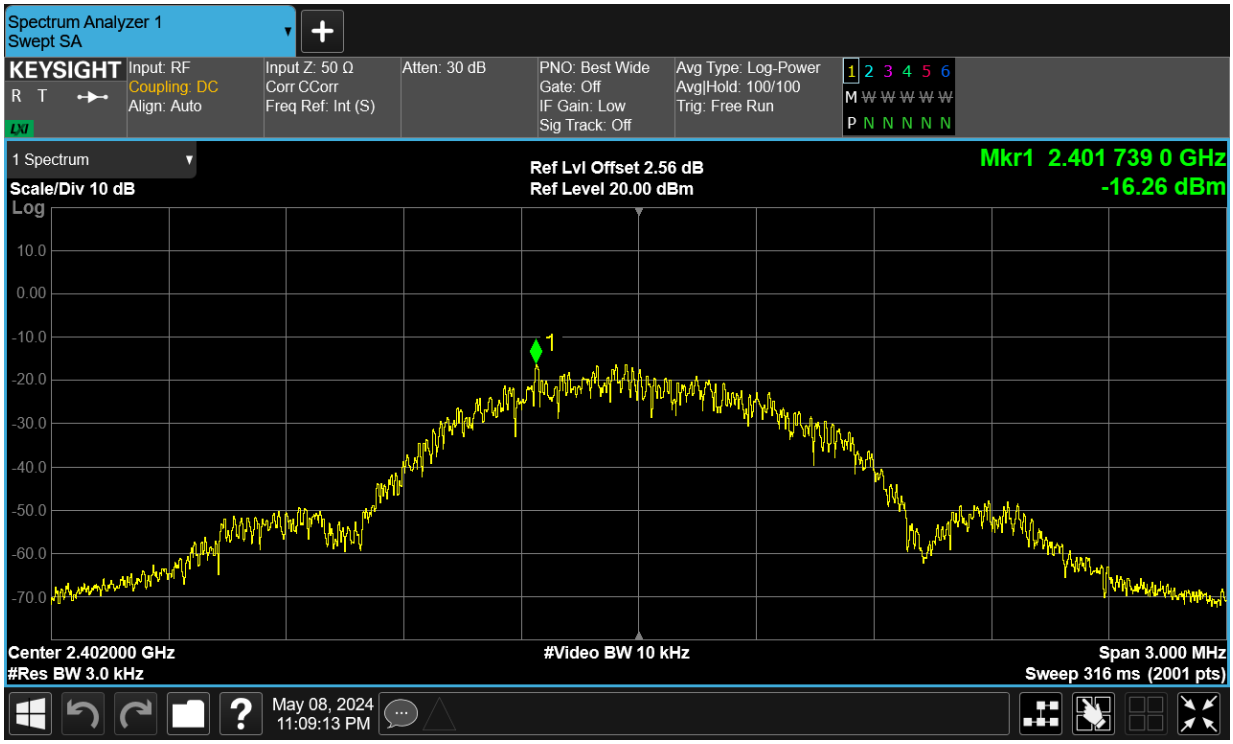


PSD NVNT BLE 2442MHz Ant1

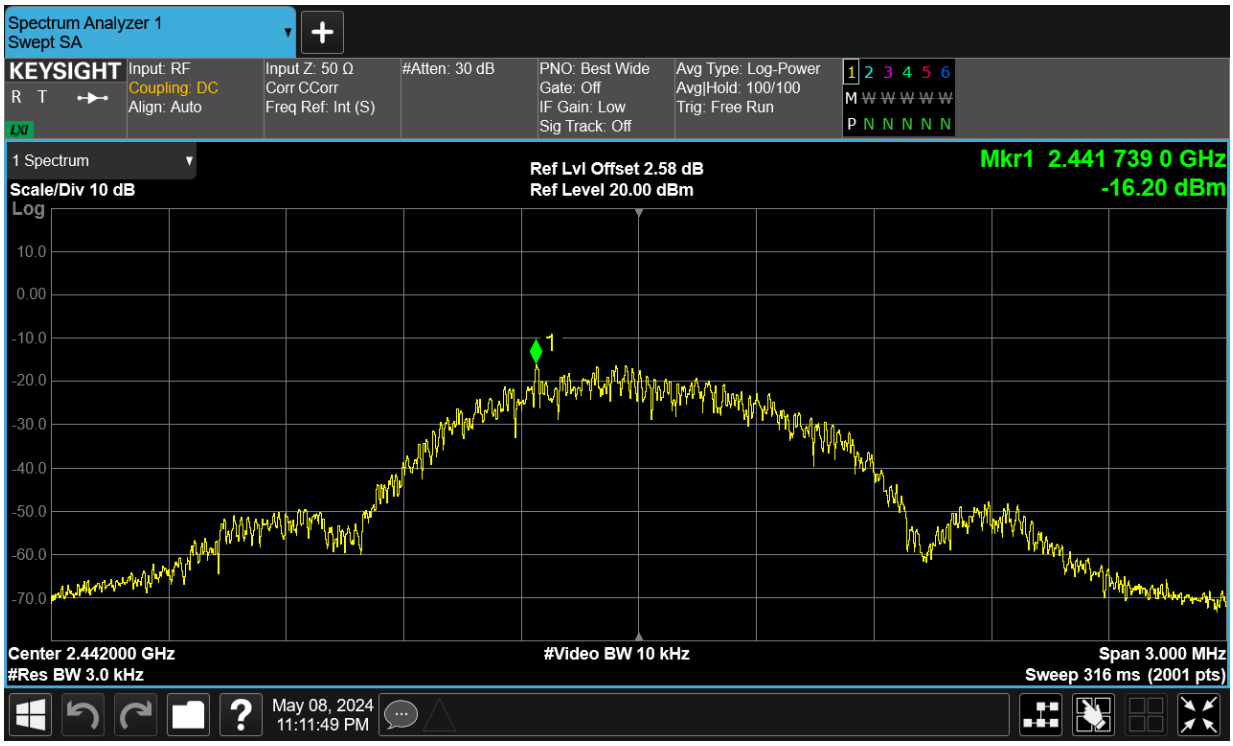


PSD NVNT BLE 2480MHz Ant1

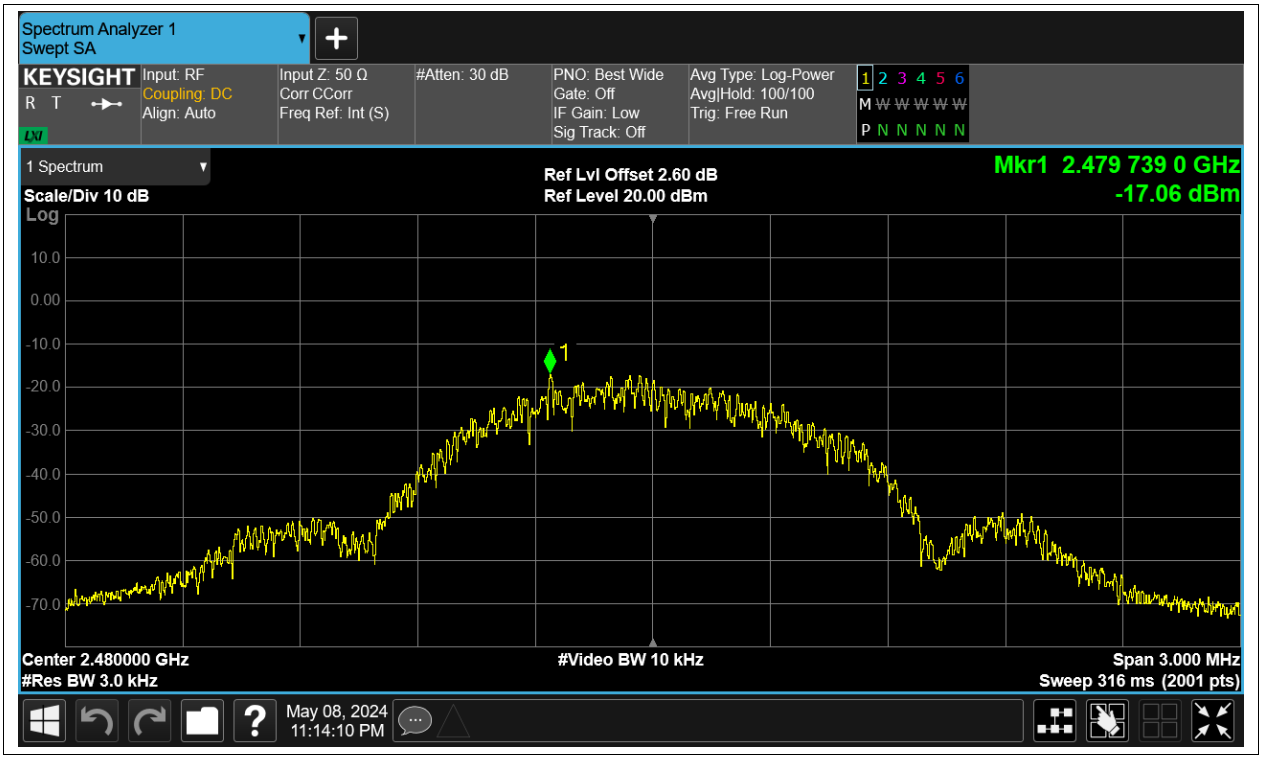
Spectrum Analyzer 1
Swept SA
KEYSIGHT
Input: RF
Coupling: DC
Align: Auto
Input Z: 50 Ω
Corr CCorr
Freq Ref: Int (S)
#Atten: 30 dB
PNO: Best Wide
Gate: Off
IF Gain: Low
Sig Track: Off
Avg Type: Log-Power
Avg|Hold: 100/100
Trig: Free Run
1 Spectrum
Scale/Div 10 dB
Log
Ref Lvl Offset 2.60 dB
Ref Level 20.00 dBm
Mkr1 2.479 739 0 GHz
-17.06 dBm
10.0
0.00
-10.0
-20.0
-30.0
-40.0
-50.0
-60.0
-70.0
Center 2.480000 GHz
#Res BW 3.0 kHz
#Video BW 10 kHz
Span 3.000 MHz
Sweep 316 ms (2001 pts)
May 08, 2024
11:14:10 PM

# Band Edge

| Condition | Mode | Frequency (MHz) | Antenna | Max Value (dBc) | Limit (dBc) | Verdict |
|---|---|---|---|---|---|---|
| NVNT | BLE | 2402 | Ant1 | -55.31 | -20 | Pass |
| NVNT | BLE | 2480 | Ant1 | -54.15 | -20 | Pass |

Test Graphs

Band Edge NVNT BLE 2402MHz Ant1 Ref

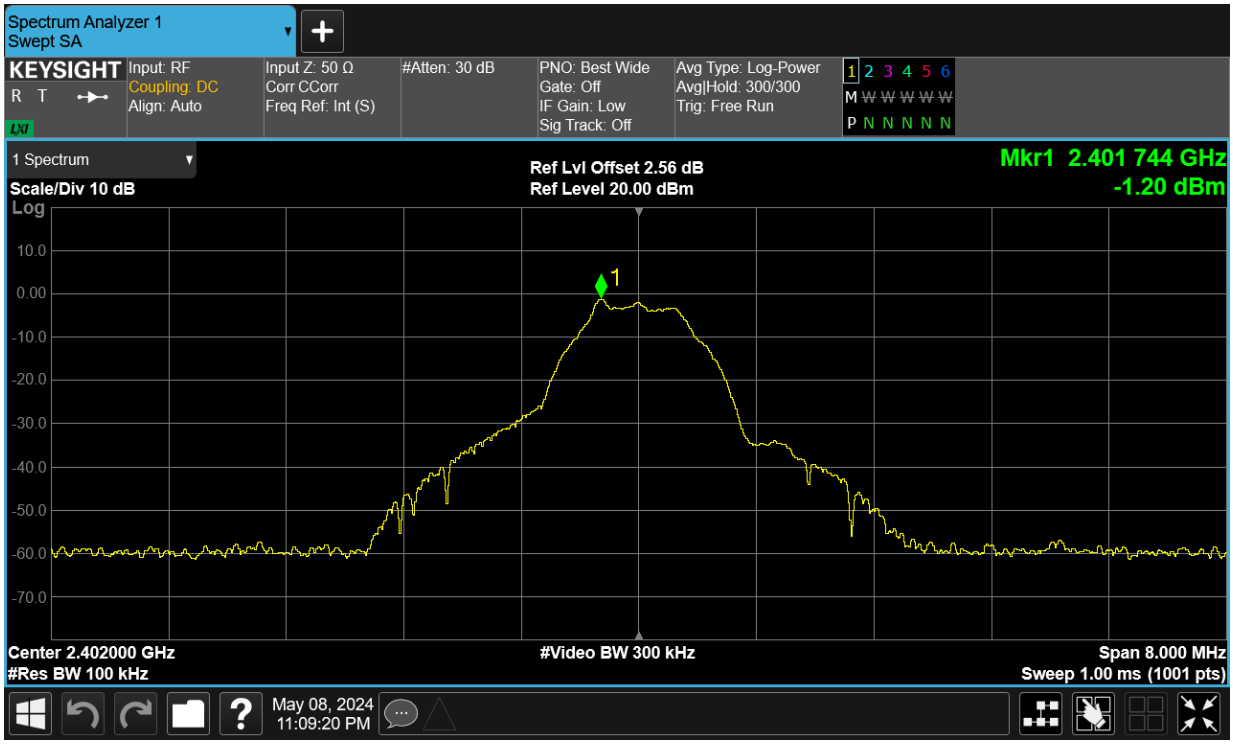


Band Edge NVNT BLE 2402MHz Ant1 Emission

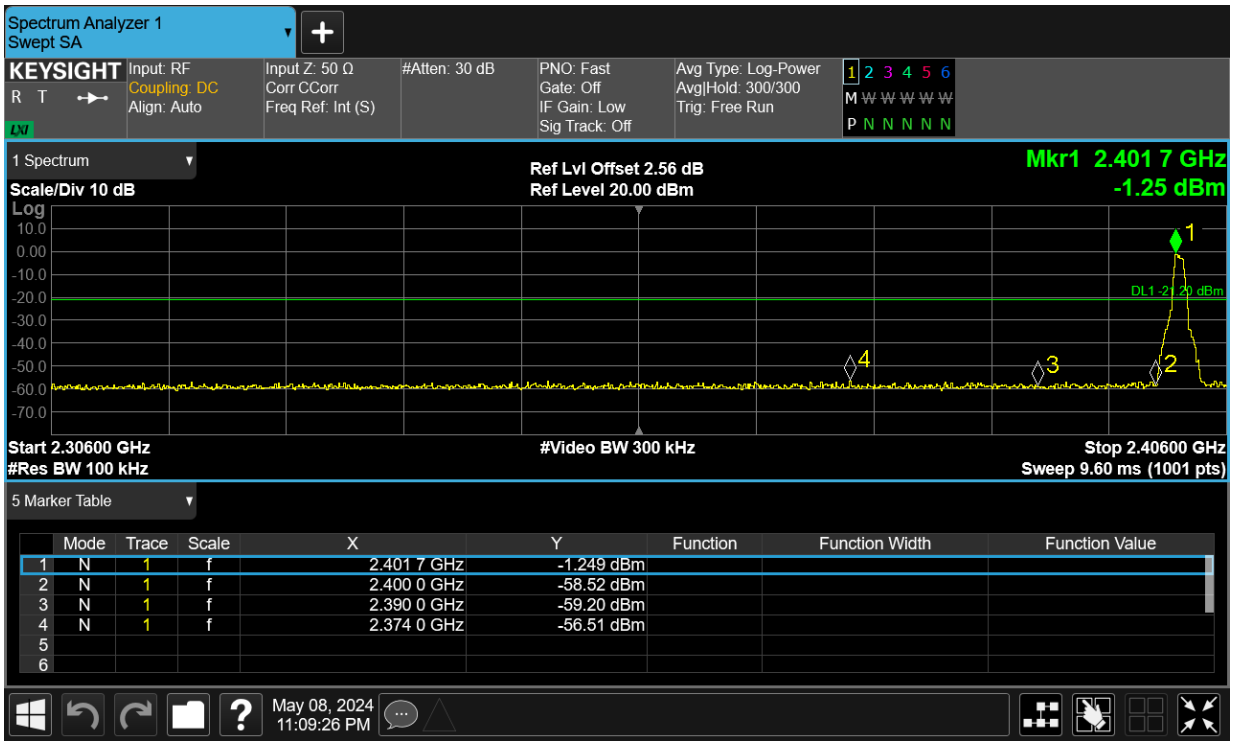


Band Edge NVNT BLE 2480MHz Ant1 Ref

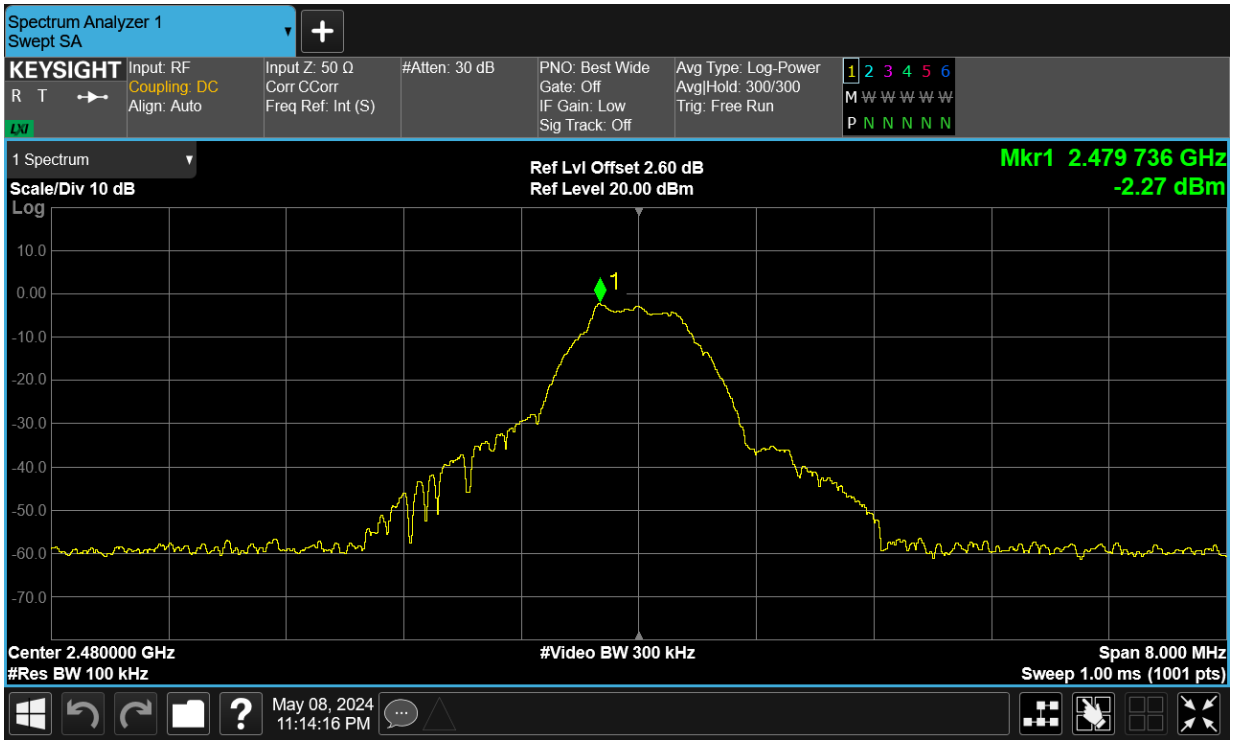


Band Edge NVNT BLE 2480MHz Ant1 Emission

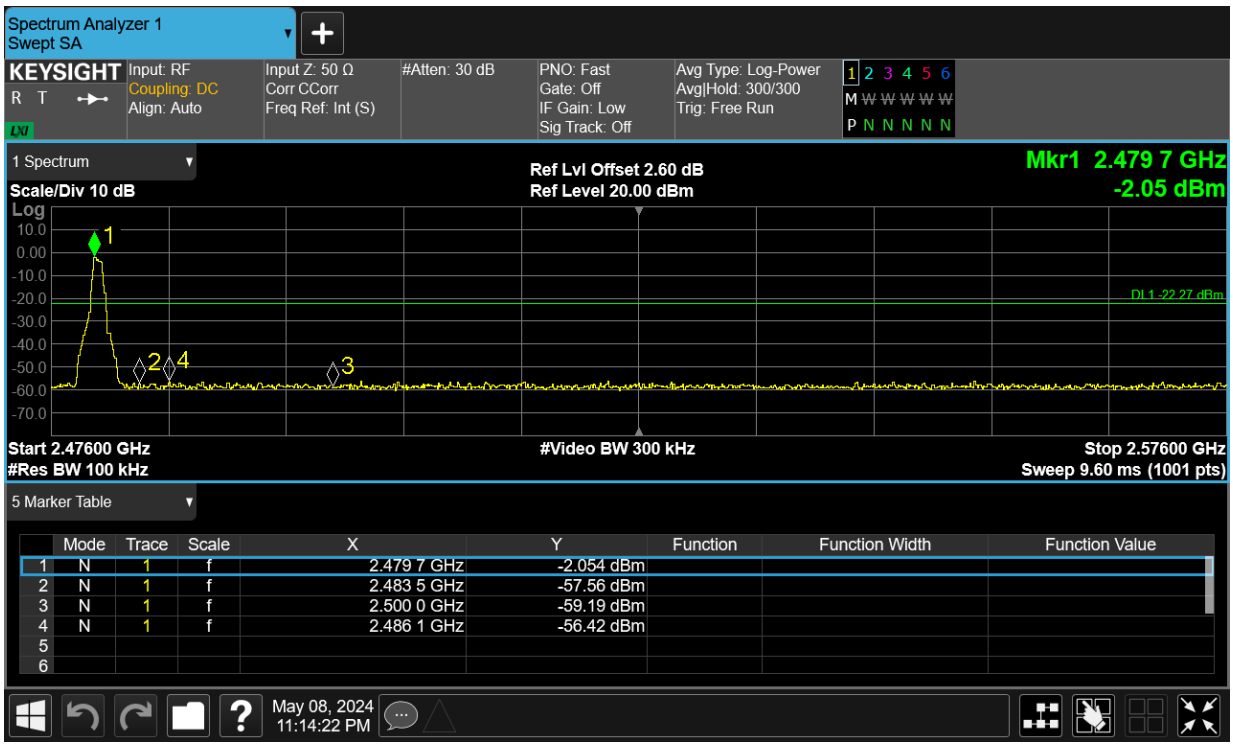

# Conducted RF Spurious Emission

| Condition | Mode | Frequency (MHz) | Antenna | Max Value (dBc) | Limit (dBc) | Verdict |
|---|---|---|---|---|---|---|
| NVNT | BLE | 2402 | Ant1 | -48.31 | -20 | Pass |
| NVNT | BLE | 2442 | Ant1 | -48.35 | -20 | Pass |
| NVNT | BLE | 2480 | Ant1 | -47.75 | -20 | Pass |

Test Graphs

Tx. Spurious NVNT BLE 2402MHz Ant1 Ref

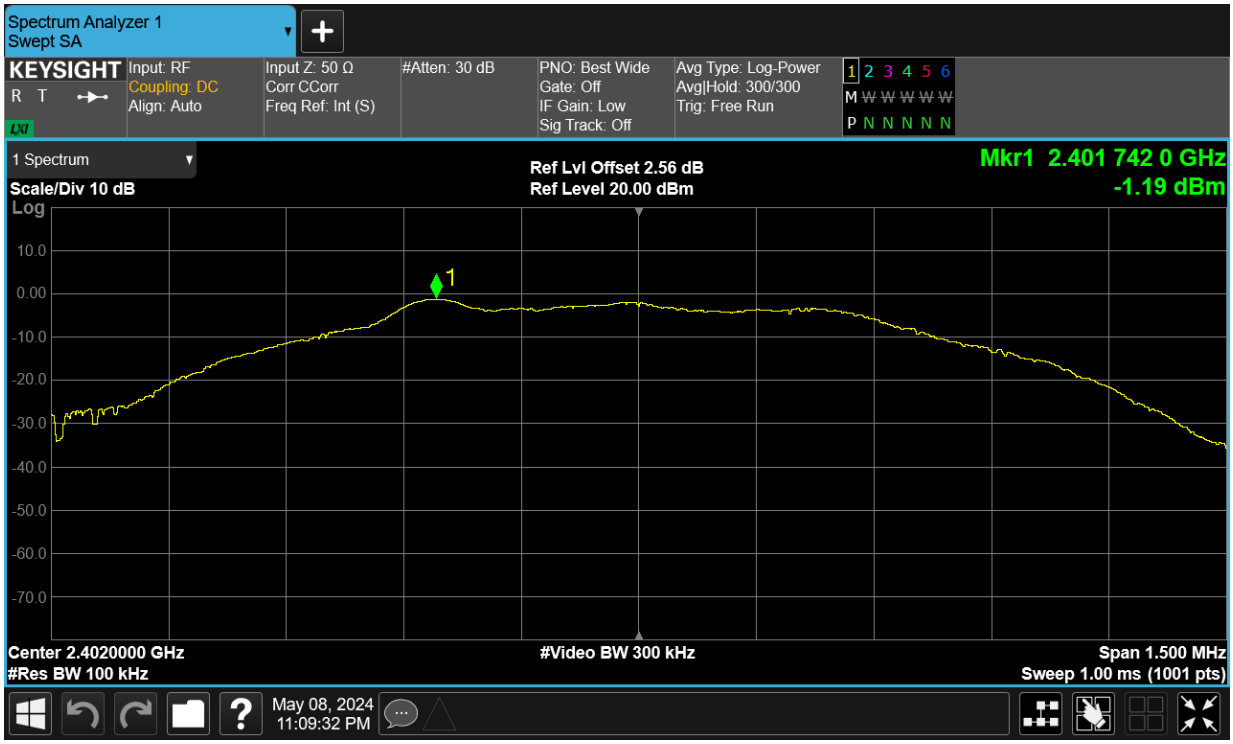


Tx. Spurious NVNT BLE 2402MHz Ant1 Emission

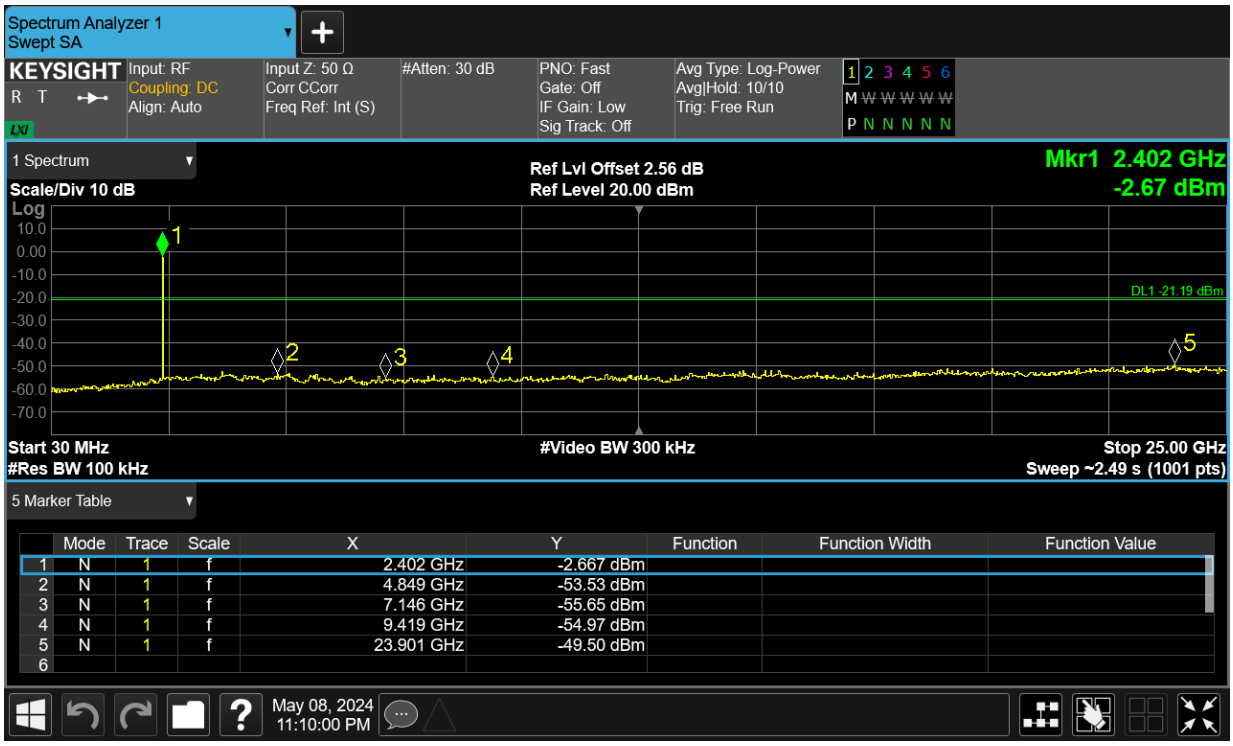


Tx. Spurious NVNT BLE 2442MHz Ant1 Ref

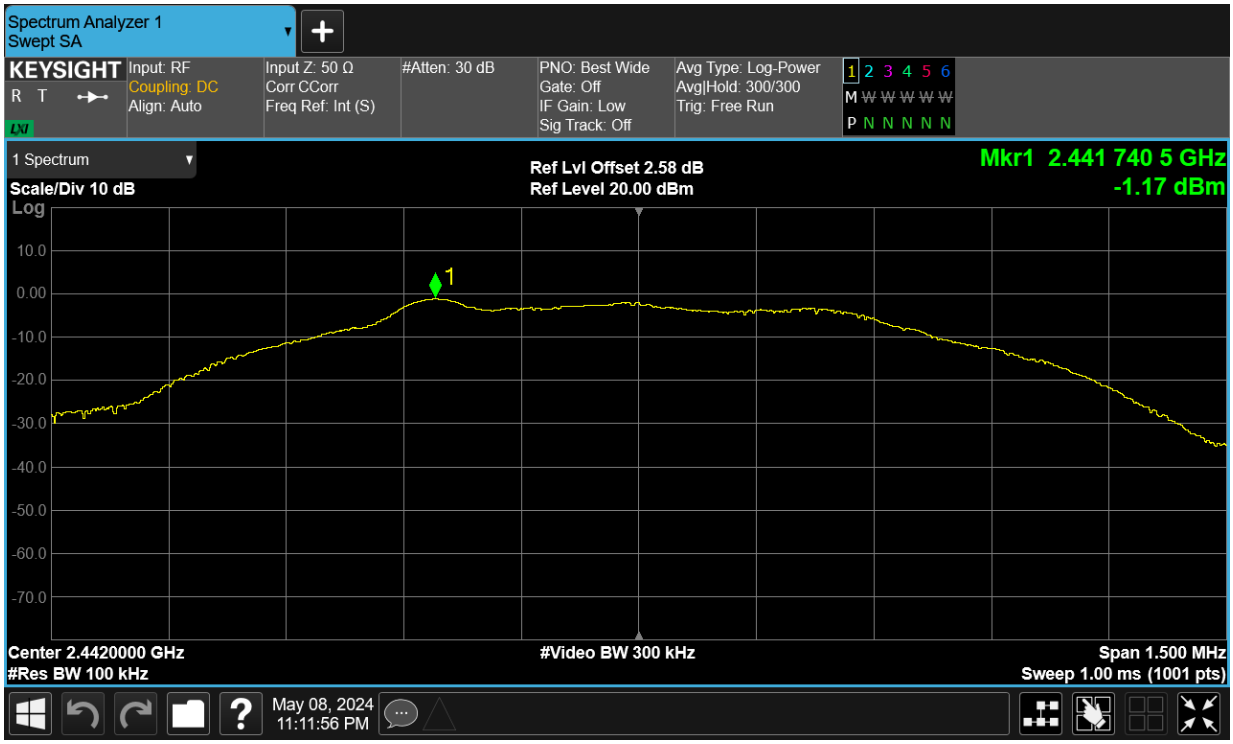


Tx. Spurious NVNT BLE 2442MHz Ant1 Emission

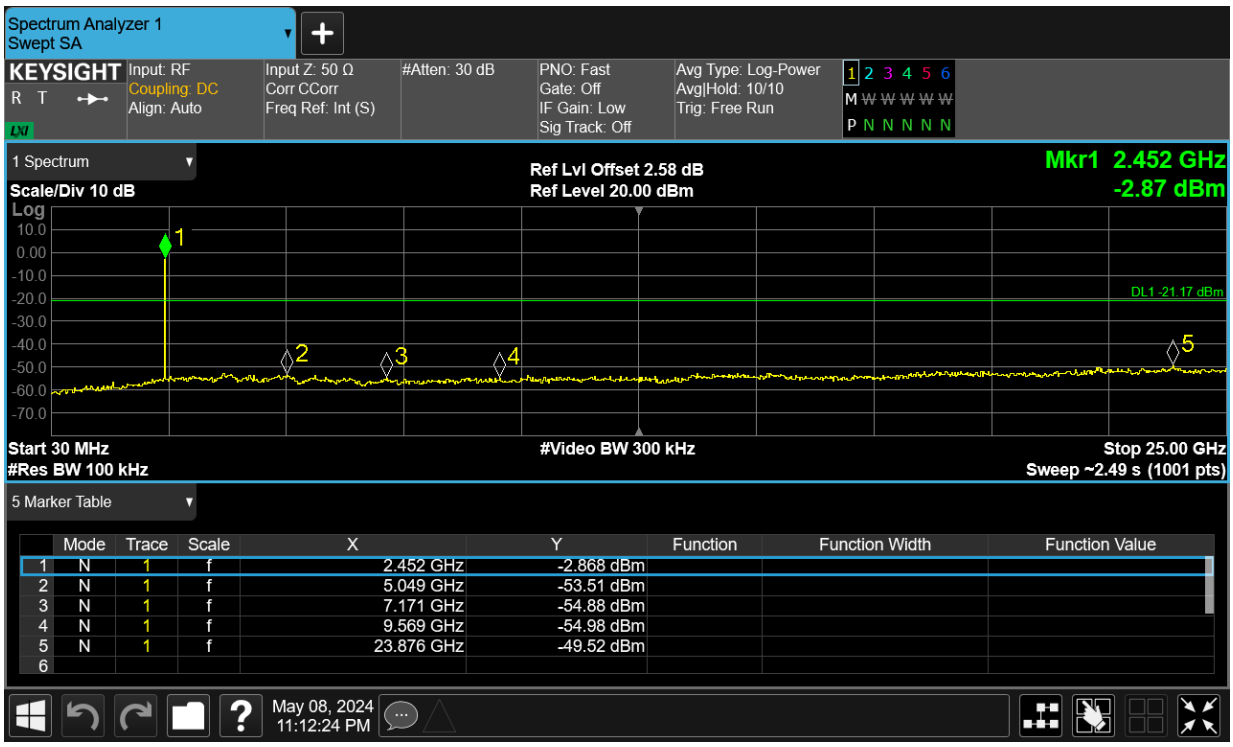


Tx. Spurious NVNT BLE 2480MHz Ant1 Ref

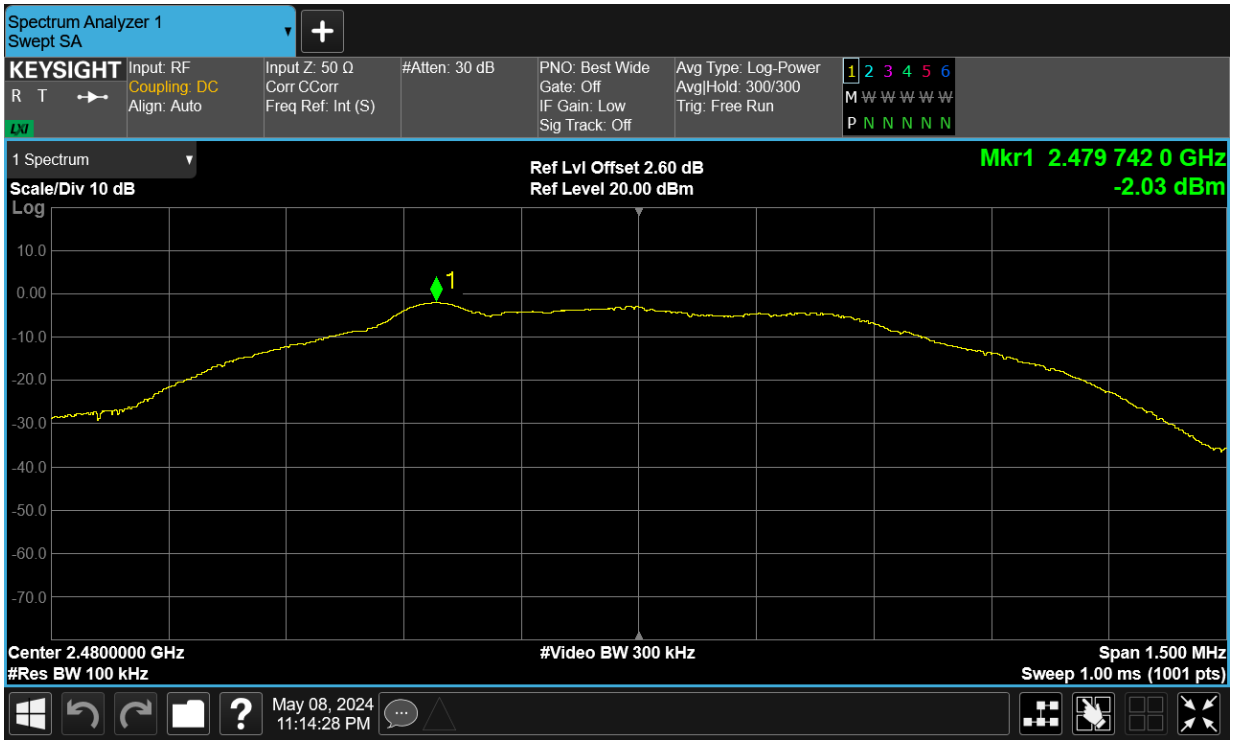

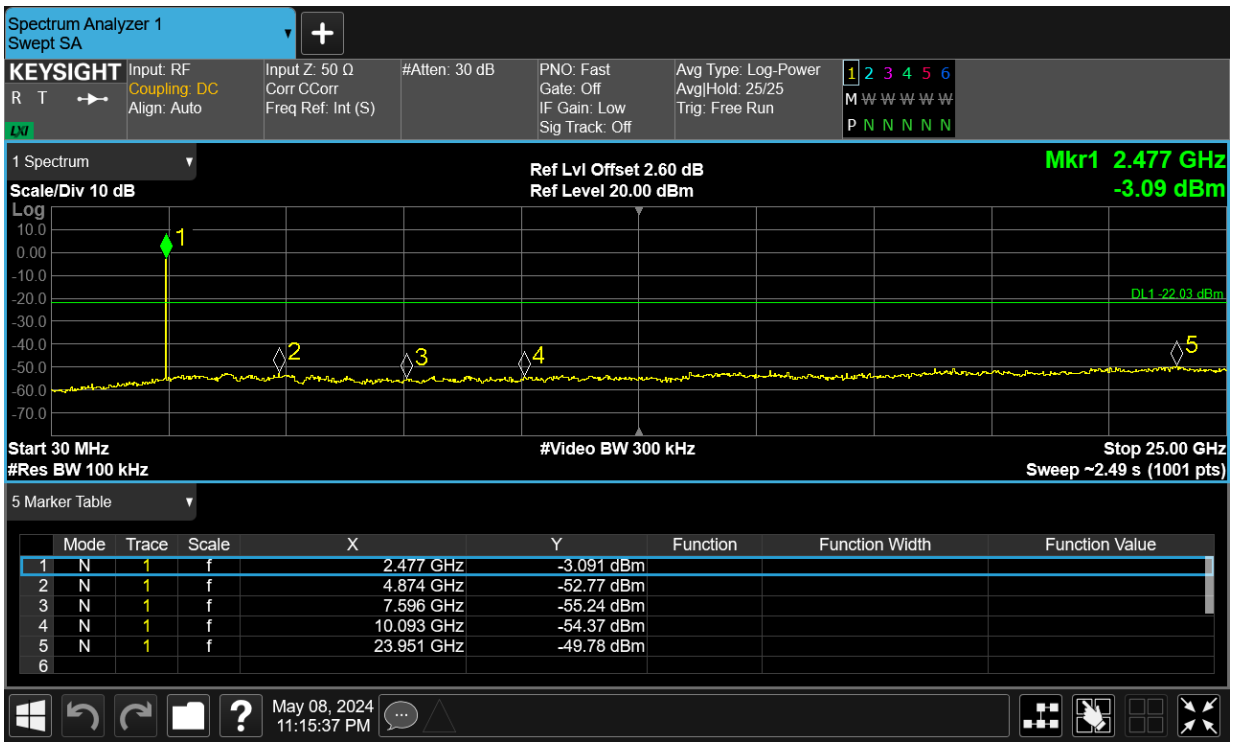
Tx. Spurious NVNT BLE 2480MHz Ant1 Emission