Appendix B: Plots of SAR Test Data

Test Laboratory: JYTSZ Date: 2025/6/11

DUT: Mobile Phone; Type: A673L; Serial: SZR142500110-2

Communication System: UID 0, GSM (0); Frequency: 836.6 MHz;Duty Cycle: 1:8.30042
Medium parameters used (interpolated): f = 836.6 MHz; σ = 0.887 S/m; ε_r = 42.271; ρ = 1000 kg/m^3
Phantom section: Right Section

DASY5 Configuration:

- Probe: EX3DV4 - SN7601; ConvF(10.25, 10.25, 10.25) @ 836.6 MHz; Calibrated: 2025/1/15
- Sensor-Surface: 1.4mm (Mechanical Surface Detection)
- Electronics: DAE4 Sn1373; Calibrated: 2024/12/31
- Phantom: SAM-Twin; Type: QD 000 P40 CD; Serial: 1885
- Measurement SW: DASY52, Version 52.10 (4); SEMCAD X Version 14.6.14 (7501)

GSM 850 Right Cheek/Middle Channel/Area Scan (51x51x1): Interpolated grid: dx=1.500 mm, dy=1.500 mm
Maximum value of SAR (interpolated) = 1.26 W/kg

GSM 850 Right Cheek/Middle Channel/Zoom Scan (5x5x7)/Cube 0:
Measurement grid: dx=8mm, dy=8mm, dz=5mm
Reference Value = 28.28 V/m; Power Drift = 0.17 dB
Peak SAR (extrapolated) = 1.47 W/kg
SAR(1 g) = 0.731 W/kg; SAR(10 g) = 0.475 W/kg
Smallest distance from peaks to all points 3 dB below = 16.1 mm
Ratio of SAR at M2 to SAR at M1 = 43.3%
Maximum value of SAR (measured) = 1.08 W/kg



0 dB = 1.08 W/kg = 0.34 dBW/kg

Test Laboratory: JYTSZ Date: 2025/6/12

DUT: Mobile Phone; Type: A673L; Serial: SZR142500110-2

Communication System: UID 0, GSM (0); Frequency: 1909.8 MHz;Duty Cycle: 1:8.30042
Medium parameters used: f = 1910 MHz; σ = 1.401 S/m; ε_r = 40.506; ρ = 1000 kg/m^3
Phantom section: Right Section

DASY5 Configuration:

- Probe: EX3DV4 - SN7601; ConvF(8.42, 8.42, 8.42) @ 1909.8 MHz; Calibrated: 2025/1/15
- Sensor-Surface: 1.4mm (Mechanical Surface Detection)
- Electronics: DAE4 Sn1373; Calibrated: 2024/12/31
- Phantom: SAM-Twin; Type: QD 000 P40 CD; Serial: 1885
- Measurement SW: DASY52, Version 52.10 (4); SEMCAD X Version 14.6.14 (7501)

GSM 1900 Right Tilted/High Channel/Area Scan (51x51x1): Interpolated grid: dx=1.500 mm, dy=1.500 mm
Maximum value of SAR (interpolated) = 0.975 W/kg

GSM 1900 Right Tilted/High Channel/Zoom Scan (5x5x7)/Cube 0: Measurement grid: dx=8mm, dy=8mm, dz=5mm
Reference Value = 20.76 V/m; Power Drift = 0.05 dB
Peak SAR (extrapolated) = 1.92 W/kg
SAR(1 g) = 0.932 W/kg; SAR(10 g) = 0.422 W/kg
Smallest distance from peaks to all points 3 dB below = 6.4 mm
Ratio of SAR at M2 to SAR at M1 = 50.9%
Maximum value of SAR (measured) = 1.52 W/kg



0 dB = 1.52 W/kg = 1.81 dBW/kg

Test Laboratory: JYTSZ Date: 2025/6/12

DUT: Mobile Phone; Type: A673L; Serial: SZR142500110-2

Communication System: UID 0, UMTS-FDD(WCDMA) (0); Frequency: 1880 MHz;Duty Cycle: 1:1
Medium parameters used: f = 1880 MHz; σ = 1.382 S/m; ε_r = 40.548; ρ = 1000 kg/m^3
Phantom section: Right Section

DASY5 Configuration:

- Probe: EX3DV4 - SN7601; ConvF(8.42, 8.42, 8.42) @ 1880 MHz; Calibrated: 2025/1/15
- Sensor-Surface: 1.4mm (Mechanical Surface Detection)
- Electronics: DAE4 Sn1373; Calibrated: 2024/12/31
- Phantom: SAM-Twin; Type: QD 000 P40 CD; Serial: 1885
- Measurement SW: DASY52, Version 52.10 (4); SEMCAD X Version 14.6.14 (7501)

WCDMA 1900 Right Tilted/Middle Channel/Area Scan (51x51x1): Interpolated grid: dx=1.500 mm, dy=1.500 mm
Maximum value of SAR (interpolated) = 1.07 W/kg

WCDMA 1900 Right Tilted/Middle Channel/Zoom Scan (5x5x7)/Cube 0:
Measurement grid: dx=8mm, dy=8mm, dz=5mm
Reference Value = 18.93 V/m; Power Drift = 0.08 dB
Peak SAR (extrapolated) = 1.45 W/kg
SAR(1 g) = 0.651 W/kg; SAR(10 g) = 0.286 W/kg
Smallest distance from peaks to all points 3 dB below = 6.4 mm
Ratio of SAR at M2 to SAR at M1 = 46.4%
Maximum value of SAR (measured) = 0.966 W/kg



0 dB = 0.966 W/kg = -0.15 dBW/kg

Test Laboratory: JYTSZ Date: 2025/6/13

DUT: Mobile Phone; Type: A673L; Serial: SZR142500110-2

Communication System: UID 0, UMTS-FDD(WCDMA) (0); Frequency: 1732.6 MHz;Duty Cycle: 1:1
Medium parameters used (interpolated): f = 1732.6 MHz; σ = 1.349 S/m; ε_r = 40.762; ρ = 1000 kg/m^3
Phantom section: Right Section

DASY5 Configuration:

- Probe: EX3DV4 - SN7601; ConvF(8.77, 8.77, 8.77) @ 1732.6 MHz; Calibrated: 2025/1/15
- Sensor-Surface: 1.4mm (Mechanical Surface Detection)
- Electronics: DAE4 Sn1373; Calibrated: 2024/12/31
- Phantom: SAM-Twin; Type: QD 000 P40 CD; Serial: 1885
- Measurement SW: DASY52, Version 52.10 (4); SEMCAD X Version 14.6.14 (7501)

WCDMA 1700 Right Tilted/Middle Channel/Area Scan (51x51x1): Interpolated grid: dx=1.500 mm, dy=1.500 mm
Maximum value of SAR (interpolated) = 1.02 W/kg

WCDMA 1700 Right Tilted/Middle Channel/Zoom Scan (5x5x7)/Cube 0:
Measurement grid: dx=8mm, dy=8mm, dz=5mm
Reference Value = 18.74 V/m; Power Drift = 0.00 dB
Peak SAR (extrapolated) = 1.35 W/kg
SAR(1 g) = 0.619 W/kg; SAR(10 g) = 0.277 W/kg
Smallest distance from peaks to all points 3 dB below = 6.4 mm
Ratio of SAR at M2 to SAR at M1 = 47.4%
Maximum value of SAR (measured) = 0.947 W/kg



0 dB = 1.02 W/kg = 0.10 dBW/kg

Test Laboratory: JYTSZ Date: 2025/6/11

DUT: Mobile Phone; Type: A673L; Serial: SZR142500110-2

Communication System: UID 0, UMTS-FDD(WCDMA) (0); Frequency: 836.6 MHz;Duty Cycle: 1:1
Medium parameters used (interpolated): f = 836.6 MHz; σ = 0.887 S/m; ε_r = 42.271; ρ = 1000 kg/m^3
Phantom section: Right Section

DASY5 Configuration:

- Probe: EX3DV4 - SN7601; ConvF(10.25, 10.25, 10.25) @ 836.6 MHz; Calibrated: 2025/1/15
- Sensor-Surface: 1.4mm (Mechanical Surface Detection)
- Electronics: DAE4 Sn1373; Calibrated: 2024/12/31
- Phantom: SAM-Twin; Type: QD 000 P40 CD; Serial: 1885
- Measurement SW: DASY52, Version 52.10 (4); SEMCAD X Version 14.6.14 (7501)

WCDMA 850 Right Cheek/Middle Channel/Area Scan (51x51x1): Interpolated grid: dx=1.500 mm, dy=1.500 mm
Maximum value of SAR (interpolated) = 0.986 W/kg

WCDMA 850 Right Cheek/Middle Channel/Zoom Scan (5x5x7)/Cube 0:
Measurement grid: dx=8mm, dy=8mm, dz=5mm
Reference Value = 25.67 V/m; Power Drift = 0.10 dB
Peak SAR (extrapolated) = 1.40 W/kg
SAR(1 g) = 0.594 W/kg; SAR(10 g) = 0.381 W/kg
Smallest distance from peaks to all points 3 dB below = 12.9 mm
Ratio of SAR at M2 to SAR at M1 = 40.7%
Maximum value of SAR (measured) = 0.983 W/kg



0 dB = 0.983 W/kg = -0.07 dBW/kg

Test Laboratory: JYTSZ Date: 2025/6/12

DUT: Mobile Phone; Type: A673L; Serial: SZR142500110-2

Communication System: UID 0, LTE-FDD(USA) 1RB QPSK (0); Frequency: 1900 MHz;Duty Cycle: 1:1
Medium parameters used: f = 1900 MHz; σ = 1.394 S/m; ε_r = 40.52; ρ = 1000 kg/m^3
Phantom section: Right Section

DASY5 Configuration:

- Probe: EX3DV4 - SN7601; ConvF(8.42, 8.42, 8.42) @ 1900 MHz; Calibrated: 2025/1/15
- Sensor-Surface: 1.4mm (Mechanical Surface Detection)
- Electronics: DAE4 Sn1373; Calibrated: 2024/12/31
- Phantom: SAM-Twin; Type: QD 000 P40 CD; Serial: 1885
- Measurement SW: DASY52, Version 52.10 (4); SEMCAD X Version 14.6.14 (7501)

LTE Band 2 1RB(20MHz) Right Tilted/High Channel/Area Scan (51x51x1):

Interpolated grid: dx=1.500 mm, dy=1.500 mm
Maximum value of SAR (interpolated) = 0.643 W/kg

LTE Band 2 1RB(20MHz) Right Tilted/High Channel/Zoom Scan (5x5x7)/Cube 0:

Measurement grid: dx=8mm, dy=8mm, dz=5mm
Reference Value = 14.60 V/m; Power Drift = 0.05 dB
Peak SAR (extrapolated) = 0.926 W/kg
SAR(1 g) = 0.423 W/kg; SAR(10 g) = 0.185 W/kg
Smallest distance from peaks to all points 3 dB below = 5.1 mm
Ratio of SAR at M2 to SAR at M1 = 58%
Maximum value of SAR (measured) = 0.566 W/kg



0 dB = 0.643 W/kg = -1.92 dBW/kg

Test Laboratory: JYTSZ Date: 2025/6/13

DUT: Mobile Phone; Type: A673L; Serial: SZR142500110-2

Communication System: UID 0, LTE-FDD(USA) 1RB QPSK (0); Frequency: 1745 MHz;Duty Cycle: 1:1
Medium parameters used (interpolated): f = 1745 MHz; σ = 1.356 S/m; ε_r = 40.739; ρ = 1000 kg/m^3
Phantom section: Right Section

DASY5 Configuration:

- Probe: EX3DV4 - SN7601; ConvF(8.77, 8.77, 8.77) @ 1745 MHz; Calibrated: 2025/1/15
- Sensor-Surface: 1.4mm (Mechanical Surface Detection)
- Electronics: DAE4 Sn1373; Calibrated: 2024/12/31
- Phantom: SAM-Twin; Type: QD 000 P40 CD; Serial: 1885
- Measurement SW: DASY52, Version 52.10 (4); SEMCAD X Version 14.6.14 (7501)

LTE Band 4 1RB(20MHz) Right Tilted/High Channel/Area Scan (51x51x1):

Interpolated grid: dx=1.500 mm, dy=1.500 mm
Maximum value of SAR (interpolated) = 0.924 W/kg

LTE Band 4 1RB(20MHz) Right Tilted/High Channel/Zoom Scan (5x5x7)/Cube 0:

Measurement grid: dx=8mm, dy=8mm, dz=5mm
Reference Value = 19.26 V/m; Power Drift = 0.01 dB
Peak SAR (extrapolated) = 1.30 W/kg
SAR(1 g) = 0.598 W/kg; SAR(10 g) = 0.268 W/kg
Smallest distance from peaks to all points 3 dB below = 5.8 mm
Ratio of SAR at M2 to SAR at M1 = 48.7%
Maximum value of SAR (measured) = 0.854 W/kg



0 dB = 0.924 W/kg = −0.34 dBW/kg

Test Laboratory: JYTSZ Date: 2025/6/11

DUT: Mobile Phone; Type: A673L; Serial: SZR142500110-2

Communication System: UID 0, LTE-FDD(USA) 1RB QPSK (0); Frequency: 836.5 MHz;Duty Cycle: 1:1
Medium parameters used (interpolated): f = 836.5 MHz; σ = 0.887 S/m; ε_r = 42.271; ρ = 1000 kg/m^3
Phantom section: Right Section

DASY5 Configuration:

- Probe: EX3DV4 - SN7601; ConvF(10.25, 10.25, 10.25) @ 836.5 MHz; Calibrated: 2025/1/15
- Sensor-Surface: 1.4mm (Mechanical Surface Detection)
- Electronics: DAE4 Sn1373; Calibrated: 2024/12/31
- Phantom: SAM-Twin; Type: QD 000 P40 CD; Serial: 1885
- Measurement SW: DASY52, Version 52.10 (4); SEMCAD X Version 14.6.14 (7501)

LTE Band 5 1RB(10MHz) Right Cheek/Middle Channel/Area Scan (51x51x1):

Interpolated grid: dx=1.500 mm, dy=1.500 mm
Maximum value of SAR (interpolated) = 1.26 W/kg

LTE Band 5 1RB(10MHz) Right Cheek/Middle Channel/Zoom Scan (5x5x7)/Cube 0:

Measurement grid: dx=8mm, dy=8mm, dz=5mm
Reference Value = 29.40 V/m; Power Drift = -0.17 dB
Peak SAR (extrapolated) = 1.44 W/kg
SAR(1 g) = 0.715 W/kg; SAR(10 g) = 0.470 W/kg
Smallest distance from peaks to all points 3 dB below = 14.5 mm
Ratio of SAR at M2 to SAR at M1 = 41.5%
Maximum value of SAR (measured) = 1.01 W/kg



0 dB = 1.01 W/kg = 0.05 dBW/kg

Test Laboratory: JYTSZ Date: 2025/6/15

DUT: Mobile Phone; Type: A673L; Serial: SZR142500110-2

Communication System: UID 0, LTE-FDD(USA) 20MHz 50%RB QPSK (0); Frequency: 2510 MHz;Duty Cycle: 1:1
Medium parameters used: f = 2510 MHz; σ = 1.833 S/m; ε_r = 39.608; ρ = 1000 kg/m^3
Phantom section: Right Section

DASY5 Configuration:

- Probe: EX3DV4 - SN7601; ConvF(7.84, 7.84, 7.84) @ 2510 MHz; Calibrated: 2025/1/15
- Sensor-Surface: 1.4mm (Mechanical Surface Detection)
- Electronics: DAE4 Sn1373; Calibrated: 2024/12/31
- Phantom: SAM-Twin; Type: QD 000 P40 CD; Serial: 1885
- Measurement SW: DASY52, Version 52.10 (4); SEMCAD X Version 14.6.14 (7501)

LTE Band 7 50%RB(20MHz) Right Tilted/Low Channel/Area Scan (51x51x1):

Interpolated grid: dx=1.200 mm, dy=1.200 mm
Maximum value of SAR (interpolated) = 1.75 W/kg

LTE Band 7 50%RB(20MHz) Right Tilted/Low Channel/Zoom Scan (7x7x7)/Cube 0:

Measurement grid: dx=5mm, dy=5mm, dz=5mm
Reference Value = 8.112 V/m; Power Drift = -0.18 dB
Peak SAR (extrapolated) = 2.32 W/kg
SAR(1 g) = 0.952 W/kg; SAR(10 g) = 0.425 W/kg
Smallest distance from peaks to all points 3 dB below = 8 mm
Ratio of SAR at M2 to SAR at M1 = 39.8%
Maximum value of SAR (measured) = 1.68 W/kg

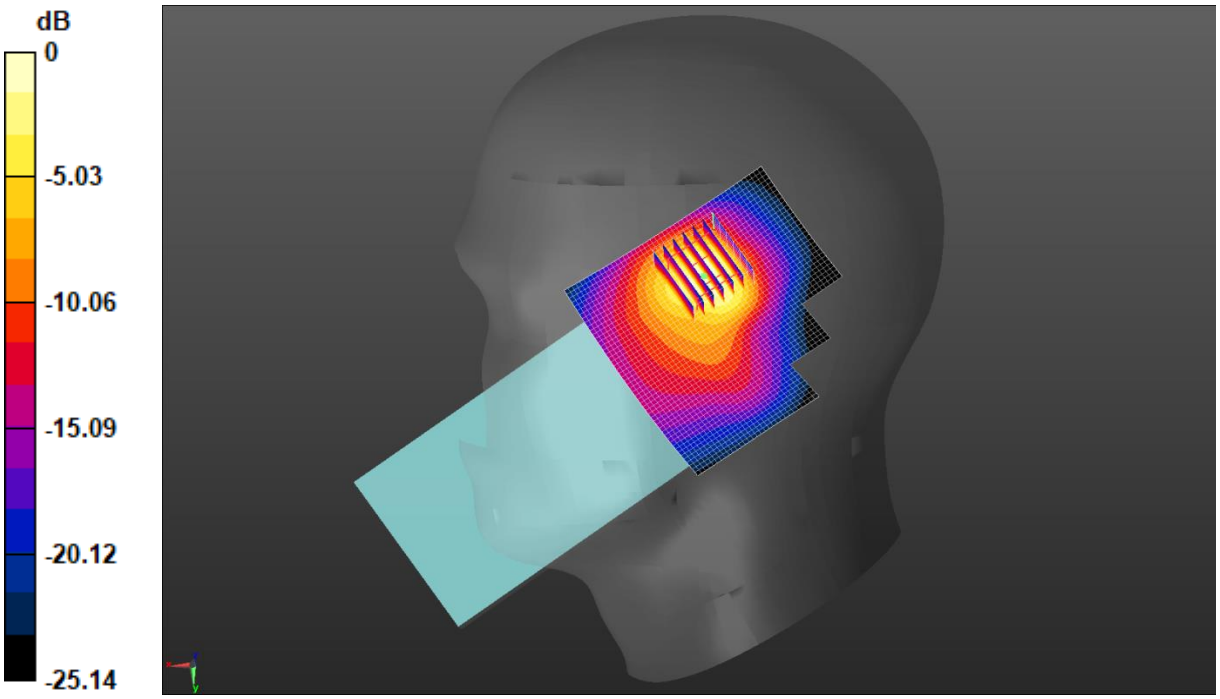

0 dB = 1.68 W/kg = 2.26 dBW/kg

Test Laboratory: JYTSZ Date: 2025/6/14

DUT: Mobile Phone; Type: A673L; Serial: SZR142500110-2

Communication System: UID 0, LTE-FDD(USA) 1RB QPSK (0); Frequency: 711 MHz;Duty Cycle: 1:1
Medium parameters used (interpolated): f = 711 MHz; σ = 0.848 S/m; ε_r = 42.325; ρ = 1000 kg/m^3
Phantom section: Right Section

DASY5 Configuration:

- Probe: EX3DV4 - SN7601; ConvF(10.65, 10.65, 10.65) @ 711 MHz; Calibrated: 2025/1/15
- Sensor-Surface: 1.4mm (Mechanical Surface Detection)
- Electronics: DAE4 Sn1373; Calibrated: 2024/12/31
- Phantom: SAM-Twin; Type: QD 000 P40 CD; Serial: 1885
- Measurement SW: DASY52, Version 52.10 (4); SEMCAD X Version 14.6.14 (7501)

LTE Band 12 1RB(10MHz) Right Cheek/High Channel/Area Scan (51x51x1):

Interpolated grid: dx=1.500 mm, dy=1.500 mm
Maximum value of SAR (interpolated) = 0.752 W/kg

LTE Band 12 1RB(10MHz) Right Cheek/High Channel/Zoom Scan (5x5x7)/Cube 0:

Measurement grid: dx=8mm, dy=8mm, dz=5mm
Reference Value = 24.65 V/m; Power Drift = -0.08 dB
Peak SAR (extrapolated) = 0.937 W/kg
SAR(1 g) = 0.445 W/kg; SAR(10 g) = 0.279 W/kg
Smallest distance from peaks to all points 3 dB below = 9.3 mm
Ratio of SAR at M2 to SAR at M1 = 52.5%
Maximum value of SAR (measured) = 0.677 W/kg



0 dB = 0.677 W/kg = -1.69 dBW/kg

Test Laboratory: JYTSZ Date: 2025/6/14

DUT: Mobile Phone; Type: A673L; Serial: SZR142500110-2

Communication System: UID 0, LTE-FDD(USA) 1RB QPSK (0); Frequency: 709 MHz;Duty Cycle: 1:1
Medium parameters used (interpolated): f = 709 MHz; σ = 0.848 S/m; ε_r = 42.331; ρ = 1000 kg/m^3
Phantom section: Right Section

DASY5 Configuration:

- Probe: EX3DV4 - SN7601; ConvF(10.65, 10.65, 10.65) @ 709 MHz; Calibrated: 2025/1/15
- Sensor-Surface: 1.4mm (Mechanical Surface Detection)
- Electronics: DAE4 Sn1373; Calibrated: 2024/12/31
- Phantom: SAM-Twin; Type: QD 000 P40 CD; Serial: 1885
- Measurement SW: DASY52, Version 52.10 (4); SEMCAD X Version 14.6.14 (7501)

LTE Band 17 1RB(10MHz) Right Cheek/Low Channel/Area Scan (51x51x1):

Interpolated grid: dx=1.500 mm, dy=1.500 mm
Maximum value of SAR (interpolated) = 0.721 W/kg

LTE Band 17 1RB(10MHz) Right Cheek/Low Channel/Zoom Scan (5x5x7)/Cube 0:

Measurement grid: dx=8mm, dy=8mm, dz=5mm
Reference Value = 23.35 V/m; Power Drift = 0.02 dB
Peak SAR (extrapolated) = 0.937 W/kg
SAR(1 g) = 0.438 W/kg; SAR(10 g) = 0.275 W/kg
Smallest distance from peaks to all points 3 dB below = 9.6 mm
Ratio of SAR at M2 to SAR at M1 = 53%
Maximum value of SAR (measured) = 0.652 W/kg



0 dB = 0.652 W/kg = -1.86 dBW/kg

Test Laboratory: JYTSZ Date: 2025/6/11

DUT: Mobile Phone; Type: A673L; Serial: SZR142500110-2

Communication System: UID 0, LTE-FDD(USA) 1RB QPSK (0); Frequency: 841.5 MHz;Duty Cycle: 1:1
Medium parameters used (interpolated): f = 841.5 MHz; σ = 0.889 S/m; ε_r = 42.261; ρ = 1000 kg/m^3
Phantom section: Right Section

DASY5 Configuration:

- Probe: EX3DV4 - SN7601; ConvF(10.25, 10.25, 10.25) @ 841.5 MHz; Calibrated: 2025/1/15
- Sensor-Surface: 1.4mm (Mechanical Surface Detection)
- Electronics: DAE4 Sn1373; Calibrated: 2024/12/31
- Phantom: SAM-Twin; Type: QD 000 P40 CD; Serial: 1885
- Measurement SW: DASY52, Version 52.10 (4); SEMCAD X Version 14.6.14 (7501)

LTE Band 26 1RB(15MHz) Right Cheek/High Channel/Area Scan (51x51x1):

Interpolated grid: dx=1.500 mm, dy=1.500 mm
Maximum value of SAR (interpolated) = 1.27 W/kg

LTE Band 26 1RB(15MHz) Right Cheek/High Channel/Zoom Scan (5x5x7)/Cube 0:

Measurement grid: dx=8mm, dy=8mm, dz=5mm
Reference Value = 29.24 V/m; Power Drift = 0.04 dB
Peak SAR (extrapolated) = 1.58 W/kg
SAR(1 g) = 0.791 W/kg; SAR(10 g) = 0.496 W/kg
Smallest distance from peaks to all points 3 dB below = 12.2 mm
Ratio of SAR at M2 to SAR at M1 = 53.4%
Maximum value of SAR (measured) = 1.16 W/kg



0 dB = 1.16 W/kg = 0.65 dBW/kg

Test Laboratory: JYTSZ Date: 2025/6/15

DUT: Mobile Phone; Type: A673L; Serial: SZR142500110-2

Communication System: UID 0, LTE-TDD(USA) 20MHz 1RB QPSK (0); Frequency: 2580 MHz;Duty Cycle: 1:1.59956
Medium parameters used: f = 2580 MHz; σ = 1.891 S/m; ε_r = 39.486; ρ = 1000 kg/m^3
Phantom section: Right Section

DASY5 Configuration:

- Probe: EX3DV4 - SN7601; ConvF(7.66, 7.66, 7.66) @ 2580 MHz; Calibrated: 2025/1/15
- Sensor-Surface: 1.4mm (Mechanical Surface Detection)
- Electronics: DAE4 Sn1373; Calibrated: 2024/12/31
- Phantom: SAM-Twin; Type: QD 000 P40 CD; Serial: 1885
- Measurement SW: DASY52, Version 52.10 (4); SEMCAD X Version 14.6.14 (7501)

LTE Band 38 1RB(20MHz) Right Tilted/Low Channel/Area Scan (51x51x1):

Interpolated grid: dx=1.200 mm, dy=1.200 mm
Maximum value of SAR (interpolated) = 1.47 W/kg

LTE Band 38 1RB(20MHz) Right Tilted/Low Channel/Zoom Scan (7x7x7)/Cube 0:

Measurement grid: dx=5mm, dy=5mm, dz=5mm
Reference Value = 8.698 V/m; Power Drift = 0.07 dB
Peak SAR (extrapolated) = 1.85 W/kg
SAR(1 g) = 0.758 W/kg; SAR(10 g) = 0.362 W/kg
Smallest distance from peaks to all points 3 dB below = 7.3 mm
Ratio of SAR at M2 to SAR at M1 = 39.6%
Maximum value of SAR (measured) = 1.37 W/kg

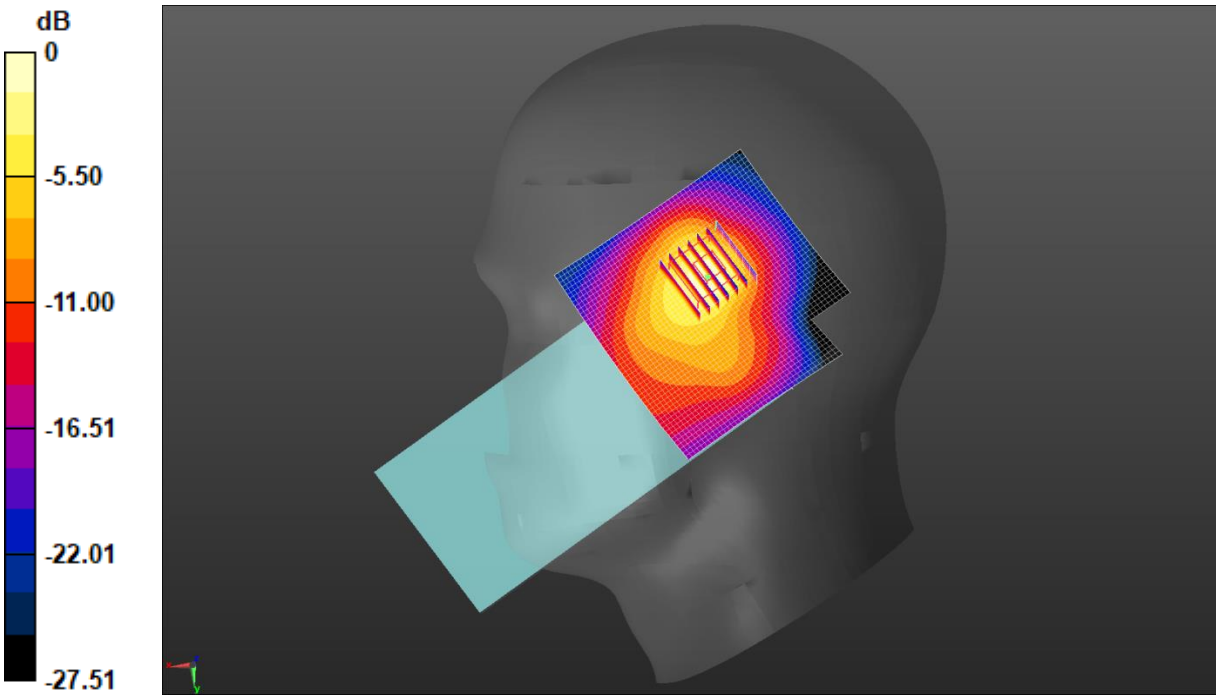

0 dB = 1.37 W/kg = 1.36 dBW/kg

Test Laboratory: JYTSZ Date: 2025/6/15

DUT: Mobile Phone; Type: A673L; Serial: SZR142500110-2

Communication System: UID 0, LTE-TDD(USA) 20MHz 1RB QPSK (0); Frequency: 2545 MHz;Duty Cycle: 1:1.59956
Medium parameters used (interpolated): f = 2545 MHz; σ = 1.862 S/m; ε_r = 39.543; ρ = 1000 kg/m^3
Phantom section: Right Section

DASY5 Configuration:

- Probe: EX3DV4 - SN7601; ConvF(7.84, 7.84, 7.84) @ 2545 MHz; Calibrated: 2025/1/15
- Sensor-Surface: 1.4mm (Mechanical Surface Detection)
- Electronics: DAE4 Sn1373; Calibrated: 2024/12/31
- Phantom: SAM-Twin; Type: QD 000 P40 CD; Serial: 1885
- Measurement SW: DASY52, Version 52.10 (4); SEMCAD X Version 14.6.14 (7501)

LTE Band 41 1RB(20MHz) Right Tilted/Low Channel/Area Scan (51x51x1):

Interpolated grid: dx=1.200 mm, dy=1.200 mm
Maximum value of SAR (interpolated) = 1.86 W/kg

LTE Band 41 1RB(20MHz) Right Tilted/Low Channel/Zoom Scan (7x7x7)/Cube 0:

Measurement grid: dx=5mm, dy=5mm, dz=5mm
Reference Value = 8.854 V/m; Power Drift = 0.12 dB
Peak SAR (extrapolated) = 2.41 W/kg
SAR(1 g) = 0.987 W/kg; SAR(10 g) = 0.463 W/kg
Smallest distance from peaks to all points 3 dB below = 8 mm
Ratio of SAR at M2 to SAR at M1 = 40.5%
Maximum value of SAR (measured) = 1.80 W/kg



0 dB = 1.86 W/kg = 2.69 dBW/kg

Test Laboratory: JYTSZ Date: 2025/6/13

DUT: Mobile Phone; Type: A673L; Serial: SZR142500110-2

Communication System: UID 0, LTE-FDD(USA) 1RB QPSK (0); Frequency: 1745 MHz;Duty Cycle: 1:1
Medium parameters used (interpolated): f = 1745 MHz; σ = 1.356 S/m; ε_r = 40.739; ρ = 1000 kg/m^3
Phantom section: Right Section

DASY5 Configuration:

- Probe: EX3DV4 - SN7601; ConvF(8.77, 8.77, 8.77) @ 1745 MHz; Calibrated: 2025/1/15
- Sensor-Surface: 1.4mm (Mechanical Surface Detection)
- Electronics: DAE4 Sn1373; Calibrated: 2024/12/31
- Phantom: SAM-Twin; Type: QD 000 P40 CD; Serial: 1885
- Measurement SW: DASY52, Version 52.10 (4); SEMCAD X Version 14.6.14 (7501)

LTE Band 66 1RB(20MHz) Right Tilted/Middle Channel/Area Scan (51x51x1):

Interpolated grid: dx=1.500 mm, dy=1.500 mm
Maximum value of SAR (interpolated) = 0.866 W/kg

LTE Band 66 1RB(20MHz) Right Tilted/Middle Channel/Zoom Scan (5x5x7)/Cube 0:

Measurement grid: dx=8mm, dy=8mm, dz=5mm
Reference Value = 18.09 V/m; Power Drift = 0.07 dB
Peak SAR (extrapolated) = 1.18 W/kg
SAR(1 g) = 0.544 W/kg; SAR(10 g) = 0.243 W/kg
Smallest distance from peaks to all points 3 dB below = 5.8 mm
Ratio of SAR at M2 to SAR at M1 = 48.7%
Maximum value of SAR (measured) = 0.778 W/kg



0 dB = 0.866 W/kg = −0.62 dBW/kg

Test Laboratory: JYTSZ Date: 2025/6/16

DUT: Mobile Phone; Type: A673L; Serial: SZR142500110-2

Communication System: UID 0, IEEE 802.11b WiFi 2.4 GHz (DSSS, 1 Mbps) (0);
Frequency: 2437 MHz;Duty Cycle: 1:1
Medium parameters used (interpolated): f = 2437 MHz; σ = 1.773 S/m; ε_r = 39.746; ρ = 1000 kg/m^3
Phantom section: Left Section

DASY5 Configuration:

- Probe: EX3DV4 - SN7601; ConvF(7.84, 7.84, 7.84) @ 2437 MHz; Calibrated: 2025/1/15
- Sensor-Surface: 1.4mm (Mechanical Surface Detection)
- Electronics: DAE4 Sn1373; Calibrated: 2024/12/31
- Phantom: SAM-Twin; Type: QD 000 P40 CD; Serial: 1885
- Measurement SW: DASY52, Version 52.10 (4); SEMCAD X Version 14.6.14 (7501)

2.4G WiFi Left Cheek/Middle Channel/Area Scan (51x51x1): Interpolated grid: dx=1.200 mm, dy=1.200 mm
Maximum value of SAR (interpolated) = 0.450 W/kg

2.4G WiFi Left Cheek/Middle Channel/Zoom Scan (7x7x7)/Cube 0:
Measurement grid: dx=5mm, dy=5mm, dz=5mm
Reference Value = 9.154 V/m; Power Drift = 0.10 dB
Peak SAR (extrapolated) = 0.595 W/kg
SAR(1 g) = 0.298 W/kg; SAR(10 g) = 0.161 W/kg
Smallest distance from peaks to all points 3 dB below = 9 mm
Ratio of SAR at M2 to SAR at M1 = 47.6%
Maximum value of SAR (measured) = 0.463 W/kg

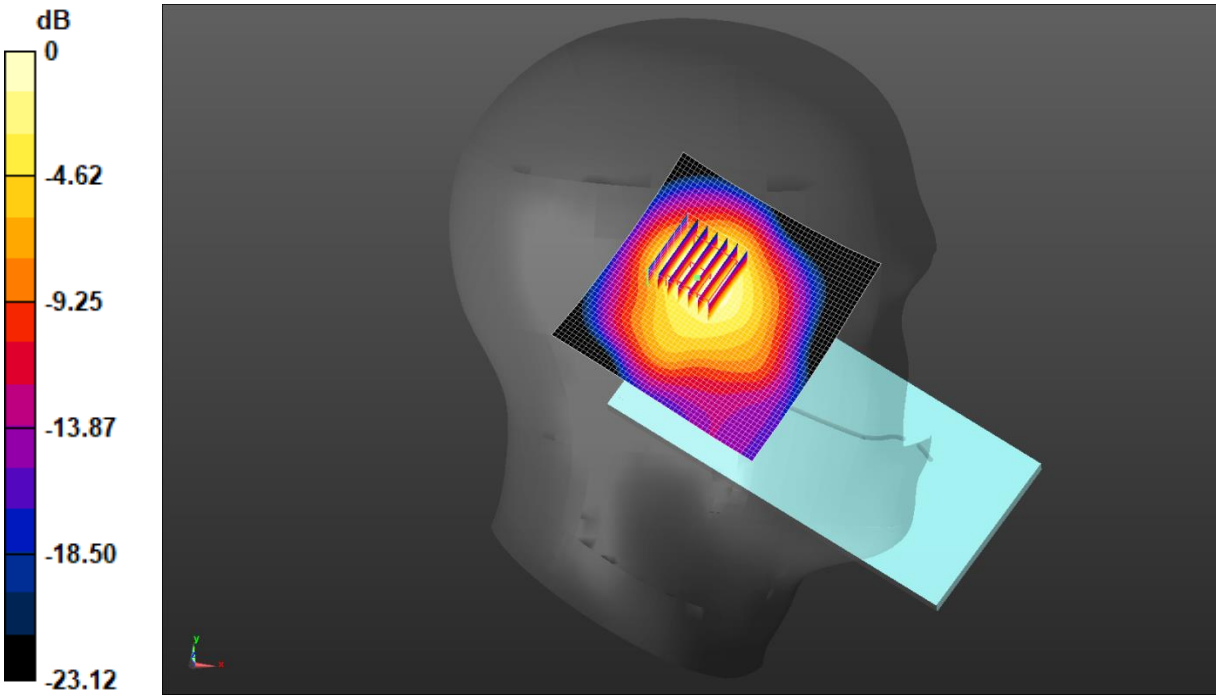

0 dB = 0.463 W/kg = -3.34 dBW/kg

Test Laboratory: JYTSZ Date: 2025/6/26

DUT: Mobile Phone; Type: A673L; Serial: SZR142500110-2

Communication System: UID 0, IEEE 802.11a WiFi 5GHz (0); Frequency: 5240 MHz;Duty Cycle: 1:1
Medium parameters used: f = 5240 MHz; σ = 4.616 S/m; ε_r = 36.969; ρ = 1000 kg/m^3
Phantom section: Left Section

DASY5 Configuration:

- Probe: EX3DV4 - SN7601; ConvF(5.52, 5.52, 5.52) @ 5240 MHz; Calibrated: 2025/1/15
- Sensor-Surface: 1.4mm (Mechanical Surface Detection)
- Electronics: DAE4 Sn1373; Calibrated: 2024/12/31
- Phantom: SAM-Twin; Type: QD 000 P40 CD; Serial: 1885
- Measurement SW: DASY52, Version 52.10 (4); SEMCAD X Version 14.6.14 (7501)

5.2G WiFi Left Cheek/High Channel/Area Scan (51x51x1): Interpolated grid: dx=1.000 mm, dy=1.000 mm
Maximum value of SAR (interpolated) = 0.472 W/kg

5.2G WiFi Left Cheek/High Channel/Zoom Scan (7x7x7)/Cube 0: Measurement grid: dx=4mm, dy=4mm, dz=2mm
Reference Value = 4.698 V/m; Power Drift = -0.08 dB
Peak SAR (extrapolated) = 1.64 W/kg
SAR(1 g) = 0.187 W/kg; SAR(10 g) = 0.053 W/kg
Smallest distance from peaks to all points 3 dB below = 4 mm
Ratio of SAR at M2 to SAR at M1 = 47.7%
Maximum value of SAR (measured) = 0.503 W/kg

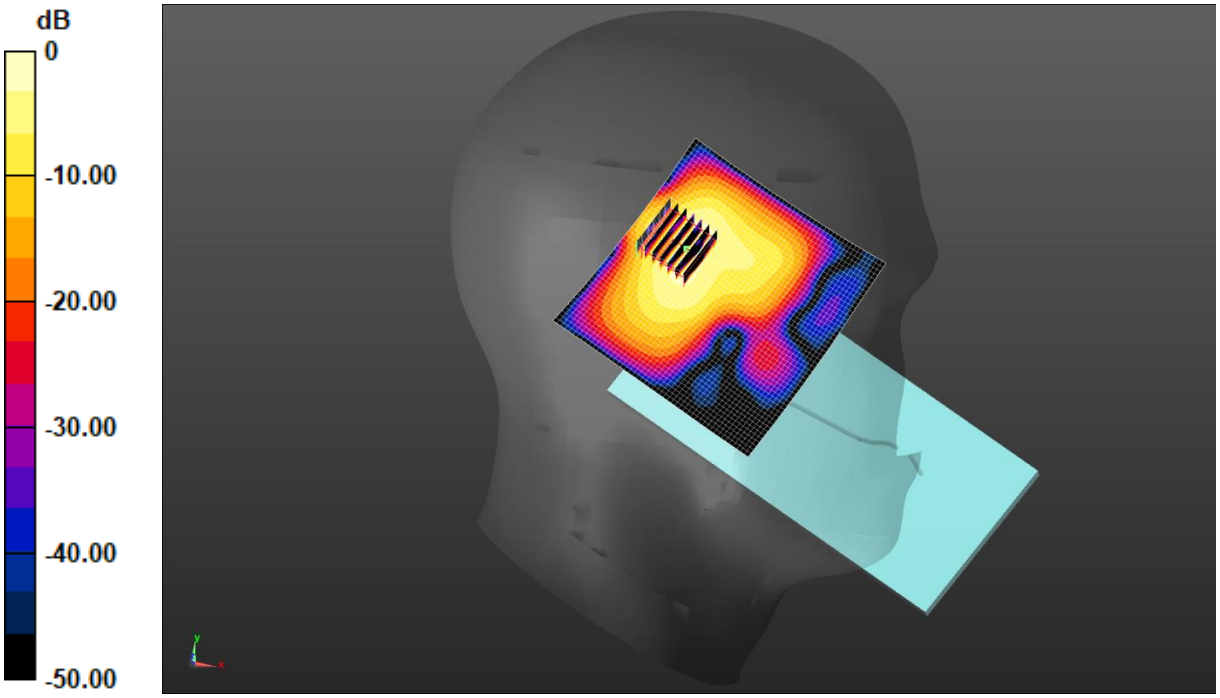

0 dB = 0.472 W/kg = -3.26 dBW/kg

Test Laboratory: JYTSZ Date: 2025/6/26

DUT: Mobile Phone; Type: A673L; Serial: SZR142500110-2

Communication System: UID 0, IEEE 802.11a WiFi 5GHz (0); Frequency: 5320 MHz;Duty Cycle: 1:1
Medium parameters used: f = 5320 MHz; σ = 4.701 S/m; ε_r = 36.844; ρ = 1000 kg/m^3
Phantom section: Right Section

DASY5 Configuration:

- Probe: EX3DV4 - SN7601; ConvF(5.52, 5.52, 5.52) @ 5320 MHz; Calibrated: 2025/1/15
- Sensor-Surface: 1.4mm (Mechanical Surface Detection)
- Electronics: DAE4 Sn1373; Calibrated: 2024/12/31
- Phantom: SAM-Twin; Type: QD 000 P40 CD; Serial: 1885
- Measurement SW: DASY52, Version 52.10 (4); SEMCAD X Version 14.6.14 (7501)

5.3G WiFi Right Cheek/High Channel/Area Scan (51x51x1): Interpolated grid: dx=1.000 mm, dy=1.000 mm
Maximum value of SAR (interpolated) = 0.449 W/kg

5.3G WiFi Right Cheek/High Channel/Zoom Scan (7x7x7)/Cube 0: Measurement grid: dx=4mm, dy=4mm, dz=2mm
Reference Value = 4.743 V/m; Power Drift = -0.01 dB
Peak SAR (extrapolated) = 0.561 W/kg
SAR(1 g) = 0.151 W/kg; SAR(10 g) = 0.043 W/kg
Smallest distance from peaks to all points 3 dB below = 6.3 mm
Ratio of SAR at M2 to SAR at M1 = 47.5%
Maximum value of SAR (measured) = 0.366 W/kg



0 dB = 0.449 W/kg = -3.48 dBW/kg

Test Laboratory: JYTSZ Date: 2025/6/27

DUT: Mobile Phone; Type: A673L; Serial: SZR142500110-2

Communication System: UID 0, IEEE 802.11a WiFi 5GHz (0); Frequency: 5600 MHz;Duty Cycle: 1:1
Medium parameters used: f = 5600 MHz; σ = 5.001 S/m; ε_r = 37.112; ρ = 1000 kg/m^3
Phantom section: Left Section

DASY5 Configuration:

- Probe: EX3DV4 - SN7601; ConvF(4.95, 4.95, 4.95) @ 5600 MHz; Calibrated: 2025/1/15
- Sensor-Surface: 1.4mm (Mechanical Surface Detection)
- Electronics: DAE4 Sn1373; Calibrated: 2024/12/31
- Phantom: SAM-Twin; Type: QD 000 P40 CD; Serial: 1885
- Measurement SW: DASY52, Version 52.10 (4); SEMCAD X Version 14.6.14 (7501)

5.6G WiFi Left Cheek/Middle Channel/Area Scan (51x51x1): Interpolated grid: dx=1.000 mm, dy=1.000 mm
Maximum value of SAR (interpolated) = 0.482 W/kg

5.6G WiFi Left Cheek/Middle Channel/Zoom Scan (7x7x7)/Cube 0:
Measurement grid: dx=4mm, dy=4mm, dz=2mm
Reference Value = 4.165 V/m; Power Drift = 0.05 dB
Peak SAR (extrapolated) = 1.04 W/kg
SAR(1 g) = 0.214 W/kg; SAR(10 g) = 0.068 W/kg
Smallest distance from peaks to all points 3 dB below = 6.3 mm
Ratio of SAR at M2 to SAR at M1 = 49.3%
Maximum value of SAR (measured) = 0.495 W/kg

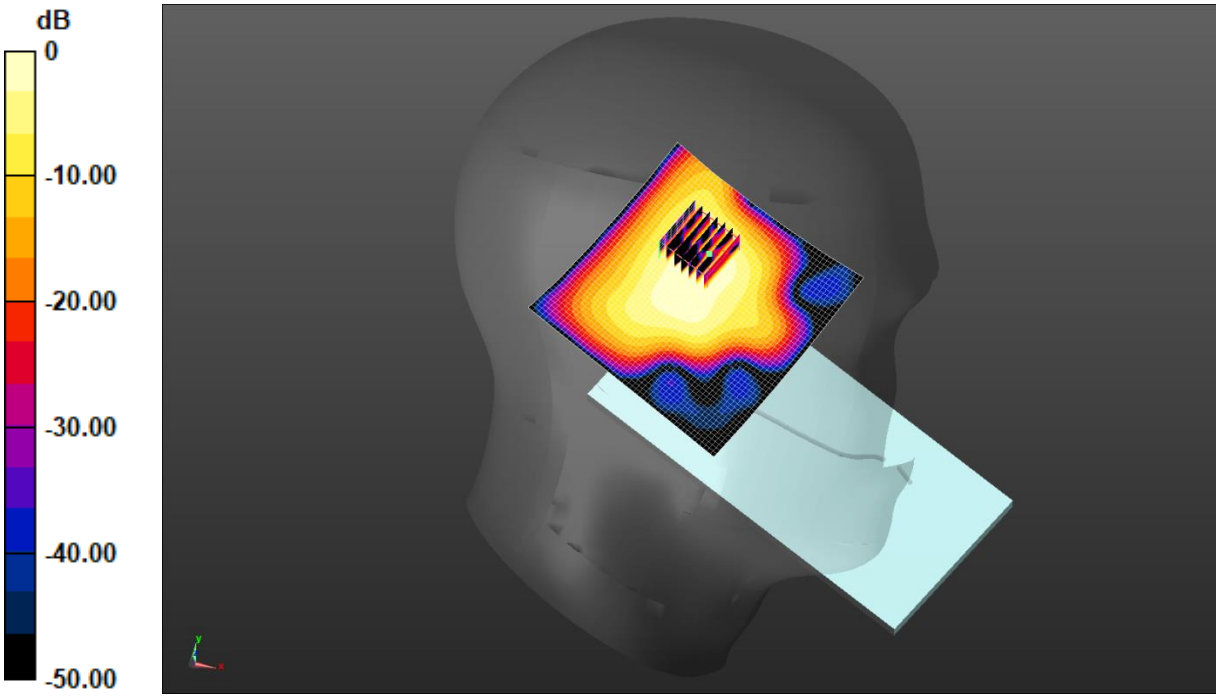

0 dB = 0.482 W/kg = -3.17 dBW/kg

Test Laboratory: JYTSZ Date: 2025/6/27

DUT: Mobile Phone; Type: A673L; Serial: SZR142500110-2

Communication System: UID 0, IEEE 802.11a WiFi 5GHz (0); Frequency: 5745 MHz;Duty Cycle: 1:1
Medium parameters used (interpolated): f = 5745 MHz; σ = 5.157 S/m; ε_r = 36.855; ρ = 1000 kg/m^3
Phantom section: Left Section

DASY5 Configuration:

- Probe: EX3DV4 - SN7601; ConvF(5.07, 5.07, 5.07) @ 5745 MHz; Calibrated: 2025/1/15
- Sensor-Surface: 1.4mm (Mechanical Surface Detection)
- Electronics: DAE4 Sn1373; Calibrated: 2024/12/31
- Phantom: SAM-Twin; Type: QD 000 P40 CD; Serial: 1885
- Measurement SW: DASY52, Version 52.10 (4); SEMCAD X Version 14.6.14 (7501)

5.8G WiFi Left Cheek/Low Channel/Area Scan (51x51x1): Interpolated grid: dx=1.000 mm, dy=1.000 mm
Maximum value of SAR (interpolated) = 0.356 W/kg

5.8G WiFi Left Cheek/Low Channel/Zoom Scan (7x7x7)/Cube 0: Measurement grid: dx=4mm, dy=4mm, dz=2mm
Reference Value = 3.067 V/m; Power Drift = 0.08 dB
Peak SAR (extrapolated) = 0.454 W/kg
SAR(1 g) = 0.118 W/kg; SAR(10 g) = 0.043 W/kg
Smallest distance from peaks to all points 3 dB below = 12.2 mm
Ratio of SAR at M2 to SAR at M1 = 46.1%
Maximum value of SAR (measured) = 0.312 W/kg

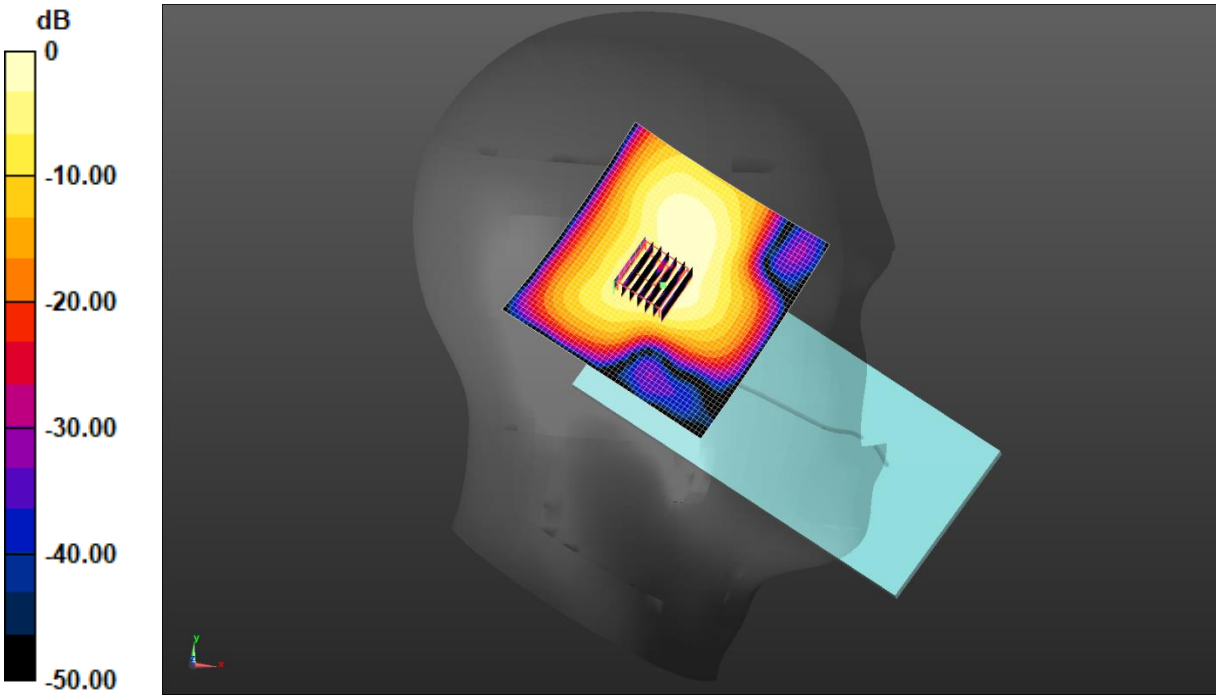

0 dB = 0.356 W/kg = -4.49 dBW/kg

Test Laboratory: JYTSZ Date: 2025/6/11

DUT: Mobile Phone; Type: A673L; Serial: SZR142500110-2

Communication System: UID 0, GPRS(2 Slots) (0); Frequency: 836.6 MHz;Duty Cycle: 1:4.10015
Medium parameters used (interpolated): f = 836.6 MHz; σ = 0.887 S/m; ε_r = 42.271; ρ = 1000 kg/m^3
Phantom section: Flat Section

DASY5 Configuration:

- Probe: EX3DV4 - SN7601; ConvF(10.25, 10.25, 10.25) @ 836.6 MHz; Calibrated: 2025/1/15
- Sensor-Surface: 1.4mm (Mechanical Surface Detection)
- Electronics: DAE4 Sn1373; Calibrated: 2024/12/31
- Phantom: SAM-Twin; Type: QD 000 P40 CD; Serial: 1885
- Measurement SW: DASY52, Version 52.10 (4); SEMCAD X Version 14.6.14 (7501)

GPRS 850 2Slots Body Back/Middle Channel/Area Scan (51x51x1): Interpolated grid: dx=1.500 mm, dy=1.500 mm
Maximum value of SAR (interpolated) = 0.478 W/kg

GPRS 850 2Slots Body Back/Middle Channel/Zoom Scan (5x5x7)/Cube 0:
Measurement grid: dx=8mm, dy=8mm, dz=5mm
Reference Value = 16.09 V/m; Power Drift = -0.06 dB
Peak SAR (extrapolated) = 0.507 W/kg
SAR(1 g) = 0.263 W/kg; SAR(10 g) = 0.158 W/kg
Smallest distance from peaks to all points 3 dB below = 11.3 mm
Ratio of SAR at M2 to SAR at M1 = 52.9%
Maximum value of SAR (measured) = 0.377 W/kg

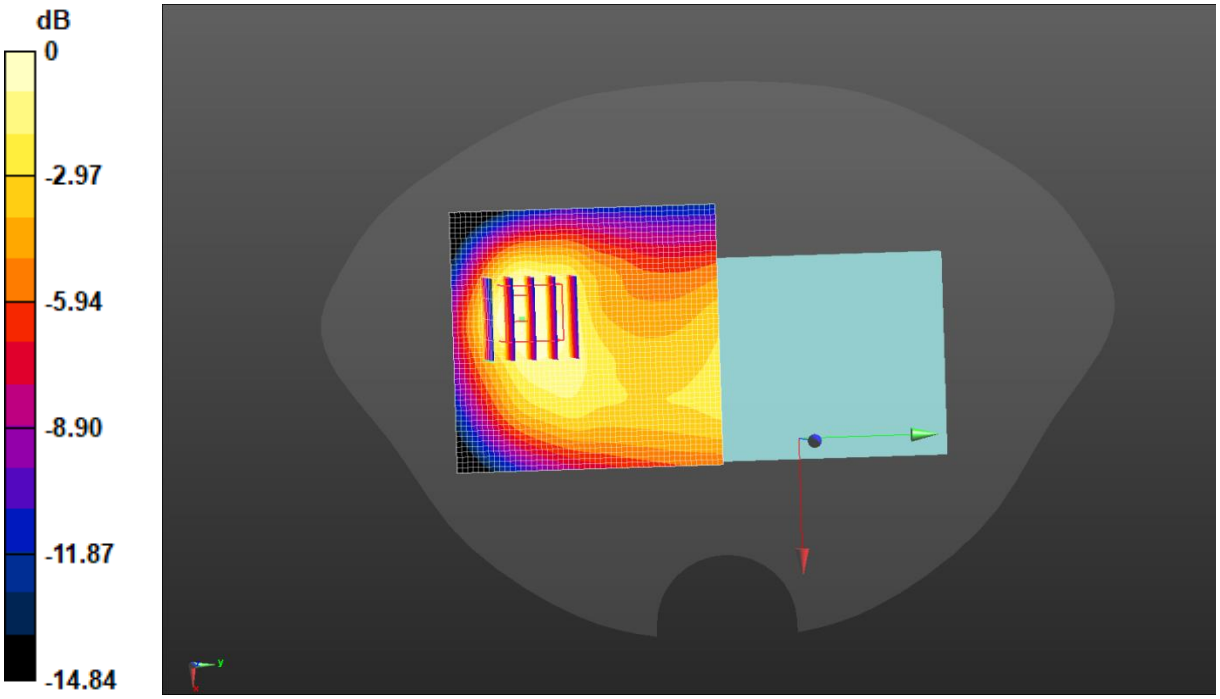

0 dB = 0.377 W/kg = -4.24 dBW/kg

Test Laboratory: JYTSZ Date: 2025/6/12

DUT: Mobile Phone; Type: A673L; Serial: SZR142500110-2

Communication System: UID 0, GPRS(3 Slots) (0); Frequency: 1909.8 MHz;Duty Cycle: 1:2.77971
Medium parameters used: f = 1910 MHz; σ = 1.401 S/m; ε_r = 40.506; ρ = 1000 kg/m^3
Phantom section: Flat Section

DASY5 Configuration:

- Probe: EX3DV4 - SN7601; ConvF(8.42, 8.42, 8.42) @ 1909.8 MHz; Calibrated: 2025/1/15
- Sensor-Surface: 1.4mm (Mechanical Surface Detection)
- Electronics: DAE4 Sn1373; Calibrated: 2024/12/31
- Phantom: SAM-Twin; Type: QD 000 P40 CD; Serial: 1885
- Measurement SW: DASY52, Version 52.10 (4); SEMCAD X Version 14.6.14 (7501)

GPRS 1900 3Slots Body Back/High Channel/Area Scan (51x51x1): Interpolated grid: dx=1.500 mm, dy=1.500 mm
Maximum value of SAR (interpolated) = 1.19 W/kg

GPRS 1900 3Slots Body Back/High Channel/Zoom Scan (5x5x7)/Cube 0:
Measurement grid: dx=8mm, dy=8mm, dz=5mm
Reference Value = 8.768 V/m; Power Drift = 0.07 dB
Peak SAR (extrapolated) = 2.10 W/kg
SAR(1 g) = 1.1 W/kg; SAR(10 g) = 0.546 W/kg
Smallest distance from peaks to all points 3 dB below = 7.2 mm
Ratio of SAR at M2 to SAR at M1 = 57.4%
Maximum value of SAR (measured) = 1.63 W/kg

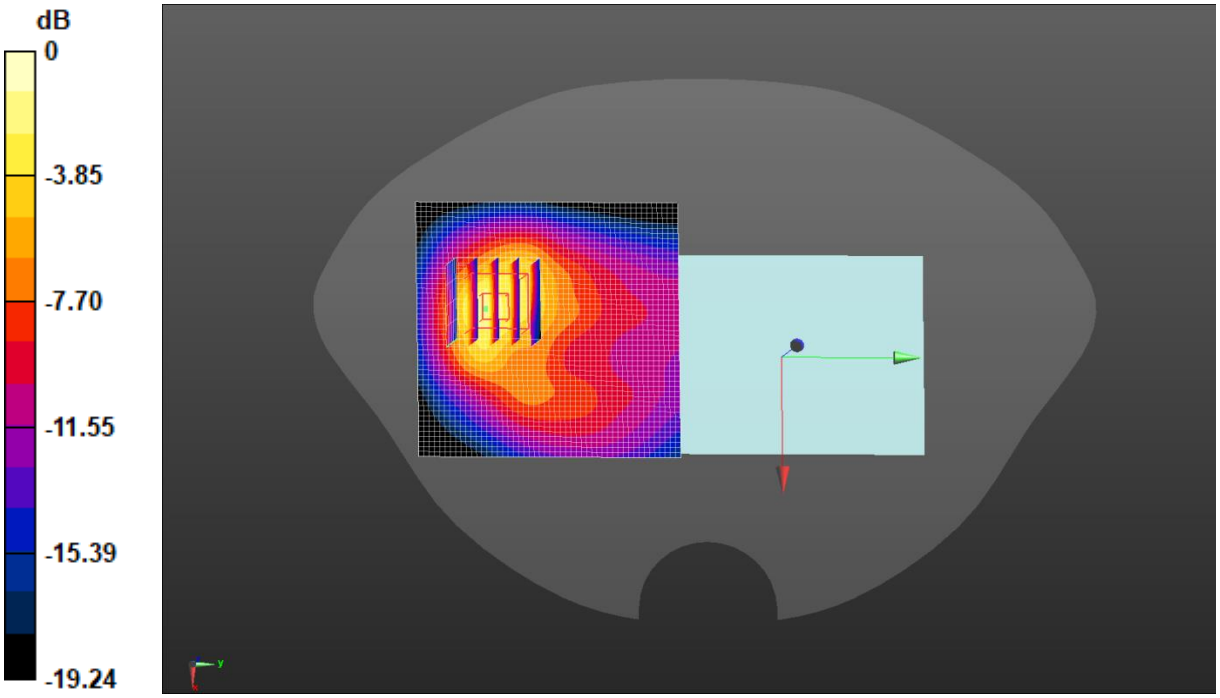

0 dB = 1.63 W/kg = 2.12 dBW/kg

Test Laboratory: JYTSZ Date: 2025/6/12

DUT: Mobile Phone; Type: A673L; Serial: SZR142500110-2

Communication System: UID 0, UMTS-FDD(WCDMA) (0); Frequency: 1880 MHz;Duty Cycle: 1:1
Medium parameters used: f = 1880 MHz; σ = 1.382 S/m; ε_r = 40.548; ρ = 1000 kg/m^3
Phantom section: Flat Section

DASY5 Configuration:

- Probe: EX3DV4 - SN7601; ConvF(8.42, 8.42, 8.42) @ 1880 MHz; Calibrated: 2025/1/15
- Sensor-Surface: 1.4mm (Mechanical Surface Detection)
- Electronics: DAE4 Sn1373; Calibrated: 2024/12/31
- Phantom: SAM-Twin; Type: QD 000 P40 CD; Serial: 1885
- Measurement SW: DASY52, Version 52.10 (4); SEMCAD X Version 14.6.14 (7501)

WCDMA 1900 Body Back/Middle Channel/Area Scan (51x51x1): Interpolated grid: dx=1.500 mm, dy=1.500 mm
Maximum value of SAR (interpolated) = 0.811 W/kg

WCDMA 1900 Body Back/Middle Channel/Zoom Scan (5x5x7)/Cube 0:
Measurement grid: dx=8mm, dy=8mm, dz=5mm
Reference Value = 9.763 V/m; Power Drift = 0.03 dB
Peak SAR (extrapolated) = 0.984 W/kg
SAR(1 g) = 0.543 W/kg; SAR(10 g) = 0.282 W/kg
Smallest distance from peaks to all points 3 dB below = 19.8 mm
Ratio of SAR at M2 to SAR at M1 = 60.7%
Maximum value of SAR (measured) = 0.818 W/kg

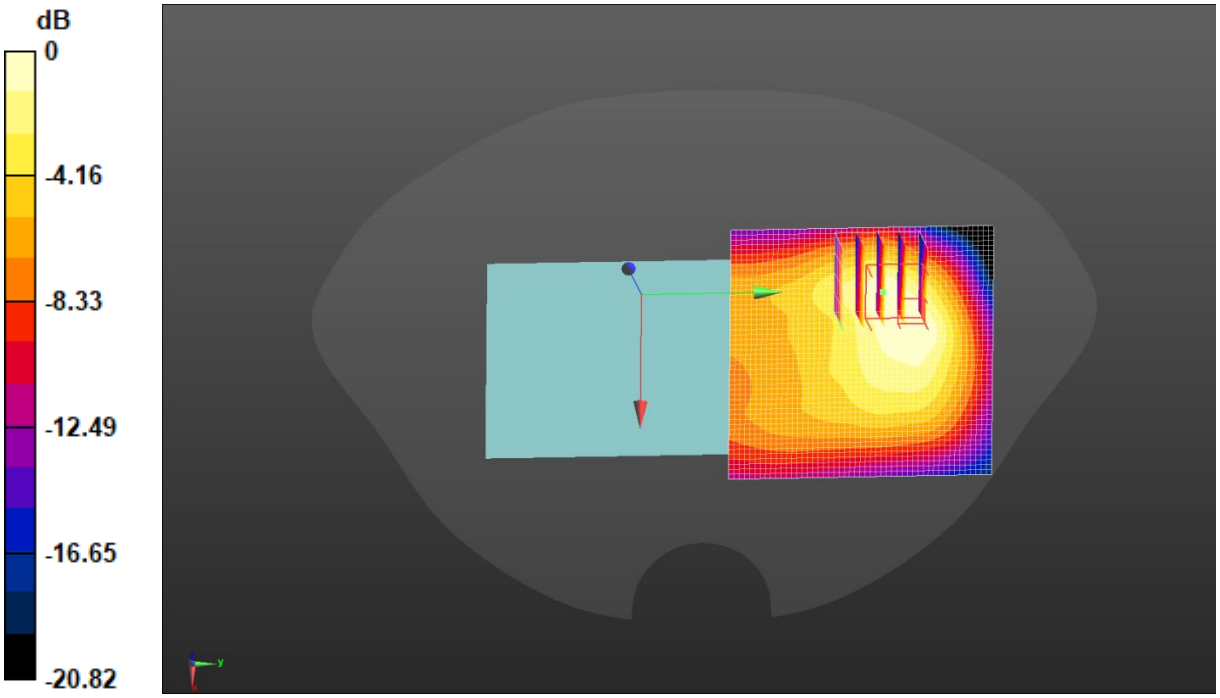

0 dB = 0.818 W/kg = -0.87 dBW/kg

Test Laboratory: JYTSZ Date: 2025/6/13

DUT: Mobile Phone; Type: A673L; Serial: SZR142500110-2

Communication System: UID 0, UMTS-FDD(WCDMA) (0); Frequency: 1732.6 MHz;Duty Cycle: 1:1
Medium parameters used (interpolated): f = 1732.6 MHz; σ = 1.349 S/m; ε_r = 40.762; ρ = 1000 kg/m^3
Phantom section: Flat Section

DASY5 Configuration:

- Probe: EX3DV4 - SN7601; ConvF(8.77, 8.77, 8.77) @ 1732.6 MHz; Calibrated: 2025/1/15
- Sensor-Surface: 1.4mm (Mechanical Surface Detection)
- Electronics: DAE4 Sn1373; Calibrated: 2024/12/31
- Phantom: SAM-Twin; Type: QD 000 P40 CD; Serial: 1885
- Measurement SW: DASY52, Version 52.10 (4); SEMCAD X Version 14.6.14 (7501)

WCDMA 1700 Body Back/Middle Channel/Area Scan (51x51x1): Interpolated grid: dx=1.500 mm, dy=1.500 mm
Maximum value of SAR (interpolated) = 0.448 W/kg

WCDMA 1700 Body Back/Middle Channel/Zoom Scan (5x5x7)/Cube 0:
Measurement grid: dx=8mm, dy=8mm, dz=5mm
Reference Value = 6.737 V/m; Power Drift = 0.03 dB
Peak SAR (extrapolated) = 0.563 W/kg
SAR(1 g) = 0.306 W/kg; SAR(10 g) = 0.164 W/kg
Smallest distance from peaks to all points 3 dB below = 9.6 mm
Ratio of SAR at M2 to SAR at M1 = 57.3%
Maximum value of SAR (measured) = 0.439 W/kg

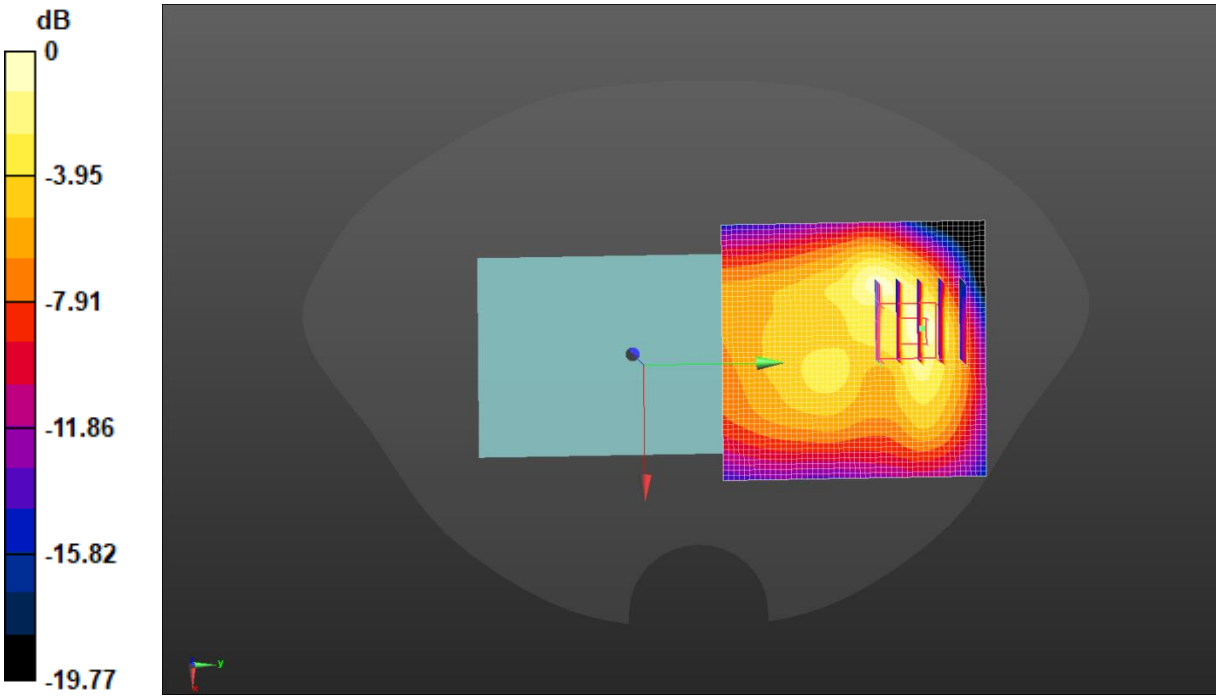

0 dB = 0.439 W/kg = -3.58 dBW/kg

Test Laboratory: JYTSZ Date: 2025/6/11

DUT: Mobile Phone; Type: A673L; Serial: SZR142500110-2

Communication System: UID 0, UMTS-FDD(WCDMA) (0); Frequency: 836.6 MHz;Duty Cycle: 1:1
Medium parameters used (interpolated): f = 836.6 MHz; σ = 0.887 S/m; ε_r = 42.271; ρ = 1000 kg/m^3
Phantom section: Flat Section

DASY5 Configuration:

- Probe: EX3DV4 - SN7601; ConvF(10.25, 10.25, 10.25) @ 836.6 MHz; Calibrated: 2025/1/15
- Sensor-Surface: 1.4mm (Mechanical Surface Detection)
- Electronics: DAE4 Sn1373; Calibrated: 2024/12/31
- Phantom: SAM-Twin; Type: QD 000 P40 CD; Serial: 1885
- Measurement SW: DASY52, Version 52.10 (4); SEMCAD X Version 14.6.14 (7501)

WCDMA 850 Body Back/Middle Channel/Area Scan (51x51x1): Interpolated grid: dx=1.500 mm, dy=1.500 mm
Maximum value of SAR (interpolated) = 0.288 W/kg

WCDMA 850 Body Back/Middle Channel/Zoom Scan (5x5x7)/Cube 0:
Measurement grid: dx=8mm, dy=8mm, dz=5mm
Reference Value = 10.76 V/m; Power Drift = 0.01 dB
Peak SAR (extrapolated) = 0.345 W/kg
SAR(1 g) = 0.187 W/kg; SAR(10 g) = 0.112 W/kg
Smallest distance from peaks to all points 3 dB below = 15.8 mm
Ratio of SAR at M2 to SAR at M1 = 54.9%
Maximum value of SAR (measured) = 0.279 W/kg

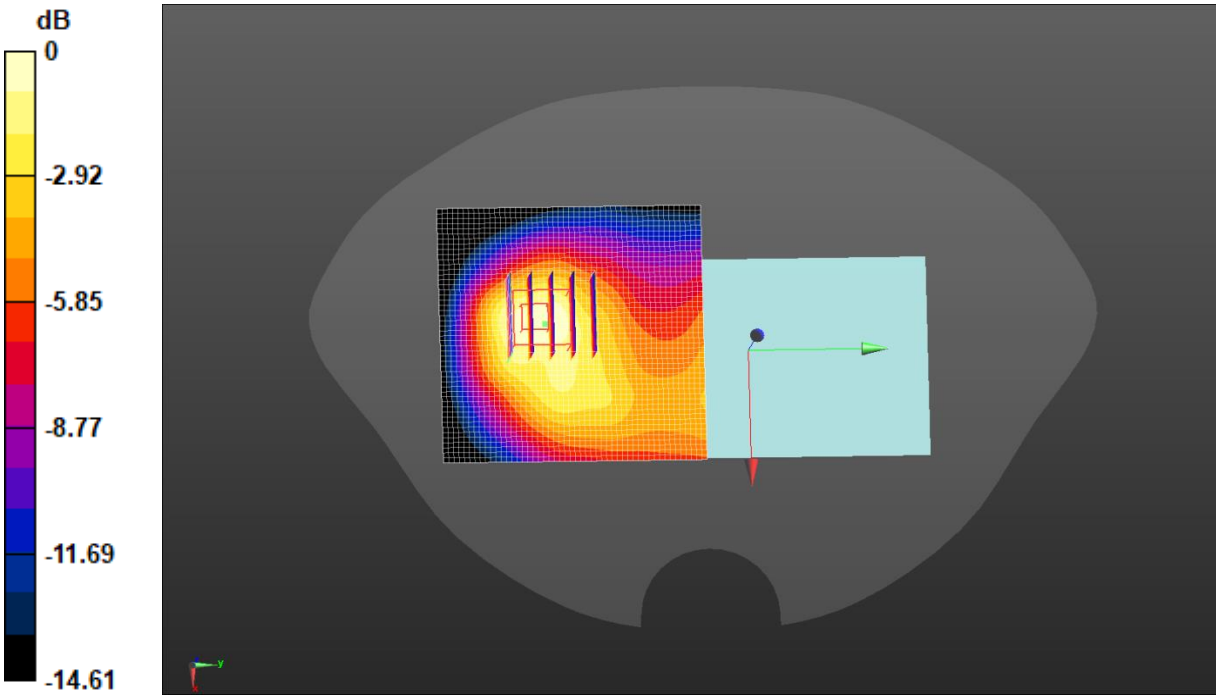

0 dB = 0.279 W/kg = -5.54 dBW/kg

Test Laboratory: JYTSZ Date: 2025/6/12

DUT: Mobile Phone; Type: A673L; Serial: SZR142500110-2

Communication System: UID 0, LTE-FDD(USA) 1RB QPSK (0); Frequency: 1900 MHz;Duty Cycle: 1:1
Medium parameters used: f = 1900 MHz; σ = 1.394 S/m; ε_r = 40.52; ρ = 1000 kg/m^3
Phantom section: Flat Section

DASY5 Configuration:

- Probe: EX3DV4 - SN7601; ConvF(8.42, 8.42, 8.42) @ 1900 MHz; Calibrated: 2025/1/15
- Sensor-Surface: 1.4mm (Mechanical Surface Detection)
- Electronics: DAE4 Sn1373; Calibrated: 2024/12/31
- Phantom: SAM-Twin; Type: QD 000 P40 CD; Serial: 1885
- Measurement SW: DASY52, Version 52.10 (4); SEMCAD X Version 14.6.14 (7501)

LTE Band 2 1RB(20MHz) Body Back/High Channel/Area Scan (51x51x1):

Interpolated grid: dx=1.500 mm, dy=1.500 mm
Maximum value of SAR (interpolated) = 0.925 W/kg

LTE Band 2 1RB(20MHz) Body Back/High Channel/Zoom Scan (5x5x7)/Cube 0:

Measurement grid: dx=8mm, dy=8mm, dz=5mm
Reference Value = 11.40 V/m; Power Drift = -0.15 dB
Peak SAR (extrapolated) = 1.15 W/kg
SAR(1 g) = 0.665 W/kg; SAR(10 g) = 0.382 W/kg
Smallest distance from peaks to all points 3 dB below = 16 mm
Ratio of SAR at M2 to SAR at M1 = 58.5%
Maximum value of SAR (measured) = 0.961 W/kg

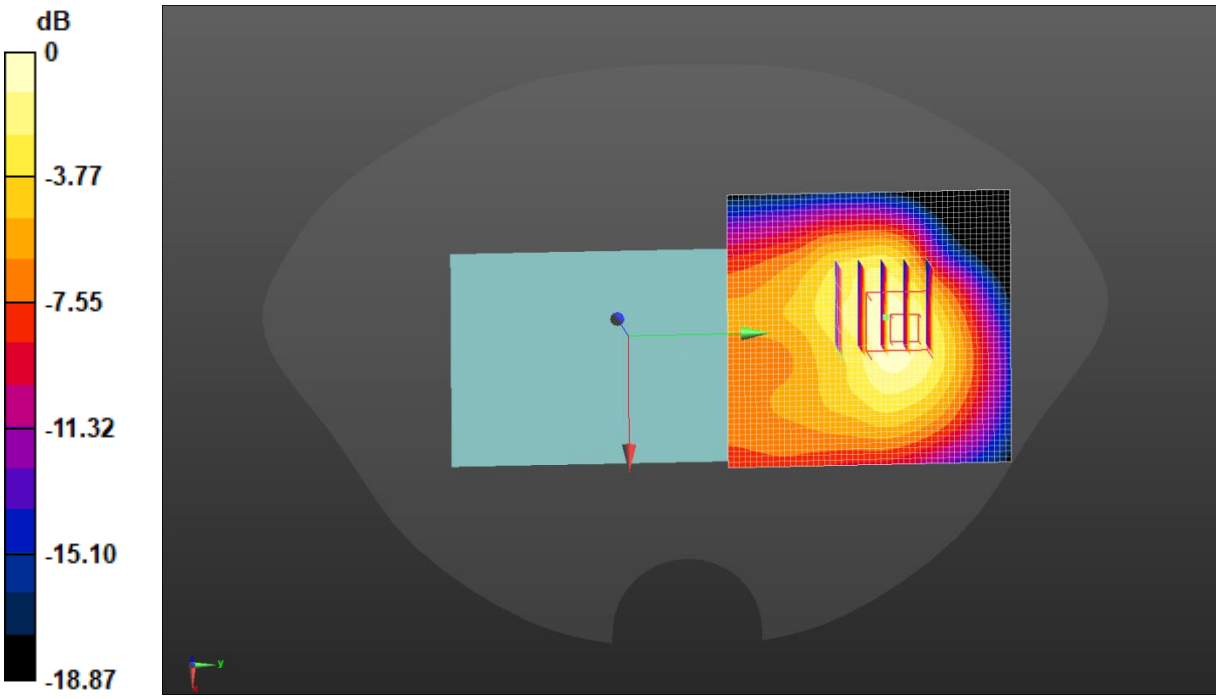

0 dB = 0.961 W/kg = -0.17 dBW/kg

Test Laboratory: JYTSZ Date: 2025/6/13

DUT: Mobile Phone; Type: A673L; Serial: SZR142500110-2

Communication System: UID 0, LTE-FDD(USA) 1RB QPSK (0); Frequency: 1745 MHz;Duty Cycle: 1:1
Medium parameters used (interpolated): f = 1745 MHz; σ = 1.356 S/m; ε_r = 40.739; ρ = 1000 kg/m^3
Phantom section: Flat Section

DASY5 Configuration:

- Probe: EX3DV4 - SN7601; ConvF(8.77, 8.77, 8.77) @ 1745 MHz; Calibrated: 2025/1/15
- Sensor-Surface: 1.4mm (Mechanical Surface Detection)
- Electronics: DAE4 Sn1373; Calibrated: 2024/12/31
- Phantom: SAM-Twin; Type: QD 000 P40 CD; Serial: 1885
- Measurement SW: DASY52, Version 52.10 (4); SEMCAD X Version 14.6.14 (7501)

LTE Band 4 1RB(20MHz) Body Back/High Channel/Area Scan (51x51x1):

Interpolated grid: dx=1.500 mm, dy=1.500 mm
Maximum value of SAR (interpolated) = 0.365 W/kg

LTE Band 4 1RB(20MHz) Body Back/High Channel/Zoom Scan (5x5x7)/Cube 0:

Measurement grid: dx=8mm, dy=8mm, dz=5mm
Reference Value = 6.806 V/m; Power Drift = 0.10 dB
Peak SAR (extrapolated) = 0.607 W/kg
SAR(1 g) = 0.331 W/kg; SAR(10 g) = 0.171 W/kg
Smallest distance from peaks to all points 3 dB below = 8 mm
Ratio of SAR at M2 to SAR at M1 = 54%
Maximum value of SAR (measured) = 0.497 W/kg

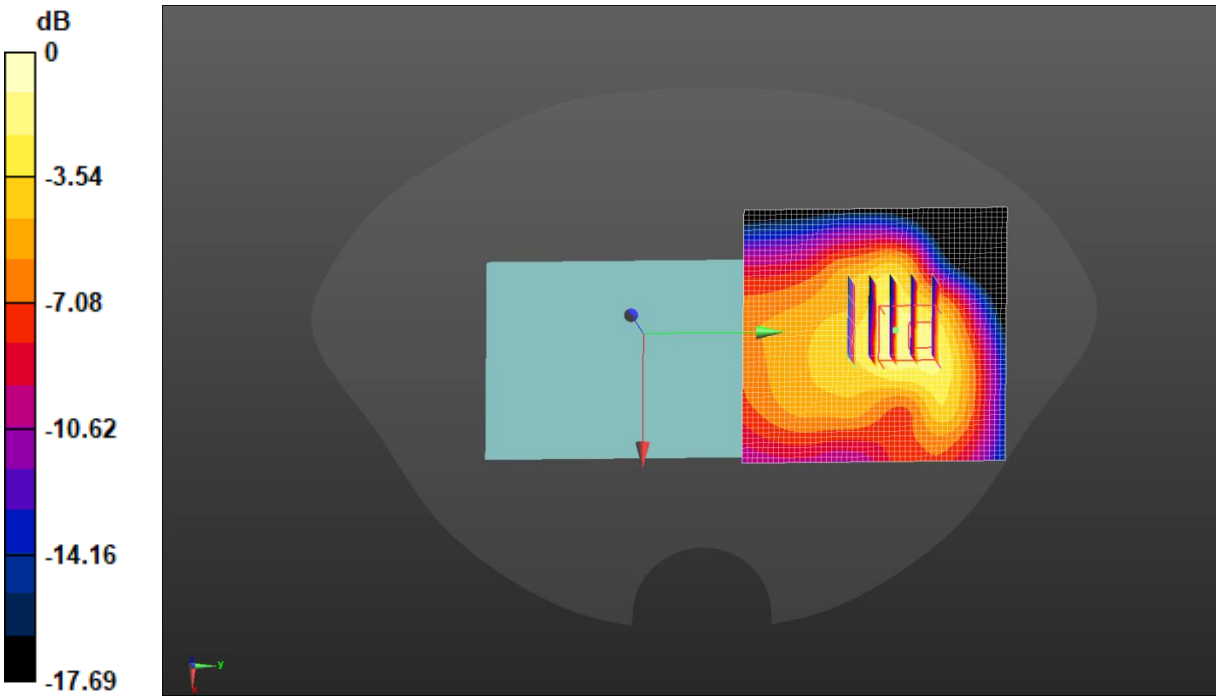

0 dB = 0.497 W/kg = -3.04 dBW/kg

Test Laboratory: JYTSZ Date: 2025/6/11

DUT: Mobile Phone; Type: A673L; Serial: SZR142500110-2

Communication System: UID 0, LTE-FDD(USA) 1RB QPSK (0); Frequency: 836.5 MHz;Duty Cycle: 1:1
Medium parameters used (interpolated): f = 836.5 MHz; σ = 0.887 S/m; ε_r = 42.271; ρ = 1000 kg/m^3
Phantom section: Flat Section

DASY5 Configuration:

- Probe: EX3DV4 - SN7601; ConvF(10.25, 10.25, 10.25) @ 836.5 MHz; Calibrated: 2025/1/15
- Sensor-Surface: 1.4mm (Mechanical Surface Detection)
- Electronics: DAE4 Sn1373; Calibrated: 2024/12/31
- Phantom: SAM-Twin; Type: QD 000 P40 CD; Serial: 1885
- Measurement SW: DASY52, Version 52.10 (4); SEMCAD X Version 14.6.14 (7501)

LTE Band 5 1RB(10MHz) Body Back/Middle Channel/Area Scan (51x51x1):

Interpolated grid: dx=1.500 mm, dy=1.500 mm
Maximum value of SAR (interpolated) = 0.443 W/kg

LTE Band 5 1RB(10MHz) Body Back/Middle Channel/Zoom Scan (5x5x7)/Cube 0:

Measurement grid: dx=8mm, dy=8mm, dz=5mm
Reference Value = 13.00 V/m; Power Drift = 0.12 dB
Peak SAR (extrapolated) = 0.521 W/kg
SAR(1 g) = 0.271 W/kg; SAR(10 g) = 0.165 W/kg
Smallest distance from peaks to all points 3 dB below = 12.2 mm
Ratio of SAR at M2 to SAR at M1 = 56.1%
Maximum value of SAR (measured) = 0.395 W/kg

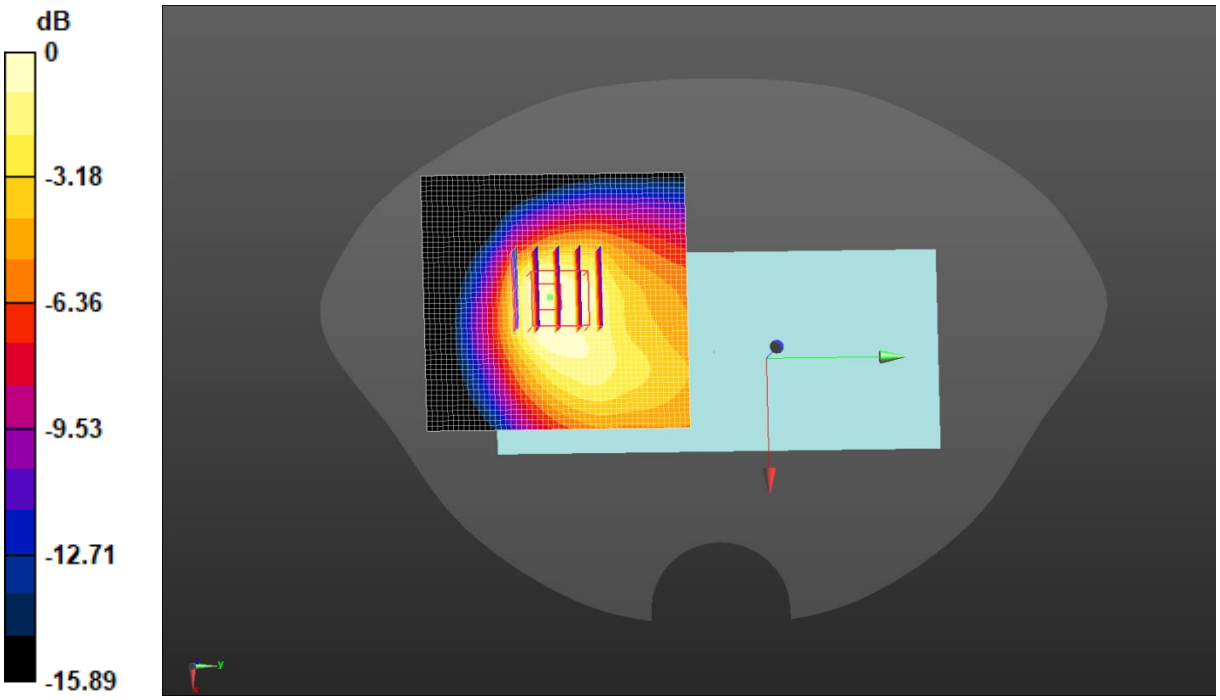

0 dB = 0.395 W/kg = -4.04 dBW/kg

Test Laboratory: JYTSZ Date: 2025/6/15

DUT: Mobile Phone; Type: A673L; Serial: SZR142500110-2

Communication System: UID 0, LTE-FDD(USA) 1RB QPSK (0); Frequency: 2510 MHz;Duty Cycle: 1:1
Medium parameters used: f = 2510 MHz; σ = 1.833 S/m; ε_r = 39.608; ρ = 1000 kg/m^3
Phantom section: Flat Section

DASY5 Configuration:

- Probe: EX3DV4 - SN7601; ConvF(7.84, 7.84, 7.84) @ 2510 MHz; Calibrated: 2025/1/15
- Sensor-Surface: 1.4mm (Mechanical Surface Detection)
- Electronics: DAE4 Sn1373; Calibrated: 2024/12/31
- Phantom: SAM-Twin; Type: QD 000 P40 CD; Serial: 1885
- Measurement SW: DASY52, Version 52.10 (4); SEMCAD X Version 14.6.14 (7501)

LTE Band 7 1RB(20MHz) Body Back/Low Channel/Area Scan (51x51x1):

Interpolated grid: dx=1.200 mm, dy=1.200 mm
Maximum value of SAR (interpolated) = 0.854 W/kg

LTE Band 7 1RB(20MHz) Body Back/Low Channel/Zoom Scan (7x7x7)/Cube 0:

Measurement grid: dx=5mm, dy=5mm, dz=5mm
Reference Value = 4.594 V/m; Power Drift = 0.17 dB
Peak SAR (extrapolated) = 1.08 W/kg
SAR(1 g) = 0.595 W/kg; SAR(10 g) = 0.308 W/kg
Smallest distance from peaks to all points 3 dB below = 10.8 mm
Ratio of SAR at M2 to SAR at M1 = 55.9%
Maximum value of SAR (measured) = 0.901 W/kg



0 dB = 0.901 W/kg = -0.45 dBW/kg

Test Laboratory: JYTSZ Date: 2025/6/14

DUT: Mobile Phone; Type: A673L; Serial: SZR142500110-2

Communication System: UID 0, LTE-FDD(USA) 1RB QPSK (0); Frequency: 711 MHz;Duty Cycle: 1:1
Medium parameters used (interpolated): f = 711 MHz; σ = 0.848 S/m; ε_r = 42.325; ρ = 1000 kg/m^3
Phantom section: Flat Section

DASY5 Configuration:

- Probe: EX3DV4 - SN7601; ConvF(10.65, 10.65, 10.65) @ 711 MHz; Calibrated: 2025/1/15
- Sensor-Surface: 1.4mm (Mechanical Surface Detection)
- Electronics: DAE4 Sn1373; Calibrated: 2024/12/31
- Phantom: SAM-Twin; Type: QD 000 P40 CD; Serial: 1885
- Measurement SW: DASY52, Version 52.10 (4); SEMCAD X Version 14.6.14 (7501)

LTE Band 12 1RB(10MHz) Body Back/High Channel/Area Scan (51x51x1):

Interpolated grid: dx=1.500 mm, dy=1.500 mm
Maximum value of SAR (interpolated) = 0.220 W/kg

LTE Band 12 1RB(10MHz) Body Back/High Channel/Zoom Scan (5x5x7)/Cube 0:

Measurement grid: dx=8mm, dy=8mm, dz=5mm
Reference Value = 16.01 V/m; Power Drift = 0.04 dB
Peak SAR (extrapolated) = 0.255 W/kg
SAR(1 g) = 0.134 W/kg; SAR(10 g) = 0.090 W/kg
Smallest distance from peaks to all points 3 dB below = 14.8 mm
Ratio of SAR at M2 to SAR at M1 = 50.5%
Maximum value of SAR (measured) = 0.194 W/kg

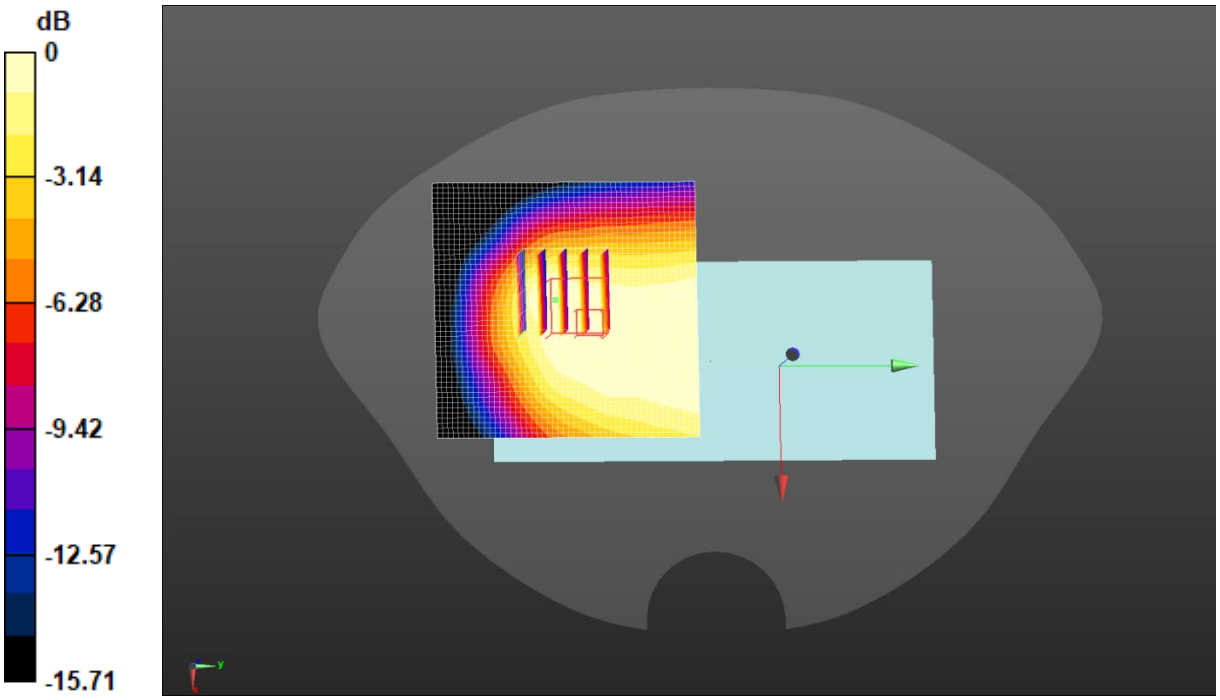

0 dB = 0.194 W/kg = -7.12 dBW/kg

Test Laboratory: JYTSZ Date: 2025/6/14

DUT: Mobile Phone; Type: A673L; Serial: SZR142500110-2

Communication System: UID 0, LTE-FDD (USA) 10MHz 50%RB QPSK (0); Frequency: 709 MHz;Duty Cycle: 1:1
Medium parameters used (interpolated): f = 709 MHz; σ = 0.848 S/m; ε_r = 42.331; ρ = 1000 kg/m^3
Phantom section: Flat Section

DASY5 Configuration:

- Probe: EX3DV4 - SN7601; ConvF(10.65, 10.65, 10.65) @ 709 MHz; Calibrated: 2025/1/15
- Sensor-Surface: 1.4mm (Mechanical Surface Detection)
- Electronics: DAE4 Sn1373; Calibrated: 2024/12/31
- Phantom: SAM-Twin; Type: QD 000 P40 CD; Serial: 1885
- Measurement SW: DASY52, Version 52.10 (4); SEMCAD X Version 14.6.14 (7501)

LTE Band 17 50%RB(10MHz) Body Back/Low Channel/Area Scan (51x81x1):

Interpolated grid: dx=1.500 mm, dy=1.500 mm
Maximum value of SAR (interpolated) = 0.168 W/kg

LTE Band 17 50%RB(10MHz) Body Back/Low Channel/Zoom Scan (5x5x7)/Cube 0:

Measurement grid: dx=8mm, dy=8mm, dz=5mm
Reference Value = 14.07 V/m; Power Drift = -0.01 dB
Peak SAR (extrapolated) = 0.189 W/kg
SAR(1 g) = 0.136 W/kg; SAR(10 g) = 0.104 W/kg
Smallest distance from peaks to all points 3 dB below: Larger than measurement grid (> 16 mm)
Ratio of SAR at M2 to SAR at M1 = 72%
Maximum value of SAR (measured) = 0.168 W/kg

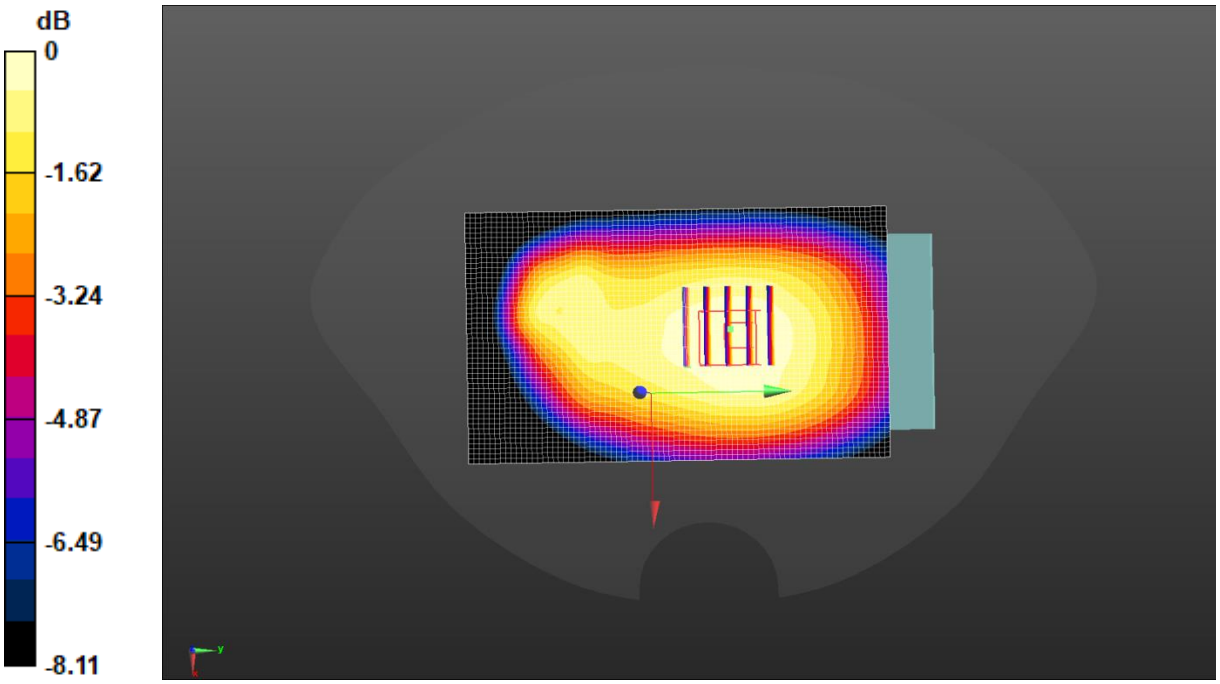

0 dB = 0.168 W/kg = -7.74 dBW/kg

Test Laboratory: JYTSZ Date: 2025/6/11

DUT: Mobile Phone; Type: A673L; Serial: SZR142500110-2

Communication System: UID 0, LTE-FDD(USA) 1RB QPSK (0); Frequency: 831.5 MHz;Duty Cycle: 1:1
Medium parameters used (interpolated): f = 831.5 MHz; σ = 0.885 S/m; ε_r = 42.282; ρ = 1000 kg/m^3
Phantom section: Flat Section

DASY5 Configuration:

- Probe: EX3DV4 - SN7601; ConvF(10.25, 10.25, 10.25) @ 831.5 MHz; Calibrated: 2025/1/15
- Sensor-Surface: 1.4mm (Mechanical Surface Detection)
- Electronics: DAE4 Sn1373; Calibrated: 2024/12/31
- Phantom: SAM-Twin; Type: QD 000 P40 CD; Serial: 1885
- Measurement SW: DASY52, Version 52.10 (4); SEMCAD X Version 14.6.14 (7501)

LTE Band 26 1RB(15MHz) Body Back/Middle Channel/Area Scan (51x51x1):

Interpolated grid: dx=1.500 mm, dy=1.500 mm
Maximum value of SAR (interpolated) = 0.407 W/kg

LTE Band 26 1RB(15MHz) Body Back/Middle Channel/Zoom Scan (5x5x7)/Cube 0:

Measurement grid: dx=8mm, dy=8mm, dz=5mm
Reference Value = 13.00 V/m; Power Drift = 0.01 dB
Peak SAR (extrapolated) = 0.488 W/kg
SAR(1 g) = 0.260 W/kg; SAR(10 g) = 0.157 W/kg
Smallest distance from peaks to all points 3 dB below = 13.6 mm
Ratio of SAR at M2 to SAR at M1 = 53.3%
Maximum value of SAR (measured) = 0.375 W/kg

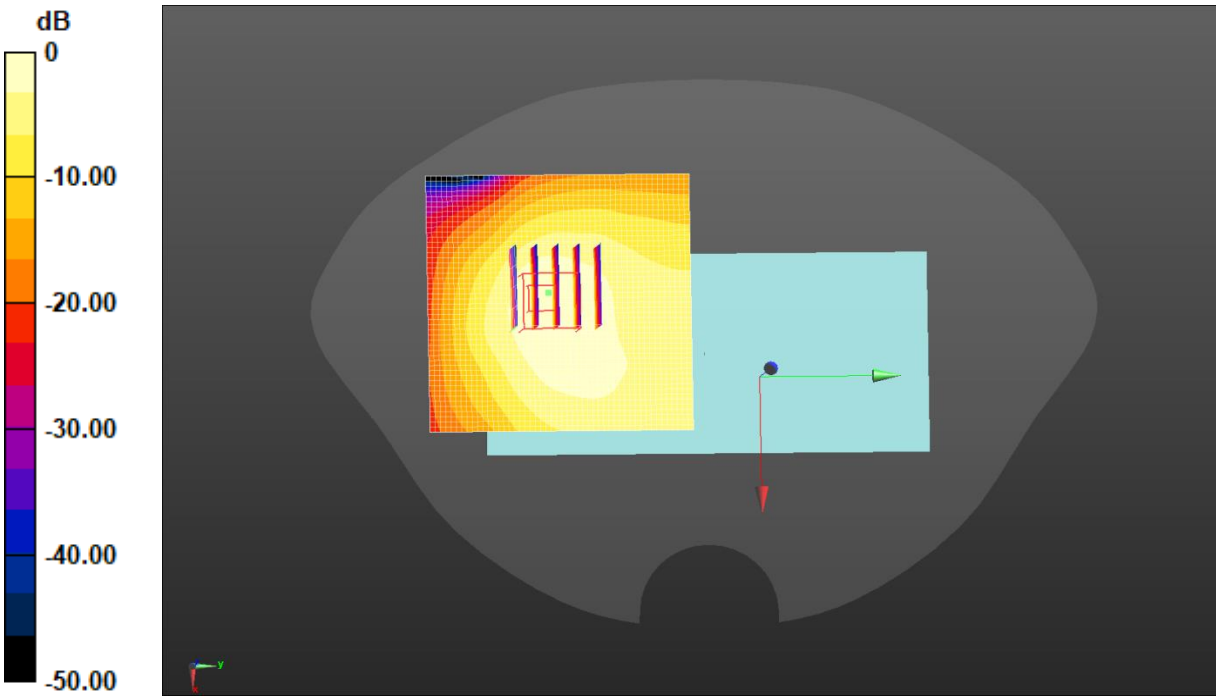

0 dB = 0.407 W/kg = -3.90 dBW/kg

Test Laboratory: JYTSZ Date: 2025/6/15

DUT: Mobile Phone; Type: A673L; Serial: SZR142500110-2

Communication System: UID 0, LTE-TDD(USA) 20MHz 1RB QPSK (0); Frequency: 2580 MHz;Duty Cycle: 1:1.59956
Medium parameters used: f = 2580 MHz; σ = 1.891 S/m; ε_r = 39.486; ρ = 1000 kg/m^3
Phantom section: Flat Section

DASY5 Configuration:

- Probe: EX3DV4 - SN7601; ConvF(7.66, 7.66, 7.66) @ 2580 MHz; Calibrated: 2025/1/15
- Sensor-Surface: 1.4mm (Mechanical Surface Detection)
- Electronics: DAE4 Sn1373; Calibrated: 2024/12/31
- Phantom: SAM-Twin; Type: QD 000 P40 CD; Serial: 1885
- Measurement SW: DASY52, Version 52.10 (4); SEMCAD X Version 14.6.14 (7501)

LTE Band 38 1RB(20MHz) Body Back/Low Channel/Area Scan (51x51x1):

Interpolated grid: dx=1.200 mm, dy=1.200 mm
Maximum value of SAR (interpolated) = 0.688 W/kg

LTE Band 38 1RB(20MHz) Body Back/Low Channel/Zoom Scan (7x7x7)/Cube 0:

Measurement grid: dx=5mm, dy=5mm, dz=5mm
Reference Value = 3.938 V/m; Power Drift = -0.09 dB
Peak SAR (extrapolated) = 1.05 W/kg
SAR(1 g) = 0.485 W/kg; SAR(10 g) = 0.212 W/kg
Smallest distance from peaks to all points 3 dB below = 7.6 mm
Ratio of SAR at M2 to SAR at M1 = 47.7%
Maximum value of SAR (measured) = 0.816 W/kg

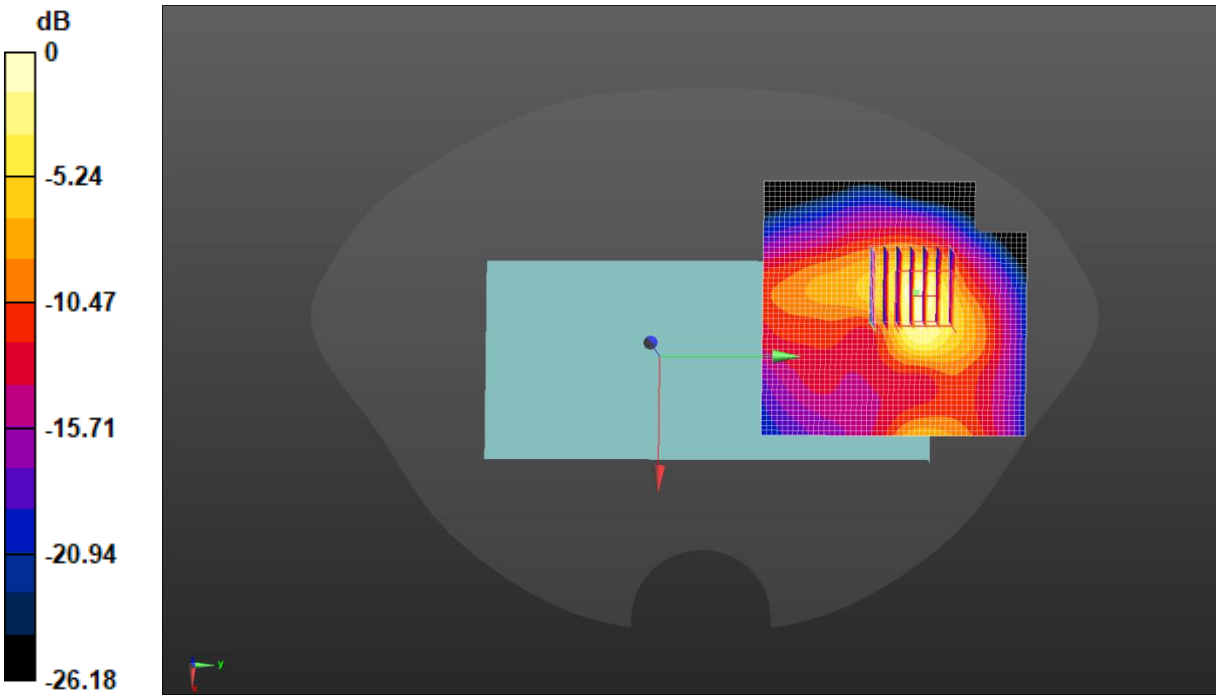

0 dB = 0.816 W/kg = -0.88 dBW/kg

Test Laboratory: JYTSZ Date: 2025/6/15

DUT: Mobile Phone; Type: A673L; Serial: SZR142500110-2

Communication System: UID 0, LTE-TDD(USA) 20MHz 1RB QPSK (0); Frequency: 2545 MHz;Duty Cycle: 1:1.59956
Medium parameters used (interpolated): f = 2545 MHz; σ = 1.862 S/m; ε_r = 39.543; ρ = 1000 kg/m^3
Phantom section: Flat Section

DASY5 Configuration:

- Probe: EX3DV4 - SN7601; ConvF(7.84, 7.84, 7.84) @ 2545 MHz; Calibrated: 2025/1/15
- Sensor-Surface: 1.4mm (Mechanical Surface Detection)
- Electronics: DAE4 Sn1373; Calibrated: 2024/12/31
- Phantom: SAM-Twin; Type: QD 000 P40 CD; Serial: 1885
- Measurement SW: DASY52, Version 52.10 (4); SEMCAD X Version 14.6.14 (7501)

LTE Band 41 1RB(20MHz) Body Back/Low Channel/Area Scan (51x51x1):

Interpolated grid: dx=1.200 mm, dy=1.200 mm
Maximum value of SAR (interpolated) = 0.952 W/kg

LTE Band 41 1RB(20MHz) Body Back/Low Channel/Zoom Scan (7x7x7)/Cube 0:

Measurement grid: dx=5mm, dy=5mm, dz=5mm
Reference Value = 4.828 V/m; Power Drift = 0.06 dB
Peak SAR (extrapolated) = 1.18 W/kg
SAR(1 g) = 0.529 W/kg; SAR(10 g) = 0.237 W/kg
Smallest distance from peaks to all points 3 dB below = 8.9 mm
Ratio of SAR at M2 to SAR at M1 = 46.2%
Maximum value of SAR (measured) = 0.924 W/kg

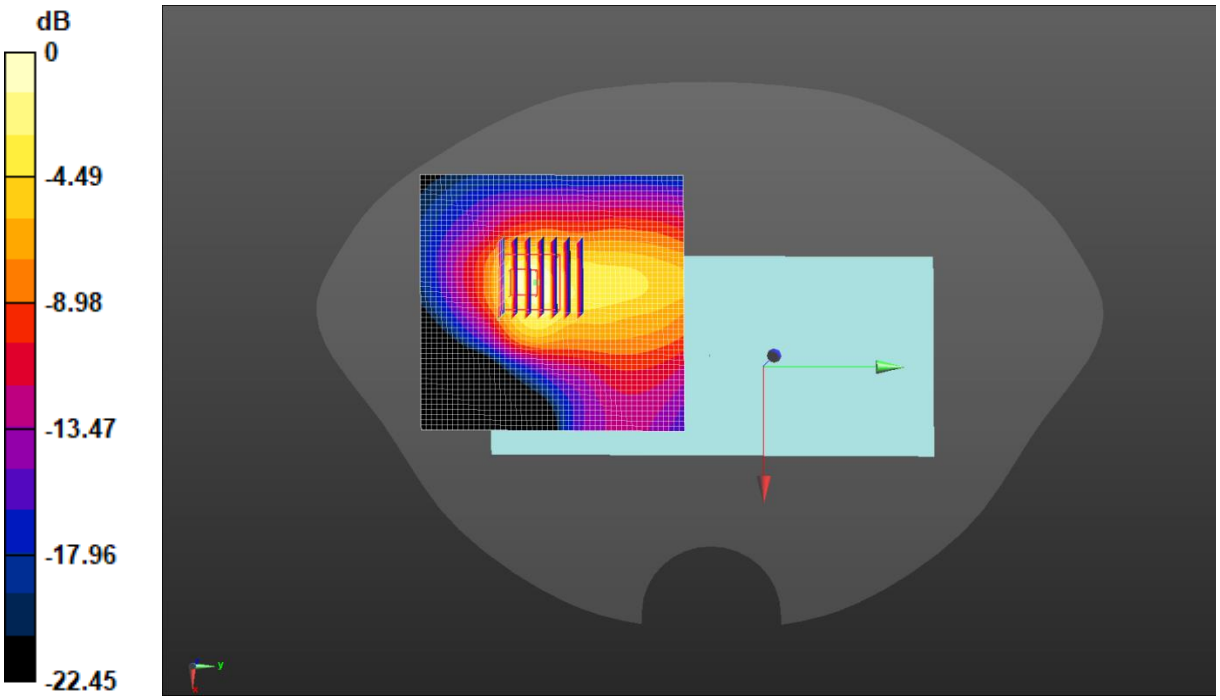

0 dB = 0.924 W/kg = −0.34 dBW/kg

Test Laboratory: JYTSZ Date: 2025/6/13

DUT: Mobile Phone; Type: A673L; Serial: SZR142500110-2

Communication System: UID 0, LTE-FDD(USA) 1RB QPSK (0); Frequency: 1745 MHz;Duty Cycle: 1:1
Medium parameters used (interpolated): f = 1745 MHz; σ = 1.356 S/m; ε_r = 40.739; ρ = 1000 kg/m^3
Phantom section: Flat Section

DASY5 Configuration:

- Probe: EX3DV4 - SN7601; ConvF(8.77, 8.77, 8.77) @ 1745 MHz; Calibrated: 2025/1/15
- Sensor-Surface: 1.4mm (Mechanical Surface Detection)
- Electronics: DAE4 Sn1373; Calibrated: 2024/12/31
- Phantom: SAM-Twin; Type: QD 000 P40 CD; Serial: 1885
- Measurement SW: DASY52, Version 52.10 (4); SEMCAD X Version 14.6.14 (7501)

LTE Band 66 1RB(20MHz) Body Back/Middle Channel/Area Scan (51x51x1):

Interpolated grid: dx=1.500 mm, dy=1.500 mm
Maximum value of SAR (interpolated) = 0.488 W/kg

LTE Band 66 1RB(20MHz) Body Back/Middle Channel/Zoom Scan (5x5x7)/Cube 0:

Measurement grid: dx=8mm, dy=8mm, dz=5mm
Reference Value = 6.597 V/m; Power Drift = 0.10 dB
Peak SAR (extrapolated) = 0.593 W/kg
SAR(1 g) = 0.331 W/kg; SAR(10 g) = 0.182 W/kg
Smallest distance from peaks to all points 3 dB below = 9.7 mm
Ratio of SAR at M2 to SAR at M1 = 57.6%
Maximum value of SAR (measured) = 0.485 W/kg

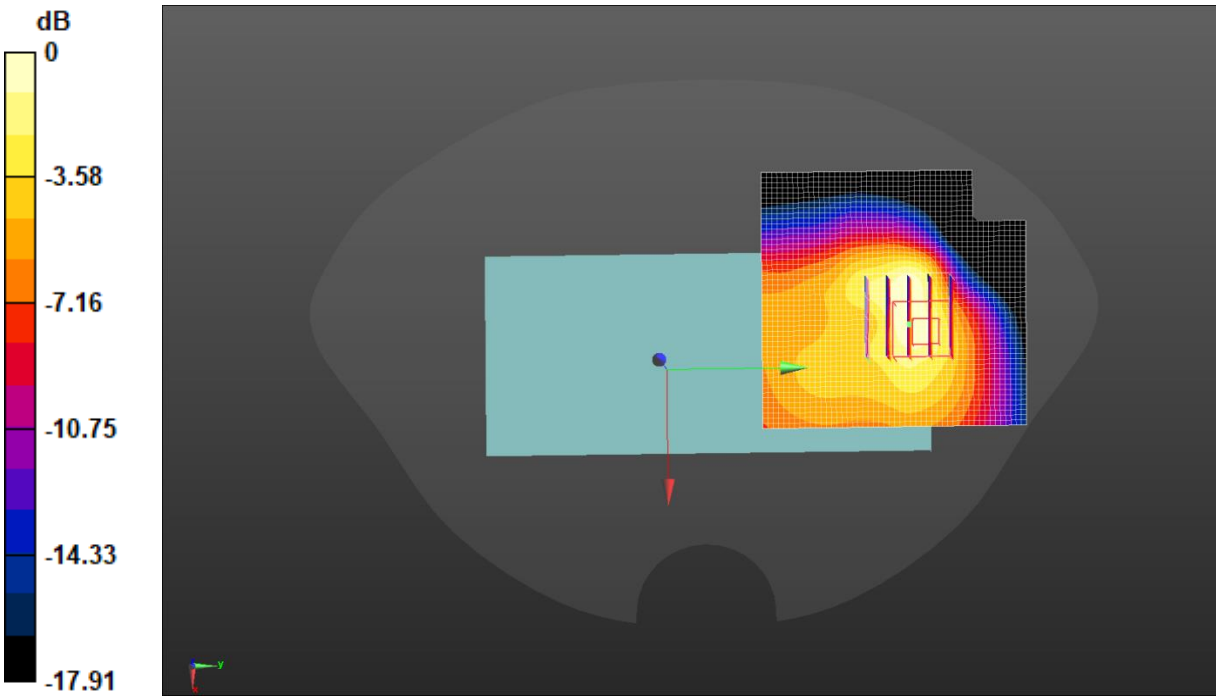

0 dB = 0.485 W/kg = -3.14 dBW/kg

Test Laboratory: JYTSZ Date: 2025/6/16

DUT: Mobile Phone; Type: A673L; Serial: SZR142500110-2

Communication System: UID 0, IEEE 802.11b WiFi 2.4 GHz (DSSS, 1 Mbps) (0);
Frequency: 2437 MHz;Duty Cycle: 1:1
Medium parameters used (interpolated): f = 2437 MHz; σ = 1.773 S/m; ε_r = 39.746; ρ = 1000 kg/m^3
Phantom section: Flat Section

DASY5 Configuration:

- Probe: EX3DV4 - SN7601; ConvF(7.84, 7.84, 7.84) @ 2437 MHz; Calibrated: 2025/1/15
- Sensor-Surface: 1.4mm (Mechanical Surface Detection)
- Electronics: DAE4 Sn1373; Calibrated: 2024/12/31
- Phantom: SAM-Twin; Type: QD 000 P40 CD; Serial: 1885
- Measurement SW: DASY52, Version 52.10 (4); SEMCAD X Version 14.6.14 (7501)

2.4G WiFi Body Back/Middle Channel/Area Scan (51x51x1): Interpolated grid: dx=1.200 mm, dy=1.200 mm
Maximum value of SAR (interpolated) = 0.250 W/kg

2.4G WiFi Body Back/Middle Channel/Zoom Scan (7x7x7)/Cube 0:
Measurement grid: dx=5mm, dy=5mm, dz=5mm
Reference Value = 2.860 V/m; Power Drift = 0.04 dB
Peak SAR (extrapolated) = 0.318 W/kg
SAR(1 g) = 0.142 W/kg; SAR(10 g) = 0.071 W/kg
Smallest distance from peaks to all points 3 dB below = 12.7 mm
Ratio of SAR at M2 to SAR at M1 = 42.6%
Maximum value of SAR (measured) = 0.243 W/kg

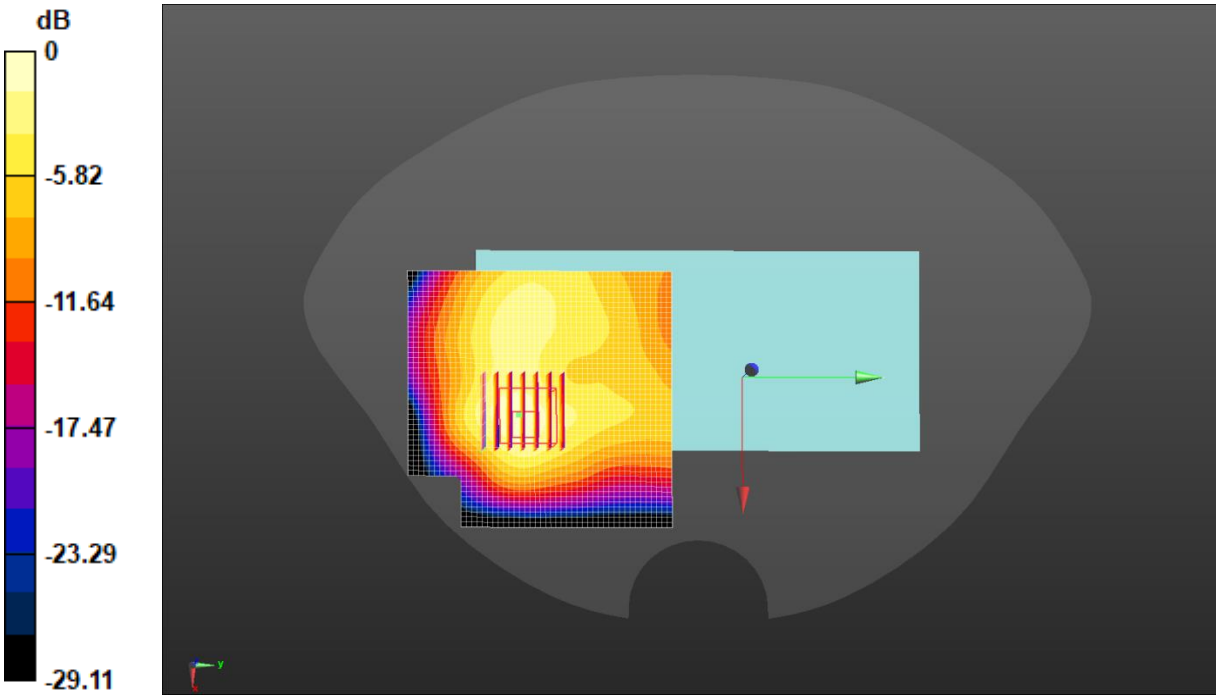

0 dB = 0.243 W/kg = -6.14 dBW/kg

Test Laboratory: JYTSZ Date: 2025/6/26

DUT: Mobile Phone; Type: A673L; Serial: SZR142500110-2

Communication System: UID 0, IEEE 802.11a WiFi 5GHz (0); Frequency: 5240 MHz;Duty Cycle: 1:1
Medium parameters used: f = 5240 MHz; σ = 4.616 S/m; ε_r = 36.969; ρ = 1000 kg/m^3
Phantom section: Flat Section

DASY5 Configuration:

- Probe: EX3DV4 - SN7601; ConvF(5.52, 5.52, 5.52) @ 5240 MHz; Calibrated: 2025/1/15
- Sensor-Surface: 1.4mm (Mechanical Surface Detection)
- Electronics: DAE4 Sn1373; Calibrated: 2024/12/31
- Phantom: SAM-Twin; Type: QD 000 P40 CD; Serial: 1885
- Measurement SW: DASY52, Version 52.10 (4); SEMCAD X Version 14.6.14 (7501)

5.2G WiFi Body Back/High Channel/Area Scan (51x51x1): Interpolated grid: dx=1.000 mm, dy=1.000 mm
Maximum value of SAR (interpolated) = 0.550 W/kg

5.2G WiFi Body Back/High Channel/Zoom Scan (7x7x7)/Cube 0: Measurement grid: dx=4mm, dy=4mm, dz=2mm
Reference Value = 0 V/m; Power Drift = 0.00 dB
Peak SAR (extrapolated) = 0.929 W/kg
SAR(1 g) = 0.265 W/kg; SAR(10 g) = 0.080 W/kg
Smallest distance from peaks to all points 3 dB below = 7.2 mm
Ratio of SAR at M2 to SAR at M1 = 45.5%
Maximum value of SAR (measured) = 0.577 W/kg

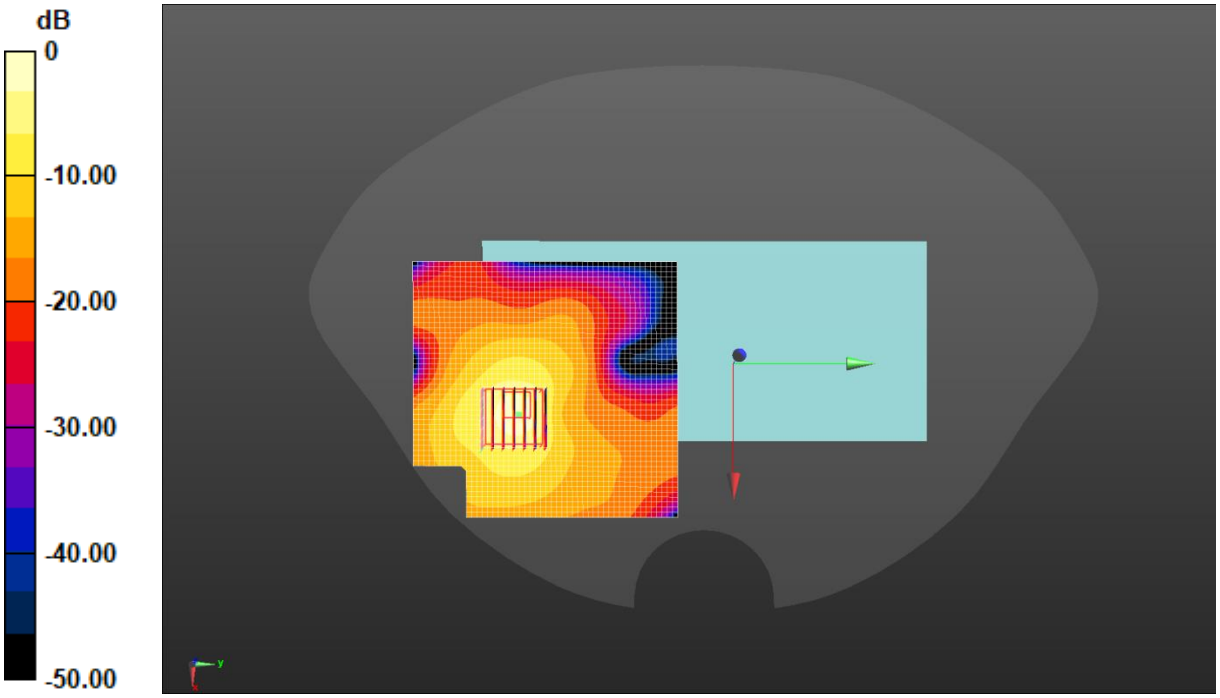

0 dB = 0.550 W/kg = -2.59 dBW/kg

Test Laboratory: JYTSZ Date: 2025/6/26

DUT: Mobile Phone; Type: A673L; Serial: SZR142500110-2

Communication System: UID 0, IEEE 802.11a WiFi 5GHz (0); Frequency: 5320 MHz;Duty Cycle: 1:1
Medium parameters used: f = 5320 MHz; σ = 4.701 S/m; ε_r = 36.844; ρ = 1000 kg/m^3
Phantom section: Flat Section

DASY5 Configuration:

- Probe: EX3DV4 - SN7601; ConvF(5.52, 5.52, 5.52) @ 5320 MHz; Calibrated: 2025/1/15
- Sensor-Surface: 1.4mm (Mechanical Surface Detection)
- Electronics: DAE4 Sn1373; Calibrated: 2024/12/31
- Phantom: SAM-Twin; Type: QD 000 P40 CD; Serial: 1885
- Measurement SW: DASY52, Version 52.10 (4); SEMCAD X Version 14.6.14 (7501)

5.3G WiFi Body Back/High Channel/Area Scan (51x51x1): Interpolated grid: dx=1.000 mm, dy=1.000 mm
Maximum value of SAR (interpolated) = 0.559 W/kg

5.3G WiFi Body Back/High Channel/Zoom Scan (7x7x7)/Cube 0: Measurement grid: dx=4mm, dy=4mm, dz=2mm
Reference Value = 0.6410 V/m; Power Drift = -0.03 dB
Peak SAR (extrapolated) = 1.01 W/kg
SAR(1 g) = 0.283 W/kg; SAR(10 g) = 0.085 W/kg
Smallest distance from peaks to all points 3 dB below = 7.5 mm
Ratio of SAR at M2 to SAR at M1 = 44.6%
Maximum value of SAR (measured) = 0.626 W/kg

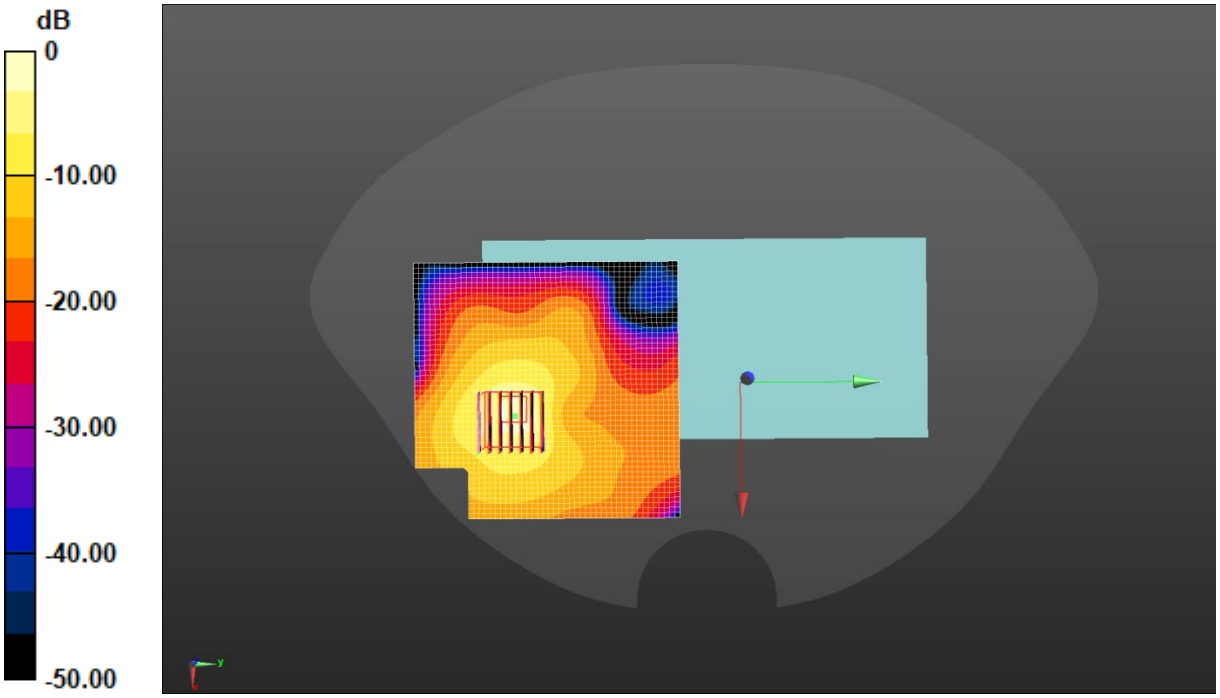

0 dB = 0.626 W/kg = -2.03 dBW/kg

Test Laboratory: JYTSZ Date: 2025/6/27

DUT: Mobile Phone; Type: A673L; Serial: SZR142500110-2

Communication System: UID 0, IEEE 802.11a WiFi 5GHz (0); Frequency: 5600 MHz;Duty Cycle: 1:1
Medium parameters used: f = 5600 MHz; σ = 5.001 S/m; ε_r = 37.112; ρ = 1000 kg/m^3
Phantom section: Flat Section

DASY5 Configuration:

- Probe: EX3DV4 - SN7601; ConvF(4.95, 4.95, 4.95) @ 5600 MHz; Calibrated: 2025/1/15
- Sensor-Surface: 1.4mm (Mechanical Surface Detection)
- Electronics: DAE4 Sn1373; Calibrated: 2024/12/31
- Phantom: SAM-Twin; Type: QD 000 P40 CD; Serial: 1885
- Measurement SW: DASY52, Version 52.10 (4); SEMCAD X Version 14.6.14 (7501)

5.6G WiFi Body Back/Middle Channel/Area Scan (51x51x1): Interpolated grid: dx=1.000 mm, dy=1.000 mm
Maximum value of SAR (interpolated) = 0.575 W/kg

5.6G WiFi Body Back/Middle Channel/Zoom Scan (7x7x7)/Cube 0:
Measurement grid: dx=4mm, dy=4mm, dz=2mm
Reference Value = 0.4250 V/m; Power Drift = 0.00 dB
Peak SAR (extrapolated) = 1.10 W/kg
SAR(1 g) = 0.278 W/kg; SAR(10 g) = 0.077 W/kg
Smallest distance from peaks to all points 3 dB below = 7.2 mm
Ratio of SAR at M2 to SAR at M1 = 41.7%
Maximum value of SAR (measured) = 0.656 W/kg

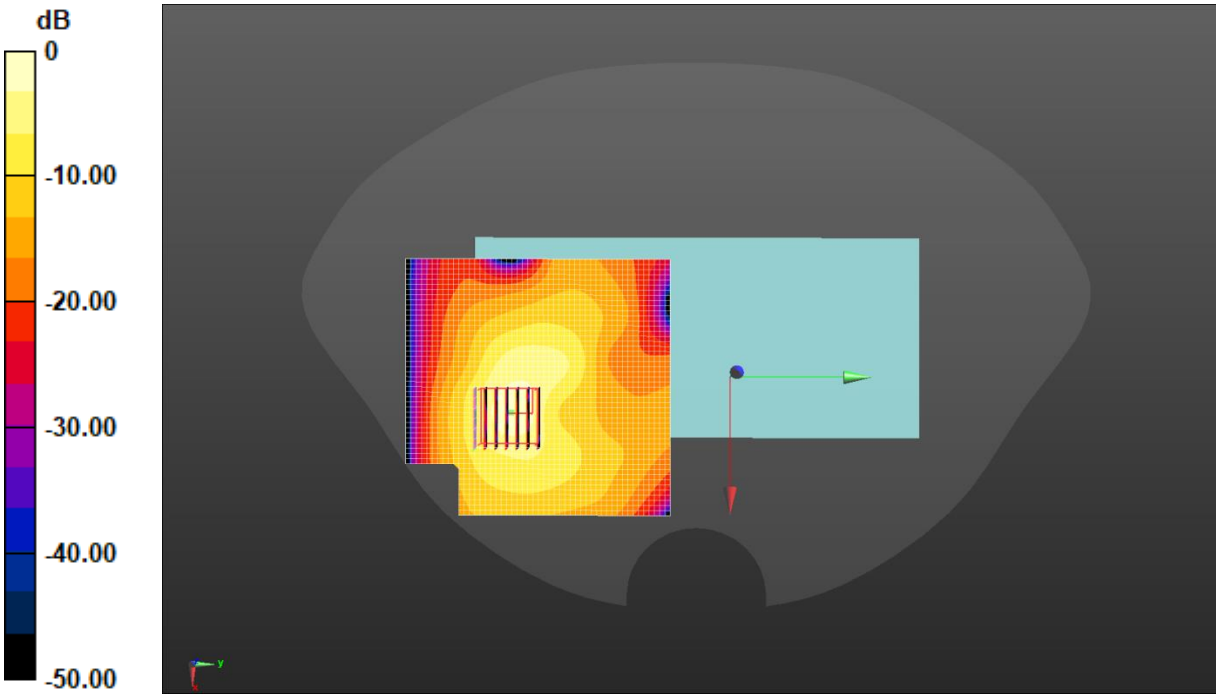

0 dB = 0.575 W/kg = -2.40 dBW/kg

Test Laboratory: JYTSZ Date: 2025/6/27

DUT: Mobile Phone; Type: A673L; Serial: SZR142500110-2

Communication System: UID 0, IEEE 802.11a WiFi 5GHz (0); Frequency: 5745 MHz;Duty Cycle: 1:1
Medium parameters used (interpolated): f = 5745 MHz; σ = 5.157 S/m; ε_r = 36.855; ρ = 1000 kg/m^3
Phantom section: Flat Section

DASY5 Configuration:

- Probe: EX3DV4 - SN7601; ConvF(5.07, 5.07, 5.07) @ 5745 MHz; Calibrated: 2025/1/15
- Sensor-Surface: 1.4mm (Mechanical Surface Detection)
- Electronics: DAE4 Sn1373; Calibrated: 2024/12/31
- Phantom: SAM-Twin; Type: QD 000 P40 CD; Serial: 1885
- Measurement SW: DASY52, Version 52.10 (4); SEMCAD X Version 14.6.14 (7501)

5.8G WiFi Body Back/Low Channel/Area Scan (51x51x1): Interpolated grid: dx=1.000 mm, dy=1.000 mm
Maximum value of SAR (interpolated) = 0.624 W/kg

5.8G WiFi Body Back/Low Channel/Zoom Scan (7x7x7)/Cube 0: Measurement grid: dx=4mm, dy=4mm, dz=2mm
Reference Value = 0.4170 V/m; Power Drift = 0.00 dB
Peak SAR (extrapolated) = 1.06 W/kg
SAR(1 g) = 0.271 W/kg; SAR(10 g) = 0.081 W/kg
Smallest distance from peaks to all points 3 dB below = 7.9 mm
Ratio of SAR at M2 to SAR at M1 = 49.9%
Maximum value of SAR (measured) = 0.658 W/kg

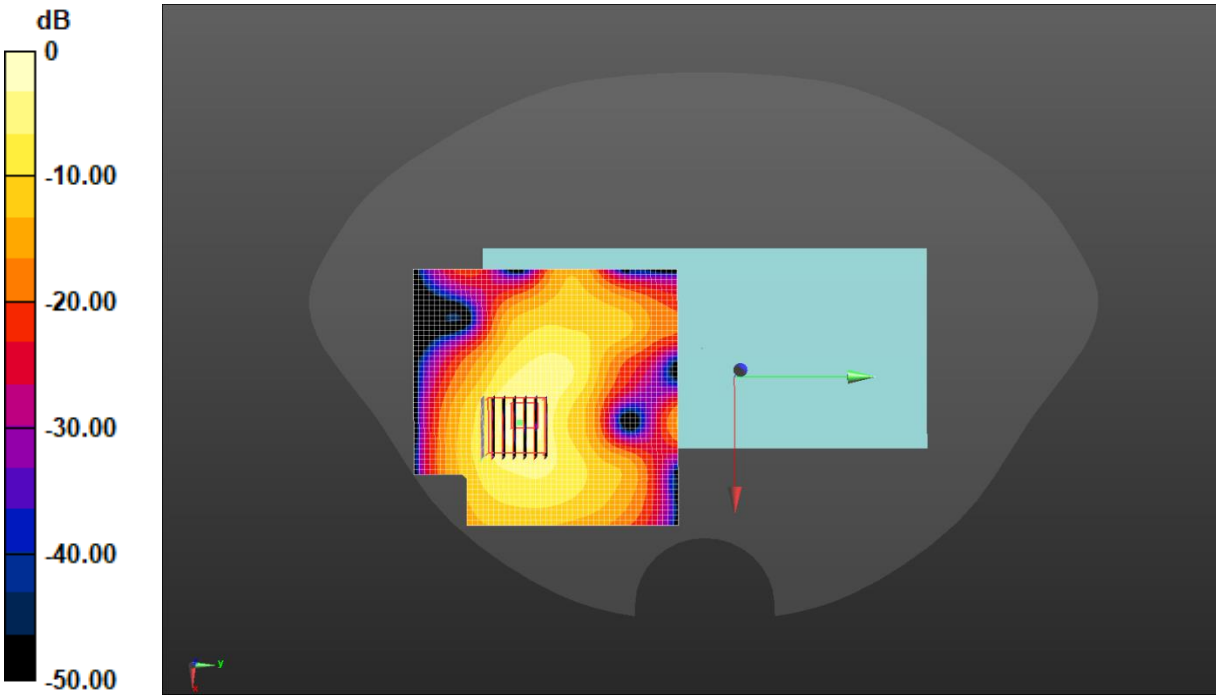

0 dB = 0.624 W/kg = -2.04 dBW/kg

Test Laboratory: JYTSZ Date: 2025/6/12

DUT: Mobile Phone; Type: A673L; Serial: SZR142500110-2

Communication System: UID 0, GPRS(3 Slots) (0); Frequency: 1909.8 MHz;Duty Cycle: 1:2.77971
Medium parameters used: f = 1910 MHz; σ = 1.401 S/m; ε_r = 40.506; ρ = 1000 kg/m^3
Phantom section: Flat Section

DASY5 Configuration:

- Probe: EX3DV4 - SN7601; ConvF(8.42, 8.42, 8.42) @ 1909.8 MHz; Calibrated: 2025/1/15
- Sensor-Surface: 1.4mm (Mechanical Surface Detection)
- Electronics: DAE4 Sn1373; Calibrated: 2024/12/31
- Phantom: SAM-Twin; Type: QD 000 P40 CD; Serial: 1885
- Measurement SW: DASY52, Version 52.10 (4); SEMCAD X Version 14.6.14 (7501)

GPRS 1900 3Slots Body Top/High Channel/Area Scan (41x61x1): Interpolated grid: dx=1.500 mm, dy=1.500 mm
Maximum value of SAR (interpolated) = 1.70 W/kg

GPRS 1900 3Slots Body Top/High Channel/Zoom Scan (5x5x7)/Cube 0:
Measurement grid: dx=8mm, dy=8mm, dz=5mm
Reference Value = 32.64 V/m; Power Drift = -0.11 dB
Peak SAR (extrapolated) = 2.19 W/kg
SAR(1 g) = 1.12 W/kg; SAR(10 g) = 0.568 W/kg
Smallest distance from peaks to all points 3 dB below = 8 mm
Ratio of SAR at M2 to SAR at M1 = 55.3%
Maximum value of SAR (measured) = 1.76 W/kg

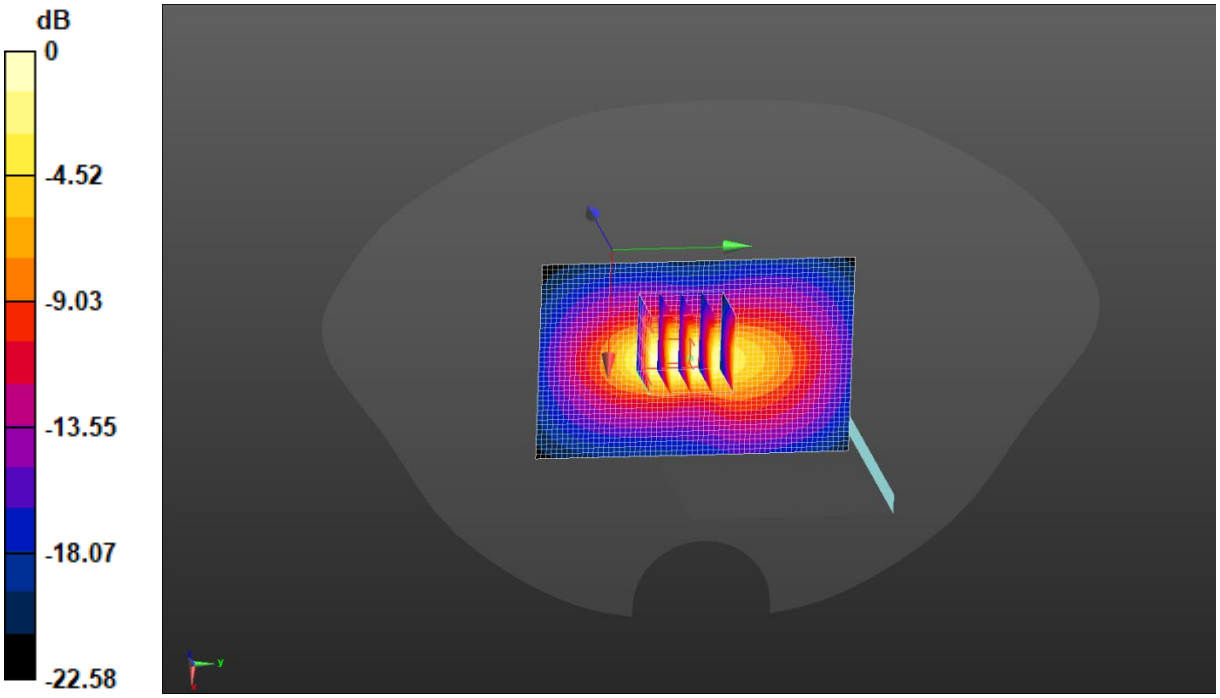

0 dB = 1.70 W/kg = 2.30 dBW/kg

Test Laboratory: JYTSZ Date: 2025/6/13

DUT: Mobile Phone; Type: A673L; Serial: SZR142500110-2

Communication System: UID 0, UMTS-FDD(WCDMA) (0); Frequency: 1732.6 MHz;Duty Cycle: 1:1
Medium parameters used (interpolated): f = 1732.6 MHz; σ = 1.349 S/m; ε_r = 40.762; ρ = 1000 kg/m^3
Phantom section: Flat Section

DASY5 Configuration:

- Probe: EX3DV4 - SN7601; ConvF(8.77, 8.77, 8.77) @ 1732.6 MHz; Calibrated: 2025/1/15
- Sensor-Surface: 1.4mm (Mechanical Surface Detection)
- Electronics: DAE4 Sn1373; Calibrated: 2024/12/31
- Phantom: SAM-Twin; Type: QD 000 P40 CD; Serial: 1885
- Measurement SW: DASY52, Version 52.10 (4); SEMCAD X Version 14.6.14 (7501)

WCDMA 1700 Body Bottom/Middle Channel/Area Scan (41x61x1): Interpolated grid: dx=1.500 mm, dy=1.500 mm
Maximum value of SAR (interpolated) = 0.460 W/kg

WCDMA 1700 Body Bottom/Middle Channel/Zoom Scan (5x5x7)/Cube 0:
Measurement grid: dx=8mm, dy=8mm, dz=5mm
Reference Value = 17.77 V/m; Power Drift = -0.08 dB
Peak SAR (extrapolated) = 0.543 W/kg
SAR(1 g) = 0.315 W/kg; SAR(10 g) = 0.181 W/kg
Smallest distance from peaks to all points 3 dB below = 12.8 mm
Ratio of SAR at M2 to SAR at M1 = 58.9%
Maximum value of SAR (measured) = 0.447 W/kg



0 dB = 0.460 W/kg = −3.38 dBW/kg

Test Laboratory: JYTSZ Date: 2025/6/13

DUT: Mobile Phone; Type: A673L; Serial: SZR142500110-2

Communication System: UID 0, LTE-FDD(USA) 1RB QPSK (0); Frequency: 1745 MHz;Duty Cycle: 1:1
Medium parameters used (interpolated): f = 1745 MHz; σ = 1.356 S/m; ε_r = 40.739; ρ = 1000 kg/m^3
Phantom section: Flat Section

DASY5 Configuration:

- Probe: EX3DV4 - SN7601; ConvF(8.77, 8.77, 8.77) @ 1745 MHz; Calibrated: 2025/1/15
- Sensor-Surface: 1.4mm (Mechanical Surface Detection)
- Electronics: DAE4 Sn1373; Calibrated: 2024/12/31
- Phantom: SAM-Twin; Type: QD 000 P40 CD; Serial: 1885
- Measurement SW: DASY52, Version 52.10 (4); SEMCAD X Version 14.6.14 (7501)

LTE Band 4 1RB(20MHz) Body Bottom/High Channel/Area Scan (41x61x1):

Interpolated grid: dx=1.500 mm, dy=1.500 mm
Maximum value of SAR (interpolated) = 0.563 W/kg

LTE Band 4 1RB(20MHz) Body Bottom/High Channel/Zoom Scan (5x5x7)/Cube 0:

Measurement grid: dx=8mm, dy=8mm, dz=5mm
Reference Value = 19.19 V/m; Power Drift = 0.00 dB
Peak SAR (extrapolated) = 0.661 W/kg
SAR(1 g) = 0.376 W/kg; SAR(10 g) = 0.211 W/kg
Smallest distance from peaks to all points 3 dB below = 11.2 mm
Ratio of SAR at M2 to SAR at M1 = 58.3%
Maximum value of SAR (measured) = 0.533 W/kg

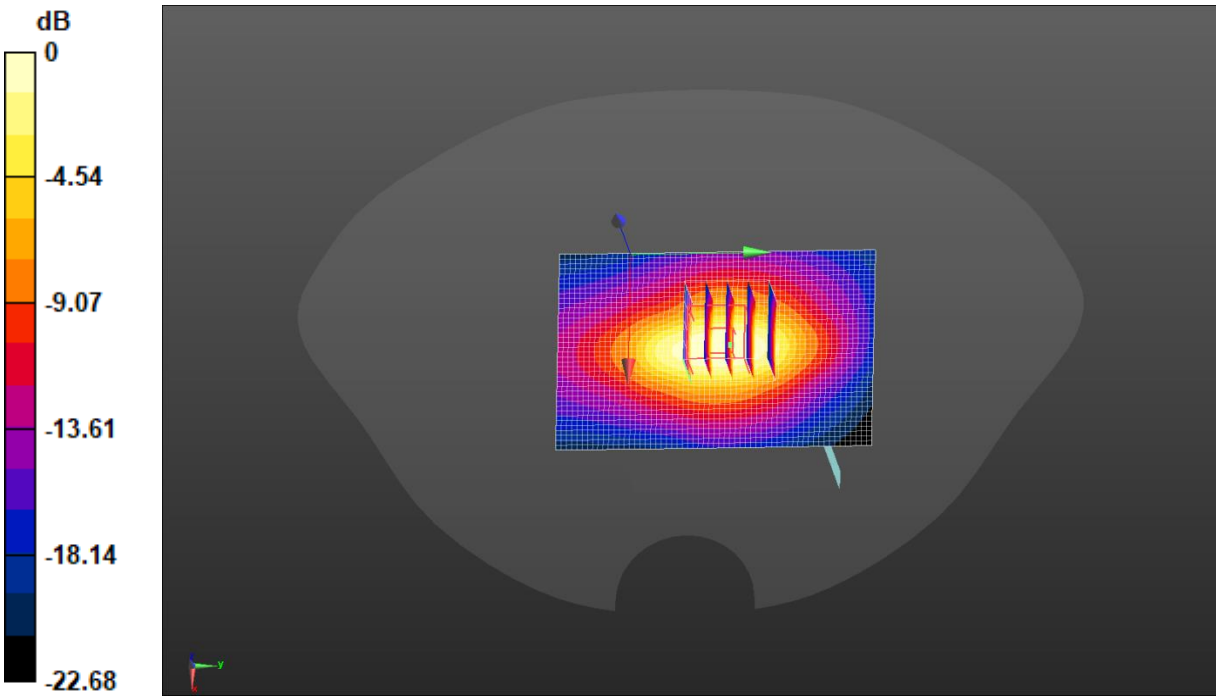

0 dB = 0.563 W/kg = -2.49 dBW/kg

Test Laboratory: JYTSZ Date: 2025/6/14

DUT: Mobile Phone; Type: A673L; Serial: SZR142500110-2

Communication System: UID 0, LTE-FDD(USA) 1RB QPSK (0); Frequency: 711 MHz;Duty Cycle: 1:1
Medium parameters used (interpolated): f = 711 MHz; σ = 0.848 S/m; ε_r = 42.325; ρ = 1000 kg/m^3
Phantom section: Flat Section

DASY5 Configuration:

- Probe: EX3DV4 - SN7601; ConvF(10.65, 10.65, 10.65) @ 711 MHz; Calibrated: 2025/1/15
- Sensor-Surface: 1.4mm (Mechanical Surface Detection)
- Electronics: DAE4 Sn1373; Calibrated: 2024/12/31
- Phantom: SAM-Twin; Type: QD 000 P40 CD; Serial: 1885
- Measurement SW: DASY52, Version 52.10 (4); SEMCAD X Version 14.6.14 (7501)

LTE Band 12 1RB(10MHz) Body Left/High Channel/Area Scan (41x61x1):

Interpolated grid: dx=1.500 mm, dy=1.500 mm
Maximum value of SAR (interpolated) = 0.227 W/kg

LTE Band 12 1RB(10MHz) Body Left/High Channel/Zoom Scan (5x5x7)/Cube 0:

Measurement grid: dx=8mm, dy=8mm, dz=5mm
Reference Value = 16.40 V/m; Power Drift = -0.02 dB
Peak SAR (extrapolated) = 0.271 W/kg
SAR(1 g) = 0.173 W/kg; SAR(10 g) = 0.119 W/kg
Smallest distance from peaks to all points 3 dB below: Larger than measurement grid (> 16 mm)
Ratio of SAR at M2 to SAR at M1 = 64.6%
Maximum value of SAR (measured) = 0.231 W/kg

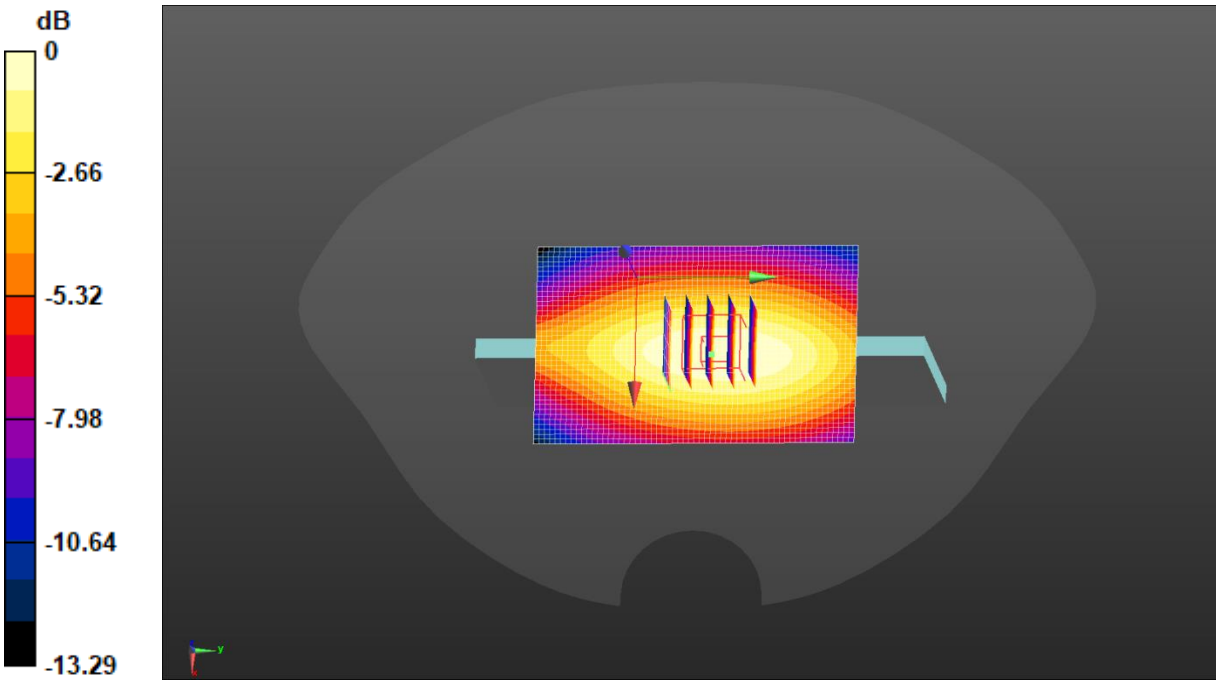

0 dB = 0.227 W/kg = -6.43 dBW/kg

Test Laboratory: JYTSZ Date: 2025/6/14

DUT: Mobile Phone; Type: A673L; Serial: SZR142500110-2

Communication System: UID 0, LTE-FDD(USA) 1RB QPSK (0); Frequency: 709 MHz;Duty Cycle: 1:1
Medium parameters used (interpolated): f = 709 MHz; σ = 0.848 S/m; ε_r = 42.331; ρ = 1000 kg/m^3
Phantom section: Flat Section

DASY5 Configuration:

- Probe: EX3DV4 - SN7601; ConvF(10.65, 10.65, 10.65) @ 709 MHz; Calibrated: 2025/1/15
- Sensor-Surface: 1.4mm (Mechanical Surface Detection)
- Electronics: DAE4 Sn1373; Calibrated: 2024/12/31
- Phantom: SAM-Twin; Type: QD 000 P40 CD; Serial: 1885
- Measurement SW: DASY52, Version 52.10 (4); SEMCAD X Version 14.6.14 (7501)

LTE Band 17 1RB(10MHz) Body Left/Low Channel/Area Scan (41x61x1):

Interpolated grid: dx=1.500 mm, dy=1.500 mm
Maximum value of SAR (interpolated) = 0.222 W/kg

LTE Band 17 1RB(10MHz) Body Left/Low Channel/Zoom Scan (5x5x7)/Cube 0:

Measurement grid: dx=8mm, dy=8mm, dz=5mm
Reference Value = 16.31 V/m; Power Drift = -0.06 dB
Peak SAR (extrapolated) = 0.263 W/kg
SAR(1 g) = 0.167 W/kg; SAR(10 g) = 0.116 W/kg
Smallest distance from peaks to all points 3 dB below: Larger than measurement grid (> 16 mm)
Ratio of SAR at M2 to SAR at M1 = 64.3%
Maximum value of SAR (measured) = 0.225 W/kg

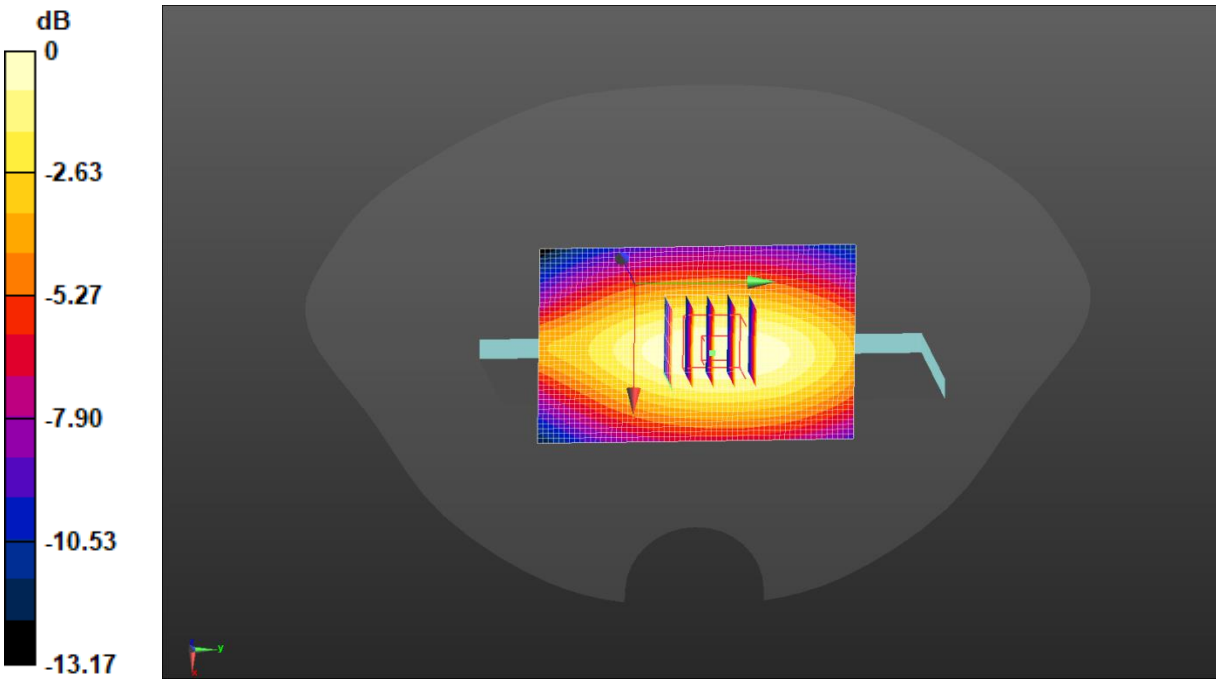

0 dB = 0.222 W/kg = -6.53 dBW/kg

Test Laboratory: JYTSZ Date: 2025/6/13

DUT: Mobile Phone; Type: A673L; Serial: SZR142500110-2

Communication System: UID 0, LTE-FDD(USA) 1RB QPSK (0); Frequency: 1745 MHz;Duty Cycle: 1:1
Medium parameters used (interpolated): f = 1745 MHz; σ = 1.356 S/m; ε_r = 40.739; ρ = 1000 kg/m^3
Phantom section: Flat Section

DASY5 Configuration:

- Probe: EX3DV4 - SN7601; ConvF(8.77, 8.77, 8.77) @ 1745 MHz; Calibrated: 2025/1/15
- Sensor-Surface: 1.4mm (Mechanical Surface Detection)
- Electronics: DAE4 Sn1373; Calibrated: 2024/12/31
- Phantom: SAM-Twin; Type: QD 000 P40 CD; Serial: 1885
- Measurement SW: DASY52, Version 52.10 (4); SEMCAD X Version 14.6.14 (7501)

LTE Band 66 1RB(20MHz) Body Bottom/Middle Channel/Area Scan (41x61x1): Interpolated grid: dx=1.500 mm, dy=1.500 mm
Maximum value of SAR (interpolated) = 0.531 W/kg

LTE Band 66 1RB(20MHz) Body Bottom/Middle Channel/Zoom Scan (5x5x7)/Cube 0: Measurement grid: dx=8mm, dy=8mm, dz=5mm
Reference Value = 19.08 V/m; Power Drift = -0.02 dB
Peak SAR (extrapolated) = 0.615 W/kg
SAR(1 g) = 0.353 W/kg; SAR(10 g) = 0.200 W/kg
Smallest distance from peaks to all points 3 dB below = 11.6 mm
Ratio of SAR at M2 to SAR at M1 = 58.7%
Maximum value of SAR (measured) = 0.503 W/kg

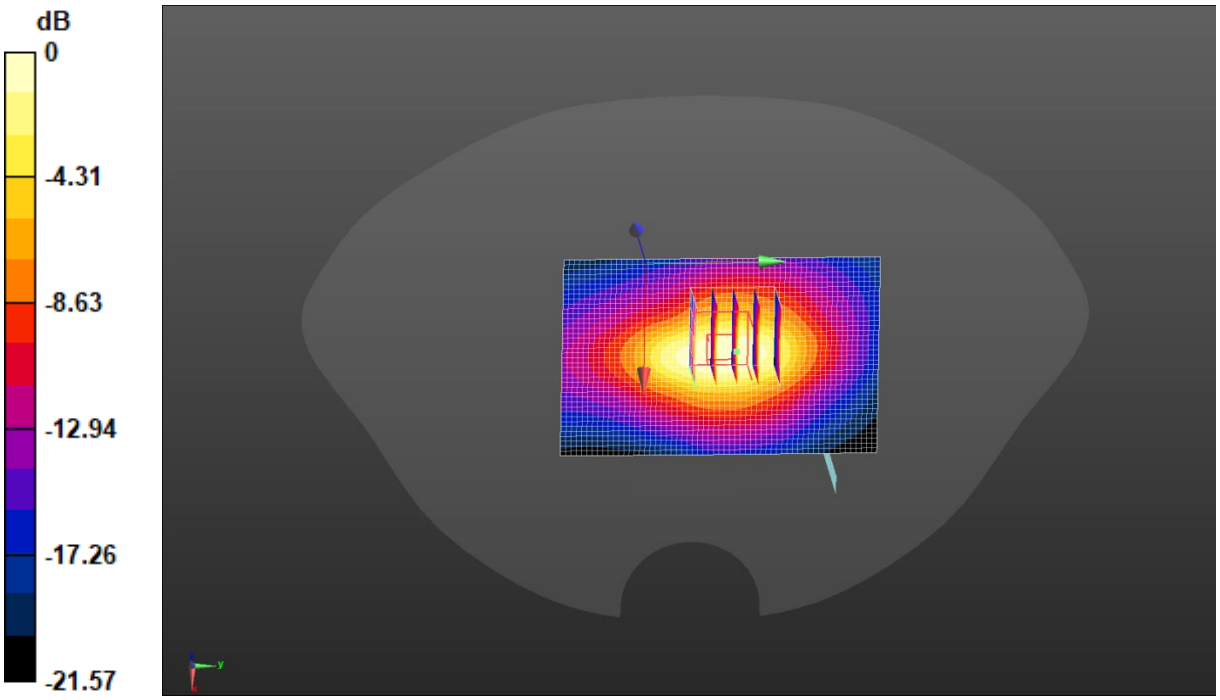

0 dB = 0.531 W/kg = -2.75 dBW/kg

Test Laboratory: JYTSZ Date: 2025/6/16

DUT: Mobile Phone; Type: A673L; Serial: SZR142500110-2

Communication System: UID 0, IEEE 802.11b WiFi 2.4 GHz (DSSS, 1 Mbps) (0);
Frequency: 2437 MHz;Duty Cycle: 1:1
Medium parameters used (interpolated): f = 2437 MHz; σ = 1.773 S/m; ε_r = 39.746; ρ = 1000 kg/m^3
Phantom section: Flat Section

DASY5 Configuration:

- Probe: EX3DV4 - SN7601; ConvF(7.84, 7.84, 7.84) @ 2437 MHz; Calibrated: 2025/1/15
- Sensor-Surface: 1.4mm (Mechanical Surface Detection)
- Electronics: DAE4 Sn1373; Calibrated: 2024/12/31
- Phantom: SAM-Twin; Type: QD 000 P40 CD; Serial: 1885
- Measurement SW: DASY52, Version 52.10 (4); SEMCAD X Version 14.6.14 (7501)

2.4G WiFi Body Top/Middle Channel/Area Scan (41x61x1): Interpolated grid: dx=1.200 mm, dy=1.200 mm
Maximum value of SAR (interpolated) = 0.254 W/kg

2.4G WiFi Body Top/Middle Channel/Zoom Scan (7x7x7)/Cube 0: Measurement grid: dx=5mm, dy=5mm, dz=5mm
Reference Value = 11.75 V/m; Power Drift = -0.19 dB
Peak SAR (extrapolated) = 0.325 W/kg
SAR(1 g) = 0.168 W/kg; SAR(10 g) = 0.087 W/kg
Smallest distance from peaks to all points 3 dB below = 12 mm
Ratio of SAR at M2 to SAR at M1 = 51.7%
Maximum value of SAR (measured) = 0.264 W/kg



0 dB = 0.264 W/kg = -5.78 dBW/kg

------End of Report------