ANNEX A System Check Results

Date: 2025/12/12
Test Laboratory: Intertek Service

System Check H750

Communication System: UID 0, _CW (0); Frequency: 750 MHz;Duty Cycle: 1:1
Medium: 750 Head Medium parameters used: f = 750 MHz; σ = 0.893 S/m; ε_r = 42.34; ρ = 1000 kg/m^3
Phantom section: Flat Section
Ambient Temperature: 22.0 ℃; Liquid Temperature: 21.5 ℃
DASY Configuration:

- Probe: EX3DV4 - SN7322; ConvF(10.12, 10.12, 10.12) @ 750 MHz; Calibrated: 2025/4/21
- Sensor-Surface: 3mm (Mechanical Surface Detection)
- Electronics: DAE4 Sn1473; Calibrated: 2025/4/21
- Phantom: SAM 1 V5.0 (30deg); Type: QD 000 P40 CD; Serial: 1888
- DASY52 52.10.1(1476); SEMCAD X 14.6.14(7501)

Configuration/Pin=250 mW/Area Scan (7x19x1): Measurement grid: dx=12mm, dy=12mm
Maximum value of SAR (measured) = 2.39 W/kg

Configuration/Pin=250 mW/Zoom Scan (7x7x7)/Cube 0: Measurement grid: dx=5mm, dy=5mm, dz=5mm
Reference Value = 52.22 V/m; Power Drift = -0.03 dB
Peak SAR (extrapolated) = 2.79 W/kg
SAR(1 g) = 2.11 W/kg; SAR(10 g) = 1.38 W/kg
Smallest distance from peaks to all points 3 dB below: Larger than measurement grid (> 15 mm)
Ratio of SAR at M2 to SAR at M1 = 73.8%
Maximum value of SAR (measured) = 2.38 W/kg



Date: 2025/12/15
Test Laboratory: Intertek Service

System Check H835
Communication System: UID 0, _CW (0); Frequency: 835 MHz;Duty Cycle: 1:1
Medium: 835 Head Medium parameters used: f = 835 MHz; σ = 0.898 S/m; ε_r = 42.225; ρ = 1000 kg/m^3
Phantom section: Flat Section
Ambient Temperature: 22.0 ℃; Liquid Temperature: 21.5 ℃
DASY Configuration:

- Probe: EX3DV4 - SN7322; ConvF(9.8, 9.8, 9.8) @ 835 MHz; Calibrated: 2025/4/21
- Sensor-Surface: 1.4mm (Mechanical Surface Detection), Sensor-Surface: 3mm (Mechanical Surface Detection)
- Electronics: DAE4 Sn1473; Calibrated: 2025/4/21
- Phantom: SAM 1 V5.0 (30deg); Type: QD 000 P40 CD; Serial: 1888
- DASY52 52.10.1(1476); SEMCAD X 14.6.14(7501)

Configuration/Pin=250 mW/Area Scan (7x15x1): Measurement grid: dx=15mm, dy=15mm
Maximum value of SAR (measured) = 2.91 W/kg

Configuration/Pin=250 mW/Zoom Scan (7x7x7)/Cube 0: Measurement grid: dx=5mm, dy=5mm, dz=5mm
Reference Value = 50.74 V/m; Power Drift = 0.06 dB
Peak SAR (extrapolated) = 3.23 W/kg
SAR(1 g) = 2.45 W/kg; SAR(10 g) = 1.62 W/kg
Smallest distance from peaks to all points 3 dB below = 26.3 mm
Ratio of SAR at M2 to SAR at M1 = 66.1%
Maximum value of SAR (measured) = 2.29 W/kg



Date: 2025/12/15
Test Laboratory: Intertek Service

System Check H1750
Communication System: UID 0, _CW (0); Frequency: 1750 MHz;Duty Cycle: 1:1
Medium: 1750 Head Medium parameters used: f = 1750 MHz; σ = 1.401 S/m; ε_r = 40.563; ρ = 1000 kg/m^3
Phantom section: Flat Section
Ambient Temperature: 22.0 ℃; Liquid Temperature: 21.5 ℃
DASY Configuration:

- Probe: EX3DV4 - SN7322; ConvF(8.45, 8.45, 8.45) @ 1750 MHz; Calibrated: 2025/4/21
- Sensor-Surface: 3mm (Mechanical Surface Detection)
- Electronics: DAE4 Sn1473; Calibrated: 2025/4/21
- Phantom: SAM 1 V5.0 (30deg); Type: QD 000 P40 CD; Serial: 1888
- DASY52 52.10.1(1476); SEMCAD X 14.6.14(7501)

Configuration/Pin=250 mW/Area Scan (5x11x1): Measurement grid: dx=12mm, dy=12mm
Maximum value of SAR (measured) = 11.67 W/kg

Configuration/Pin=250 mW/Zoom Scan (7x7x7)/Cube 0: Measurement grid: dx=5mm, dy=5mm, dz=5mm
Reference Value = 91.24 V/m; Power Drift = 0.04 dB
Peak SAR (extrapolated) = 16.6 W/kg
SAR(1 g) = 9.11 W/kg; SAR(10 g) = 4.88 W/kg
Smallest distance from peaks to all points 3 dB below = 23.1 mm
Ratio of SAR at M2 to SAR at M1 = 58.9%
Maximum value of SAR (measured) = 11.8 W/kg



Date: 2025/12/15
Test Laboratory: Intertek Service

System Check H1900
Communication System: UID 0, _CW (0); Frequency: 1900 MHz;Duty Cycle: 1:1
Medium: 1950 Head Medium parameters used: f = 1900 MHz; σ = 1.388 S/m; ε_r = 40.386; ρ = 1000 kg/m^3
Phantom section: Flat Section
Ambient Temperature: 22.0 ℃; Liquid Temperature: 21.5 ℃
DASY Configuration:

- Probe: EX3DV4 - SN7322; ConvF(8.1, 8.1, 8.1) @ 1900 MHz; Calibrated: 2025/4/21
- Sensor-Surface: 3mm (Mechanical Surface Detection)
- Electronics: DAE4 Sn1473; Calibrated: 2025/4/21
- Phantom: SAM 1 V5.0 (30deg); Type: QD 000 P40 CD; Serial: 1888
- DASY52 52.10.1(1476); SEMCAD X 14.6.14(7501)

Configuration/Pin=250 mW/Area Scan (5x11x1): Measurement grid: dx=12mm, dy=12mm
Maximum value of SAR (measured) = 11.75 W/kg

Configuration/Pin=250 mW/Zoom Scan (7x7x7)/Cube 0: Measurement grid: dx=5mm, dy=5mm, dz=5mm
Reference Value = 93.14 V/m; Power Drift = 0.05 dB
Peak SAR (extrapolated) = 16.56 W/kg
SAR(1 g) = 9.84 W/kg; SAR(10 g) = 5.06 W/kg
Smallest distance from peaks to all points 3 dB below = 16.3 mm
Ratio of SAR at M2 to SAR at M1 = 62.3%
Maximum value of SAR (measured) = 12.0 W/kg



Date: 2025/12/16
Test Laboratory: Intertek Service

System Check H2450
Communication System: UID 0, CW (0); Frequency: 2450 MHz;Duty Cycle: 1:1
Medium: 2450 Head Medium parameters used: f = 2450 MHz; σ = 1.888 S/m; ε_r = 38.2; ρ = 1000 kg/m^3
Phantom section: Flat Section
Ambient Temperature: 22.0 ℃; Liquid Temperature: 21.5 ℃
DASY Configuration:

- Probe: EX3DV4 - SN7322; ConvF(7.5, 7.5, 7.5) @ 2450 MHz; Calibrated: 2025/4/21
- Sensor-Surface: 3mm (Mechanical Surface Detection)
- Electronics: DAE4 Sn1473; Calibrated: 2025/4/21
- Phantom: SAM 1 V5.0 (30deg); Type: QD 000 P40 CD; Serial: 1888
- DASY52 52.10.1(1476); SEMCAD X 14.6.14(7501)

Configuration/Pin=250 mW/Area Scan (7x11x1): Measurement grid: dx=12mm, dy=12mm
Maximum value of SAR (measured) = 16.45 W/kg

Configuration/Pin=250 mW/Zoom Scan (7x7x7)/Cube 0: Measurement grid: dx=5mm, dy=5mm, dz=5mm
Reference Value = 93.09 V/m; Power Drift = 0.03 dB
Peak SAR (extrapolated) = 25.78 W/kg
SAR(1 g) = 12.9 W/kg; SAR(10 g) = 6.09 W/kg
Smallest distance from peaks to all points 3 dB below = 16.3 mm
Ratio of SAR at M2 to SAR at M1 = 49.5%
Maximum value of SAR (measured) = 16.4 W/kg

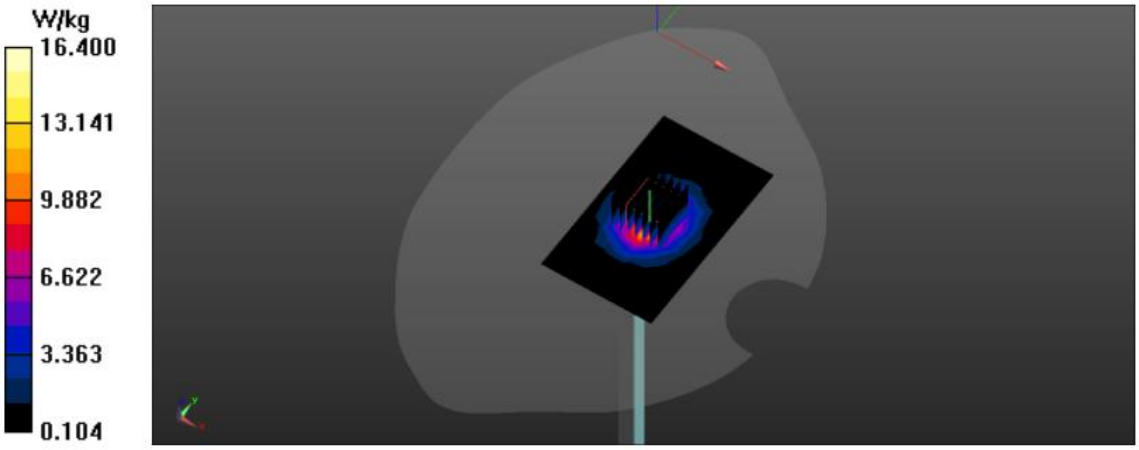

Date: 2025/12/17
Test Laboratory: Intertek Service

System Check H2600
Communication System: UID 0, CW (0); Frequency: 2600 MHz;Duty Cycle: 1:1
Medium: 2600 Head Medium parameters used: f = 2600 MHz; σ = 2.052 S/m; ε_r = 37.629; ρ = 1000 kg/m^3
Phantom section: Flat Section
Ambient Temperature: 22.0 ℃; Liquid Temperature: 21.5 ℃
DASY Configuration:

- Probe: EX3DV4 - SN7322; ConvF(7.33, 7.33, 7.33) @ 2600 MHz; Calibrated: 2025/4/21
- Sensor-Surface: 3mm (Mechanical Surface Detection)
- Electronics: DAE4 Sn1473; Calibrated: 2025/4/21
- Phantom: SAM 1 V5.0 (30deg); Type: QD 000 P40 CD; Serial: 1888
- DASY52 52.10.1(1476); SEMCAD X 14.6.14(7501)

Configuration/Pin=250 mW/Area Scan (7x11x1): Measurement grid: dx=12mm, dy=12mm
Maximum value of SAR (measured) = 18.24 W/kg

Configuration/Pin=250 mW/Zoom Scan (7x7x7)/Cube 0: Measurement grid: dx=5mm, dy=5mm, dz=5mm
Reference Value = 94.35 V/m; Power Drift = -0.07 dB
Peak SAR (extrapolated) = 28.6 W/kg
SAR(1 g) = 13.92 W/kg; SAR(10 g) = 6.18 W/kg
Smallest distance from peaks to all points 3 dB below = 16 mm
Ratio of SAR at M2 to SAR at M1 = 57%
Maximum value of SAR (measured) = 18.4 W/kg

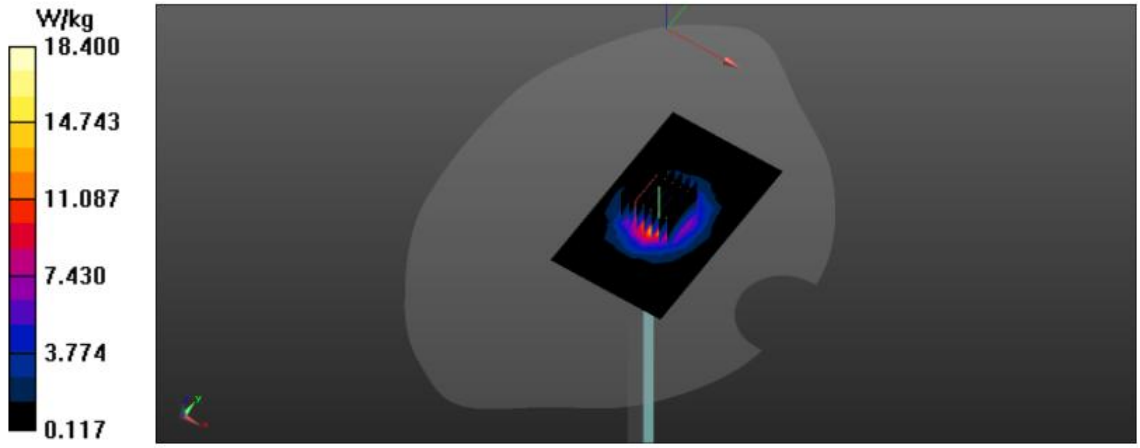

Date: 2025/12/18
Test Laboratory: Intertek Service

System Check H5200
Communication System: UID 0, _CW (0); Frequency: 5200 MHz;Duty Cycle: 1:1
Medium: 5G Head Medium parameters used: f = 5200 MHz; σ = 4.562 S/m; ε_r = 34.802; ρ = 1000 kg/m^3
Phantom section: Flat Section
Ambient Temperature: 22.0 ℃; Liquid Temperature: 21.5 ℃
DASY Configuration:

- Probe: EX3DV4 - SN7322; ConvF(5.35, 5.35, 5.35) @ 5200 MHz; Calibrated: 2025/4/21
- Sensor-Surface: 3mm (Mechanical Surface Detection)
- Electronics: DAE4 Sn1473; Calibrated: 2025/4/21
- Phantom: SAM 2 V5.0 (30deg); Type: QD 000 P40 CD; Serial: 1891
- DASY52 52.10.4(1535); SEMCAD X 14.6.14(7501)

Configuration/Pin=100 mW/Area Scan (7x9x1): Measurement grid: dx=10mm, dy=10mm
Maximum value of SAR (measured) = 11.69 W/kg

Configuration/Pin=100 mW/Zoom Scan (7x7x12)/Cube 0: Measurement grid: dx=4mm, dy=4mm, dz=2mm
Reference Value = 51.37 V/m; Power Drift = 0.05 dB
Peak SAR (extrapolated) = 31.81 W/kg
SAR(1 g) = 7.78 W/kg; SAR(10 g) = 2.13 W/kg
Smallest distance from peaks to all points 3 dB below = 8.6 mm
Ratio of SAR at M2 to SAR at M1 = 55.2%
Maximum value of SAR (measured) = 12.5 W/kg

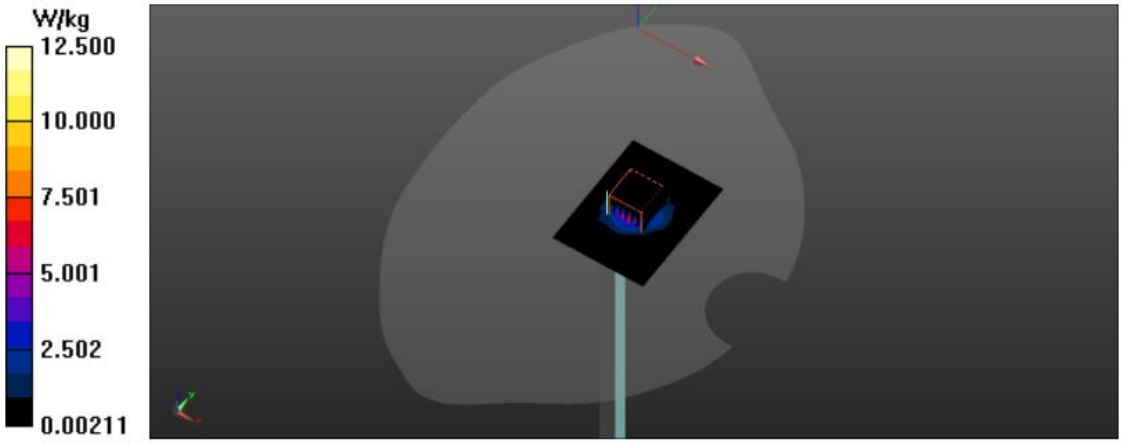

Date: 2025/12/19
Test Laboratory: Intertek Service

System Check H5300
Communication System: UID 0, CW (0); Frequency: 5300 MHz;Duty Cycle: 1:1
Medium: 5G Head Medium parameters used: f = 5300 MHz; σ = 4.645 S/m; ε_r = 34.736; ρ = 1000 kg/m^3
Phantom section: Flat Section
Ambient Temperature: 22.0 ℃; Liquid Temperature: 21.5 ℃
DASY Configuration:

- Probe: EX3DV4 - SN7322; ConvF(5.35, 5.35, 5.35) @ 5300 MHz; Calibrated: 2025/4/21
- Sensor-Surface: 3mm (Mechanical Surface Detection)
- Electronics: DAE4 Sn1473; Calibrated: 2025/4/21
- Phantom: SAM 1 V5.0 (30deg); Type: QD 000 P40 CD; Serial: 1888
- DASY52 52.10.4(1535); SEMCAD X 14.6.14(7501)

Configuration/Pin=100 mW/Area Scan (7x9x1): Measurement grid: dx=10mm, dy=10mm
Maximum value of SAR (measured) = 12.26 W/kg

Configuration/Pin=100 mW/Zoom Scan (7x7x12)/Cube 0: Measurement grid: dx=4mm, dy=4mm, dz=2mm
Reference Value = 52.58 V/m; Power Drift = -0.05 dB
Peak SAR (extrapolated) = 33.6 W/kg
SAR(1 g) = 7.8 W/kg; SAR(10 g) = 2.21 W/kg
Smallest distance from peaks to all points 3 dB below = 7.8 mm
Ratio of SAR at M2 to SAR at M1 = 52.9%
Maximum value of SAR (measured) = 13.1 W/kg

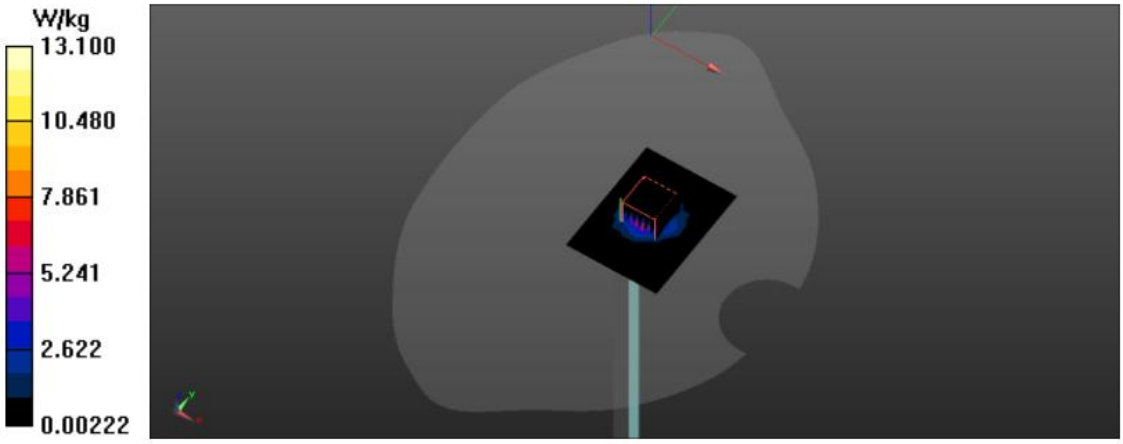

Date: 2025/12/19
Test Laboratory: Intertek Service

System Check H5600
Communication System: UID 0, CW (0); Frequency: 5600 MHz;Duty Cycle: 1:1
Medium: 5G Head Medium parameters used: f = 5600 MHz; σ = 4.93 S/m; ε_r = 34.279; ρ = 1000 kg/m^3
Phantom section: Flat Section
Ambient Temperature: 22.0 ℃; Liquid Temperature: 21.5 ℃
DASY Configuration:

- Probe: EX3DV4 - SN7322; ConvF(4.8, 4.8, 4.8) @ 5600 MHz; Calibrated: 2025/4/21
- Sensor-Surface: 3mm (Mechanical Surface Detection)
- Electronics: DAE4 Sn1473; Calibrated: 2025/4/21
- Phantom: SAM 1 V5.0 (30deg); Type: QD 000 P40 CD; Serial: 1888
- DASY52 52.10.4(1535); SEMCAD X 14.6.14(7501)

Configuration/Pin=100 mW/Area Scan (7x9x1): Measurement grid: dx=10mm, dy=10mm
Maximum value of SAR (measured) = 14.28 W/kg

Configuration/Pin=100 mW/Zoom Scan (7x7x12)/Cube 0: Measurement grid: dx=4mm, dy=4mm, dz=2mm
Reference Value = 55.12 V/m; Power Drift = -0.06 dB
Peak SAR (extrapolated) = 39.22 W/kg
SAR(1 g) = 8.12 W/kg; SAR(10 g) = 2.27 W/kg
Smallest distance from peaks to all points 3 dB below = 9.8 mm
Ratio of SAR at M2 to SAR at M1 = 52.8%
Maximum value of SAR (measured) = 15.3 W/kg

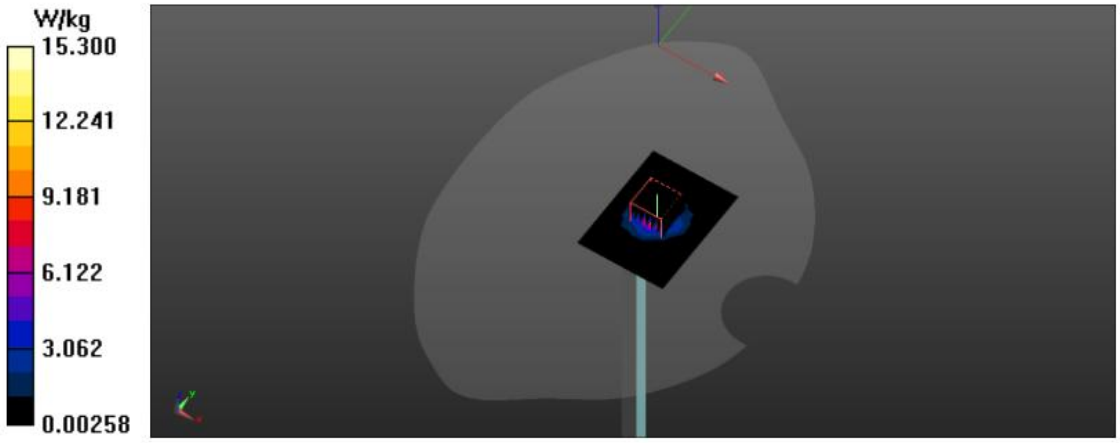

Date: 2025/12/19
Test Laboratory: Intertek Service

System Check H5800
Communication System: UID 0, _CW (0); Frequency: 5800 MHz;Duty Cycle: 1:1
Medium: 5G Head Medium parameters used: f = 5800 MHz; σ = 5.124 S/m; ε_r = 33.938; ρ = 1000 kg/m^3
Phantom section: Flat Section
Ambient Temperature: 22.0 ℃; Liquid Temperature: 21.5 ℃
DASY Configuration:

- Probe: EX3DV4 - SN7322; ConvF(4.9, 4.9, 4.9) @ 5800 MHz; Calibrated: 2025/4/21
- Sensor-Surface: 3mm (Mechanical Surface Detection)
- Electronics: DAE4 Sn1473; Calibrated: 2025/4/21
- Phantom: SAM 2 V5.0 (30deg); Type: QD 000 P40 CD; Serial: 1891
- DASY52 52.10.4(1535); SEMCAD X 14.6.14(7501)

Configuration/Pin=100 mW/Area Scan (7x9x1): Measurement grid: dx=10mm, dy=10mm
Maximum value of SAR (measured) = 10.78 W/kg

Configuration/Pin=100 mW/Zoom Scan (7x7x12)/Cube 0: Measurement grid: dx=4mm, dy=4mm, dz=2mm
Reference Value = 46.45 V/m; Power Drift = -0.03 dB
Peak SAR (extrapolated) = 34.15 W/kg
SAR(1 g) = 7.89 W/kg; SAR(10 g) = 2.14 W/kg
Smallest distance from peaks to all points 3 dB below = 8.9 mm
Ratio of SAR at M2 to SAR at M1 = 53.5%
Maximum value of SAR (measured) = 11.8 W/kg

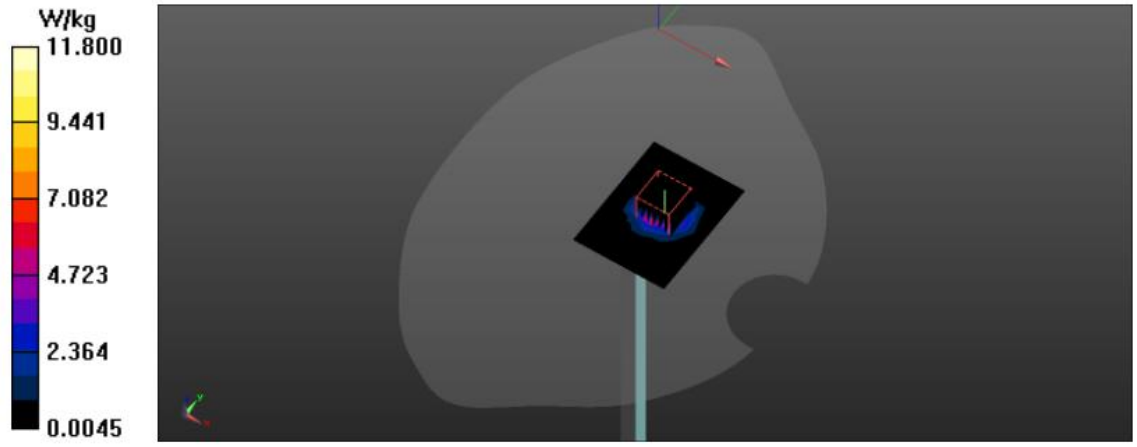

ANNEX B: MAXIMUM GRAPH RESULTS

Date: 12/15/2025
Test Laboratory: Intertek Service

DUT: Mobile Phone; Type: A675L; Serial: SZR012500514-2

Communication System: UID 0, GSM (0); Frequency: 836.6 MHz;Duty Cycle: 1:8.30042
Medium parameters used (interpolated): f = 836.6 MHz; σ = 0.882 S/m; ε_r = 42.683; ρ = 1000 kg/m^3
Phantom section: Right Section

DASY5 Configuration:

- Probe: EX3DV4 - SN7322; ConvF(9.8, 9.8, 9.8) @ 836.6 MHz; Calibrated: 2025/4/21
- Sensor-Surface: 1.4mm (Mechanical Surface Detection), Sensor-Surface: 3mm (Mechanical Surface Detection)
- Electronics: DAE4 Sn1473; Calibrated: 2025/4/21
- Phantom: SAM 1 V5.0 (30deg); Type: QD 000 P40 CD; Serial: 1888
- DASY52 52.10.1(1476); SEMCAD X 14.6.14(7501)

GSM 850 Right Tilted/Middle Channel/Area Scan (51x51x1): Interpolated grid: dx=1.500 mm, dy=1.500 mm
Maximum value of SAR (interpolated) = 0.781 W/kg

GSM 850 Right Tilted/Middle Channel/Zoom Scan (5x5x7)/Cube 0: Measurement grid: dx=8mm, dy=8mm, dz=5mm
Reference Value = 26.58 V/m; Power Drift = 0.11 dB
Peak SAR (extrapolated) = 1.65 W/kg
SAR(1 g) = 0.641 W/kg; SAR(10 g) = 0.365 W/kg
Smallest distance from peaks to all points 3 dB below = 9.4 mm
Ratio of SAR at M2 to SAR at M1 = 47.2%
Maximum value of SAR (measured) = 1.19 W/kg



0 dB = 1.19 W/kg = 0.75 dBW/kg

Date: 12/15/2025
Test Laboratory: Intertek Service

DUT: Mobile Phone; Type: A675L; Serial: SZR012500514-2

Communication System: UID 0, GSM (0); Frequency: 1909.8 MHz;Duty Cycle: 1:8.30042
Medium parameters used: f = 1910 MHz; σ = 1.423 S/m; ε_r = 39.132; ρ = 1000 kg/m^3
Phantom section: Right Section

DASY5 Configuration:

- Probe: EX3DV4 - SN7322; ConvF(8.1, 8.1, 8.1) @ 1909.8 MHz; Calibrated: 2025/4/21
- Sensor-Surface: 3mm (Mechanical Surface Detection)
- Electronics: DAE4 Sn1473; Calibrated: 2025/4/21
- Phantom: SAM 1 V5.0 (30deg); Type: QD 000 P40 CD; Serial: 1888
- DASY52 52.10.1(1476); SEMCAD X 14.6.14(7501)

GSM 1900 Right Tilted/High Channel/Area Scan (51x51x1): Interpolated grid: dx=1.500 mm, dy=1.500 mm
Maximum value of SAR (interpolated) = 1.05 W/kg

GSM 1900 Right Tilted/High Channel/Zoom Scan (5x5x7)/Cube 0: Measurement grid: dx=8mm, dy=8mm, dz=5mm
Reference Value = 27.70 V/m; Power Drift = 0.10 dB
Peak SAR (extrapolated) = 2.16 W/kg
SAR(1 g) = 1.03 W/kg; SAR(10 g) = 0.455 W/kg
Smallest distance from peaks to all points 3 dB below = 7.2 mm
Ratio of SAR at M2 to SAR at M1 = 52.5%
Maximum value of SAR (measured) = 1.65 W/kg



0 dB = 1.65 W/kg = 2.18 dBW/kg

Date: 12/15/2025
Test Laboratory: Intertek Service

DUT: Mobile Phone; Type: A675L; Serial: SZR012500514-2

Communication System: UID 0, UMTS-FDD(WCDMA) (0); Frequency: 1907.6 MHz;Duty Cycle: 1:1
Medium parameters used (interpolated): f = 1907.6 MHz; σ = 1.422 S/m; ε_r = 39.373; ρ = 1000 kg/m^3
Phantom section: Right Section

DASY5 Configuration:

- Probe: EX3DV4 - SN7322; ConvF(8.1, 8.1, 8.1) @ 1907.6 MHz; Calibrated: 2025/4/21
- Sensor-Surface: 3mm (Mechanical Surface Detection)
- Electronics: DAE4 Sn1473; Calibrated: 2025/4/21
- Phantom: SAM 1 V5.0 (30deg); Type: QD 000 P40 CD; Serial: 1888
- DASY52 52.10.1(1476); SEMCAD X 14.6.14(7501)

WCDMA 1900 Right Tilted/High Channel/Area Scan (51x51x1): Interpolated grid: dx=1.500 mm, dy=1.500 mm
Maximum value of SAR (interpolated) = 1.31 W/kg

WCDMA 1900 Right Tilted/High Channel/Zoom Scan (5x5x7)/Cube 0: Measurement grid: dx=8mm, dy=8mm, dz=5mm
Reference Value = 19.84 V/m; Power Drift = 0.06 dB
Peak SAR (extrapolated) = 1.69 W/kg
SAR(1 g) = 0.755 W/kg; SAR(10 g) = 0.327 W/kg
Smallest distance from peaks to all points 3 dB below = 6.4 mm
Ratio of SAR at M2 to SAR at M1 = 45.3%
Maximum value of SAR (measured) = 1.34 W/kg



0 dB = 1.34 W/kg = 1.26 dBW/kg

Date: 12/15/2025
Test Laboratory: Intertek Service

DUT: Mobile Phone; Type: A675L; Serial: SZR012500514-2

Communication System: UID 0, UMTS-FDD(WCDMA) (0); Frequency: 1712.4 MHz;Duty Cycle: 1:1
Medium parameters used (interpolated): f = 1712.4 MHz; σ = 1.388 S/m; ε_r = 39.332; ρ = 1000 kg/m^3
Phantom section: Right Section

DASY5 Configuration:

- Probe: EX3DV4 - SN7322; ConvF(8.45, 8.45, 8.45) @ 1712.4 MHz; Calibrated: 2025/4/21
- Sensor-Surface: 3mm (Mechanical Surface Detection)
- Electronics: DAE4 Sn1473; Calibrated: 2025/4/21
- Phantom: SAM 1 V5.0 (30deg); Type: QD 000 P40 CD; Serial: 1888
- DASY52 52.10.1(1476); SEMCAD X 14.6.14(7501)

WCDMA 1700 Right Tilted/Low Channel/Area Scan (51x51x1): Interpolated grid: dx=1.500 mm, dy=1.500 mm
Maximum value of SAR (interpolated) = 0.968 W/kg

WCDMA 1700 Right Tilted/Low Channel/Zoom Scan (5x5x7)/Cube 0: Measurement grid: dx=8mm, dy=8mm, dz=5mm
Reference Value = 17.45 V/m; Power Drift = 0.00 dB
Peak SAR (extrapolated) = 1.32 W/kg
SAR(1 g) = 0.577 W/kg; SAR(10 g) = 0.249 W/kg
Smallest distance from peaks to all points 3 dB below = 6.4 mm
Ratio of SAR at M2 to SAR at M1 = 44.4%
Maximum value of SAR (measured) = 1.06 W/kg



0 dB = 1.06 W/kg = 0.27 dBW/kg

Date: 12/15/2025
Test Laboratory: Intertek Service

DUT: Mobile Phone; Type: A675L; Serial: SZR012500514-2

Communication System: UID 0, UMTS-FDD(WCDMA) (0); Frequency: 836.6 MHz;Duty Cycle: 1:1
Medium parameters used (interpolated): f = 836.6 MHz; σ = 0.882 S/m; ε_r = 42.683; ρ = 1000 kg/m^3
Phantom section: Right Section

DASY5 Configuration:

- Probe: EX3DV4 - SN7322; ConvF(9.8, 9.8, 9.8) @ 836.6 MHz; Calibrated: 2025/4/21
- Sensor-Surface: 1.4mm (Mechanical Surface Detection), Sensor-Surface: 3mm (Mechanical Surface Detection)
- Electronics: DAE4 Sn1473; Calibrated: 2025/4/21
- Phantom: SAM 1 V5.0 (30deg); Type: QD 000 P40 CD; Serial: 1888
- DASY52 52.10.1(1476); SEMCAD X 14.6.14(7501)

WCDMA 850 Right Cheek/Middle Channel/Area Scan (51x51x1): Interpolated grid: dx=1.500 mm, dy=1.500 mm
Maximum value of SAR (interpolated) = 1.04 W/kg

WCDMA 850 Right Cheek/Middle Channel/Zoom Scan (5x5x7)/Cube 0: Measurement grid: dx=8mm, dy=8mm, dz=5mm
Reference Value = 26.42 V/m; Power Drift = 0.08 dB
Peak SAR (extrapolated) = 1.41 W/kg
SAR(1 g) = 0.668 W/kg; SAR(10 g) = 0.437 W/kg
Smallest distance from peaks to all points 3 dB below = 16.1 mm
Ratio of SAR at M2 to SAR at M1 = 42.1%
Maximum value of SAR (measured) = 1.02 W/kg



0 dB = 1.02 W/kg = 0.09 dBW/kg

Date: 12/15/2025
Test Laboratory: Intertek Service

DUT: Mobile Phone; Type: A675L; Serial: SZR012500514-2

Communication System: UID 0, LTE-FDD(USA) 20MHz 50%RB QPSK (0); Frequency: 1900 MHz;Duty Cycle: 1:1
Medium parameters used: f = 1900 MHz; σ = 1.418 S/m; ε_r = 40.135; ρ = 1000 kg/m^3
Phantom section: Right Section

DASY5 Configuration:

- Probe: EX3DV4 - SN7322; ConvF(8.1, 8.1, 8.1) @ 1900 MHz; Calibrated: 2025/4/21
- Sensor-Surface: 3mm (Mechanical Surface Detection)
- Electronics: DAE4 Sn1473; Calibrated: 2025/4/21
- Phantom: SAM 1 V5.0 (30deg); Type: QD 000 P40 CD; Serial: 1888
- DASY52 52.10.1(1476); SEMCAD X 14.6.14(7501)

LTE Band 2 50%RB(20MHz) Right Tilted/High Channel/Area Scan (51x51x1):

Interpolated grid: dx=1.500 mm, dy=1.500 mm
Maximum value of SAR (interpolated) = 1.06 W/kg

LTE Band 2 50%RB(20MHz) Right Tilted/High Channel/Zoom Scan (5x5x7)/Cube 0:

Measurement grid: dx=8mm, dy=8mm, dz=5mm
Reference Value = 21.28 V/m; Power Drift = 0.09 dB
Peak SAR (extrapolated) = 1.88 W/kg
SAR(1 g) = 0.821 W/kg; SAR(10 g) = 0.352 W/kg
Smallest distance from peaks to all points 3 dB below = 4.8 mm
Ratio of SAR at M2 to SAR at M1 = 44.3%
Maximum value of SAR (measured) = 1.56 W/kg



0 dB = 1.56 W/kg = 1.92 dBW/kg

Date: 12/15/2025
Test Laboratory: Intertek Service

DUT: Mobile Phone; Type: A675L; Serial: SZR012500514-2

Communication System: UID 0, LTE-FDD(USA) 1RB QPSK (0); Frequency: 1732.5 MHz;Duty Cycle: 1:1
Medium parameters used (interpolated): f = 1732.5 MHz; σ = 1.399 S/m; ε_r = 39.295; ρ = 1000 kg/m^3
Phantom section: Right Section

DASY5 Configuration:

- Probe: EX3DV4 - SN7322; ConvF(8.45, 8.45, 8.45) @ 1732.5 MHz; Calibrated: 2025/4/21
- Sensor-Surface: 3mm (Mechanical Surface Detection)
- Electronics: DAE4 Sn1473; Calibrated: 2025/4/21
- Phantom: SAM 1 V5.0 (30deg); Type: QD 000 P40 CD; Serial: 1888
- DASY52 52.10.1(1476); SEMCAD X 14.6.14(7501)

LTE Band 4 1RB(20MHz) Right Tilted/Middle Channel/Area Scan (51x51x1): Interpolated grid: dx=1.500 mm, dy=1.500 mm
Maximum value of SAR (interpolated) = 0.837 W/kg

LTE Band 4 1RB(20MHz) Right Tilted/Middle Channel/Zoom Scan (5x5x7)/Cube 0:
Measurement grid: dx=8mm, dy=8mm, dz=5mm
Reference Value = 22.64 V/m; Power Drift = -0.05 dB
Peak SAR (extrapolated) = 1.41 W/kg
SAR(1 g) = 0.663 W/kg; SAR(10 g) = 0.294 W/kg
Smallest distance from peaks to all points 3 dB below = 7.2 mm
Ratio of SAR at M2 to SAR at M1 = 52%
Maximum value of SAR (measured) = 1.08 W/kg

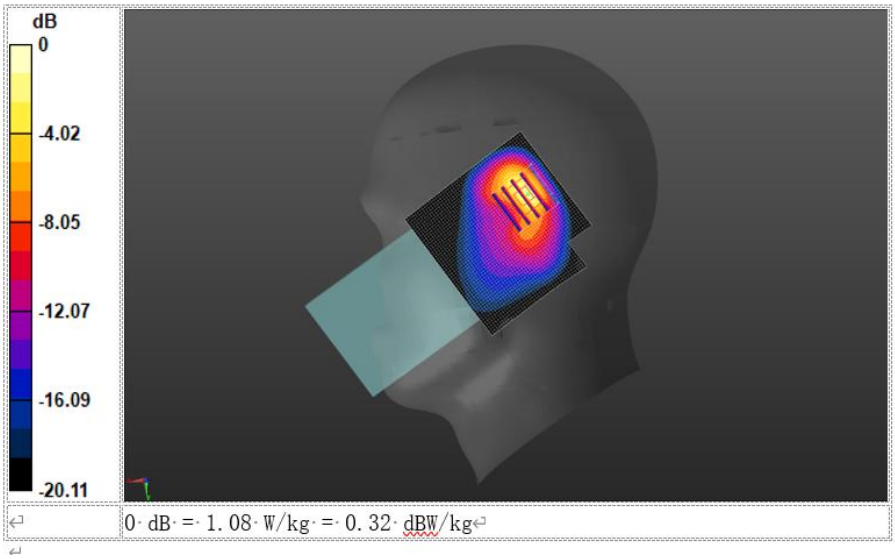

Date: 12/15/2025
Test Laboratory: Intertek Service

DUT: Mobile Phone; Type: A675L; Serial: SZR012500514-2

Communication System: UID 0, LTE-FDD(USA) 1RB QPSK (0); Frequency: 836.5 MHz;Duty Cycle: 1:1
Medium parameters used (interpolated): f = 836.5 MHz; σ = 0.882 S/m; ε_r = 42.684; ρ = 1000 kg/m^3
Phantom section: Right Section

DASY5 Configuration:

- Probe: EX3DV4 - SN7322; ConvF(9.8, 9.8, 9.8) @ 836.5 MHz; Calibrated: 2025/4/21
- Sensor-Surface: 1.4mm (Mechanical Surface Detection), Sensor-Surface: 3mm (Mechanical Surface Detection)
- Electronics: DAE4 Sn1473; Calibrated: 2025/4/21
- Phantom: SAM 1 V5.0 (30deg); Type: QD 000 P40 CD; Serial: 1888
- DASY52 52.10.1(1476); SEMCAD X 14.6.14(7501)

LTE Band 5 1RB(10MHz) Right Tilted/Middle Channel/Area Scan (51x51x1): Interpolated grid: dx=1.500 mm, dy=1.500 mm
Maximum value of SAR (interpolated) = 0.732 W/kg

LTE Band 5 1RB(10MHz) Right Tilted/Middle Channel/Zoom Scan (5x5x7)/Cube 0:
Measurement grid: dx=8mm, dy=8mm, dz=5mm
Reference Value = 28.09 V/m; Power Drift = 0.07 dB
Peak SAR (extrapolated) = 1.45 W/kg
SAR(1 g) = 0.605 W/kg; SAR(10 g) = 0.350 W/kg
Smallest distance from peaks to all points 3 dB below = 9.4 mm
Ratio of SAR at M2 to SAR at M1 = 40.7%
Maximum value of SAR (measured) = 1.07 W/kg



0 dB = 1.07 W/kg = 0.29 dBW/kg

Date: 12/16/2025
Test Laboratory: Intertek Service

DUT: Mobile Phone; Type: A675L; Serial: SZR012500514-2

Communication System: UID 0, LTE-FDD(USA) 20MHz 50%RB QPSK (0); Frequency: 2510 MHz;Duty Cycle: 1:1
Medium parameters used: f = 2510 MHz; σ = 1.885 S/m; ε_r = 38.404; ρ = 1000 kg/m^3
Phantom section: Right Section

DASY5 Configuration:

- Probe: EX3DV4 - SN7322; ConvF(7.5, 7.5, 7.5) @ 2510 MHz; Calibrated: 2025/4/21
- Sensor-Surface: 3mm (Mechanical Surface Detection)
- Electronics: DAE4 Sn1473; Calibrated: 2025/4/21
- Phantom: SAM 1 V5.0 (30deg); Type: QD 000 P40 CD; Serial: 1888
- DASY52 52.10.1(1476); SEMCAD X 14.6.14(7501)

LTE Band 7 50%RB(20MHz) Right Tilted/Low Channel/Area Scan (51x51x1): Interpolated grid: dx=1.200 mm, dy=1.200 mm
Maximum value of SAR (interpolated) = 0.856 W/kg

LTE Band 7 50%RB(20MHz) Right Tilted/Low Channel/Zoom Scan (7x7x7)/Cube 0:
Measurement grid: dx=5mm, dy=5mm, dz=5mm
Reference Value = 9.496 V/m; Power Drift = 0.05 dB
Peak SAR (extrapolated) = 1.83 W/kg
SAR(1 g) = 0.714 W/kg; SAR(10 g) = 0.278 W/kg
Smallest distance from peaks to all points 3 dB below = 6 mm
Ratio of SAR at M2 to SAR at M1 = 49.6%
Maximum value of SAR (measured) = 1.24 W/kg

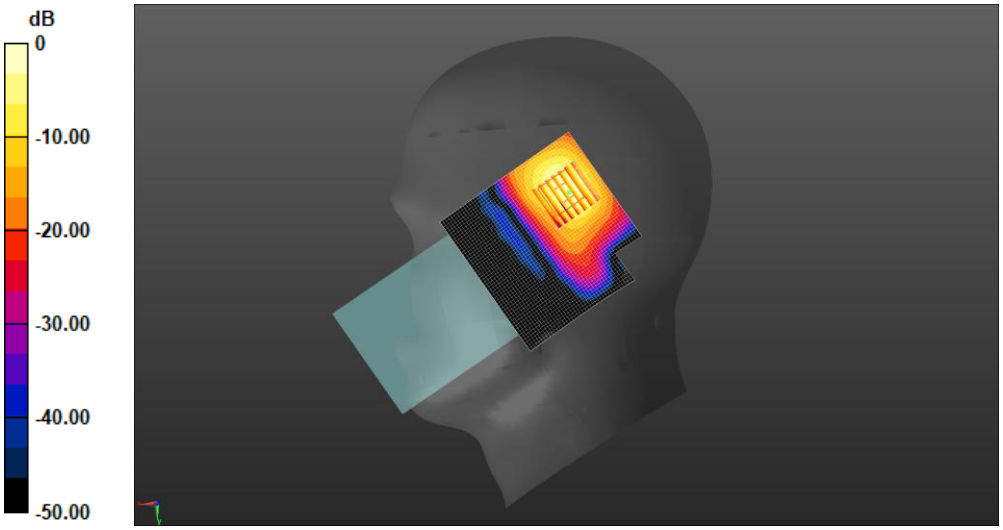

0 dB = 1.24 W/kg = 0.95 dBW/kg

Date: 12/12/2025
Test Laboratory: Intertek Service

DUT: Mobile Phone; Type: A675L; Serial: SZR012500514-2

Communication System: UID 0, LTE-FDD(USA) 1RB QPSK (0); Frequency: 707.5 MHz;Duty Cycle: 1:1
Medium parameters used (interpolated): f = 707.5 MHz; σ = 0.885 S/m; ε_r = 43.027; ρ = 1000 kg/m^3
Phantom section: Right Section

DASY5 Configuration:

- Probe: EX3DV4 - SN7322; ConvF(10.12, 10.12, 10.12) @ 707.5 MHz; Calibrated: 2025/4/21
- Sensor-Surface: 3mm (Mechanical Surface Detection)
- Electronics: DAE4 Sn1473; Calibrated: 2025/4/21
- Phantom: SAM 1 V5.0 (30deg); Type: QD 000 P40 CD; Serial: 1888
- DASY52 52.10.1(1476); SEMCAD X 14.6.14(7501)

LTE Band 12 1RB(10MHz) Right Tilted/Middle Channel/Area Scan (51x51x1): Interpolated grid: dx=1.500 mm, dy=1.500 mm
Maximum value of SAR (interpolated) = 0.469 W/kg

LTE Band 12 1RB(10MHz) Right Tilted/Middle Channel/Zoom Scan (5x5x7)/Cube 0:
Measurement grid: dx=8mm, dy=8mm, dz=5mm
Reference Value = 21.97 V/m; Power Drift = -0.02 dB
Peak SAR (extrapolated) = 0.895 W/kg
SAR(1 g) = 0.392 W/kg; SAR(10 g) = 0.217 W/kg
Smallest distance from peaks to all points 3 dB below = 8 mm
Ratio of SAR at M2 to SAR at M1 = 48.2%
Maximum value of SAR (measured) = 0.614 W/kg



0 dB = 0.614 W/kg = -2.12 dBW/kg

Date: 12/12/2025
Test Laboratory: Intertek Service

DUT: Mobile Phone; Type: A675L; Serial: SZR012500514-2

Communication System: UID 0, LTE-FDD(USA) 1RB QPSK (0); Frequency: 710 MHz;Duty Cycle: 1:1
Medium parameters used: f = 710 MHz; σ = 0.886 S/m; ε_r = 43.019; ρ = 1000 kg/m^3
Phantom section: Right Section

DASY5 Configuration:

- Probe: EX3DV4 - SN7322; ConvF(10.12, 10.12, 10.12) @ 750 MHz; Calibrated: 2025/4/21
- Sensor-Surface: 3mm (Mechanical Surface Detection)
- Electronics: DAE4 Sn1473; Calibrated: 2025/4/21
- Phantom: SAM 1 V5.0 (30deg); Type: QD 000 P40 CD; Serial: 1888
- DASY52 52.10.1(1476); SEMCAD X 14.6.14(7501)

LTE Band 17 1RB(10MHz) Right Tilted/Middle Channel/Area Scan (51x51x1):
Interpolated grid: dx=1.500 mm, dy=1.500 mm
Maximum value of SAR (interpolated) = 0.493 W/kg

LTE Band 17 1RB(10MHz) Right Tilted/Middle Channel/Zoom Scan (5x5x7)/Cube 0:
Measurement grid: dx=8mm, dy=8mm, dz=5mm
Reference Value = 20.96 V/m; Power Drift = 0.01 dB
Peak SAR (extrapolated) = 1.17 W/kg
SAR(1 g) = 0.434 W/kg; SAR(10 g) = 0.233 W/kg
Smallest distance from peaks to all points 3 dB below = 9.4 mm
Ratio of SAR at M2 to SAR at M1 = 46.7%
Maximum value of SAR (measured) = 0.825 W/kg



0 dB = 0.825 W/kg = -0.84 dBW/kg

Date: 12/15/2025
Test Laboratory: Intertek Service

DUT: Mobile Phone; Type: A675L; Serial: SZR012500514-2

Communication System: UID 0, LTE-FDD(USA) 1RB QPSK (0); Frequency: 831.5 MHz;Duty Cycle: 1:1
Medium parameters used (interpolated): f = 831.5 MHz; σ = 0.875 S/m; ε_r = 42.696; ρ = 1000 kg/m^3
Phantom section: Right Section

DASY5 Configuration:

- Probe: EX3DV4 - SN7322; ConvF(9.8, 9.8, 9.8) @ 831.5 MHz; Calibrated: 2025/4/21
- Sensor-Surface: 1.4mm (Mechanical Surface Detection)
- Electronics: DAE4 Sn1473; Calibrated: 2025/4/21
- Phantom: SAM 1 V5.0 (30deg); Type: QD 000 P40 CD; Serial: 1888
- DASY52 52.10.1(1476); SEMCAD X 14.6.14(7501)

LTE Band 26 1RB(15MHz) Right Cheek/Middle Channel/Area Scan (51x51x1):
Interpolated grid: dx=1.500 mm, dy=1.500 mm
Maximum value of SAR (interpolated) = 1.07 W/kg

LTE Band 26 1RB(15MHz) Right Cheek/Middle Channel/Zoom Scan (5x5x7)/Cube 0:
Measurement grid: dx=8mm, dy=8mm, dz=5mm
Reference Value = 25.15 V/m; Power Drift = 0.18 dB
Peak SAR (extrapolated) = 1.32 W/kg
SAR(1 g) = 0.605 W/kg; SAR(10 g) = 0.395 W/kg
Smallest distance from peaks to all points 3 dB below = 16.1 mm
Ratio of SAR at M2 to SAR at M1 = 41.6%
Maximum value of SAR (measured) = 0.950 W/kg



0 dB = 0.950 W/kg = -0.22 dBW/kg

Date: 12/17/2025
Test Laboratory: Intertek Service

DUT: Mobile Phone; Type: A675L; Serial: SZR012500514-2

Communication System: UID 0, LTE-TDD(USA) 20MHz 1RB QPSK (0); Frequency: 2580 MHz;Duty Cycle: 1:1.59956
Medium parameters used: f = 2580 MHz; σ = 1.998 S/m; ε_r = 38.284; ρ = 1000 kg/m^3
Phantom section: Right Section

DASY5 Configuration:

- Probe: EX3DV4 - SN7322; ConvF(7.33, 7.33, 7.33) @ 2580 MHz; Calibrated: 2025/4/21
- Sensor-Surface: 3mm (Mechanical Surface Detection)
- Electronics: DAE4 Sn1473; Calibrated: 2025/4/21
- Phantom: SAM 1 V5.0 (30deg); Type: QD 000 P40 CD; Serial: 1888
- DASY52 52.10.1(1476); SEMCAD X 14.6.14(7501)

LTE Band 38 1RB(20MHz) Right Cheek/Low Channel/Area Scan (51x51x1): Interpolated grid: dx=1.200 mm, dy=1.200 mm
Maximum value of SAR (interpolated) = 0.689 W/kg

LTE Band 38 1RB(20MHz) Right Cheek/Low Channel/Zoom Scan (7x7x7)/Cube 0:
Measurement grid: dx=5mm, dy=5mm, dz=5mm
Reference Value = 4.966 V/m; Power Drift = -0.02 dB
Peak SAR (extrapolated) = 0.961 W/kg
SAR(1 g) = 0.402 W/kg; SAR(10 g) = 0.179 W/kg
Smallest distance from peaks to all points 3 dB below = 7.1 mm
Ratio of SAR at M2 to SAR at M1 = 42.7%
Maximum value of SAR (measured) = 0.733 W/kg



0 dB = 0.733 W/kg = -1.35 dBW/kg

Date: 12/17/2025
Test Laboratory: Intertek Service

DUT: Mobile Phone; Type: A675L; Serial: SZR012500514-2

Communication System: UID 0, LTE-TDD(USA) 20MHz 1RB QPSK (0); Frequency: 2595 MHz;Duty Cycle: 1:1.59956
Medium parameters used (interpolated): f = 2595 MHz; σ = 1.981 S/m; ε_r = 38.675; ρ = 1000 kg/m^3
Phantom section: Right Section

DASY5 Configuration:

- Probe: EX3DV4 - SN7322; ConvF(7.33, 7.33, 7.33) @ 2595 MHz; Calibrated: 2025/4/21
- Sensor-Surface: 3mm (Mechanical Surface Detection)
- Electronics: DAE4 Sn1473; Calibrated: 2025/4/21
- Phantom: SAM 1 V5.0 (30deg); Type: QD 000 P40 CD; Serial: 1888
- DASY52 52.10.1(1476); SEMCAD X 14.6.14(7501)

LTE Band 41 50%RB(20MHz) Right Cheek/Middle Channel/Area Scan (51x51x1):
Interpolated grid: dx=1.200 mm, dy=1.200 mm
Maximum value of SAR (interpolated) = 0.301 W/kg

LTE Band 41 50%RB(20MHz) Right Cheek/Middle Channel/Zoom Scan (7x7x7)/Cube 0:
Measurement grid: dx=5mm, dy=5mm, dz=5mm
Reference Value = 4.922 V/m; Power Drift = 0.12 dB
Peak SAR (extrapolated) = 0.891 W/kg
SAR(1 g) = 0.360 W/kg; SAR(10 g) = 0.150 W/kg
Smallest distance from peaks to all points 3 dB below = 6.4 mm
Ratio of SAR at M2 to SAR at M1 = 48.4%
Maximum value of SAR (measured) = 0.660 W/kg



0 dB = 0.660 W/kg = -1.80 dBW/kg

Date: 12/15/2025
Test Laboratory: Intertek Service

DUT: Mobile Phone; Type: A675L; Serial: SZR012500514-2

Communication System: UID 0, LTE-FDD(USA) 1RB QPSK (0); Frequency: 1720 MHz;Duty Cycle: 1:1
Medium parameters used: f = 1720 MHz; σ = 1.392 S/m; ε_r = 39.317; ρ = 1000 kg/m^3
Phantom section: Right Section

DASY5 Configuration:

- Probe: EX3DV4 - SN7322; ConvF(8.45, 8.45, 8.45) @ 1720 MHz; Calibrated: 2025/4/21
- Sensor-Surface: 3mm (Mechanical Surface Detection)
- Electronics: DAE4 Sn1473; Calibrated: 2025/4/21
- Phantom: SAM 1 V5.0 (30deg); Type: QD 000 P40 CD; Serial: 1888
- DASY52 52.10.1(1476); SEMCAD X 14.6.14(7501)

LTE Band 66 1RB(20MHz) Right Tilted/Low Channel/Area Scan (51x51x1): Interpolated grid: dx=1.500 mm, dy=1.500 mm
Maximum value of SAR (interpolated) = 0.590 W/kg

LTE Band 66 1RB(20MHz) Right Tilted/Low Channel/Zoom Scan (5x5x7)/Cube 0:
Measurement grid: dx=8mm, dy=8mm, dz=5mm
Reference Value = 16.43 V/m; Power Drift = 0.09 dB
Peak SAR (extrapolated) = 0.988 W/kg
SAR(1 g) = 0.461 W/kg; SAR(10 g) = 0.211 W/kg
Smallest distance from peaks to all points 3 dB below = 5.1 mm
Ratio of SAR at M2 to SAR at M1 = 46.1%
Maximum value of SAR (measured) = 0.826 W/kg



0 dB = 0.826 W/kg = -0.83 dBW/kg

Date: 12/16/2025
Test Laboratory: Intertek Service

DUT: Mobile Phone; Type: A675L; Serial: SZR012500514-2

Communication System: UID 0, IEEE 802.11b WiFi 2.4 GHz (DSSS, 1 Mbps) (0); Frequency: 2437 MHz;Duty Cycle: 1:1
Medium parameters used (interpolated): f = 2437 MHz; σ = 1.8 S/m; ε_r = 38.525; ρ = 1000 kg/m^3
Phantom section: Left Section

DASY5 Configuration:

- Probe: EX3DV4 - SN7322; ConvF(7.5, 7.5, 7.5) @ 2437 MHz; Calibrated: 2025/4/21
- Sensor-Surface: 3mm (Mechanical Surface Detection)
- Electronics: DAE4 Sn1473; Calibrated: 2025/4/21
- Phantom: SAM 1 V5.0 (30deg); Type: QD 000 P40 CD; Serial: 1888
- DASY52 52.10.1(1476); SEMCAD X 14.6.14(7501)

2.4G WIFI Left Cheek/Middle Channel/Area Scan (51x51x1): Interpolated grid: dx=1.200 mm, dy=1.200 mm
Maximum value of SAR (interpolated) = 0.616 W/kg

2.4G WIFI Left Cheek/Middle Channel/Zoom Scan (7x7x7)/Cube 0: Measurement grid: dx=5mm, dy=5mm, dz=5mm
Reference Value = 7.926 V/m; Power Drift = 0.03 dB
Peak SAR (extrapolated) = 0.667 W/kg
SAR(1 g) = 0.292 W/kg; SAR(10 g) = 0.151 W/kg
Smallest distance from peaks to all points 3 dB below = 8.1 mm
Ratio of SAR at M2 to SAR at M1 = 43.1%
Maximum value of SAR (measured) = 0.498 W/kg

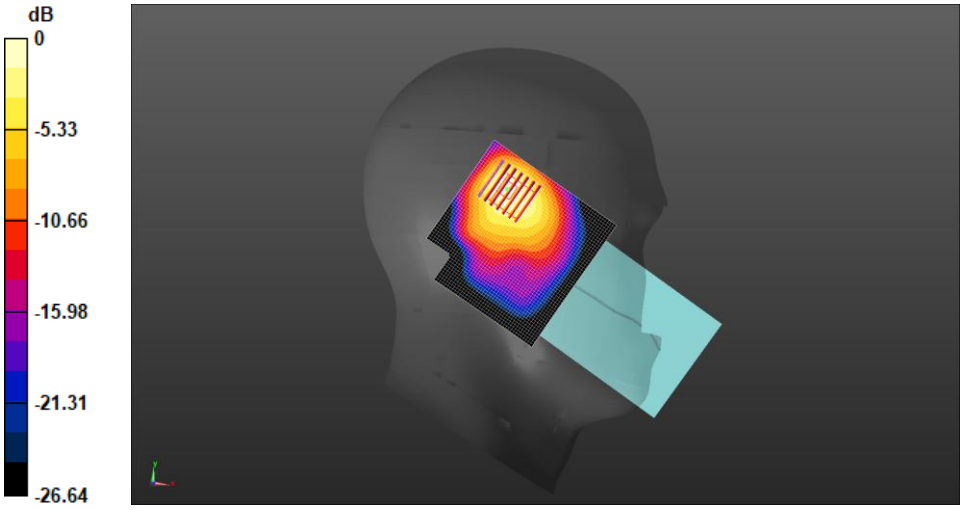

0 dB = 0.498 W/kg = -3.03 dBW/kg

Date: 12/18/2025
Test Laboratory: Intertek Service

DUT: Mobile Phone; Type: A675L; Serial: SZR012500514-2

Communication System: UID 0, IEEE 802.11a WiFi 5GHz (0); Frequency: 5240 MHz;Duty Cycle: 1:1
Medium parameters used: f = 5240 MHz; σ = 4.582 S/m; ε_r = 34.73; ρ = 1000 kg/m^3
Phantom section: Left Section

DASY5 Configuration:

- Probe: EX3DV4 - SN7322; ConvF(5.35, 5.35, 5.35) @ 5240 MHz; Calibrated: 2025/4/21
- Sensor-Surface: 3mm (Mechanical Surface Detection)
- Electronics: DAE4 Sn1473; Calibrated: 2025/4/21
- Phantom: SAM 2 V5.0 (30deg); Type: QD 000 P40 CD; Serial: 1891
- DASY52 52.10.4(1535); SEMCAD X 14.6.14(7501)

5.2G WIFI Left Tilted/High Channel/Area Scan (41x51x1): Interpolated grid: dx=1.000 mm, dy=1.000 mm
Maximum value of SAR (interpolated) = 0.492 W/kg

5.2G WIFI Left Tilted/High Channel/Zoom Scan (7x7x7)/Cube 0: Measurement grid: dx=4mm, dy=4mm, dz=2mm
Reference Value = 4.187 V/m; Power Drift = -0.09 dB
Peak SAR (extrapolated) = 1.53 W/kg
SAR(1 g) = 0.266 W/kg; SAR(10 g) = 0.075 W/kg
Smallest distance from peaks to all points 3 dB below = 4.8 mm
Ratio of SAR at M2 to SAR at M1 = 47.7%
Maximum value of SAR (measured) = 0.629 W/kg



0 dB = 0.629 W/kg = -2.01 dBW/kg

Date: 12/19/2025
Test Laboratory: Intertek Service

DUT: Mobile Phone; Type: A675L; Serial: SZR012500514-2

Communication System: UID 0, IEEE 802.11a WiFi 5GHz (0); Frequency: 5260 MHz;Duty Cycle: 1:1
Medium parameters used: f = 5260 MHz; σ = 4.602 S/m; ε_r = 34.697; ρ = 1000 kg/m^3
Phantom section: Left Section

DASY5 Configuration:

- Probe: EX3DV4 - SN7322; ConvF(5.35, 5.35, 5.35) @ 5260 MHz; Calibrated: 2025/4/21
- Sensor-Surface: 3mm (Mechanical Surface Detection)
- Electronics: DAE4 Sn1473; Calibrated: 2025/4/21
- Phantom: SAM 1 V5.0 (30deg); Type: QD 000 P40 CD; Serial: 1888
- DASY52 52.10.4(1535); SEMCAD X 14.6.14(7501)

5.3G WIFI Left Tilted/Low Channel/Area Scan (41x51x1): Interpolated grid: dx=1.000 mm, dy=1.000 mm
Maximum value of SAR (interpolated) = 0.531 W/kg

5.3G WIFI Left Tilted/Low Channel/Zoom Scan (7x7x7)/Cube 0: Measurement grid: dx=4mm, dy=4mm, dz=2mm
Reference Value = 3.770 V/m; Power Drift = 0.08 dB
Peak SAR (extrapolated) = 1.17 W/kg
SAR(1 g) = 0.288 W/kg; SAR(10 g) = 0.081 W/kg
Smallest distance from peaks to all points 3 dB below = 4.3 mm
Ratio of SAR at M2 to SAR at M1 = 41.6%
Maximum value of SAR (measured) = 0.705 W/kg

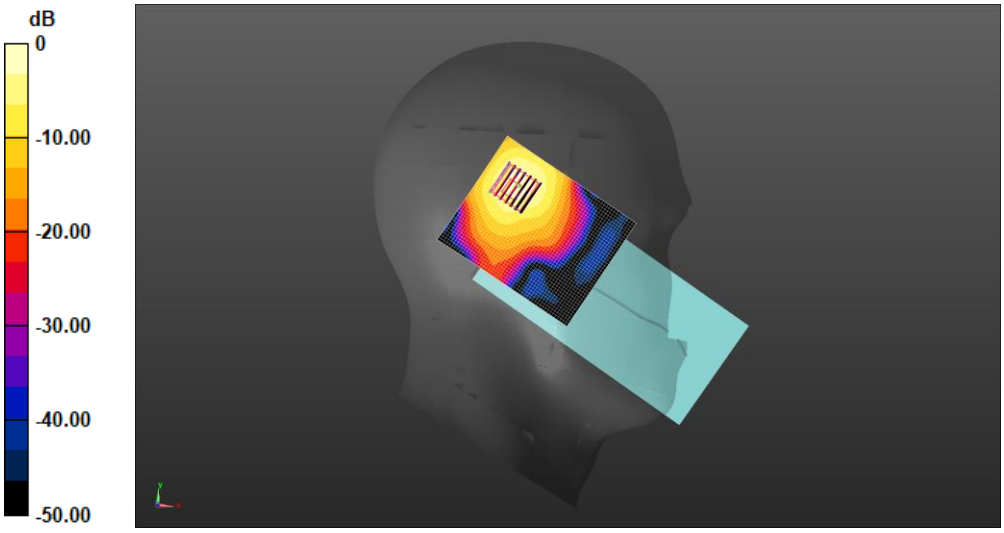

0 dB = 0.705 W/kg = -1.52 dBW/kg

Date: 12/19/2025
Test Laboratory: Intertek Service

DUT: Mobile Phone; Type: A675L; Serial: SZR012500514-2

Communication System: UID 0, IEEE 802.11a WiFi 5GHz (0); Frequency: 5500 MHz;Duty Cycle: 1:1
Medium parameters used: f = 5500 MHz; σ = 4.86 S/m; ε_r = 34.372; ρ = 1000 kg/m^3
Phantom section: Left Section

DASY5 Configuration:

- Probe: EX3DV4 - SN7322; ConvF(4.8, 4.8, 4.8) @ 5500 MHz; Calibrated: 2025/4/21
- Sensor-Surface: 3mm (Mechanical Surface Detection)
- Electronics: DAE4 Sn1473; Calibrated: 2025/4/21
- Phantom: SAM 1 V5.0 (30deg); Type: QD 000 P40 CD; Serial: 1888
- DASY52 52.10.4(1535); SEMCAD X 14.6.14(7501)

5.6G WIFI Left Tilted/Low Channel/Area Scan (41x51x1): Interpolated grid: dx=1.000 mm, dy=1.000 mm
Maximum value of SAR (interpolated) = 0.662 W/kg

5.6G WIFI Left Tilted/Low Channel/Zoom Scan (7x7x7)/Cube 0: Measurement grid: dx=4mm, dy=4mm, dz=2mm
Reference Value = 3.163 V/m; Power Drift = 0.13 dB
Peak SAR (extrapolated) = 1.88 W/kg
SAR(1 g) = 0.344 W/kg; SAR(10 g) = 0.105 W/kg
Smallest distance from peaks to all points 3 dB below = 4.8 mm
Ratio of SAR at M2 to SAR at M1 = 40.4%
Maximum value of SAR (measured) = 0.863 W/kg



0 dB = 0.863 W/kg = -0.64 dBW/kg

Date: 12/19/2025
Test Laboratory: Intertek Service

DUT: Mobile Phone; Type: A675L; Serial: SZR012500514-2

Communication System: UID 0, IEEE 802.11a WiFi 5GHz (0); Frequency: 5785 MHz;Duty Cycle: 1:1
Medium parameters used (interpolated): f = 5785 MHz; σ = 5.172 S/m; ε_r = 33.972; ρ = 1000 kg/m^3
Phantom section: Left Section

DASY5 Configuration:

- Probe: EX3DV4 - SN7322; ConvF(4.9, 4.9, 4.9) @ 5785 MHz; Calibrated: 2025/4/21
- Sensor-Surface: 3mm (Mechanical Surface Detection)
- Electronics: DAE4 Sn1473; Calibrated: 2025/4/21
- Phantom: SAM 2 V5.0 (30deg); Type: QD 000 P40 CD; Serial: 1891
- DASY52 52.10.4(1535); SEMCAD X 14.6.14(7501)

5.8G WIFI Left Cheek/Middle Channel/Area Scan (41x51x1): Interpolated grid: dx=1.000 mm, dy=1.000 mm
Maximum value of SAR (interpolated) = 0.692 W/kg

5.8G WIFI Left Cheek/Middle Channel/Zoom Scan (7x7x7)/Cube 0: Measurement grid: dx=4mm, dy=4mm, dz=2mm
Reference Value = 0 V/m; Power Drift = 0.00 dB
Peak SAR (extrapolated) = 1.40 W/kg
SAR(1 g) = 0.349 W/kg; SAR(10 g) = 0.092 W/kg
Smallest distance from peaks to all points 3 dB below = 5.7 mm
Ratio of SAR at M2 to SAR at M1 = 46.9%
Maximum value of SAR (measured) = 0.901 W/kg



0 dB = 0.901 W/kg = -0.45 dBW/kg

Date: 12/15/2025
Test Laboratory: Intertek Service

DUT: Mobile Phone; Type: A675L; Serial: SZR012500514-2

Communication System: UID 0, GPRS(3 Slots) (0); Frequency: 836.6 MHz;Duty Cycle: 1:2.77971
Medium parameters used (interpolated): f = 836.6 MHz; σ = 0.882 S/m; ε_r = 42.683; ρ = 1000 kg/m^3
Phantom section: Flat Section

DASY5 Configuration:

- Probe: EX3DV4 - SN7322; ConvF(9.8, 9.8, 9.8) @ 836.6 MHz; Calibrated: 2025/4/21
- Sensor-Surface: 1.4mm (Mechanical Surface Detection), Sensor-Surface: 3mm (Mechanical Surface Detection)
- Electronics: DAE4 Sn1473; Calibrated: 2025/4/21
- Phantom: SAM 1 V5.0 (30deg); Type: QD 000 P40 CD; Serial: 1888
- DASY52 52.10.1(1476); SEMCAD X 14.6.14(7501)

GPRS 850 3Slots Body Back/Middle Channel/Area Scan (51x51x1): Interpolated grid: dx=1.500 mm, dy=1.500 mm
Maximum value of SAR (interpolated) = 0.573 W/kg

GPRS 850 3Slots Body Back/Middle Channel/Zoom Scan (5x5x7)/Cube 0: Measurement grid: dx=8mm, dy=8mm, dz=5mm
Reference Value = 17.33 V/m; Power Drift = 0.05 dB
Peak SAR (extrapolated) = 0.689 W/kg
SAR(1 g) = 0.391 W/kg; SAR(10 g) = 0.246 W/kg
Smallest distance from peaks to all points 3 dB below = 12.2 mm
Ratio of SAR at M2 to SAR at M1 = 56.7%
Maximum value of SAR (measured) = 0.546 W/kg

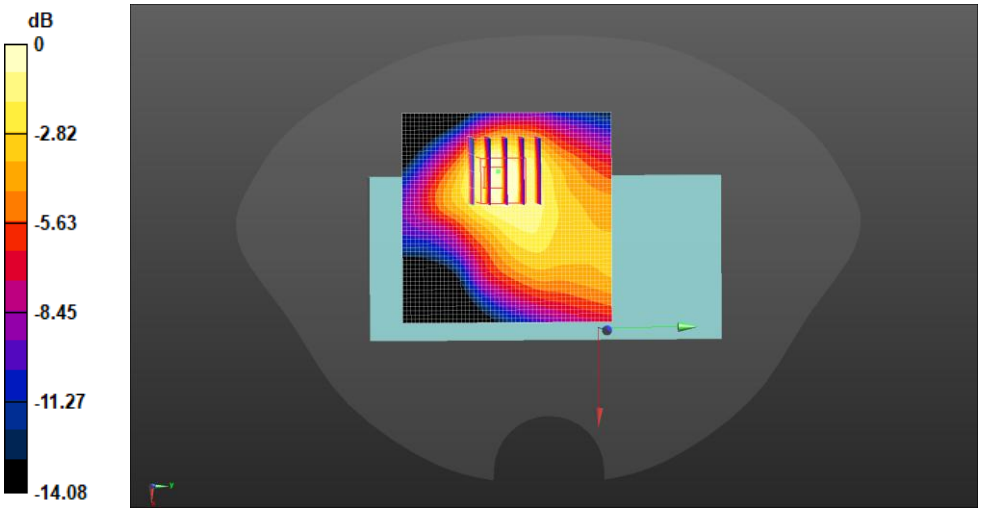

0 dB = 0.546 W/kg = -2.62 dBW/kg

Date: 12/15/2025
Test Laboratory: Intertek Service

DUT: Mobile Phone; Type: A675L; Serial: SZR012500514-2

Communication System: UID 0, GPRS(3 Slots) (0); Frequency: 1909.8 MHz;Duty Cycle: 1:2.77971
Medium parameters used: f = 1910 MHz; σ = 1.423 S/m; ε_r = 39.132; ρ = 1000 kg/m^3
Phantom section: Flat Section

DASY5 Configuration:

- Probe: EX3DV4 - SN7322; ConvF(8.1, 8.1, 8.1) @ 1909.8 MHz; Calibrated: 2025/4/21
- Sensor-Surface: 3mm (Mechanical Surface Detection)
- Electronics: DAE4 Sn1473; Calibrated: 2025/4/21
- Phantom: SAM 1 V5.0 (30deg); Type: QD 000 P40 CD; Serial: 1888
- DASY52 52.10.1(1476); SEMCAD X 14.6.14(7501)

GPRS 1900 3Slots Body Back/High Channel/Area Scan (51x51x1): Interpolated grid: dx=1.500 mm, dy=1.500 mm
Maximum value of SAR (interpolated) = 0.523 W/kg

GPRS 1900 3Slots Body Back/High Channel/Zoom Scan (5x5x7)/Cube 0: Measurement grid: dx=8mm, dy=8mm, dz=5mm
Reference Value = 8.987 V/m; Power Drift = -0.07 dB
Peak SAR (extrapolated) = 0.709 W/kg
SAR(1 g) = 0.377 W/kg; SAR(10 g) = 0.191 W/kg
Smallest distance from peaks to all points 3 dB below = 11.3 mm
Ratio of SAR at M2 to SAR at M1 = 53.9%
Maximum value of SAR (measured) = 0.572 W/kg

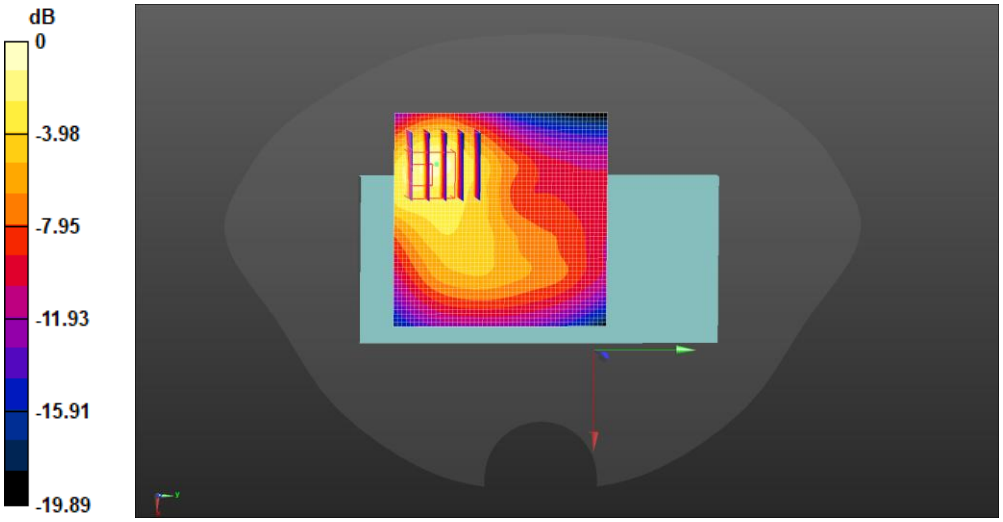

0 dB = 0.572 W/kg = -2.43 dBW/kg

Date: 12/15/2025
Test Laboratory: Intertek Service

DUT: Mobile Phone; Type: A675L; Serial: SZR012500514-2

Communication System: UID 0, UMTS-FDD(WCDMA) (0); Frequency: 836.6 MHz;Duty Cycle: 1:1
Medium parameters used (interpolated): f = 836.6 MHz; σ = 0.882 S/m; ε_r = 42.683; ρ = 1000 kg/m^3
Phantom section: Flat Section

DASY5 Configuration:

- Probe: EX3DV4 - SN7322; ConvF(9.8, 9.8, 9.8) @ 836.6 MHz; Calibrated: 2025/4/21
- Sensor-Surface: 1.4mm (Mechanical Surface Detection), Sensor-Surface: 3mm (Mechanical Surface Detection)
- Electronics: DAE4 Sn1473; Calibrated: 2025/4/21
- Phantom: SAM 1 V5.0 (30deg); Type: QD 000 P40 CD; Serial: 1888
- DASY52 52.10.1(1476); SEMCAD X 14.6.14(7501)

WCMDA 850 Body Back/Middle Channel/Area Scan (51x51x1): Interpolated grid: dx=1.500 mm, dy=1.500 mm
Maximum value of SAR (interpolated) = 0.285 W/kg

WCMDA 850 Body Back/Middle Channel/Zoom Scan (5x5x7)/Cube 0:
Measurement grid: dx=8mm, dy=8mm, dz=5mm
Reference Value = 12.99 V/m; Power Drift = 0.02 dB
Peak SAR (extrapolated) = 0.346 W/kg
SAR(1 g) = 0.185 W/kg; SAR(10 g) = 0.114 W/kg
Smallest distance from peaks to all points 3 dB below = 10.1 mm
Ratio of SAR at M2 to SAR at M1 = 53.3%
Maximum value of SAR (measured) = 0.263 W/kg

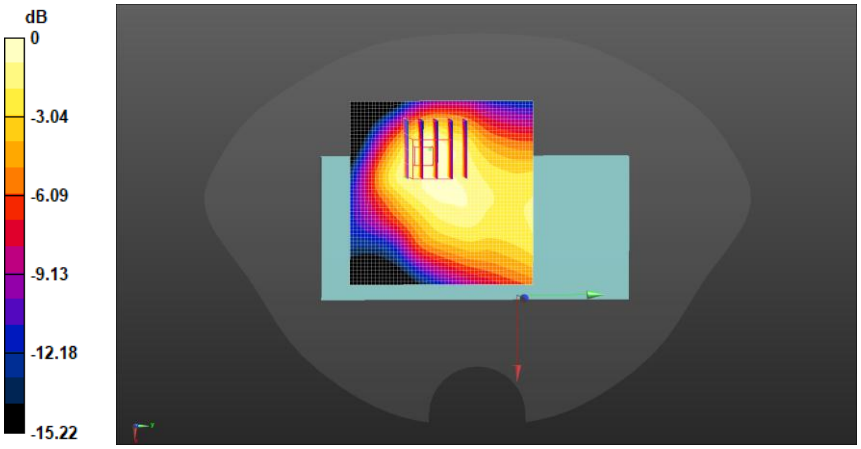

0 dB = 0.263 W/kg = -5.80 dBW/kg

Date: 12/15/2025
Test Laboratory: Intertek Service

DUT: Mobile Phone; Type: A675L; Serial: SZR012500514-2

Communication System: UID 0, LTE-FDD(USA) 20MHz 50%RB QPSK (0); Frequency: 1900 MHz;Duty Cycle: 1:1
Medium parameters used: f = 1900 MHz; σ = 1.418 S/m; ε_r = 40.135; ρ = 1000 kg/m^3
Phantom section: Flat Section

DASY5 Configuration:

- Probe: EX3DV4 - SN7322; ConvF(8.1, 8.1, 8.1) @ 1900 MHz; Calibrated: 2025/4/21
- Sensor-Surface: 3mm (Mechanical Surface Detection)
- Electronics: DAE4 Sn1473; Calibrated: 2025/4/21
- Phantom: SAM 1 V5.0 (30deg); Type: QD 000 P40 CD; Serial: 1888
- DASY52 52.10.1(1476); SEMCAD X 14.6.14(7501)

LTE Band 2 50%RB(20MHz) Body Back/High Channel/Area Scan (51x51x1):

Interpolated grid: dx=1.500 mm, dy=1.500 mm
Maximum value of SAR (interpolated) = 0.311 W/kg

LTE Band 2 50%RB(20MHz) Body Back/High Channel/Zoom Scan (5x5x7)/Cube 0:

Measurement grid: dx=8mm, dy=8mm, dz=5mm
Reference Value = 6.498 V/m; Power Drift = -0.11 dB
Peak SAR (extrapolated) = 0.432 W/kg
SAR(1 g) = 0.224 W/kg; SAR(10 g) = 0.113 W/kg
Smallest distance from peaks to all points 3 dB below = 9.7 mm
Ratio of SAR at M2 to SAR at M1 = 53.5%
Maximum value of SAR (measured) = 0.350 W/kg

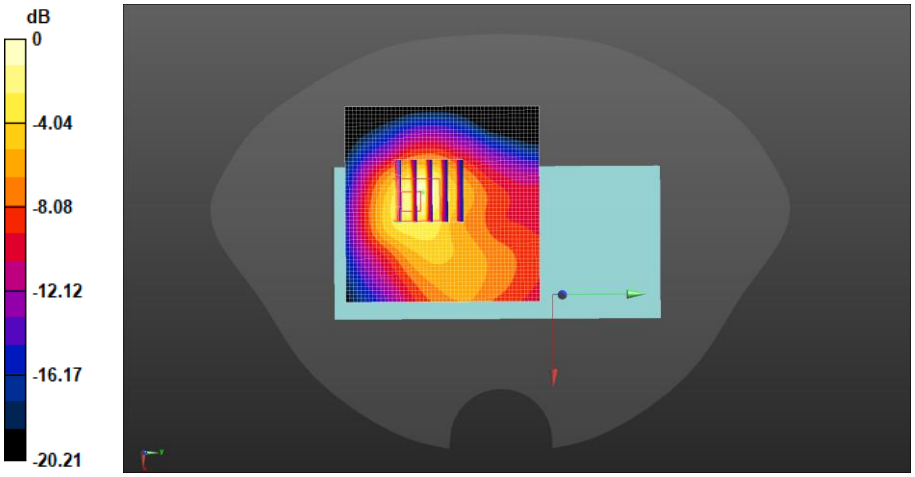

0 dB = 0.350 W/kg = -4.56 dBW/kg

Date: 12/15/2025
Test Laboratory: Intertek Service

DUT: Mobile Phone; Type: A675L; Serial: SZR012500514-2

Communication System: UID 0, LTE-FDD(USA) 1RB QPSK (0); Frequency: 1745 MHz;Duty Cycle: 1:1
Medium parameters used (interpolated): f = 1745 MHz; σ = 1.384 S/m; ε_r = 39.772; ρ = 1000 kg/m^3
Phantom section: Flat Section

DASY5 Configuration:

- Probe: EX3DV4 - SN7322; ConvF(8.45, 8.45, 8.45) @ 1745 MHz; Calibrated: 2025/4/21
- Sensor-Surface: 3mm (Mechanical Surface Detection)
- Electronics: DAE4 Sn1473; Calibrated: 2025/4/21
- Phantom: SAM 1 V5.0 (30deg); Type: QD 000 P40 CD; Serial: 1888
- DASY52 52.10.1(1476); SEMCAD X 14.6.14(7501)

LTE Band 4 1RB(20MHz) Body Back/High Channel/Area Scan (51x51x1):

Interpolated grid: dx=1.500 mm, dy=1.500 mm
Maximum value of SAR (interpolated) = 0.219 W/kg

LTE Band 4 1RB(20MHz) Body Back/High Channel/Zoom Scan (5x5x7)/Cube 0:

Measurement grid: dx=8mm, dy=8mm, dz=5mm
Reference Value = 5.560 V/m; Power Drift = 0.01 dB
Peak SAR (extrapolated) = 0.300 W/kg
SAR(1 g) = 0.158 W/kg; SAR(10 g) = 0.080 W/kg
Smallest distance from peaks to all points 3 dB below = 10.2 mm
Ratio of SAR at M2 to SAR at M1 = 55.6%
Maximum value of SAR (measured) = 0.234 W/kg



0 dB = 0.234 W/kg = -6.30 dBW/kg

Date: 12/15/2025
Test Laboratory: Intertek Service

DUT: Mobile Phone; Type: A675L; Serial: SZR012500514-2

Communication System: UID 0, LTE-FDD(USA) 1RB QPSK (0); Frequency: 836.5 MHz;Duty Cycle: 1:1
Medium parameters used (interpolated): f = 836.5 MHz; σ = 0.882 S/m; ε_r = 42.684; ρ = 1000 kg/m^3
Phantom section: Flat Section

DASY5 Configuration:

- Probe: EX3DV4 - SN7322; ConvF(9.8, 9.8, 9.8) @ 836.5 MHz; Calibrated: 2025/4/21
- Sensor-Surface: 1.4mm (Mechanical Surface Detection), Sensor-Surface: 3mm (Mechanical Surface Detection)
- Electronics: DAE4 Sn1473; Calibrated: 2025/4/21
- Phantom: SAM 1 V5.0 (30deg); Type: QD 000 P40 CD; Serial: 1888
- DASY52 52.10.1(1476); SEMCAD X 14.6.14(7501)

LTE Band 5 1RB(10MHz) Body Back/Middle Channel/Area Scan (51x51x1):

Interpolated grid: dx=1.500 mm, dy=1.500 mm
Maximum value of SAR (interpolated) = 0.209 W/kg

LTE Band 5 1RB(10MHz) Body Back/Middle Channel/Zoom Scan (5x5x7)/Cube 0:

Measurement grid: dx=8mm, dy=8mm, dz=5mm
Reference Value = 13.93 V/m; Power Drift = -0.13 dB
Peak SAR (extrapolated) = 0.261 W/kg
SAR(1 g) = 0.158 W/kg; SAR(10 g) = 0.101 W/kg
Smallest distance from peaks to all points 3 dB below: Larger than measurement grid (> 16 mm)
Ratio of SAR at M2 to SAR at M1 = 66.6%
Maximum value of SAR (measured) = 0.213 W/kg

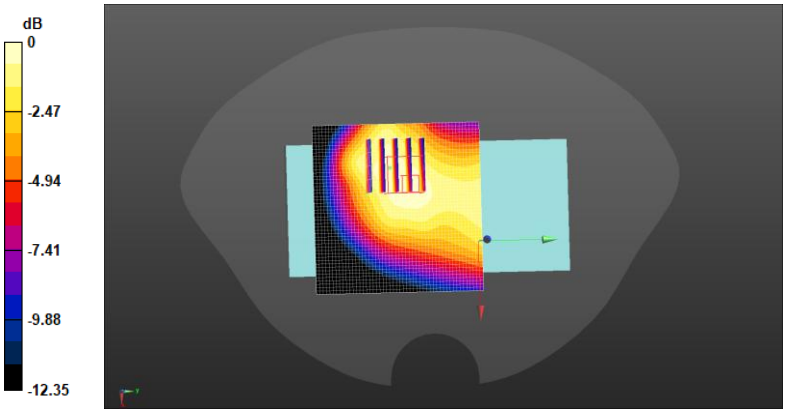

0 dB = 0.213 W/kg = -6.71 dBW/kg

Date: 12/16/2025
Test Laboratory: Intertek Service

DUT: Mobile Phone; Type: A675L; Serial: SZR012500514-2

Communication System: UID 0, LTE-FDD(USA) 1RB QPSK (0); Frequency: 2510 MHz;Duty Cycle: 1:1
Medium parameters used: f = 2510 MHz; σ = 1.885 S/m; ε_r = 38.404; ρ = 1000 kg/m^3
Phantom section: Flat Section

DASY5 Configuration:

- Probe: EX3DV4 - SN7322; ConvF(7.5, 7.5, 7.5) @ 2510 MHz; Calibrated: 2025/4/21
- Sensor-Surface: 3mm (Mechanical Surface Detection)
- Electronics: DAE4 Sn1473; Calibrated: 2025/4/21
- Phantom: SAM 1 V5.0 (30deg); Type: QD 000 P40 CD; Serial: 1888
- DASY52 52.10.1(1476); SEMCAD X 14.6.14(7501)

LTE Band 7 1RB(20MHz) Body Back/Low Channel/Area Scan (51x51x1):

Interpolated grid: dx=1.200 mm, dy=1.200 mm
Maximum value of SAR (interpolated) = 0.112 W/kg

LTE Band 7 1RB(20MHz) Body Back/Low Channel/Zoom Scan (7x7x7)/Cube 0:

Measurement grid: dx=5mm, dy=5mm, dz=5mm
Reference Value = 2.193 V/m; Power Drift = 0.09 dB
Peak SAR (extrapolated) = 0.176 W/kg
SAR(1 g) = 0.085 W/kg; SAR(10 g) = 0.041 W/kg
Smallest distance from peaks to all points 3 dB below = 9.8 mm
Ratio of SAR at M2 to SAR at M1 = 48.9%
Maximum value of SAR (measured) = 0.136 W/kg

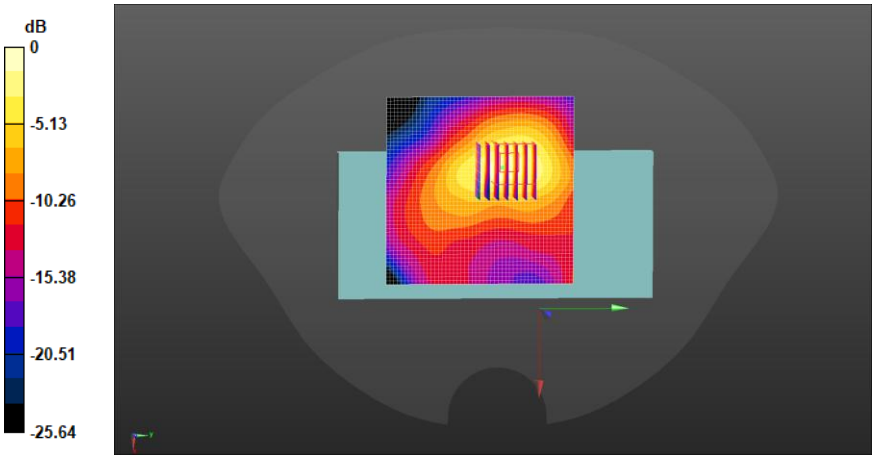

0 dB = 0.136 W/kg = -8.66 dBW/kg

Date: 12/12/2025
Test Laboratory: Intertek Service

DUT: Mobile Phone; Type: A675L; Serial: SZR012500514-2

Communication System: UID 0, LTE-FDD(USA) 1RB QPSK (0); Frequency: 707.5 MHz;Duty Cycle: 1:1
Medium parameters used (interpolated): f = 707.5 MHz; σ = 0.885 S/m; ε_r = 43.027; ρ = 1000 kg/m^3
Phantom section: Flat Section

DASY5 Configuration:

- Probe: EX3DV4 - SN7322; ConvF(10.12, 10.12, 10.12) @ 707.5 MHz; Calibrated: 2025/4/21
- Sensor-Surface: 3mm (Mechanical Surface Detection)
- Electronics: DAE4 Sn1473; Calibrated: 2025/4/21
- Phantom: SAM 1 V5.0 (30deg); Type: QD 000 P40 CD; Serial: 1888
- DASY52 52.10.1(1476); SEMCAD X 14.6.14(7501)

LTE Band 12 1RB(10MHz) Body Back/Middle Channel/Area Scan (51x51x1):

Interpolated grid: dx=1.500 mm, dy=1.500 mm
Maximum value of SAR (interpolated) = 0.214 W/kg

LTE Band 12 1RB(10MHz) Body Back/Middle Channel/Zoom Scan (5x5x7)/Cube 0:

Measurement grid: dx=8mm, dy=8mm, dz=5mm
Reference Value = 14.55 V/m; Power Drift = 0.07 dB
Peak SAR (extrapolated) = 0.235 W/kg
SAR(1 g) = 0.164 W/kg; SAR(10 g) = 0.124 W/kg
Smallest distance from peaks to all points 3 dB below: Larger than measurement grid (> 16 mm)
Ratio of SAR at M2 to SAR at M1 = 70%
Maximum value of SAR (measured) = 0.205 W/kg

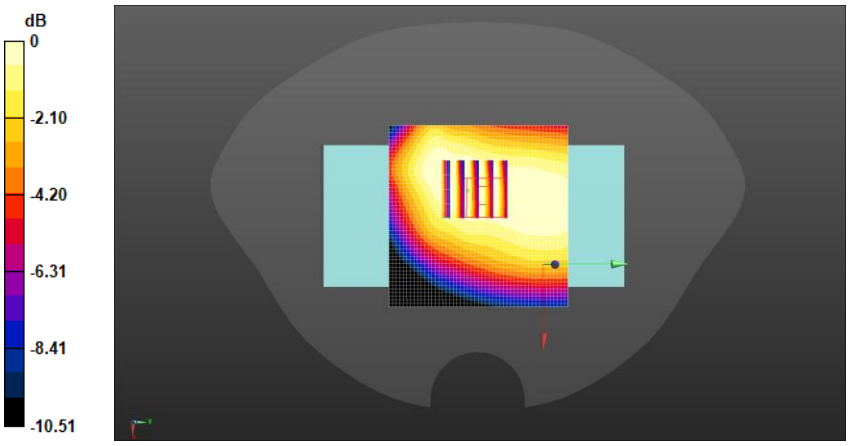

0 dB = 0.205 W/kg = -6.88 dBW/kg

Date: 12/12/2025
Test Laboratory: Intertek Service

DUT: Mobile Phone; Type: A675L; Serial: SZR012500514-2

Communication System: UID 0, LTE-FDD(USA) 1RB QPSK (0); Frequency: 710 MHz;Duty Cycle: 1:1
Medium parameters used: f = 710 MHz; σ = 0.886 S/m; ε_r = 43.019; ρ = 1000 kg/m^3
Phantom section: Flat Section

DASY5 Configuration:

- Probe: EX3DV4 - SN7322; ConvF(10.12, 10.12, 10.12) @ 710 MHz; Calibrated: 2025/4/21
- Sensor-Surface: 3mm (Mechanical Surface Detection)
- Electronics: DAE4 Sn1473; Calibrated: 2025/4/21
- Phantom: SAM 1 V5.0 (30deg); Type: QD 000 P40 CD; Serial: 1888
- DASY52 52.10.1(1476); SEMCAD X 14.6.14(7501)

LTE Band 17 1RB(10MHz) Body Back/Middle Channel/Area Scan (51x51x1):

Interpolated grid: dx=1.500 mm, dy=1.500 mm
Maximum value of SAR (interpolated) = 0.222 W/kg

LTE Band 17 1RB(10MHz) Body Back/Middle Channel/Zoom Scan (5x5x7)/Cube 0:

Measurement grid: dx=8mm, dy=8mm, dz=5mm
Reference Value = 15.09 V/m; Power Drift = -0.02 dB
Peak SAR (extrapolated) = 0.246 W/kg
SAR(1 g) = 0.172 W/kg; SAR(10 g) = 0.130 W/kg
Smallest distance from peaks to all points 3 dB below: Larger than measurement grid (> 16 mm)
Ratio of SAR at M2 to SAR at M1 = 70.1%
Maximum value of SAR (measured) = 0.215 W/kg

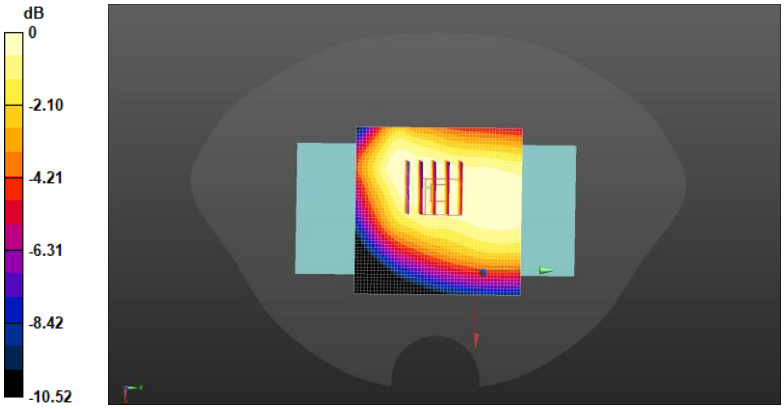

0 dB = 0.215 W/kg = -6.68 dBW/kg

Date: 12/15/2025
Test Laboratory: Intertek Service

DUT: Mobile Phone; Type: A675L; Serial: SZR012500514-2

Communication System: UID 0, LTE-FDD(USA) 1RB QPSK (0); Frequency: 831.5 MHz;Duty Cycle: 1:1
Medium parameters used (interpolated): f = 831.5 MHz; σ = 0.875 S/m; ε_r = 42.696; ρ = 1000 kg/m^3
Phantom section: Flat Section

DASY5 Configuration:

- Probe: EX3DV4 - SN7322; ConvF(9.8, 9.8, 9.8) @ 831.5 MHz; Calibrated: 2025/4/21
- Sensor-Surface: 1.4mm (Mechanical Surface Detection), Sensor-Surface: 3mm (Mechanical Surface Detection)
- Electronics: DAE4 Sn1473; Calibrated: 2025/4/21
- Phantom: SAM 1 V5.0 (30deg); Type: QD 000 P40 CD; Serial: 1888
- DASY52 52.10.1(1476); SEMCAD X 14.6.14(7501)

LTE Band 26 1RB(15MHz) Body Back/Middle Channel/Area Scan (51x51x1):

Interpolated grid: dx=1.500 mm, dy=1.500 mm
Maximum value of SAR (interpolated) = 0.247 W/kg

LTE Band 26 1RB(15MHz) Body Back/Middle Channel/Zoom Scan (5x5x7)/Cube 0:

Measurement grid: dx=8mm, dy=8mm, dz=5mm
Reference Value = 13.86 V/m; Power Drift = 0.02 dB
Peak SAR (extrapolated) = 0.299 W/kg
SAR(1 g) = 0.165 W/kg; SAR(10 g) = 0.104 W/kg
Smallest distance from peaks to all points 3 dB below = 23.8 mm
Ratio of SAR at M2 to SAR at M1 = 55.9%
Maximum value of SAR (measured) = 0.242 W/kg

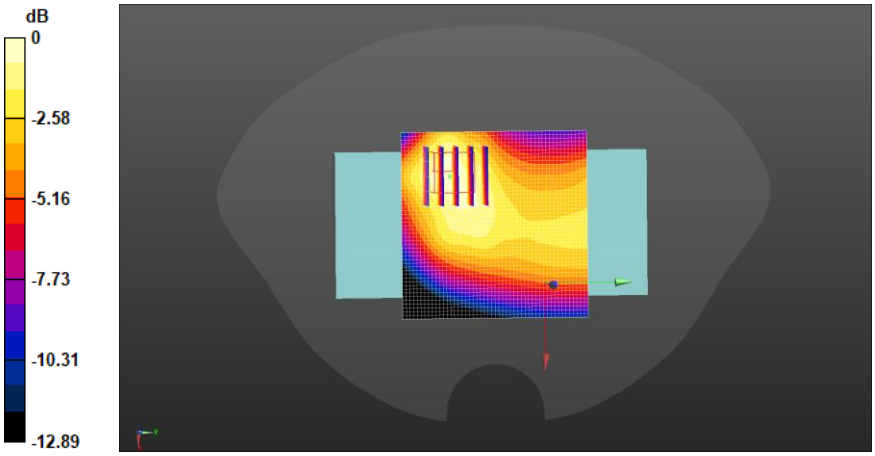

0 dB = 0.242 W/kg = -6.16 dBW/kg

Date: 12/17/2025
Test Laboratory: Intertek Service

DUT: Mobile Phone; Type: A675L; Serial: SZR012500514-2

Communication System: UID 0, LTE-TDD(USA) 20MHz 1RB QPSK (0); Frequency: 2580 MHz;Duty Cycle: 1:1.59956
Medium parameters used: f = 2580 MHz; σ = 1.998 S/m; ε_r = 38.284; ρ = 1000 kg/m^3
Phantom section: Flat Section

DASY5 Configuration:

- Probe: EX3DV4 - SN7322; ConvF(7.33, 7.33, 7.33) @ 2580 MHz; Calibrated: 2025/4/21
- Sensor-Surface: 3mm (Mechanical Surface Detection)
- Electronics: DAE4 Sn1473; Calibrated: 2025/4/21
- Phantom: SAM 1 V5.0 (30deg); Type: QD 000 P40 CD; Serial: 1888
- DASY52 52.10.1(1476); SEMCAD X 14.6.14(7501)

LTE Band 38 1RB(20MHz) Body Back/Low Channel/Area Scan (51x51x1):

Interpolated grid: dx=1.200 mm, dy=1.200 mm
Maximum value of SAR (interpolated) = 0.311 W/kg

LTE Band 38 1RB(20MHz) Body Back/Low Channel/Zoom Scan (7x7x7)/Cube 0:

Measurement grid: dx=5mm, dy=5mm, dz=5mm
Reference Value = 2.645 V/m; Power Drift = -0.03 dB
Peak SAR (extrapolated) = 0.538 W/kg
SAR(1 g) = 0.283 W/kg; SAR(10 g) = 0.144 W/kg
Smallest distance from peaks to all points 3 dB below = 10 mm
Ratio of SAR at M2 to SAR at M1 = 53.3%
Maximum value of SAR (measured) = 0.442 W/kg

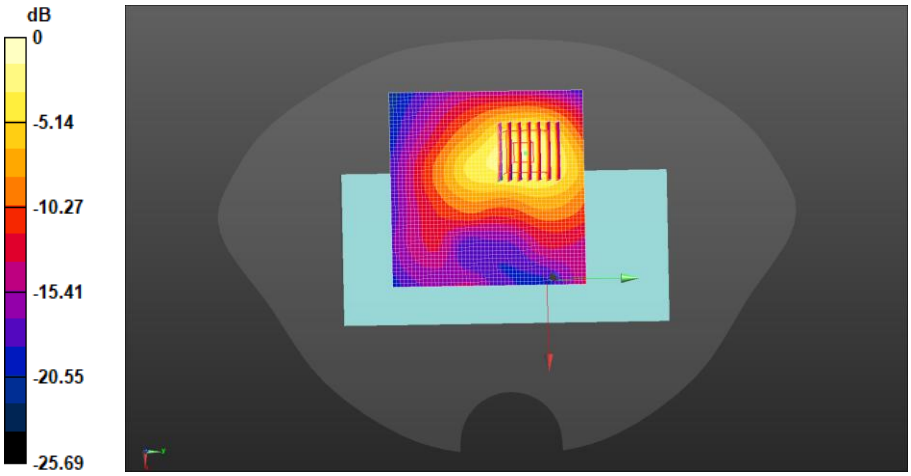

0 dB = 0.442 W/kg = -3.54 dBW/kg

Date: 12/17/2025
Test Laboratory: Intertek Service

DUT: Mobile Phone; Type: A675L; Serial: SZR012500514-2

Communication System: UID 0, LTE-TDD(USA) 20MHz 50%RB QPSK (0); Frequency: 2595 MHz;Duty Cycle: 1:1.59956
Medium parameters used (interpolated): f = 2595 MHz; σ = 1.981 S/m; ε_r = 38.675; ρ = 1000 kg/m^3
Phantom section: Flat Section

DASY5 Configuration:

- Probe: EX3DV4 - SN7322; ConvF(7.33, 7.33, 7.33) @ 2595 MHz; Calibrated: 2025/4/21
- Sensor-Surface: 3mm (Mechanical Surface Detection)
- Electronics: DAE4 Sn1473; Calibrated: 2025/4/21
- Phantom: SAM 1 V5.0 (30deg); Type: QD 000 P40 CD; Serial: 1888
- DASY52 52.10.1(1476); SEMCAD X 14.6.14(7501)

LTE Band 41 50%RB(20MHz) Body Back/Middle Channel/Area Scan (51x51x1): Interpolated grid: dx=1.200 mm, dy=1.200 mm
Maximum value of SAR (interpolated) = 0.393 W/kg

LTE Band 41 50%RB(20MHz) Body Back/Middle Channel/Zoom Scan (7x7x7)/Cube 0: Measurement grid: dx=5mm, dy=5mm, dz=5mm
Reference Value = 2.924 V/m; Power Drift = -0.05 dB
Peak SAR (extrapolated) = 0.639 W/kg
SAR(1 g) = 0.336 W/kg; SAR(10 g) = 0.170 W/kg
Smallest distance from peaks to all points 3 dB below = 10 mm
Ratio of SAR at M2 to SAR at M1 = 52.1%
Maximum value of SAR (measured) = 0.529 W/kg

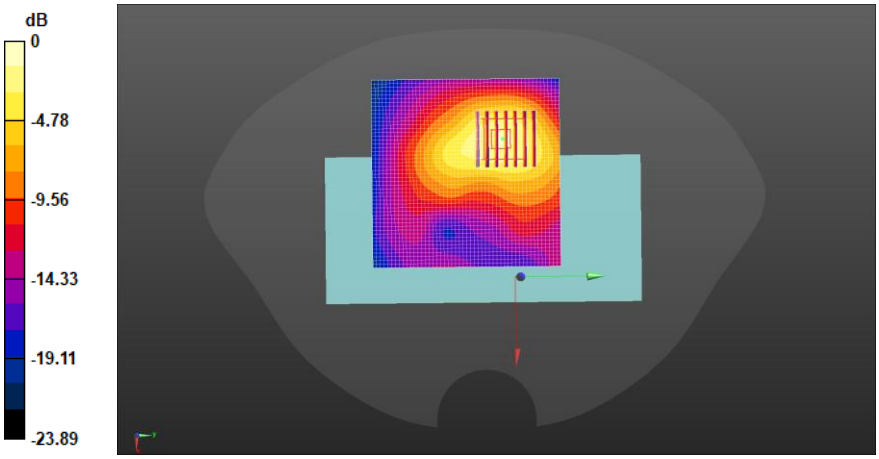

0 dB = 0.529 W/kg = -2.77 dBW/kg

Date: 12/15/2025
Test Laboratory: Intertek Service

DUT: Mobile Phone; Type: A675L; Serial: SZR012500514-2

Communication System: UID 0, LTE-FDD(USA) 20MHz 50%RB QPSK (0); Frequency: 1745 MHz;Duty Cycle: 1:1
Medium parameters used (interpolated): f = 1745 MHz; σ = 1.384 S/m; ε_r = 39.772; ρ = 1000 kg/m^3
Phantom section: Flat Section

DASY5 Configuration:

- Probe: EX3DV4 - SN7322; ConvF(8.45, 8.45, 8.45) @ 1745 MHz; Calibrated: 2025/4/21
- Sensor-Surface: 3mm (Mechanical Surface Detection)
- Electronics: DAE4 Sn1473; Calibrated: 2025/4/21
- Phantom: SAM 1 V5.0 (30deg); Type: QD 000 P40 CD; Serial: 1888
- DASY52 52.10.1(1476); SEMCAD X 14.6.14(7501)

LTE Band 66 50%RB(20MHz) Body Back/Middle Channel/Area Scan (51x51x1):

Interpolated grid: dx=1.500 mm, dy=1.500 mm
Maximum value of SAR (interpolated) = 0.216 W/kg

LTE Band 66 50%RB(20MHz) Body Back/Middle Channel/Zoom Scan (5x5x7)/Cube 0:

Measurement grid: dx=8mm, dy=8mm, dz=5mm
Reference Value = 7.573 V/m; Power Drift = -0.02 dB
Peak SAR (extrapolated) = 0.263 W/kg
SAR(1 g) = 0.140 W/kg; SAR(10 g) = 0.076 W/kg
Smallest distance from peaks to all points 3 dB below = 11.5 mm
Ratio of SAR at M2 to SAR at M1 = 53.8%
Maximum value of SAR (measured) = 0.211 W/kg

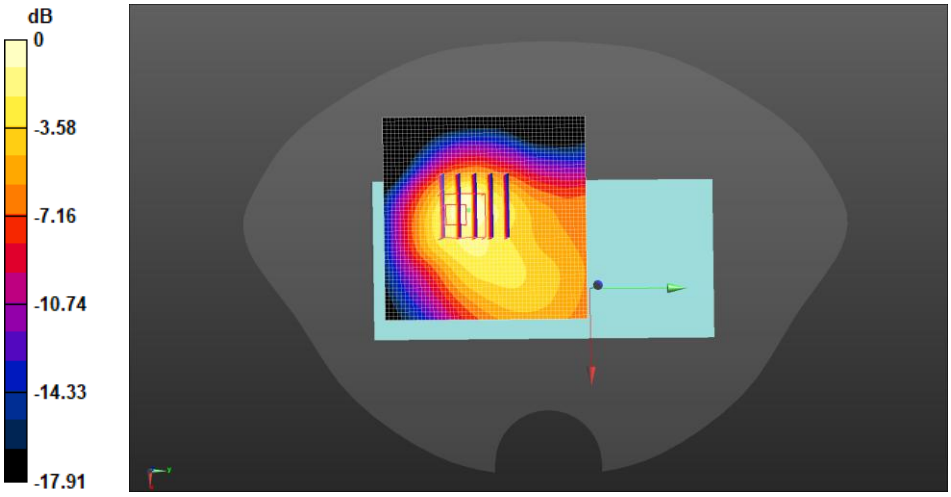

0 dB = 0.211 W/kg = -6.75 dBW/kg

Date: 12/16/2025
Test Laboratory: Intertek Service

DUT: Mobile Phone; Type: A675L; Serial: SZR012500514-2

Communication System: UID 0, IEEE 802.11b WiFi 2.4 GHz (DSSS, 1 Mbps) (0);
Frequency: 2437 MHz;Duty Cycle: 1:1
Medium parameters used (interpolated): f = 2437 MHz; σ = 1.8 S/m; ε_r = 38.525; ρ = 1000 kg/m^3
Phantom section: Flat Section

DASY5 Configuration:

- Probe: EX3DV4 - SN7322; ConvF(7.5, 7.5, 7.5) @ 2437 MHz; Calibrated: 2025/4/21
- Sensor-Surface: 3mm (Mechanical Surface Detection)
- Electronics: DAE4 Sn1473; Calibrated: 2025/4/21
- Phantom: SAM 1 V5.0 (30deg); Type: QD 000 P40 CD; Serial: 1888
- DASY52 52.10.1(1476); SEMCAD X 14.6.14(7501)

2.4G WIFI Body Back/Middle Channel/Area Scan (51x51x1): Interpolated grid: dx=1.200 mm, dy=1.200 mm
Maximum value of SAR (interpolated) = 0.160 W/kg

2.4G WIFI Body Back/Middle Channel/Zoom Scan (7x7x7)/Cube 0:
Measurement grid: dx=5mm, dy=5mm, dz=5mm
Reference Value = 4.425 V/m; Power Drift = -0.04 dB
Peak SAR (extrapolated) = 0.187 W/kg
SAR(1 g) = 0.098 W/kg; SAR(10 g) = 0.052 W/kg
Smallest distance from peaks to all points 3 dB below = 13 mm
Ratio of SAR at M2 to SAR at M1 = 51%
Maximum value of SAR (measured) = 0.152 W/kg

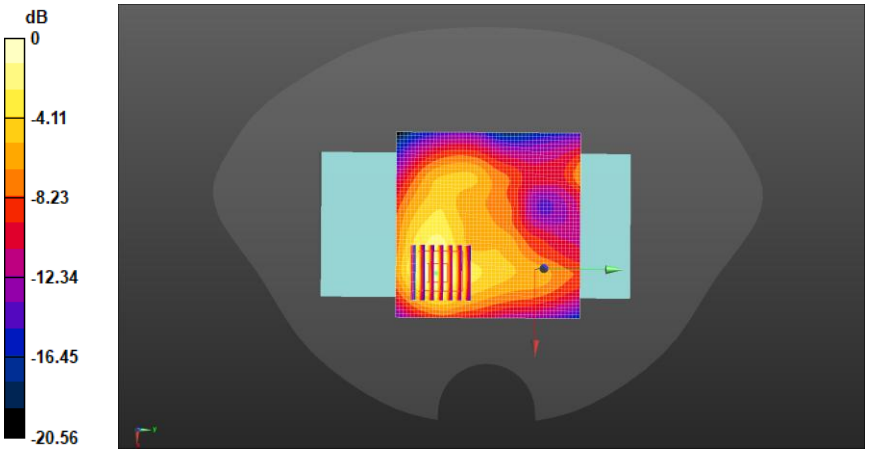

0 dB = 0.160 W/kg = -7.96 dBW/kg

Date: 12/18/2025
Test Laboratory: Intertek Service

DUT: Mobile Phone; Type: A675L; Serial: SZR012500514-2

Communication System: UID 0, IEEE 802.11a WiFi 5GHz (0); Frequency: 5240 MHz;Duty Cycle: 1:1
Medium parameters used: f = 5240 MHz; σ = 4.582 S/m; ε_r = 34.73; ρ = 1000 kg/m^3
Phantom section: Flat Section

DASY5 Configuration:

- Probe: EX3DV4 - SN7322; ConvF(5.35, 5.35, 5.35) @ 5240 MHz; Calibrated: 2025/4/21
- Sensor-Surface: 3mm (Mechanical Surface Detection)
- Electronics: DAE4 Sn1473; Calibrated: 2025/4/21
- Phantom: SAM 2 V5.0 (30deg); Type: QD 000 P40 CD; Serial: 1891
- DASY52 52.10.4(1535); SEMCAD X 14.6.14(7501)

5.2G WIFI Body Back/High Channel/Area Scan (51x51x1): Interpolated grid: dx=1.000 mm, dy=1.000 mm
Maximum value of SAR (interpolated) = 0.429 W/kg

5.2G WIFI Body Back/High Channel/Zoom Scan (7x7x7)/Cube 0:
Measurement grid: dx=4mm, dy=4mm, dz=2mm
Reference Value = 0.7140 V/m; Power Drift = -0.02 dB
Peak SAR (extrapolated) = 0.685 W/kg
SAR(1 g) = 0.206 W/kg; SAR(10 g) = 0.065 W/kg
Smallest distance from peaks to all points 3 dB below = 8 mm
Ratio of SAR at M2 to SAR at M1 = 46%
Maximum value of SAR (measured) = 0.460 W/kg

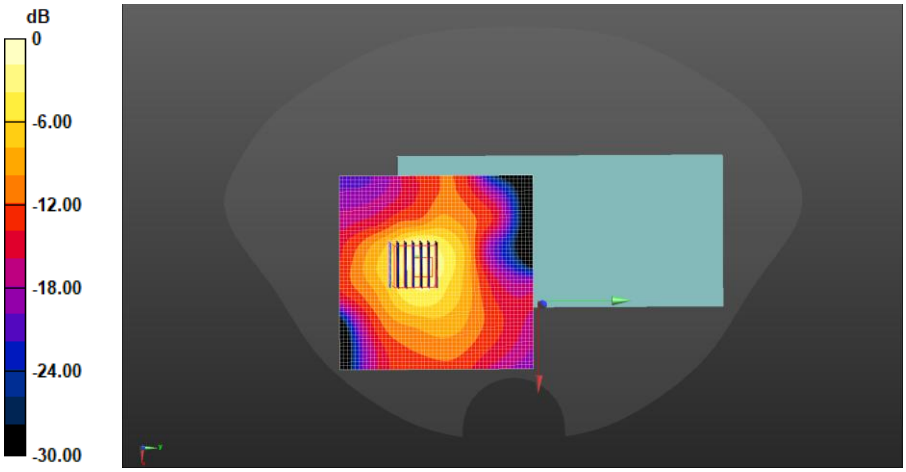

0 dB = 0.460 W/kg = -3.37 dBW/kg

Date: 12/19/2025
Test Laboratory: Intertek Service

DUT: Mobile Phone; Type: A675L; Serial: SZR012500514-2

Communication System: UID 0, IEEE 802.11a WiFi 5GHz (0); Frequency: 5260 MHz;Duty Cycle: 1:1
Medium parameters used: f = 5260 MHz; σ = 4.602 S/m; ε_r = 34.697; ρ = 1000 kg/m^3
Phantom section: Flat Section

DASY5 Configuration:

- Probe: EX3DV4 - SN7322; ConvF(5.35, 5.35, 5.35) @ 5260 MHz; Calibrated: 2025/4/21
- Sensor-Surface: 3mm (Mechanical Surface Detection)
- Electronics: DAE4 Sn1473; Calibrated: 2025/4/21
- Phantom: SAM 1 V5.0 (30deg); Type: QD 000 P40 CD; Serial: 1888
- DASY52 52.10.4(1535); SEMCAD X 14.6.14(7501)

5.3G WIFI Body Back/Low Channel/Area Scan (51x51x1): Interpolated grid: dx=1.000 mm, dy=1.000 mm
Maximum value of SAR (interpolated) = 0.348 W/kg

5.3G WIFI Body Back/Low Channel/Zoom Scan (7x7x7)/Cube 0:
Measurement grid: dx=4mm, dy=4mm, dz=2mm
Reference Value = 0.6040 V/m; Power Drift = -0.12 dB
Peak SAR (extrapolated) = 1.23 W/kg
SAR(1 g) = 0.321 W/kg; SAR(10 g) = 0.091 W/kg
Smallest distance from peaks to all points 3 dB below = 7.4 mm
Ratio of SAR at M2 to SAR at M1 = 44%
Maximum value of SAR (measured) = 0.736 W/kg



0 dB = 0.736 W/kg = -1.33 dBW/kg

Date: 12/19/2025
Test Laboratory: Intertek Service

DUT: Mobile Phone; Type: A675L; Serial: SZR012500514-2

Communication System: UID 0, IEEE 802.11a WiFi 5GHz (0); Frequency: 5500 MHz;Duty Cycle: 1:1
Medium parameters used: f = 5500 MHz; σ = 4.86 S/m; ε_r = 34.372; ρ = 1000 kg/m^3
Phantom section: Flat Section

DASY5 Configuration:

- Probe: EX3DV4 - SN7322; ConvF(4.8, 4.8, 4.8) @ 5500 MHz; Calibrated: 2025/4/21
- Sensor-Surface: 3mm (Mechanical Surface Detection)
- Electronics: DAE4 Sn1473; Calibrated: 2025/4/21
- Phantom: SAM 1 V5.0 (30deg); Type: QD 000 P40 CD; Serial: 1888
- DASY52 52.10.4(1535); SEMCAD X 14.6.14(7501)

5.6G WIFI Body Back/Low Channel/Area Scan (51x51x1): Interpolated grid: dx=1.000 mm, dy=1.000 mm
Maximum value of SAR (interpolated) = 0.529 W/kg

5.6G WIFI Body Back/Low Channel/Zoom Scan (7x7x7)/Cube 0:
Measurement grid: dx=4mm, dy=4mm, dz=2mm
Reference Value = 2.273 V/m; Power Drift = -0.09 dB
Peak SAR (extrapolated) = 1.49 W/kg
SAR(1 g) = 0.436 W/kg; SAR(10 g) = 0.137 W/kg
Smallest distance from peaks to all points 3 dB below = 9.3 mm
Ratio of SAR at M2 to SAR at M1 = 44.6%
Maximum value of SAR (measured) = 0.972 W/kg

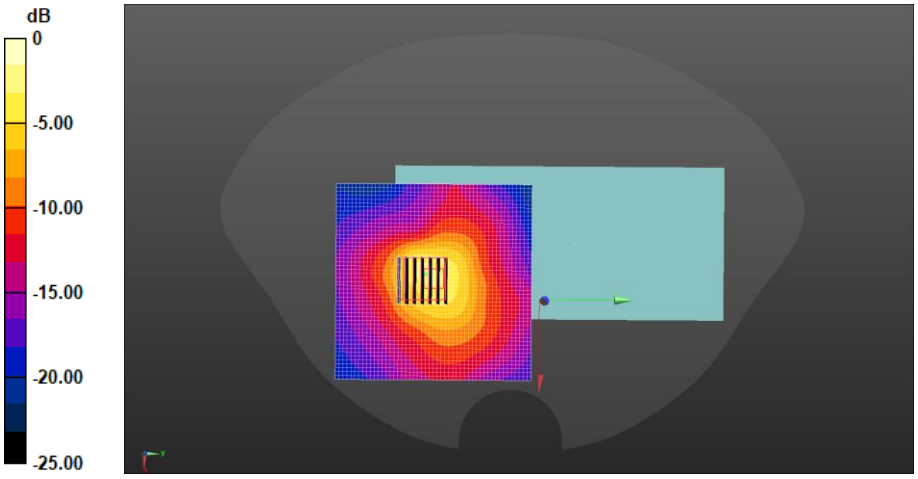

0 dB = 0.972 W/kg = -0.12 dBW/kg

Date: 12/19/2025
Test Laboratory: Intertek Service

DUT: Mobile Phone; Type: A675L; Serial: SZR012500514-2

Communication System: UID 0, IEEE 802.11a WiFi 5GHz (0); Frequency: 5785 MHz;Duty Cycle: 1:1
Medium parameters used (interpolated): f = 5785 MHz; σ = 5.172 S/m; ε_r = 33.972; ρ = 1000 kg/m^3
Phantom section: Flat Section

DASY5 Configuration:

- Probe: EX3DV4 - SN7322; ConvF(4.9, 4.9, 4.9) @ 5785 MHz; Calibrated: 2025/4/21
- Sensor-Surface: 3mm (Mechanical Surface Detection)
- Electronics: DAE4 Sn1473; Calibrated: 2025/4/21
- Phantom: SAM 2 V5.0 (30deg); Type: QD 000 P40 CD; Serial: 1891
- DASY52 52.10.4(1535); SEMCAD X 14.6.14(7501)

5.8G WIFI Body Back/Middle Channel/Area Scan (51x51x1): Interpolated grid: dx=1.000 mm, dy=1.000 mm
Maximum value of SAR (interpolated) = 0.878 W/kg

5.8G WIFI Body Back/Middle Channel/Zoom Scan (7x7x7)/Cube 0:
Measurement grid: dx=4mm, dy=4mm, dz=2mm
Reference Value = 1.087 V/m; Power Drift = 0.06 dB
Peak SAR (extrapolated) = 1.75 W/kg
SAR(1 g) = 0.408 W/kg; SAR(10 g) = 0.129 W/kg
Smallest distance from peaks to all points 3 dB below = 8.5 mm
Ratio of SAR at M2 to SAR at M1 = 48.4%
Maximum value of SAR (measured) = 1.02 W/kg



0 dB = 1.02 W/kg = 0.09 dBW/kg

Date: 12/15/2025
Test Laboratory: Intertek Service

DUT: Mobile Phone; Type: A675L; Serial: SZR012500514-2

Communication System: UID 0, GPRS(3 Slots) (0); Frequency: 1909.8 MHz;Duty Cycle: 1:2.77971
Medium parameters used: f = 1910 MHz; σ = 1.423 S/m; ε_r = 39.132; ρ = 1000 kg/m^3
Phantom section: Flat Section

DASY5 Configuration:

- Probe: EX3DV4 - SN7322; ConvF(8.1, 8.1, 8.1) @ 1909.8 MHz; Calibrated: 2025/4/21
- Sensor-Surface: 3mm (Mechanical Surface Detection)
- Electronics: DAE4 Sn1473; Calibrated: 2025/4/21
- Phantom: SAM 1 V5.0 (30deg); Type: QD 000 P40 CD; Serial: 1888
- DASY52 52.10.1(1476); SEMCAD X 14.6.14(7501)

GPRS 1900 3Slots Body Top/High Channel/Area Scan (51x51x1):

Interpolated grid: dx=1.500 mm, dy=1.500 mm
Maximum value of SAR (interpolated) = 1.03 W/kg

GPRS 1900 3Slots Body Top/High Channel/Zoom Scan (5x5x7)/Cube 0:

Measurement grid: dx=8mm, dy=8mm, dz=5mm
Reference Value = 22.18 V/m; Power Drift = 0.03 dB
Peak SAR (extrapolated) = 1.43 W/kg
SAR(1 g) = 0.705 W/kg; SAR(10 g) = 0.334 W/kg
Smallest distance from peaks to all points 3 dB below = 8 mm
Ratio of SAR at M2 to SAR at M1 = 52.9%
Maximum value of SAR (measured) = 1.01 W/kg

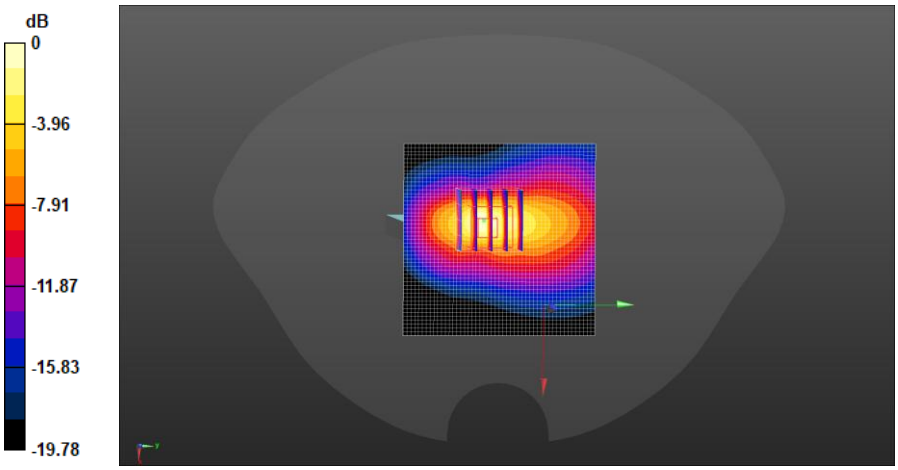

0 dB = 1.01 W/kg = 0.05 dBW/kg

Date: 12/19/2025
Test Laboratory: Intertek Service

DUT: Mobile Phone; Type: A675L; Serial: SZR012500514-2

Communication System: UID 0, UMTS-FDD(WCDMA) (0); Frequency: 1907.6 MHz;Duty Cycle: 1:1
Medium parameters used (interpolated): f = 1907.6 MHz; σ = 1.422 S/m; ε_r = 39.373; ρ = 1000 kg/m^3
Phantom section: Flat Section

DASY5 Configuration:

- Probe: EX3DV4 - SN7322; ConvF(8.1, 8.1, 8.1) @ 1907.6 MHz; Calibrated: 2025/4/21
- Sensor-Surface: 3mm (Mechanical Surface Detection)
- Electronics: DAE4 Sn1473; Calibrated: 2025/4/21
- Phantom: SAM 1 V5.0 (30deg); Type: QD 000 P40 CD; Serial: 1888
- DASY52 52.10.1(1476); SEMCAD X 14.6.14(7501)

WCMDA 1900 Body Top/High Channel/Area Scan (51x51x1): Interpolated grid: dx=1.500 mm, dy=1.500 mm
Maximum value of SAR (interpolated) = 0.394 W/kg

WCMDA 1900 Body Top/High Channel/Zoom Scan (5x5x7)/Cube 0:
Measurement grid: dx=8mm, dy=8mm, dz=5mm
Reference Value = 9.571 V/m; Power Drift = 0.04 dB
Peak SAR (extrapolated) = 0.543 W/kg
SAR(1 g) = 0.270 W/kg; SAR(10 g) = 0.128 W/kg
Smallest distance from peaks to all points 3 dB below = 8 mm
Ratio of SAR at M2 to SAR at M1 = 51.6%
Maximum value of SAR (measured) = 0.431 W/kg

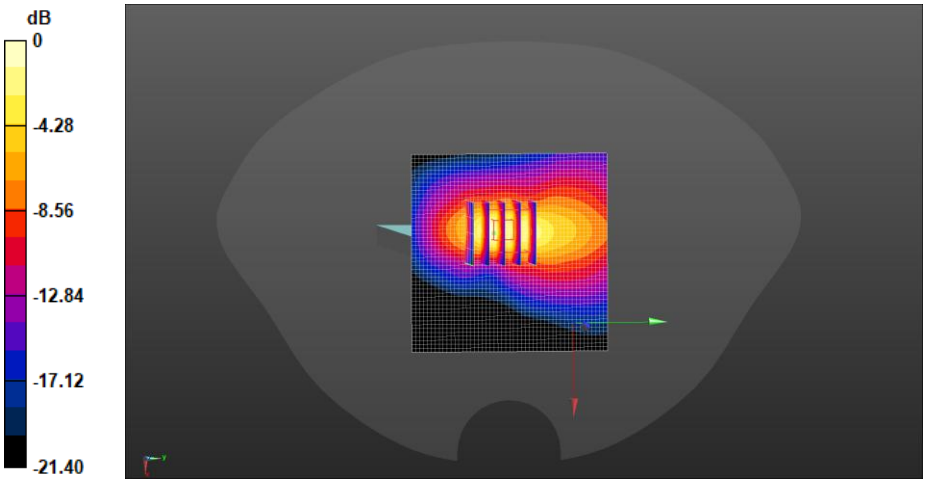

0 dB = 0.431 W/kg = -3.66 dBW/kg

Date: 12/15/2025
Test Laboratory: Intertek Service

DUT: Mobile Phone; Type: A675L; Serial: SZR012500514-2

Communication System: UID 0, UMTS-FDD(WCDMA) (0); Frequency: 1712.4 MHz;Duty Cycle: 1:1
Medium parameters used (interpolated): f = 1712.4 MHz; σ = 1.388 S/m; ε_r = 39.332; ρ = 1000 kg/m^3
Phantom section: Flat Section

DASY5 Configuration:

- Probe: EX3DV4 - SN7322; ConvF(8.45, 8.45, 8.45) @ 1712.4 MHz; Calibrated: 2025/4/21
- Sensor-Surface: 3mm (Mechanical Surface Detection)
- Electronics: DAE4 Sn1473; Calibrated: 2025/4/21
- Phantom: SAM 1 V5.0 (30deg); Type: QD 000 P40 CD; Serial: 1888
- DASY52 52.10.1(1476); SEMCAD X 14.6.14(7501)

WCMDA 1700 Body Top/High Channel/Area Scan (51x51x1): Interpolated grid: dx=1.500 mm, dy=1.500 mm
Maximum value of SAR (interpolated) = 0.169 W/kg

WCMDA 1700 Body Top/High Channel/Zoom Scan (5x5x7)/Cube 0:
Measurement grid: dx=8mm, dy=8mm, dz=5mm
Reference Value = 12.98 V/m; Power Drift = -0.07 dB
Peak SAR (extrapolated) = 0.353 W/kg
SAR(1 g) = 0.179 W/kg; SAR(10 g) = 0.087 W/kg
Smallest distance from peaks to all points 3 dB below = 8 mm
Ratio of SAR at M2 to SAR at M1 = 53.6%
Maximum value of SAR (measured) = 0.270 W/kg

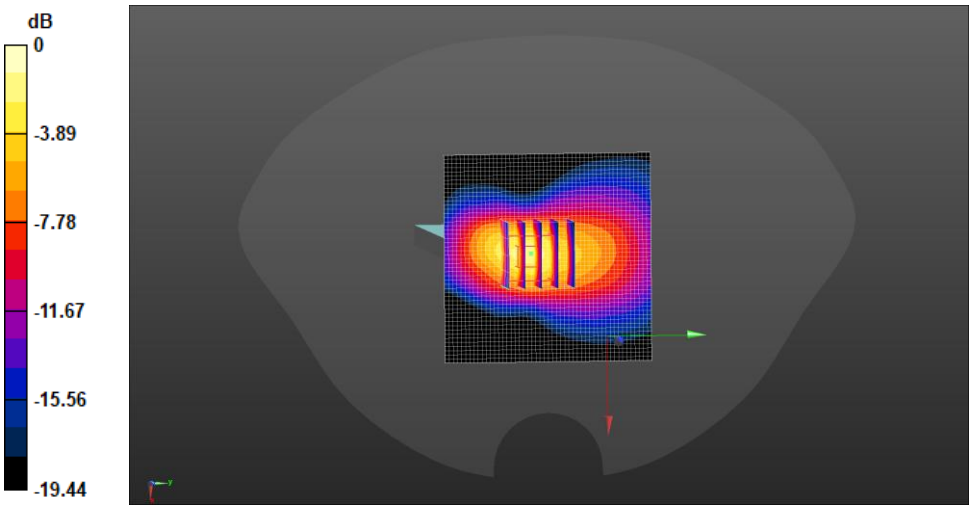

0 dB = 0.270 W/kg = -5.69 dBW/kg

Date: 12/15/2025
Test Laboratory: Intertek Service

DUT: Mobile Phone; Type: A675L; Serial: SZR012500514-2

Communication System: UID 0, UMTS-FDD(WCDMA) (0); Frequency: 836.6 MHz;Duty Cycle: 1:1
Medium parameters used (interpolated): f = 836.6 MHz; σ = 0.882 S/m; ε_r = 42.683; ρ = 1000 kg/m^3
Phantom section: Flat Section

DASY5 Configuration:

- Probe: EX3DV4 - SN7322; ConvF(9.8, 9.8, 9.8) @ 836.6 MHz; Calibrated: 2025/4/21
- Sensor-Surface: 1.4mm (Mechanical Surface Detection)
- Electronics: DAE4 Sn1473; Calibrated: 2025/4/21
- Phantom: SAM 1 V5.0 (30deg); Type: QD 000 P40 CD; Serial: 1888
- DASY52 52.10.1(1476); SEMCAD X 14.6.14(7501)

WCMDA 850 Body Top/Middle Channel/Area Scan (51x51x1): Interpolated grid: dx=1.500 mm, dy=1.500 mm
Maximum value of SAR (interpolated) = 0.288 W/kg

WCMDA 850 Body Top/Middle Channel/Zoom Scan (5x5x7)/Cube 0:
Measurement grid: dx=8mm, dy=8mm, dz=5mm
Reference Value = 16.36 V/m; Power Drift = -0.06 dB
Peak SAR (extrapolated) = 0.346 W/kg
SAR(1 g) = 0.195 W/kg; SAR(10 g) = 0.119 W/kg
Smallest distance from peaks to all points 3 dB below = 14.4 mm
Ratio of SAR at M2 to SAR at M1 = 58.1%
Maximum value of SAR (measured) = 0.285 W/kg

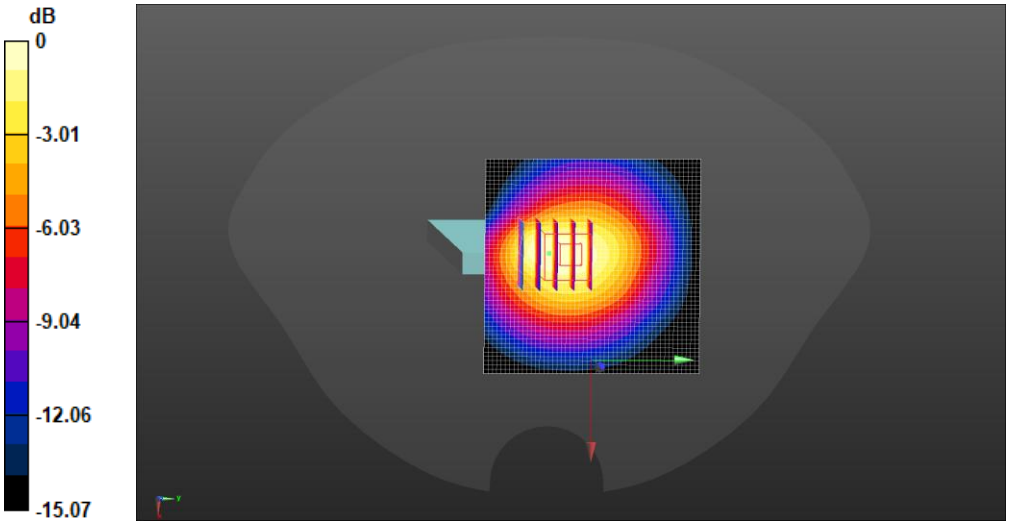

0 dB = 0.285 W/kg = -5.45 dBW/kg

Date: 12/15/2025
Test Laboratory: Intertek Service

DUT: Mobile Phone; Type: A675L; Serial: SZR012500514-2

Communication System: UID 0, LTE-FDD(USA) 1RB QPSK (0); Frequency: 1900 MHz;Duty Cycle: 1:1
Medium parameters used: f = 1900 MHz; σ = 1.418 S/m; ε_r = 40.135; ρ = 1000 kg/m^3
Phantom section: Flat Section

DASY5 Configuration:

- Probe: EX3DV4 - SN7322; ConvF(8.1, 8.1, 8.1) @ 1900 MHz; Calibrated: 2025/4/21
- Sensor-Surface: 3mm (Mechanical Surface Detection)
- Electronics: DAE4 Sn1473; Calibrated: 2025/4/21
- Phantom: SAM 1 V5.0 (30deg); Type: QD 000 P40 CD; Serial: 1888
- DASY52 52.10.1(1476); SEMCAD X 14.6.14(7501)

LTE Band 2 1RB(20MHz) Body Top/High Channel/Area Scan (51x51x1):

Interpolated grid: dx=1.500 mm, dy=1.500 mm
Maximum value of SAR (interpolated) = 0.361 W/kg

LTE Band 2 1RB(20MHz) Body Top/High Channel/Zoom Scan (5x5x7)/Cube 0:

Measurement grid: dx=8mm, dy=8mm, dz=5mm
Reference Value = 19.63 V/m; Power Drift = 0.06 dB
Peak SAR (extrapolated) = 0.728 W/kg
SAR(1 g) = 0.358 W/kg; SAR(10 g) = 0.168 W/kg
Smallest distance from peaks to all points 3 dB below = 8 mm
Ratio of SAR at M2 to SAR at M1 = 51.9%
Maximum value of SAR (measured) = 0.540 W/kg

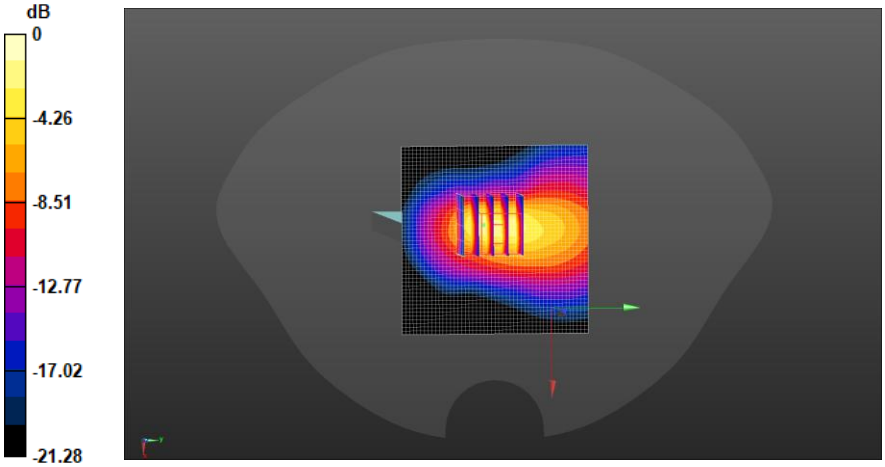

0 dB = 0.540 W/kg = -2.68 dBW/kg

Date: 12/15/2025
Test Laboratory: Intertek Service

DUT: Mobile Phone; Type: A675L; Serial: SZR012500514-2

Communication System: UID 0, LTE-FDD(USA) 1RB QPSK (0); Frequency: 1745 MHz;Duty Cycle: 1:1
Medium parameters used (interpolated): f = 1745 MHz; σ = 1.384 S/m; ε_r = 39.772; ρ = 1000 kg/m^3
Phantom section: Flat Section

DASY5 Configuration:

- Probe: EX3DV4 - SN7322; ConvF(8.45, 8.45, 8.45) @ 1745 MHz; Calibrated: 2025/4/21
- Sensor-Surface: 3mm (Mechanical Surface Detection)
- Electronics: DAE4 Sn1473; Calibrated: 2025/4/21
- Phantom: SAM 1 V5.0 (30deg); Type: QD 000 P40 CD; Serial: 1888
- DASY52 52.10.1(1476); SEMCAD X 14.6.14(7501)

LTE Band 4 1RB(20MHz) Body Top/High Channel/Area Scan (51x51x1):

Interpolated grid: dx=1.500 mm, dy=1.500 mm
Maximum value of SAR (interpolated) = 0.252 W/kg

LTE Band 4 1RB(20MHz) Body Top/High Channel/Zoom Scan (5x5x7)/Cube 0:

Measurement grid: dx=8mm, dy=8mm, dz=5mm
Reference Value = 17.08 V/m; Power Drift = 0.18 dB
Peak SAR (extrapolated) = 0.517 W/kg
SAR(1 g) = 0.258 W/kg; SAR(10 g) = 0.123 W/kg
Smallest distance from peaks to all points 3 dB below = 8 mm
Ratio of SAR at M2 to SAR at M1 = 52.2%
Maximum value of SAR (measured) = 0.407 W/kg

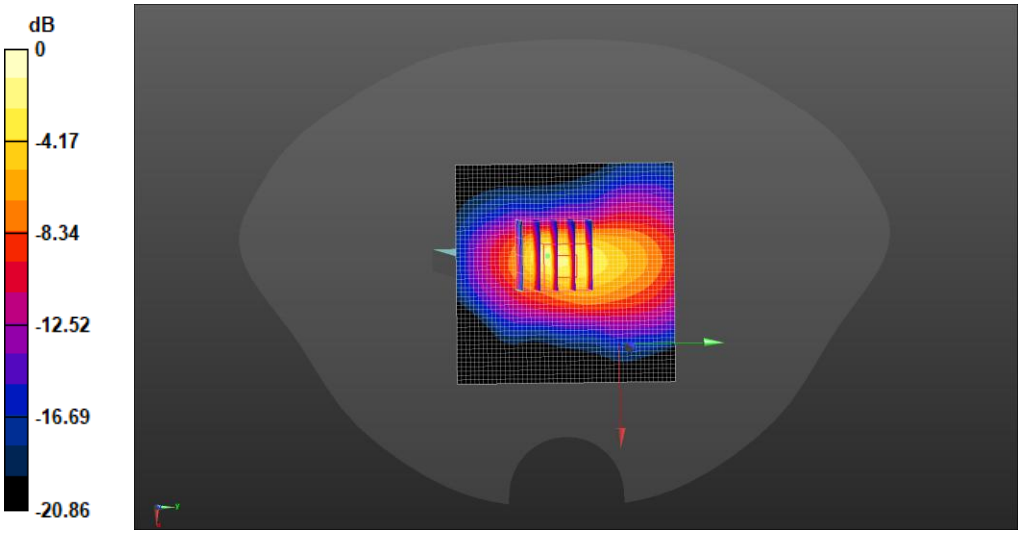

0 dB = 0.407 W/kg = -3.90 dBW/kg

Date: 12/16/2025
Test Laboratory: Intertek Service

DUT: Mobile Phone; Type: A675L; Serial: SZR012500514-2

Communication System: UID 0, LTE-FDD(USA) 1RB QPSK (0); Frequency: 2510 MHz;Duty Cycle: 1:1
Medium parameters used: f = 2510 MHz; σ = 1.885 S/m; ε_r = 38.404; ρ = 1000 kg/m^3
Phantom section: Flat Section

DASY5 Configuration:

- Probe: EX3DV4 - SN7322; ConvF(7.5, 7.5, 7.5) @ 2510 MHz; Calibrated: 2025/4/21
- Sensor-Surface: 3mm (Mechanical Surface Detection)
- Electronics: DAE4 Sn1473; Calibrated: 2025/4/21
- Phantom: SAM 1 V5.0 (30deg); Type: QD 000 P40 CD; Serial: 1888
- DASY52 52.10.1(1476); SEMCAD X 14.6.14(7501)

LTE Band 7 1RB(20MHz) Body Top/Low Channel/Area Scan (51x51x1):

Interpolated grid: dx=1.200 mm, dy=1.200 mm
Maximum value of SAR (interpolated) = 0.576 W/kg

LTE Band 7 1RB(20MHz) Body Top/Low Channel/Zoom Scan (7x7x7)/Cube 0:

Measurement grid: dx=5mm, dy=5mm, dz=5mm
Reference Value = 19.23 V/m; Power Drift = 0.01 dB
Peak SAR (extrapolated) = 1.11 W/kg
SAR(1 g) = 0.499 W/kg; SAR(10 g) = 0.209 W/kg
Smallest distance from peaks to all points 3 dB below = 8 mm
Ratio of SAR at M2 to SAR at M1 = 47.5%
Maximum value of SAR (measured) = 0.829 W/kg

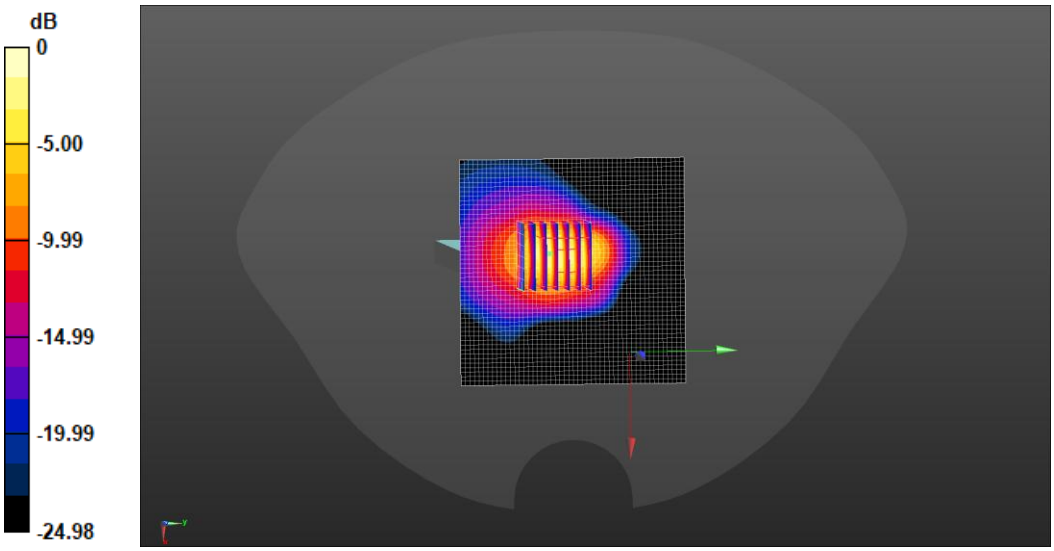

0 dB = 0.829 W/kg = -0.81 dBW/kg

Date: 12/15/2025
Test Laboratory: Intertek Service

DUT: Mobile Phone; Type: A675L; Serial: SZR012500514-2

Communication System: UID 0, LTE-FDD(USA) 1RB QPSK (0); Frequency: 831.5 MHz;Duty Cycle: 1:1
Medium parameters used (interpolated): f = 831.5 MHz; σ = 0.875 S/m; ε_r = 42.696; ρ = 1000 kg/m^3
Phantom section: Flat Section

DASY5 Configuration:

- Probe: EX3DV4 - SN7322; ConvF(9.8, 9.8, 9.8) @ 831.5 MHz; Calibrated: 2025/4/21
- Sensor-Surface: 1.4mm (Mechanical Surface Detection)
- Electronics: DAE4 Sn1473; Calibrated: 2025/4/21
- Phantom: SAM 1 V5.0 (30deg); Type: QD 000 P40 CD; Serial: 1888
- DASY52 52.10.1(1476); SEMCAD X 14.6.14(7501)

LTE Band 26 1RB(15MHz) Body Top/Middle Channel/Area Scan (51x51x1): Interpolated grid: dx=1.500 mm, dy=1.500 mm

Maximum value of SAR (interpolated) = 0.249 W/kg

LTE Band 26 1RB(15MHz) Body Top/Middle Channel/Zoom Scan (5x5x7)/Cube 0: Measurement grid: dx=8mm, dy=8mm, dz=5mm

Reference Value = 15.96 V/m; Power Drift = 0.09 dB
Peak SAR (extrapolated) = 0.335 W/kg
SAR(1 g) = 0.189 W/kg; SAR(10 g) = 0.117 W/kg
Smallest distance from peaks to all points 3 dB below = 14.8 mm
Ratio of SAR at M2 to SAR at M1 = 60%
Maximum value of SAR (measured) = 0.270 W/kg



0 dB = 0.270 W/kg = -5.68 dBW/kg

Date: 12/15/2025
Test Laboratory: Intertek Service

DUT: Mobile Phone; Type: A675L; Serial: SZR012500514-2

Communication System: UID 0, LTE-FDD(USA) 20MHz 50%RB QPSK (0); Frequency: 1745 MHz;Duty Cycle: 1:1
Medium parameters used (interpolated): f = 1745 MHz; σ = 1.384 S/m; ε_r = 39.772; ρ = 1000 kg/m^3
Phantom section: Flat Section

DASY5 Configuration:

- Probe: EX3DV4 - SN7322; ConvF(8.45, 8.45, 8.45) @ 1745 MHz; Calibrated: 2025/4/21
- Sensor-Surface: 3mm (Mechanical Surface Detection)
- Electronics: DAE4 Sn1473; Calibrated: 2025/4/21
- Phantom: SAM 1 V5.0 (30deg); Type: QD 000 P40 CD; Serial: 1888
- DASY52 52.10.1(1476); SEMCAD X 14.6.14(7501)

LTE Band 66 50%RB(20MHz) Body Top/Middle Channel/Area Scan (51x51x1): Interpolated grid: dx=1.500 mm, dy=1.500 mm

Maximum value of SAR (interpolated) = 0.236 W/kg

LTE Band 66 50%RB(20MHz) Body Top/Middle Channel/Zoom Scan (5x5x7)/Cube 0: Measurement grid: dx=8mm, dy=8mm, dz=5mm

Reference Value = 13.01 V/m; Power Drift = 0.02 dB
Peak SAR (extrapolated) = 0.361 W/kg
SAR(1 g) = 0.189 W/kg; SAR(10 g) = 0.095 W/kg
Smallest distance from peaks to all points 3 dB below = 9.3 mm
Ratio of SAR at M2 to SAR at M1 = 56.5%
Maximum value of SAR (measured) = 0.261 W/kg

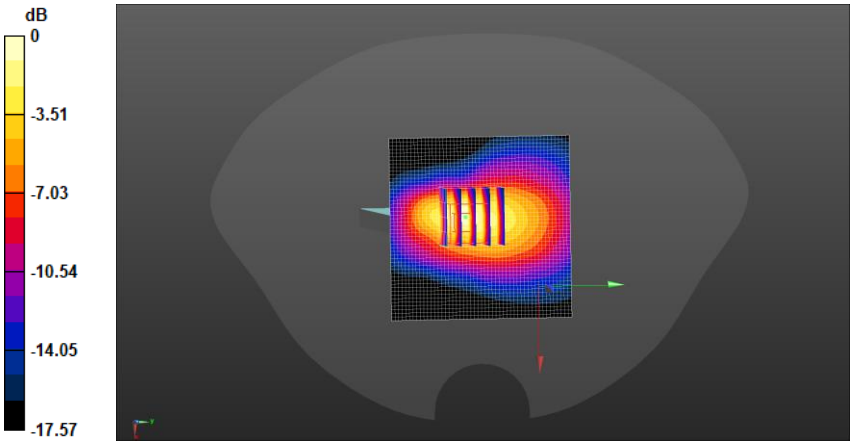

0 dB = 0.261 W/kg = -5.83 dBW/kg

ANNEX C: SYSTEM VALIDATION

The SAR system must be validated against its performance specifications before it is deployed. When SAR probes, system components or software are changed, upgraded or recalibrated, these must be validated with the SAR system(s) that operates with such components.

Table D.1: System Validation Part 1

System No.	Probe SN.	Liquid name	Validation date	Frequency point	Permittivity ε	Conductivity σ (S/m)
1	1141	Head	2/23/2025	750MHz	42.34	0.893
2	4d196	Head	2/24/2025	835MHz	42.225	0.898
4	1138	Head	2/26/2025	1750MHz	40.563	1.401
5	5d203	Head	2/27/2025	1900MHz	40.386	1.388
6	966	Head	2/28/2025	2450MHz	38.2	1.888
7	1108	Head	3/1/2025	2600MHz	37.629	2.052
8	1218	Head	3/2/2025	5200MHz	34.802	4.562
9	1218	Head	3/2/2025	5300MHz	34.736	4.645
10	1218	Head	3/3/2025	5600MHz	34.279	4.93
11	1218	Head	3/3/2025	5800MHz	33.938	5.124

Table D.2: System Validation Part 2

CW Validation	**Sensitivity**	PASS	PASS
	Probe linearity	PASS	PASS
	Probe Isotropy	PASS	PASS
Mod Validation	**MOD.type**	QPSK	QPSK
	Duty factor	PASS	PASS
	PAR	PASS	PASS