FCC RADIO TEST REPORT

FCC ID	:	**2AJN7-TP00164AL**
Equipment	:	**Notebook Computer**
Brand Name	:	**Lenovo**
Model Name	:	**TP00164A**
Applicant	:	**LC Future Center Limited Taiwan Branch** **7F., No.780, Beian Rd., Zhongshan Dist., Taipei 104, Taiwan**
Manufacturer	:	**Lenovo PC HK Limited** **23/F, Lincoln House, Taikoo Place 979 King's Road, Quarry Bay, Hong Kong, P.R. China**
Standard	:	**FCC 47 CFR Part 2, 22(H), 24(E), 27, Part 90(R), Part 90(S)**

Equipment: Quectel EM061K-GL tested inside of Lenovo Notebook Computer.

The product was received on Jan. 21, 2025 and testing was performed from Feb. 13, 2025 to Mar. 12, 2025. We, Sporton International Inc. EMC & Wireless Communications Laboratory, would like to declare that the tested sample has been evaluated in accordance with the test procedures and has been in compliance with the applicable technical standards.

The test results in this partial report apply exclusively to the tested model / sample. Without written approval from Sporton International Inc. EMC & Wireless Communications Laboratory, the test report shall not be reproduced except in full.

Louis Wu

Approved by: Louis Wu

Sporton International Inc. EMC & Wireless Communications Laboratory

Table of Contents

History of this test report **3**
Summary of Test Result **4**
1 General Description **7**
1.1 Product Feature of Equipment Under Test 7
1.2 Product Specification of Equipment Under Test 10
1.3 Modification of EUT 11
1.4 Testing Location 12
1.5 Applicable Standards 12
2 Test Configuration of Equipment Under Test **13**
2.1 Test Mode 13
2.2 Connection Diagram of Test System 14
2.3 Support Unit used in test configuration and system 14
2.4 Frequency List of Low/Middle/High Channels 15
3 Conducted Test Items **21**
3.1 Measuring Instruments 21
3.2 Conducted Output Power and ERP/EIRP 22
4 Radiated Test Items **23**
4.1 Measuring Instruments 23
4.2 Radiated Spurious Emission Measurement 25
5 List of Measuring Equipment **27**
6 Measurement Uncertainty **29**
Appendix A. Test Results of Conducted Test
Appendix B. Test Results of Radiated Test
Appendix C. Test Setup Photographs

History of this test report

Report No.	Version	Description	Issue Date
FG4D1634-02B	01	Initial issue of report	Mar. 18, 2025

Summary of Test Result

Report Clause	Ref Std. Clause	Test Items	Result (PASS/FAIL)	Remark
3.2	§2.1046	Conducted Output Power	Pass	-
	§22.913 (a)(5) §90.635	Effective Radiated Power (Band 5) (Band 26)	Pass	
	§27.50 (b)(10) §27.50 (c)(10)	Effective Radiated Power (Band 12) (Band 13) (Band 17) (Band 71)		
	§24.232 (c) §27.50 (h)(2)	Equivalent Isotropic Radiated Power (Band 2) (Band 25) (Band 7) (Band 38) (Band 41)		
	§27.50 (d)(4)	Equivalent Isotropic Radiated Power (Band 4) (Band 66)		
	§27.50 (a)(3)	Equivalent Isotropic Radiated Power (Band 30)		
	§90.542 (a)(7)	Effective Radiated Power (Band 14)		
-	§24.232 (d) §27.50 (d)(5)	Peak-to-Average Ratio	Pass	See Note
-	§2.1049	Occupied Bandwidth	Pass	See Note
-	§2.1051 §22.917 (a) §24.238 (a) §27.53 (c)(2)(4) §27.53 (g) §27.53 (h)	Conducted Band Edge Measurement (Band 2) (Band 4) (Band 5) (Band 12) (Band 13) (Band 17) (Band 25) (Band 26) (Band 66) (Band 71)	Pass	See Note
	§2.1051 §27.53 (m)(4)	Conducted Band Edge Measurement (Band 7) (Band 38) (Band 41)		
	§2.1051 §27.53 (a)(4)	Conducted Band Edge Measurement (Band 30)		
	§2.1051 §90.543 (e)(2)	Conducted Band Edge Measuremen (Band 14)		
-	§2.1051 §90.210 (n)	Emission Mask (Band 14)	Pass	See Note
	§2.1051 §90.691	Emission masks (Band 26)		

Report Clause	Ref Std. Clause	Test Items	Result (PASS/FAIL)	Remark
-	§2.1051 §22.917 (a) §24.238 (a) §27.53 (c)(2) §27.53 (g) §27.53 (h) §90.691	Conducted Spurious Emission (Band 2) (Band 4) (Band 5) (Band 12) (Band 13) (Band 17) (Band 25) (Band 26) (Band 66) (Band 71)	Pass	See Note
	§2.1051 §27.53 (m)(4)	Conducted Spurious Emission (Band 7) (Band 38) (Band 41)		
	§2.1051 §27.53 (a)(4)	Conducted Spurious Emission (Band 30)		
	§2.1051 §90.543 (e)(3)	Conducted Spurious Emission (Band 14)		
-	§2.1055 §22.355 §24.235 §27.54 §90.539 (e) §90.213	Frequency Stability Temperature & Voltage	Pass	See Note
4.2	§2.1053 §22.917 (a) §24.238 (a) §27.53 (c)(2) §27.53 (f) §27.53 (g) §27.53 (h) §90.691	Radiated Spurious Emission (Band 2) (Band 4) (Band 5) (Band 12) (Band 13) (Band 17) (Band 25) (Band 26) (Band 66) (Band 71)	Pass	-
	§2.1053 §27.53 (m)(4)	Radiated Spurious Emission (Band 7) (Band 38) (Band 41)		
	§2.1053 §27.53 (a)(4)	Radiated Spurious Emission (Band 30)		
	§2.1053 §90.543 (e)(3) §90.543 (f)	Radiated Spurious Emission (Band 14)		

Note:

1. For host device, Radiated Spurious Emission, Effective Radiated Power and Equivalent Isotropic Radiated Power are verified and comply with the limit in this test report.
2. For host device, the Conducted Output Power is no difference after compared to module (Model: EM061K-GL)

Conformity Assessment Condition:
1. The test results (PASS/FAIL) with all measurement uncertainty excluded are presented against the regulation limits or in accordance with the requirements stipulated by the applicant/manufacturer who shall bear all the risks of non-compliance that may potentially occur if measurement uncertainty is taken into account. 2. The measurement uncertainty please refer to each test result in the section “Measurement Uncertainty”.
Disclaimer:
The product specifications of the EUT presented in the test report that may affect the test assessments are declared by the manufacturer who shall take full responsibility for the authenticity.

Reviewed by: Sheng Kuo

Report Producer: Lucy Wu

1 General Description

1.1 Product Feature of Equipment Under Test

Product Feature	
Equipment	Notebook Computer
Brand Name	Lenovo
Model Name	TP00164A
FCC ID	2AJN7-TP00164AL
Sample 1	EUT with AWAN Antenna
Sample 2	EUT with Luxshare-ICT Antenna
Integrated WLAN Module	Brand Name: Intel Model Name: AX211D2W FCC ID: PD9AX211D2
Integrated WLAN Module	Brand Name: Intel Model Name: BE201D2W FCC ID: PD9BE201D2
Integrated NFC Module	Brand Name: Foxconn Model Name: T77H747 FCC ID: MCLT77H747
EUT supports Radios application	WCDMA/HSPA/LTE/GNSS/NFC WLAN 11a/b/g/n HT20/HT40 WLAN 11ac VHT20/VHT40/VHT80/VHT160 WLAN 11ax HE20/HE40/HE80/HE160 WLAN 11be EHT20/ EHT40/EHT80/EHT160/EHT320 Bluetooth BR/EDR/LE
EUT Stage	Production Unit

Remark:

1. The above EUT's information was declared by manufacturer.
2. Equipment: Quectel EM061K-GL tested inside of Lenovo Notebook Computer.

Support band and evaluated information	
Supported band	B2, B4, B5, B7, B12, B13, B14, B17, B25, B26, B30, B38, B41, B66, B71
Evaluated and Tested band	B2, B4, B5, B7, B12, B13, B14, B17, B25, B26, B30, B38, B41, B66, B71
Band covered information	Wider operating frequency band range covers narrower one when the power is worse as follows: ■ B26 cover B5 (Part 22) ■ B25 cover B2 (Part 24) ■ B41 cover B38 (Part 27)
Main Antenna	B2, B4, B5, B7, B12, B13, B14, B17, B25, B26, B30, B38, B41, B66, B71

TDD band Power Class		
	PC3	**PC2**
B38	V	-
B41	V	-

WWAN Antenna Information				
Main Antenna	**Manufacturer**	AWAN	**Peak gain (dBi)**	LTE Band 2 : -0.23 LTE Band 4 : 0.22 LTE Band 5 : -0.34 LTE Band 7 : 0.12 LTE Band 12 : -0.14 LTE Band 13 : 0.60 LTE Band 14 : 0.29 LTE Band 17 : -0.14 LTE Band 25 : -0.23 LTE Band 26 : -0.34 LTE Band 30 : -2.06 LTE Band 38 : -0.63 LTE Band 41 : 0.22 LTE Band 66 : 0.22 LTE Band 71 : -0.54
	Part number	DC330028J00	**Type**	PIFA
	Manufacturer	Luxshare-ICT	**Peak gain (dBi)**	LTE Band 2 : -0.23 LTE Band 4 : 0.22 LTE Band 5 : -0.34 LTE Band 7 : 0.12 LTE Band 12 : -0.14 LTE Band 13 : 0.60 LTE Band 14 : 0.29 LTE Band 17 : -0.14 LTE Band 25 : -0.23 LTE Band 26 : -0.34 LTE Band 30 : -2.06 LTE Band 38 : -0.63 LTE Band 41 : 0.22 LTE Band 66 : 0.22 LTE Band 71 : -0.54
	Part number	DC330028F00	**Type**	PIFA

Remark: The above EUT's information was declared by manufacturer. Please refer to Disclaimer in report summary.

1.2 Product Specification of Equipment Under Test

Product Specification is subject to this standard	
Tx Frequency	LTE Band 2: 1850 MHz ~ 1910 MHz LTE Band 4: 1710 MHz ~ 1755 MHz LTE Band 5: 824 MHz ~ 849 MHz LTE Band 7: 2500 MHz ~ 2570 MHz LTE Band 12: 699 MHz ~ 716MHz LTE Band 13: 777 MHz ~ 787 MHz LTE Band 14: 788 MHz ~ 798 MHz LTE Band 17: 704 MHz ~ 716 MHz LTE Band 25: 1850MHz ~ 1915 MHz LTE Band 26 (Part22H): 824 MHz ~ 849 MHz LTE Band 26 (Part90S): 814 MHz ~ 824 MHz LTE Band 30: 2305 MHz ~ 2315 MHz LTE Band 38: 2570 MHz ~ 2620MHz LTE Band 41: 2496 MHz ~ 2690 MHz LTE Band 66: 1710 MHz ~ 1780 MHz LTE Band 71: 663 MHz ~ 698 MHz
Rx Frequency	LTE Band 2: 1930 MHz ~ 1990 MHz LTE Band 4: 2110 MHz ~ 2155 MHz LTE Band 5: 869 MHz ~ 894 MHz LTE Band 7: 2620 MHz ~ 2690 MHz LTE Band 12: 729 MHz ~ 746MHz LTE Band 13: 746 MHz ~ 756 MHz LTE Band 14: 758 MHz ~ 786 MHz LTE Band 17: 734 MHz ~ 746 MHz LTE Band 25: 1930MHz ~ 1995 MHz LTE Band 26 (Part22H): 869 MHz ~ 894 MHz LTE Band 26 (Part90S): 859 MHz ~ 869 MHz LTE Band 30: 2350 MHz ~ 2360 MHz LTE Band 38: 2570 MHz ~ 2620MHz LTE Band 41: 2496 MHz ~ 2690 MHz LTE Band 66: 2110 MHz ~ 2200 MHz LTE Band 71: 617 MHz ~ 652 MHz
Bandwidth	LTE Band 2: 1.4MHz / 3MHz / 5MHz / 10MHz / 15MHz / 20MHz LTE Band 4: 1.4MHz / 3MHz / 5MHz / 10MHz / 15MHz / 20MHz LTE Band 5: 1.4MHz / 3MHz / 5MHz / 10MHz LTE Band 7: 5MHz/ 10MHz / 15MHz / 20MHz LTE Band 12: 1.4MHz / 3MHz / 5MHz / 10MHz LTE Band 13: 5MHz / 10MHz LTE Band 14: 5MHz / 10MHz LTE Band 17 : 5MHz / 10MHz LTE Band 25: 1.4MHz / 3MHz / 5MHz / 10MHz / 15MHz / 20MHz LTE Band 26: 1.4MHz / 3MHz / 5MHz / 10MHz / 15MHz LTE Band 30 : 5MHz / 10MHz LTE Band 38: 5MHz / 10MHz / 15MHz / 20MHz LTE Band 41: 5MHz / 10MHz / 15MHz / 20MHz LTE Band 66: 1.4MHz / 3MHz / 5MHz / 10MHz / 15MHz / 20MHz LTE Band 71: 5MHz / 10MHz / 15MHz / 20MHz

Product Specification is subject to this standard	
Maximum Output Power to Antenna	LTE Band 2 : 23.18 dBm LTE Band 4 : 23.66 dBm LTE Band 5 : 23.67 dBm LTE Band 7 : 23.20 dBm LTE Band 12 : 23.42 dBm LTE Band 13 : 23.63 dBm LTE Band 14 : 23.68 dBm LTE Band 17 : 23.46 dBm LTE Band 25 : 23.53 dBm LTE Band 26 : 23.85 dBm for Part22H LTE Band 26 : 23.82 dBm for Part90S LTE Band 30 : 21.65 dBm LTE Band 38 : 23.19 dBm LTE Band 41 : 23.42 dBm LTE Band 66 : 23.52 dBm LTE Band 71 : 23.79 dBm
Type of Modulation	QPSK / 16QAM / 64QAM

1.3 Modification of EUT

No modifications made to the EUT during the testing.

1.4 Testing Location

Test Site	Sporton International Inc. EMC & Wireless Communications Laboratory
Test Site Location	No.52, Huaya 1st Rd., Guishan Dist., Taoyuan City 333
Test Site No.	**Sporton Site No.**
	TH03-HY
Test Engineer	Diego Huang
Temperature (℃)	22.1~22.9
Relative Humidity (%)	50.1~55.9

Test Site	Sporton International Inc. Wensan Laboratory
Test Site Location	No.58, Aly. 75, Ln. 564, Wenhua 3rd, Rd., Guishan Dist., Taoyuan City 333010
Test Site No.	**Sporton Site No.**
	03CH12-HY (TAF Code: 3786)
Test Engineer	Jack Cheng, Tim Lee and Wilson Wu
Temperature (℃)	20~25
Relative Humidity (%)	50~60
Remark	The Radiated Spurious Emission test item subcontracted to Sporton International Inc. Wensan Laboratory.

Note: The test site complies with ANSI C63.4 2014 requirement.

FCC Designation No.: TW1190 and TW3786

1.5 Applicable Standards

According to the specifications of the manufacturer, the EUT must comply with the requirements of the following standards:

- ANSI C63.26-2015
- FCC 47 CFR Part 2, 22(H), 24(E), 27, Part 90(R), Part 90(S)
- FCC KDB 971168 D01 Power Meas. License Digital Systems v03r01
- FCC KDB 412172 D01 Determining ERP and EIRP v01r01
- FCC KDB 414788 D01 Radiated Test Site v01r01.

Remark:

1. All the test items were validated and recorded in accordance with the standards without any modification during the testing.
2. The TAF code is not including all the FCC KDB listed without accreditation.

2 Test Configuration of Equipment Under Test

2.1 Test Mode

Antenna port conducted and radiated test items listed below are performed according to KDB 971168 D01 Power Meas. License Digital Systems v03r01 with maximum output power.

For radiated measurement, the measured emission level of the EUT was maximized by rotating the EUT on a turntable, adjusting the orientation of the EUT and EUT antenna in Tablet Mode (three orthogonal axis (X: flat, Y: portrait, Z: landscape)) and Notebook Mode, and adjusting the measurement antenna orientation, following C63.26 exploratory test procedures and only the worst case emissions were reported in this report..

Modulation Type	Modulation
A	QPSK
B	16QAM
C	64QAM

Test Item	Modulation Type	Bandwidth	RB Size	Channel
Conducted Power	A, B	All	1RB	L, M, H
EIRP/ ERP	A, B	All	1RB	L, M, H
RSE	A	20 MHz or less	1RB	L, M, H

Remark:

1. Evaluated all the transmitter signal and reporting worst-case configuration among all modulation types.
2. The device is investigated from 30MHz to 10 times of fundamental signal for radiated spurious emission test under different RB size/offset and modulations in exploratory test. Subsequently, only the worst-case emissions are reported.
3. During the RSE preliminary test, the standalone mode and charging modes were verified. It is determined that the charging modes is the worst case for the official test.
4. For modulation of QPSK & 16QAM, the maximum power of QPSK & 16QAM is higher than other modulation (64QAM), therefore, according to engineering evaluation , we choose higher power (QPSK & 16QAM) to perform tests and show in the report.
5. All the test cases were performed with Sample 1.

2.2 Connection Diagram of Test System

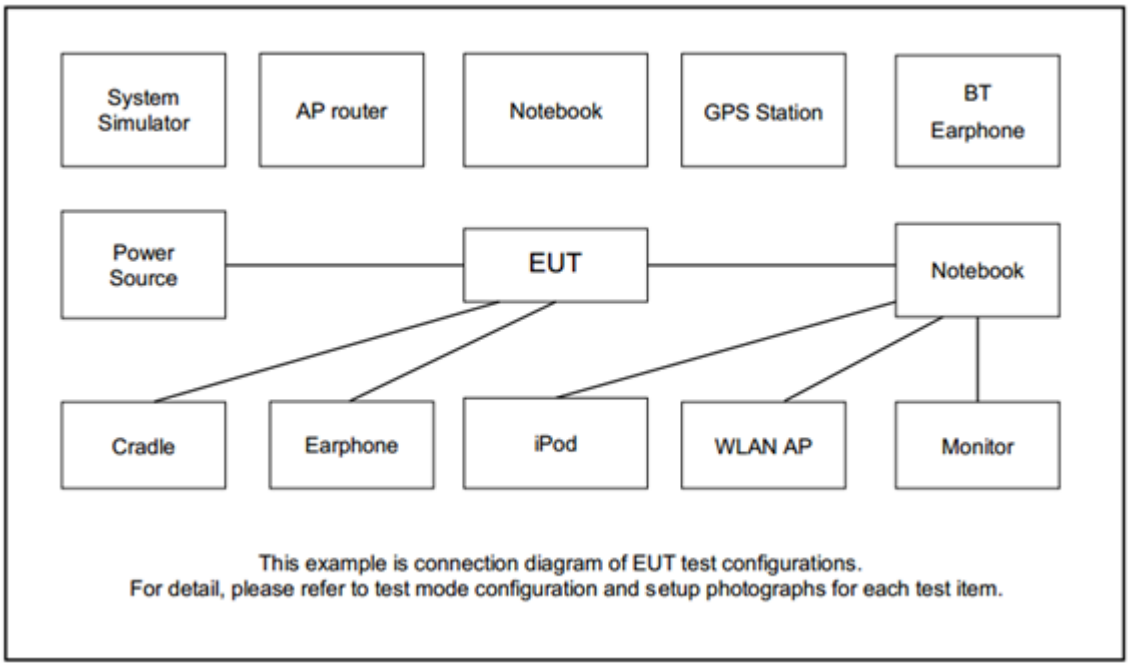

2.3 Support Unit used in test configuration and system

Item	Equipment	Brand Name	Model No.	FCC ID	Data Cable	Power Cord
1.	System Simulator	Anritsu	MT8821C	N/A	N/A	Unshielded, 1.8 m
2.	iPod Earphone	Apple	N/A	Verification	Unshielded, 1.0 m	N/A

2.4 Frequency List of Low/Middle/High Channels

LTE Band 2 Channel and Frequency List				
BW [MHz]	**Channel/Frequency(MHz)**	**Lowest**	**Middle**	**Highest**
20	Channel	18700	18900	19100
	Frequency	1860	1880	1900
15	Channel	18675	18900	19125
	Frequency	1857.5	1880	1902.5
10	Channel	18650	18900	19150
	Frequency	1855	1880	1905
5	Channel	18625	18900	19175
	Frequency	1852.5	1880	1907.5
3	Channel	18615	18900	19185
	Frequency	1851.5	1880	1908.5
1.4	Channel	18607	18900	19193
	Frequency	1850.7	1880	1909.3

LTE Band 4 Channel and Frequency List				
BW [MHz]	**Channel/Frequency(MHz)**	**Lowest**	**Middle**	**Highest**
20	Channel	20050	20175	20300
	Frequency	1720	1732.5	1745
15	Channel	20025	20175	20325
	Frequency	1717.5	1732.5	1747.5
10	Channel	20000	20175	20350
	Frequency	1715	1732.5	1750
5	Channel	19975	20175	20375
	Frequency	1712.5	1732.5	1752.5
3	Channel	19965	20175	20385
	Frequency	1711.5	1732.5	1753.5
1.4	Channel	19957	20175	20393
	Frequency	1710.7	1732.5	1754.3

LTE Band 5 Channel and Frequency List				
BW [MHz]	Channel/Frequency(MHz)	Lowest	Middle	Highest
10	Channel	20450	20525	20600
	Frequency	829	836.5	844
5	Channel	20425	20525	20625
	Frequency	826.5	836.5	846.5
3	Channel	20415	20525	20635
	Frequency	825.5	836.5	847.5
1.4	Channel	20407	20525	20643
	Frequency	824.7	836.5	848.3

LTE Band 7 Channel and Frequency List				
BW [MHz]	Channel/Frequency(MHz)	Lowest	Middle	Highest
20	Channel	20850	21100	21350
	Frequency	2510	2535	2560
15	Channel	20825	21100	21375
	Frequency	2507.5	2535	2562.5
10	Channel	20800	21100	21400
	Frequency	2505	2535	2565
5	Channel	20775	21100	21425
	Frequency	2502.5	2535	2567.5

LTE Band 12 Channel and Frequency List				
BW [MHz]	Channel/Frequency(MHz)	Lowest	Middle	Highest
10	Channel	23060	23095	23130
	Frequency	704	707.5	711
5	Channel	23035	23095	23155
	Frequency	701.5	707.5	713.5
3	Channel	23025	23095	23165
	Frequency	700.5	707.5	714.5
1.4	Channel	23017	23095	23173
	Frequency	699.7	707.5	715.3

LTE Band 13 Channel and Frequency List				
BW [MHz]	Channel/Frequency(MHz)	Lowest	Middle	Highest
10	Channel	-	23230	-
	Frequency	-	782	-
5	Channel	23205	23230	23255
	Frequency	779.5	782	784.5

LTE Band 14 Channel and Frequency List				
BW [MHz]	Channel/Frequency(MHz)	Lowest	Middle	Highest
10	Channel	-	23330	-
	Frequency	-	793	-
5	Channel	23305	23330	23355
	Frequency	790.5	793	795.5

LTE Band 17 Channel and Frequency List				
BW [MHz]	Channel/Frequency(MHz)	Lowest	Middle	Highest
10	Channel	23780	23790	23800
	Frequency	709	710	711
5	Channel	23755	23790	23825
	Frequency	706.5	710	713.5

LTE Band 25 Channel and Frequency List				
BW [MHz]	Channel/Frequency(MHz)	Lowest	Middle	Highest
20	Channel	26140	26340	26590
	Frequency	1860	1880	1905
15	Channel	26115	26340	26615
	Frequency	1857.5	1880	1907.5
10	Channel	26090	26340	26640
	Frequency	1855	1880	1910
5	Channel	26065	26340	26665
	Frequency	1852.5	1880	1912.5
3	Channel	26055	26340	26675
	Frequency	1851.5	1880	1913.5
1.4	Channel	26047	26340	26683
	Frequency	1850.7	1880	1914.3

LTE Band 26 Channel and Frequency List (Part22H)				
BW [MHz]	Channel/Frequency(MHz)	Lowest	Middle	Highest
15	Channel	26865	26915	26965
	Frequency	831.5	836.5	841.5
10	Channel	26840	26915	26990
	Frequency	829.0	836.5	844.0
5	Channel	26815	26915	27015
	Frequency	826.5	836.5	846.5
3	Channel	26805	26915	27025
	Frequency	825.5	836.5	847.5
1.4	Channel	26797	26915	27033
	Frequency	824.7	836.5	848.3

LTE Band 26 Channel and Frequency List (Part90 S)				
BW [MHz]	Channel/Frequency(MHz)	Lowest	Middle	Highest
10	Channel	-	26740	-
	Frequency	-	819	-
5	Channel	26715	26740	26765
	Frequency	816.5	819	821.5
3	Channel	26705	26740	26775
	Frequency	815.5	819	822.5
1.4	Channel	26697	26740	26783
	Frequency	814.7	819	823.3

LTE Band 26 Channel and Frequency List (Part90 S)				
BW [MHz]	Channel/Frequency(MHz)	cross-rule channels		
15	Channel	26765	26790	-
	Frequency	821.5	824	-
10	Channel	-	26790	-
	Frequency	-	824	-
5	Channel	-	26790	-
	Frequency	-	824	-
3	Channel	-	26790	-
	Frequency	-	824	-
1.4	Channel	-	26790	-
	Frequency	-	824	-

LTE Band 30 Channel and Frequency List				
BW [MHz]	Channel/Frequency(MHz)	Lowest	Middle	Highest
10	Channel	-	27710	-
	Frequency	-	2310	-
5	Channel	27685	27710	27735
	Frequency	2307.5	2310	2312.5

LTE Band 38 Channel and Frequency List				
BW [MHz]	Channel/Frequency(MHz)	Lowest	Middle	Highest
20	Channel	37850	38000	38150
	Frequency	2580.0	2595.0	2610.0
15	Channel	37825	38000	38175
	Frequency	2577.5	2595.0	2612.5
10	Channel	37800	38000	38200
	Frequency	2575.0	2595.0	2615.0
5	Channel	37775	38000	38225
	Frequency	2572.5	2595.0	2617.5

LTE Band 41 Channel and Frequency List				
BW [MHz]	Channel/Frequency(MHz)	Lowest	Middle	Highest
20	Channel	39750	40620	41490
	Frequency	2506.0	2593.0	2680.0
15	Channel	39725	40620	41515
	Frequency	2503.5	2593.0	2682.5
10	Channel	39700	40620	41540
	Frequency	2501.0	2593.0	2685.0
5	Channel	39675	40620	41565
	Frequency	2498.5	2593.0	2687.5

LTE Band 66 Channel and Frequency List				
BW [MHz]	Channel/Frequency(MHz)	Lowest	Middle	Highest
20	Channel	132072	132322	132572
	Frequency	1720	1745	1770
15	Channel	132047	132322	132597
	Frequency	1717.5	1745	1772.5
10	Channel	132022	132322	132622
	Frequency	1715	1745	1775
5	Channel	131997	132322	132647
	Frequency	1712.5	1745	1777.5
3	Channel	131987	132322	132657
	Frequency	1711.5	1745	1778.5
1.4	Channel	131979	132322	132665
	Frequency	1710.7	1745	1779.3

LTE Band 71 Channel and Frequency List				
BW [MHz]	Channel/Frequency(MHz)	Lowest	Middle	Highest
20	Channel	133222	133297	133372
	Frequency	673.0	680.5	688.0
15	Channel	133197	133297	133397
	Frequency	670.5	680.5	690.5
10	Channel	133172	133297	133422
	Frequency	668.0	680.5	693.0
5	Channel	133147	133297	133447
	Frequency	665.5	680.5	695.5

3 Conducted Test Items

3.1 Measuring Instruments

See list of measuring instruments of this test report.

3.1.1 Test Setup

3.1.2 Conducted Output Power



3.1.3 Test Result of Conducted Test

Please refer to Appendix A.

3.2 Conducted Output Power and ERP/EIRP

3.2.1 Description of the Conducted Output Power Measurement and ERP/EIRP Measurement

A system simulator was used to establish communication with the EUT. Its parameters were set to force the EUT transmitting at maximum output power. The measured power in the radio frequency on the transmitter output terminals shall be reported.

The ERP of mobile transmitters must not exceed 7 Watts for LTE Band 5, Band 26 (Part 22H)

The output power of mobile transmitters must not exceed 100 Watts for LTE Band 26 (Part 90S)

The ERP of mobile transmitters must not exceed 3 Watts for LTE Band 12, Band 13, Band 14, Band 17, Band 71

The EIRP of mobile transmitters must not exceed 2 Watts for LTE Band 2, Band 25, Band 7, Band 38, Band 41

The EIRP of mobile transmitters must not exceed 1 Watts for LTE Band 4, Band 66

The EIRP of mobile transmitters must not exceed 250mW/5MHz for LTE Band 30

According to KDB 412172 D01 Power Approach,

EIRP = $P_T + G_T – L_C$, ERP = EIRP -2.15, where

P_T = transmitter output power in dBm

G_T = gain of the transmitting antenna in dBi

L_C = signal attenuation in the connecting cable between the transmitter and antenna in dB

3.2.2 Test Procedures

1. The transmitter output port was connected to the system simulator.
2. Set EUT at maximum power through the system simulator.
3. Select lowest, middle, and highest channels for each band and different modulation.
4. Measure and record the power level from the system simulator.

4 Radiated Test Items

4.1 Measuring Instruments

See list of measuring instruments of this test report.

4.1.1 Test Setup

For radiated test below 30MHz

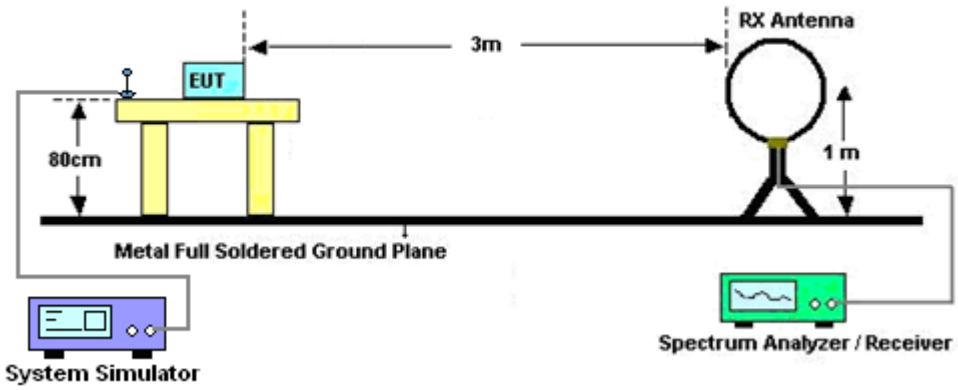

For radiated test from 30MHz to 1GHz

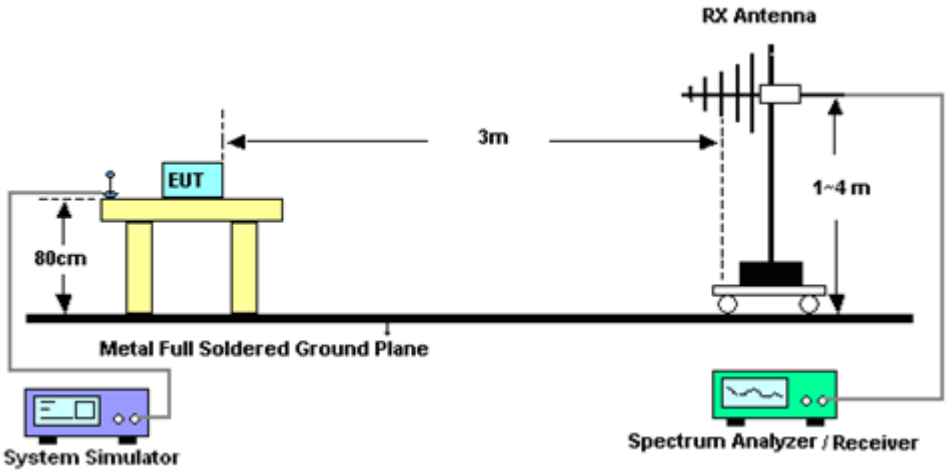

For radiated test from 1GHz to 18GHz

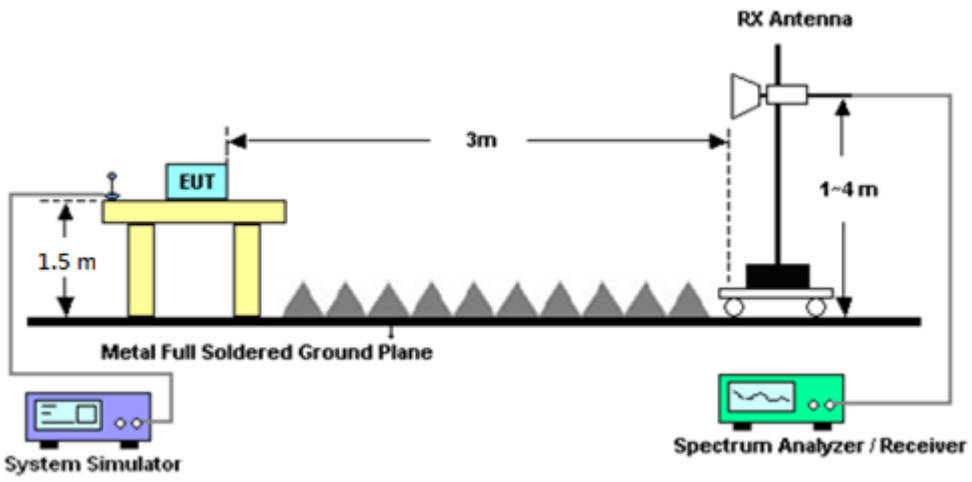

For radiated test above 18GHz

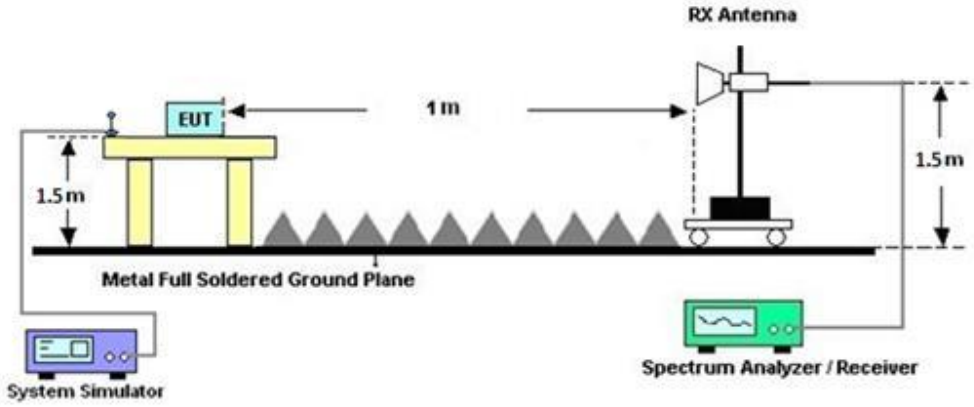

4.1.2 Test Result of Radiated Test

Please refer to Appendix B.

Note:

The low frequency, which started from 9 kHz to 30MHz, was pre-scanned and the result which was 20dB lower than the limit line was not reported.

There is adequate comparison measurement of both open-field test site and alternative test site - semi-Anechoic chamber according to 414788 D01 Radiated Test Site v01r01, and the result came out very similar.

4.2 Radiated Spurious Emission Measurement

4.2.1 Description of Radiated Spurious Emission Measurement

The radiated spurious emission was measured by substitution method according toANSI C63.26-2015. The power of any emission outside of the authorized operating frequency ranges must be attenuated below the transmitter power (P) by a factor of at least 43 + 10 log (P) dB.

For LTE Band 7, 38, 41

The power of any emission outside of the authorized operating frequency ranges must be attenuated below the transmitter power (P) by a factor of at least 55 + 10 log (P) dB.

For LTE Band 13

For operations in the 746-758 MHz, 775-788 MHz, and 805-806 MHz bands, emissions in the band 1559-1610 MHz shall be limited to −70 dBW/MHz equivalent isotropically radiated power (EIRP) for wideband signals, and −80 dBW EIRP for discrete emissions of less than 700 Hz bandwidth.

For LTE Band 30

The power of any emission outside of the authorized operating frequency ranges must be attenuated below the transmitter power (P) by a factor of at least 70 + 10 log (P) dB.

For LTE Band 14

For operations in the 758-775 MHz and 788-805 MHz bands, all emissions including harmonics in the band 1559–1610 MHz shall be limited to -70 dBW/MHz equivalent isotropically radiated power (EIRP) for wideband signals, and -80 dBW EIRP for discrete emissions of less than 700 Hz bandwidth. For the purpose of equipment authorization, a transmitter shall be tested with an antenna that is representative of the type that will be used with the equipment in normal operation.

The spectrum is scanned from 30 MHz up to a frequency including its 10th harmonic.

4.2.2 Test Procedures

The testing follows FCC KDB 971168 D01 v03r01 Section 7 and ANSI C63.26-2015 section 5.5.4 Radiated measurement using the field strength method.

1. The EUT was placed on a turntable with 0.8 meter for frequency below 1GHz and 1.5 meter for frequency above 1GHz respectively above ground.
2. The EUT was set 3 meters from the receiving antenna, which was mounted on the antenna tower.
3. The table was rotated 360 degrees to determine the position of the highest spurious emission.
4. The height of the receiving antenna is varied between one meter and four meters to search the maximum spurious emission for both horizontal and vertical polarizations.
5. Make the measurement with the spectrum analyzer's RBW = 1MHz, VBW = 3MHz, taking the record of maximum spurious emission.
6. To convert spectrum reading E(dBuV/m) to EIRP(dBm)

   EIRP(dBm) = Level (dBuV/m) + 20log(d) -104.77,

   where d is the distance at which filed strength limit is specified in the rules
7. Field Strength Level (dBm) = Spectrum Reading (dBm) + Antenna Factor + Cable Loss + Read Level - Preamp Factor.
8. ERP (dBm) = EIRP (dBm) - 2.15
9. The RF fundamental frequency should be excluded against the limit line in the operating frequency band.

5 List of Measuring Equipment

Instrument	Brand Name	Model No.	Serial No.	Characteristics	Calibration Date	Test Date	Due Date	Remark
Loop Antenna	Rohde & Schwarz	HFH2-Z2	100315	9 kHz~30 MHz	Feb. 23, 2024	Feb. 13, 2025~ Feb. 18, 2025	Feb. 22, 2025	Radiation (03CH12-HY)
Bilog Antenna	TESEQ	CBL 6111D & 00800N1D01N -06	37059 & 01	30MHz~1GHz	Nov. 27, 2024	Feb. 13, 2025~ Feb. 18, 2025	Nov. 26, 2025	Radiation (03CH12-HY)
Horn Antenna	SCHWARZBE CK	BBHA 9120 D	9120D-02114	1GHz~18GHz	Jul. 11, 2024	Feb. 13, 2025~ Feb. 18, 2025	Jul. 10, 2025	Radiation (03CH12-HY)
Preamplifier	E-INSTRUME NT TECH LTD.	ERA-100M-18 G-56-01-A70	EC1900269	1GHz-18GHz	Dec. 19, 2024	Feb. 13, 2025~ Feb. 18, 2025	Dec. 18, 2025	Radiation (03CH12-HY)
Spectrum Analyzer	Agilent	N9010A	MY53470118	10Hz~44GHz	Aug. 09, 2024	Feb. 13, 2025~ Feb. 18, 2025	Aug. 08, 2025	Radiation (03CH12-HY)
EMI Test Receiver	Agilent	N9038A(MXE)	MY53290053	20Hz~26.5GHz	Sep. 09, 2024	Feb. 13, 2025~ Feb. 18, 2025	Sep. 08, 2025	Radiation (03CH12-HY)
SHF-EHF Horn Antenna	SCHWARZBE CK	BBHA 9170	1224	18GHz-40GHz	Jun. 24, 2024	Feb. 13, 2025~ Feb. 18, 2025	Jun. 23, 2025	Radiation (03CH12-HY)
Preamplifier	EMEC	EM18G40G	060715	18GHz~40GHz	Dec. 02, 2024	Feb. 13, 2025~ Feb. 18, 2025	Dec. 01, 2025	Radiation (03CH12-HY)
Notch Filter	Wainwright	WHKX12-900-1000-15000-6 0SS	SN11	1GHz High Pass Filter	Mar. 13, 2024	Feb. 13, 2025~ Feb. 18, 2025	Mar. 12, 2025	Radiation (03CH12-HY)
Notch Filter	Wainwright	WLKS1200-12 SS	SN2	1.2GHz Low Pass Filter	Mar. 13, 2024	Feb. 13, 2025~ Feb. 18, 2025	Mar. 12, 2025	Radiation (03CH12-HY)
Notch Filter	Wainwright	WHKX12-2700 -3000-18000-6 0ST	SN2	3GHz High Pass Filter	Mar. 13, 2024	Feb. 13, 2025~ Feb. 18, 2025	Mar. 12, 2025	Radiation (03CH12-HY)
RF Cable	HUBER + SUHNER	SUCOFLEX 102	803951/2	9kHz~30MHz	Mar. 06, 2024	Feb. 13, 2025~ Feb. 18, 2025	Mar. 05, 2025	Radiation (03CH12-HY)
RF Cable	HUBER + SUHNER	SUCOFLEX 102	505134/2	30MHz~40GHz	Dec. 19, 2024	Feb. 13, 2025~ Feb. 18, 2025	Dec. 18, 2025	Radiation (03CH12-HY)
RF Cable	HUBER + SUHNER	SUCOFLEX 102	803955/2	30MHz~40GHz	Nov. 01, 2024	Feb. 13, 2025~ Feb. 18, 2025	Oct. 31, 2025	Radiation (03CH12-HY)
RF Cable	EMCI	EMC101Y-KM-KM-100	240907	30MHz~40GHz	Nov. 14, 2024	Feb. 13, 2025~ Feb. 18, 2025	Nov. 13, 2025	Radiation (03CH12-HY)
Hygrometer	TECPEL	DTM-303B	TP210090	N/A	Aug. 29, 2024	Feb. 13, 2025~ Feb. 18, 2025	Aug. 28, 2025	Radiation (03CH12-HY)
Controller	EMEC	EM1000	N/A	Control Turn table & Ant Mast	N/A	Feb. 13, 2025~ Feb. 18, 2025	N/A	Radiation (03CH12-HY)
Antenna Mast	EMEC	AM-BS-4500-B	N/A	1m~4m	N/A	Feb. 13, 2025~ Feb. 18, 2025	N/A	Radiation (03CH12-HY)
Turn Table	EMEC	TT2000	N/A	0~360 Degree	N/A	Feb. 13, 2025~ Feb. 18, 2025	N/A	Radiation (03CH12-HY)
Software	Audix	E3 6.2009-8-24	RK-000989	N/A	N/A	Feb. 13, 2025~ Feb. 18, 2025	N/A	Radiation (03CH12-HY)

Instrument	Brand Name	Model No.	Serial No.	Characteristics	Calibration Date	Test Date	Due Date	Remark
Radio Communication Analyzer	Anritsu	MT8821C	6262025353	LTE FDD/TDD LTE-2CC DLCA/ULCA	Oct. 01, 2024	Mar. 12, 2025	Sep. 30, 2025	Conducted (TH03-HY)
Coupler+10dB+RFcable	Warison + WoKen + E-Instument	20dB 25W SMA Directional Coupler+ 10dB 18GHz_5W+SFL405_1.5M	#A+#1+#1+#7	1-18GHz	Jan. 03, 2025	Mar. 12, 2025	Jan. 02, 2026	Conducted (TH03-HY)
Power divider	Anritsu	K241C	2143398	9KHz~40GHz	Jun. 13, 2024	Mar. 12, 2025	Jun. 12, 2025	Conducted (TH03-HY)
Software	Sporton	LTE Conducted Test Tools	N/A	Conducted Test Item	N/A	Mar. 12, 2025	N/A	Conducted (TH03-HY)
Hygrometer	TECPEL	DTM-303B	TP210073	-10 ~ 50°C / 20 ~ 95%RH	Jun. 05, 2024	Mar. 12, 2025	Jun. 04, 2025	Conducted (TH03-HY)

6 Measurement Uncertainty

Uncertainty of Radiated Emission Measurement (30 MHz ~ 1000 MHz)

Measuring Uncertainty for a Level of Confidence of 95% (U = 2Uc(y))	6.3 dB

Uncertainty of Radiated Emission Measurement (1 GHz ~ 6 GHz)

Measuring Uncertainty for a Level of Confidence of 95% (U = 2Uc(y))	4.7 dB

Uncertainty of Radiated Emission Measurement (6 GHz ~ 18 GHz)

Measuring Uncertainty for a Level of Confidence of 95% (U = 2Uc(y))	5.0 dB

Uncertainty of Radiated Emission Measurement (18 GHz ~ 40 GHz)

Measuring Uncertainty for a Level of Confidence of 95% (U = 2Uc(y))	5.1 dB

Appendix A. Test Results of Conducted Test

Conducted Output Power(Average power & ERP/EIRP)

LTE Band 2 Maximum Average Power [dBm] (GT - LC = -0.23 dB)								
BW [MHz]	RB Size	RB Offset	Mod	Lowest	Middle	Highest	EIRP (dBm)	EIRP (W)
20	1	0	QPSK	23.10	23.18	23.07	22.95	0.1972
20	1	0	16-QAM	22.42	22.55	22.39	22.32	0.1706
Limit	EIRP < 2W			Result			Pass	

LTE Band 2 Maximum Average Power [dBm] (GT - LC = -0.23 dB)								
BW [MHz]	RB Size	RB Offset	Mod	Lowest	Middle	Highest	EIRP (dBm)	EIRP (W)
15	1	0	QPSK	23.07	23.00	22.94	22.84	0.1923
15	1	0	16-QAM	22.42	22.35	22.22	22.19	0.1656
Limit	EIRP < 2W			Result			Pass	

LTE Band 2 Maximum Average Power [dBm] (GT - LC = -0.23 dB)								
BW [MHz]	RB Size	RB Offset	Mod	Lowest	Middle	Highest	EIRP (dBm)	EIRP (W)
10	1	0	QPSK	22.96	23.11	22.99	22.88	0.1941
10	1	0	16-QAM	22.30	22.46	22.21	22.23	0.1671
Limit	EIRP < 2W			Result			Pass	

LTE Band 2 Maximum Average Power [dBm] (GT - LC = -0.23 dB)								
BW [MHz]	RB Size	RB Offset	Mod	Lowest	Middle	Highest	EIRP (dBm)	EIRP (W)
5	1	0	QPSK	23.00	23.17	22.93	22.94	0.1968
5	1	0	16-QAM	22.24	22.48	22.38	22.25	0.1679
Limit	EIRP < 2W			Result			Pass	

LTE Band 2 Maximum Average Power [dBm] (GT - LC = -0.23 dB)								
BW [MHz]	RB Size	RB Offset	Mod	Lowest	Middle	Highest	EIRP (dBm)	EIRP (W)
3	1	0	QPSK	23.03	22.98	22.93	22.80	0.1905
3	1	0	16-QAM	22.25	22.46	22.29	22.23	0.1671
Limit	EIRP < 2W			Result			Pass	

LTE Band 2 Maximum Average Power [dBm] (GT - LC = -0.23 dB)								
BW [MHz]	RB Size	RB Offset	Mod	Lowest	Middle	Highest	EIRP (dBm)	EIRP (W)
1.4	1	0	QPSK	22.96	23.03	22.92	22.80	0.1905
1.4	1	0	16-QAM	22.38	22.37	22.24	22.15	0.1641
Limit	EIRP < 2W			Result			Pass	

LTE Band 25 Maximum Average Power [dBm] (GT - LC = -0.23 dB)								
BW [MHz]	RB Size	RB Offset	Mod	Lowest	Middle	Highest	EIRP (dBm)	EIRP (W)
20	1	0	QPSK	23.45	23.53	23.36	23.30	0.2138
20	1	0	16-QAM	22.87	22.95	22.68	22.72	0.1871
Limit	EIRP < 2W			Result			Pass	

LTE Band 25 Maximum Average Power [dBm] (GT - LC = -0.23 dB)								
BW [MHz]	RB Size	RB Offset	Mod	Lowest	Middle	Highest	EIRP (dBm)	EIRP (W)
15	1	0	QPSK	23.36	23.50	23.20	23.27	0.2123
15	1	0	16-QAM	22.77	22.76	22.53	22.54	0.1795
Limit	EIRP < 2W			Result			Pass	

LTE Band 25 Maximum Average Power [dBm] (GT - LC = -0.23 dB)								
BW [MHz]	RB Size	RB Offset	Mod	Lowest	Middle	Highest	EIRP (dBm)	EIRP (W)
10	1	0	QPSK	23.27	23.36	23.27	23.13	0.2056
10	1	0	16-QAM	22.70	22.94	22.67	22.71	0.1866
Limit	EIRP < 2W			Result			Pass	

LTE Band 25 Maximum Average Power [dBm] (GT - LC = -0.23 dB)								
BW [MHz]	RB Size	RB Offset	Mod	Lowest	Middle	Highest	EIRP (dBm)	EIRP (W)
5	1	0	QPSK	23.28	23.47	23.33	23.24	0.2109
5	1	0	16-QAM	22.78	22.83	22.58	22.60	0.1820
Limit	EIRP < 2W			Result			Pass	

LTE Band 25 Maximum Average Power [dBm] (GT - LC = -0.23 dB)								
BW [MHz]	RB Size	RB Offset	Mod	Lowest	Middle	Highest	EIRP (dBm)	EIRP (W)
3	1	0	QPSK	23.26	23.52	23.35	23.29	0.2133
3	1	0	16-QAM	22.79	22.94	22.49	22.71	0.1866
Limit	EIRP < 2W			Result			Pass	

LTE Band 25 Maximum Average Power [dBm] (GT - LC = -0.23 dB)								
BW [MHz]	RB Size	RB Offset	Mod	Lowest	Middle	Highest	EIRP (dBm)	EIRP (W)
1.4	1	0	QPSK	23.28	23.49	23.31	23.26	0.2118
1.4	1	0	16-QAM	22.71	22.89	22.68	22.66	0.1845
Limit	EIRP < 2W			Result			Pass	

LTE Band 4 Maximum Average Power [dBm] (GT - LC = 0.22 dB)								
BW [MHz]	RB Size	RB Offset	Mod	Lowest	Middle	Highest	EIRP (dBm)	EIRP (W)
20	1	0	QPSK	23.65	23.66	23.54	23.88	0.2443
20	1	0	16-QAM	22.96	22.80	22.84	23.18	0.2080
Limit	EIRP < 1W			Result			Pass	

LTE Band 4 Maximum Average Power [dBm] (GT - LC = 0.22 dB)								
BW [MHz]	RB Size	RB Offset	Mod	Lowest	Middle	Highest	EIRP (dBm)	EIRP (W)
15	1	0	QPSK	23.60	23.59	23.53	23.82	0.2410
15	1	0	16-QAM	22.78	22.72	22.84	23.06	0.2023
Limit	EIRP < 1W			Result			Pass	

LTE Band 4 Maximum Average Power [dBm] (GT - LC = 0.22 dB)								
BW [MHz]	RB Size	RB Offset	Mod	Lowest	Middle	Highest	EIRP (dBm)	EIRP (W)
10	1	0	QPSK	23.58	23.49	23.35	23.80	0.2399
10	1	0	16-QAM	22.82	22.63	22.76	23.04	0.2014
Limit	EIRP < 1W			Result			Pass	

LTE Band 4 Maximum Average Power [dBm] (GT - LC = 0.22 dB)								
BW [MHz]	RB Size	RB Offset	Mod	Lowest	Middle	Highest	EIRP (dBm)	EIRP (W)
5	1	0	QPSK	23.52	23.44	23.53	23.75	0.2371
5	1	0	16-QAM	22.89	22.76	22.83	23.11	0.2046
Limit	EIRP < 1W			Result			Pass	

LTE Band 4 Maximum Average Power [dBm] (GT - LC = 0.22 dB)								
BW [MHz]	RB Size	RB Offset	Mod	Lowest	Middle	Highest	EIRP (dBm)	EIRP (W)
3	1	0	QPSK	23.46	23.63	23.35	23.85	0.2427
3	1	0	16-QAM	22.88	22.69	22.70	23.10	0.2042
Limit	EIRP < 1W			Result			Pass	

LTE Band 4 Maximum Average Power [dBm] (GT - LC = 0.22 dB)								
BW [MHz]	RB Size	RB Offset	Mod	Lowest	Middle	Highest	EIRP (dBm)	EIRP (W)
1.4	1	0	QPSK	23.63	23.49	23.50	23.85	0.2427
1.4	1	0	16-QAM	22.92	22.63	22.81	23.14	0.2061
Limit	EIRP < 1W			Result			Pass	

LTE Band 5 Maximum Average Power [dBm] (GT - LC = -0.34 dB)								
BW [MHz]	RB Size	RB Offset	Mod	Lowest	Middle	Highest	ERP (dBm)	ERP (W)
10	1	0	QPSK	23.61	23.67	23.64	21.18	0.1312
10	1	0	16-QAM	22.95	22.96	22.91	20.47	0.1114
Limit	ERP < 7W			Result			Pass	

LTE Band 5 Maximum Average Power [dBm] (GT - LC = -0.34 dB)								
BW [MHz]	RB Size	RB Offset	Mod	Lowest	Middle	Highest	ERP (dBm)	ERP (W)
5	1	0	QPSK	23.56	23.47	23.60	21.11	0.1291
5	1	0	16-QAM	22.84	22.93	22.72	20.44	0.1107
Limit	ERP < 7W			Result			Pass	

LTE Band 5 Maximum Average Power [dBm] (GT - LC = -0.34 dB)								
BW [MHz]	RB Size	RB Offset	Mod	Lowest	Middle	Highest	ERP (dBm)	ERP (W)
3	1	0	QPSK	23.59	23.61	23.51	21.12	0.1294
3	1	0	16-QAM	22.92	22.76	22.86	20.43	0.1104
Limit	ERP < 7W			Result			Pass	

LTE Band 5 Maximum Average Power [dBm] (GT - LC = -0.34 dB)								
BW [MHz]	RB Size	RB Offset	Mod	Lowest	Middle	Highest	ERP (dBm)	ERP (W)
1.4	1	0	QPSK	23.50	23.65	23.58	21.16	0.1306
1.4	1	0	16-QAM	22.88	22.79	22.79	20.39	0.1094
Limit	ERP < 7W			Result			Pass	

LTE Band 7 Maximum Average Power [dBm] (GT - LC = 0.12 dB)								
BW [MHz]	RB Size	RB Offset	Mod	Lowest	Middle	Highest	EIRP (dBm)	EIRP (W)
20	1	0	QPSK	23.20	22.90	22.32	23.32	0.2148
20	1	0	16-QAM	22.32	21.82	21.35	22.44	0.1754
Limit	EIRP < 2W			Result			Pass	

LTE Band 7 Maximum Average Power [dBm] (GT - LC = 0.12 dB)								
BW [MHz]	RB Size	RB Offset	Mod	Lowest	Middle	Highest	EIRP (dBm)	EIRP (W)
15	1	0	QPSK	23.06	22.80	22.14	23.18	0.2080
15	1	0	16-QAM	22.15	21.65	21.33	22.27	0.1687
Limit	EIRP < 2W			Result			Pass	

LTE Band 7 Maximum Average Power [dBm] (GT - LC = 0.12 dB)								
BW [MHz]	RB Size	RB Offset	Mod	Lowest	Middle	Highest	EIRP (dBm)	EIRP (W)
10	1	0	QPSK	23.03	22.72	22.22	23.15	0.2065
10	1	0	16-QAM	22.14	21.82	21.30	22.26	0.1683
Limit	EIRP < 2W			Result			Pass	

LTE Band 7 Maximum Average Power [dBm] (GT - LC = 0.12 dB)								
BW [MHz]	RB Size	RB Offset	Mod	Lowest	Middle	Highest	EIRP (dBm)	EIRP (W)
5	1	0	QPSK	23.17	22.72	22.19	23.29	0.2133
5	1	0	16-QAM	22.25	21.73	21.30	22.37	0.1726
Limit	EIRP < 2W			Result			Pass	

LTE Band 12 Maximum Average Power [dBm] (GT - LC = -0.14 dB)								
BW [MHz]	RB Size	RB Offset	Mod	Lowest	Middle	Highest	ERP (dBm)	ERP (W)
10	1	0	QPSK	23.40	23.42	23.41	21.13	0.1297
10	1	0	16-QAM	22.48	22.65	22.58	20.36	0.1086
Limit	ERP < 3W			Result			Pass	

LTE Band 12 Maximum Average Power [dBm] (GT - LC = -0.14 dB)								
BW [MHz]	RB Size	RB Offset	Mod	Lowest	Middle	Highest	ERP (dBm)	ERP (W)
5	1	0	QPSK	23.38	23.38	23.34	21.09	0.1285
5	1	0	16-QAM	22.31	22.51	22.54	20.25	0.1059
Limit	ERP < 3W			Result			Pass	

LTE Band 12 Maximum Average Power [dBm] (GT - LC = -0.14 dB)								
BW [MHz]	RB Size	RB Offset	Mod	Lowest	Middle	Highest	ERP (dBm)	ERP (W)
3	1	0	QPSK	23.29	23.32	23.39	21.10	0.1288
3	1	0	16-QAM	22.42	22.55	22.56	20.27	0.1064
Limit	ERP < 3W			Result			Pass	

LTE Band 12 Maximum Average Power [dBm] (GT - LC = -0.14 dB)								
BW [MHz]	RB Size	RB Offset	Mod	Lowest	Middle	Highest	ERP (dBm)	ERP (W)
1.4	1	0	QPSK	23.24	23.24	23.22	20.95	0.1245
1.4	1	0	16-QAM	22.48	22.59	22.38	20.30	0.1072
Limit	ERP < 3W			Result			Pass	

LTE Band 13 Maximum Average Power [dBm] (GT - LC = 0.6 dB)								
BW [MHz]	RB Size	RB Offset	Mod	Lowest	Middle	Highest	ERP (dBm)	ERP (W)
10	1	0	QPSK	-	23.63	-	22.08	0.1614
10	1	0	16-QAM		22.66		21.11	0.1291
Limit	ERP < 3W			Result			Pass	

LTE Band 13 Maximum Average Power [dBm] (GT - LC = 0.6 dB)								
BW [MHz]	RB Size	RB Offset	Mod	Lowest	Middle	Highest	ERP (dBm)	ERP (W)
5	1	0	QPSK	23.49	23.57	23.49	22.02	0.1592
5	1	0	16-QAM	22.52	22.57	22.57	21.02	0.1265
Limit	ERP < 3W			Result			Pass	

LTE Band 17 Maximum Average Power [dBm] (GT - LC = -0.14 dB)								
BW [MHz]	RB Size	RB Offset	Mod	Lowest	Middle	Highest	ERP (dBm)	ERP (W)
10	1	0	QPSK	23.43	23.46	23.40	21.17	0.1309
10	1	0	16-QAM	22.64	22.61	22.52	20.35	0.1084
Limit	ERP < 3W			Result			Pass	

LTE Band 17 Maximum Average Power [dBm] (GT - LC = -0.14 dB)								
BW [MHz]	RB Size	RB Offset	Mod	Lowest	Middle	Highest	ERP (dBm)	ERP (W)
5	1	0	QPSK	23.39	23.28	23.22	21.10	0.1288
5	1	0	16-QAM	22.52	22.59	22.32	20.30	0.1072
Limit	ERP < 3W			Result			Pass	

LTE Band 26 (Part22H) Maximum Average Power [dBm] (GT - LC = -0.34 dB)								
BW [MHz]	RB Size	RB Offset	Mod	Lowest	Middle	Highest	ERP (dBm)	ERP (W)
15	1	0	QPSK	23.66	23.85	23.60	21.36	0.1368
15	1	0	16-QAM	22.98	23.02	22.91	20.53	0.1130
Limit	ERP < 7W			Result			Pass	

LTE Band 26 (Part22H) Maximum Average Power [dBm] (GT - LC = -0.34 dB)								
BW [MHz]	RB Size	RB Offset	Mod	Lowest	Middle	Highest	ERP (dBm)	ERP (W)
10	1	0	QPSK	23.64	23.64	23.43	21.15	0.1303
10	1	0	16-QAM	22.96	22.89	22.83	20.47	0.1114
Limit	ERP < 7W			Result			Pass	

LTE Band 26 (Part22H) Maximum Average Power [dBm] (GT - LC = -0.34 dB)								
BW [MHz]	RB Size	RB Offset	Mod	Lowest	Middle	Highest	ERP (dBm)	ERP (W)
5	1	0	QPSK	23.65	23.57	23.46	21.16	0.1306
5	1	0	16-QAM	22.99	22.87	22.74	20.50	0.1122
Limit	ERP < 7W			Result			Pass	

LTE Band 26 (Part22H) Maximum Average Power [dBm] (GT - LC = -0.34 dB)								
BW [MHz]	RB Size	RB Offset	Mod	Lowest	Middle	Highest	ERP (dBm)	ERP (W)
3	1	0	QPSK	23.69	23.57	23.48	21.20	0.1318
3	1	0	16-QAM	22.95	22.88	22.78	20.46	0.1112
Limit	ERP < 7W			Result			Pass	

LTE Band 26 (Part22H) Maximum Average Power [dBm] (GT - LC = -0.34 dB)								
BW [MHz]	RB Size	RB Offset	Mod	Lowest	Middle	Highest	ERP (dBm)	ERP (W)
1.4	1	0	QPSK	23.74	23.56	23.41	21.25	0.1334
1.4	1	0	16-QAM	22.92	22.78	22.73	20.43	0.1104
Limit	ERP < 7W			Result			Pass	

LTE Band 38 Maximum Average Power [dBm] (GT - LC = -0.63 dB)								
BW [MHz]	RB Size	RB Offset	Mod	Lowest	Middle	Highest	EIRP (dBm)	EIRP (W)
20	1	0	QPSK	22.79	22.97	23.19	22.56	0.1803
20	1	0	16-QAM	21.80	22.01	22.34	21.71	0.1483
Limit	EIRP < 2W			Result			Pass	

LTE Band 38 Maximum Average Power [dBm] (GT - LC = -0.63 dB)								
BW [MHz]	RB Size	RB Offset	Mod	Lowest	Middle	Highest	EIRP (dBm)	EIRP (W)
15	1	0	QPSK	22.79	22.89	23.16	22.53	0.1791
15	1	0	16-QAM	21.61	21.91	22.24	21.61	0.1449
Limit	EIRP < 2W			Result			Pass	

LTE Band 38 Maximum Average Power [dBm] (GT - LC = -0.63 dB)								
BW [MHz]	RB Size	RB Offset	Mod	Lowest	Middle	Highest	EIRP (dBm)	EIRP (W)
10	1	0	QPSK	22.61	22.86	23.09	22.46	0.1762
10	1	0	16-QAM	21.77	21.93	22.15	21.52	0.1419
Limit	EIRP < 2W			Result			Pass	

LTE Band 38 Maximum Average Power [dBm] (GT - LC = -0.63 dB)								
BW [MHz]	RB Size	RB Offset	Mod	Lowest	Middle	Highest	EIRP (dBm)	EIRP (W)
5	1	0	QPSK	22.75	22.88	23.01	22.38	0.1730
5	1	0	16-QAM	21.61	21.82	22.19	21.56	0.1432
Limit	EIRP < 2W			Result			Pass	

LTE Band 41 Maximum Average Power [dBm] (GT - LC = 0.22 dB)								
BW [MHz]	RB Size	RB Offset	Mod	Lowest	Middle	Highest	EIRP (dBm)	EIRP (W)
20	1	0	QPSK	23.42	23.18	22.46	23.64	0.2312
20	1	0	16-QAM	22.52	21.98	22.50	22.74	0.1879
Limit	EIRP < 2W			Result			Pass	

LTE Band 41 Maximum Average Power [dBm] (GT - LC = 0.22 dB)								
BW [MHz]	RB Size	RB Offset	Mod	Lowest	Middle	Highest	EIRP (dBm)	EIRP (W)
15	1	0	QPSK	23.25	23.15	22.35	23.47	0.2223
15	1	0	16-QAM	22.50	21.88	22.36	22.72	0.1871
Limit	EIRP < 2W			Result			Pass	

LTE Band 41 Maximum Average Power [dBm] (GT - LC = 0.22 dB)								
BW [MHz]	RB Size	RB Offset	Mod	Lowest	Middle	Highest	EIRP (dBm)	EIRP (W)
10	1	0	QPSK	23.30	23.05	22.37	23.52	0.2249
10	1	0	16-QAM	22.51	21.86	22.30	22.73	0.1875
Limit	EIRP < 2W			Result			Pass	

LTE Band 41 Maximum Average Power [dBm] (GT - LC = 0.22 dB)								
BW [MHz]	RB Size	RB Offset	Mod	Lowest	Middle	Highest	EIRP (dBm)	EIRP (W)
5	1	0	QPSK	23.28	22.98	22.40	23.50	0.2239
5	1	0	16-QAM	22.40	21.90	22.33	22.62	0.1828
Limit	EIRP < 2W			Result			Pass	

LTE Band 30 Maximum Average Power [dBm] (GT - LC = -2.06 dB)								
BW [MHz]	RB Size	RB Offset	Mod	Lowest	Middle	Highest	EIRP (dBm)	EIRP (W)
10	1	0	QPSK	-	21.65	-	19.59	0.0910
10	1	0	16-QAM		20.90		18.84	0.0766
Limit	EIRP < 250mW/5MHz			Result			Pass	

LTE Band 30 Maximum Average Power [dBm] (GT - LC = -2.06 dB)								
BW [MHz]	RB Size	RB Offset	Mod	Lowest	Middle	Highest	EIRP (dBm)	EIRP (W)
5	1	0	QPSK	21.61	21.58	21.59	19.55	0.0902
5	1	0	16-QAM	20.72	20.90	20.76	18.84	0.0766
Limit	EIRP < 250mW/5MHz			Result			Pass	

Total EIRP power is less than partial EIRP limit 250 mW/5MHz.

LTE Band 66 Maximum Average Power [dBm] (GT - LC = 0.22 dB)								
BW [MHz]	RB Size	RB Offset	Mod	Lowest	Middle	Highest	EIRP (dBm)	EIRP (W)
20	1	0	QPSK	23.46	23.52	23.22	23.74	0.2366
20	1	0	16-QAM	22.57	22.76	22.48	22.98	0.1986
Limit	EIRP < 1W			Result			Pass	

LTE Band 66 Maximum Average Power [dBm] (GT - LC = 0.22 dB)								
BW [MHz]	RB Size	RB Offset	Mod	Lowest	Middle	Highest	EIRP (dBm)	EIRP (W)
15	1	0	QPSK	23.43	23.44	23.15	23.66	0.2323
15	1	0	16-QAM	22.53	22.72	22.36	22.94	0.1968
Limit	EIRP < 1W			Result			Pass	

LTE Band 66 Maximum Average Power [dBm] (GT - LC = 0.22 dB)								
BW [MHz]	RB Size	RB Offset	Mod	Lowest	Middle	Highest	EIRP (dBm)	EIRP (W)
10	1	0	QPSK	23.27	23.44	23.08	23.66	0.2323
10	1	0	16-QAM	22.44	22.64	22.39	22.86	0.1932
Limit	EIRP < 1W			Result			Pass	

LTE Band 66 Maximum Average Power [dBm] (GT - LC = 0.22 dB)								
BW [MHz]	RB Size	RB Offset	Mod	Lowest	Middle	Highest	EIRP (dBm)	EIRP (W)
5	1	0	QPSK	23.37	23.44	23.19	23.66	0.2323
5	1	0	16-QAM	22.39	22.72	22.29	22.94	0.1968
Limit	EIRP < 1W			Result			Pass	

LTE Band 66 Maximum Average Power [dBm] (GT - LC = 0.22 dB)								
BW [MHz]	RB Size	RB Offset	Mod	Lowest	Middle	Highest	EIRP (dBm)	EIRP (W)
3	1	0	QPSK	23.32	23.35	23.15	23.57	0.2275
3	1	0	16-QAM	22.54	22.72	22.34	22.94	0.1968
Limit	EIRP < 1W			Result			Pass	

LTE Band 66 Maximum Average Power [dBm] (GT - LC = 0.22 dB)								
BW [MHz]	RB Size	RB Offset	Mod	Lowest	Middle	Highest	EIRP (dBm)	EIRP (W)
1.4	1	0	QPSK	23.44	23.34	23.15	23.66	0.2323
1.4	1	0	16-QAM	22.43	22.57	22.36	22.79	0.1901
Limit	EIRP < 1W			Result			Pass	

LTE Band 71 Maximum Average Power [dBm] (GT - LC = -0.54 dB)								
BW [MHz]	RB Size	RB Offset	Mod	Lowest	Middle	Highest	ERP (dBm)	ERP (W)
20	1	0	QPSK	23.69	23.79	23.73	21.10	0.1288
20	1	0	16-QAM	22.89	22.99	22.91	20.30	0.1072
Limit	ERP < 3W			Result			Pass	

LTE Band 71 Maximum Average Power [dBm] (GT - LC = -0.54 dB)								
BW [MHz]	RB Size	RB Offset	Mod	Lowest	Middle	Highest	ERP (dBm)	ERP (W)
15	1	0	QPSK	23.67	23.74	23.59	21.05	0.1274
15	1	0	16-QAM	22.84	22.92	22.72	20.23	0.1054
Limit	ERP < 3W			Result			Pass	

LTE Band 71 Maximum Average Power [dBm] (GT - LC = -0.54 dB)								
BW [MHz]	RB Size	RB Offset	Mod	Lowest	Middle	Highest	ERP (dBm)	ERP (W)
10	1	0	QPSK	23.59	23.73	23.58	21.04	0.1271
10	1	0	16-QAM	22.70	22.98	22.85	20.29	0.1069
Limit	ERP < 3W			Result			Pass	

LTE Band 71 Maximum Average Power [dBm] (GT - LC = -0.54 dB)								
BW [MHz]	RB Size	RB Offset	Mod	Lowest	Middle	Highest	ERP (dBm)	ERP (W)
5	1	0	QPSK	23.67	23.68	23.73	21.04	0.1271
5	1	0	16-QAM	22.85	22.97	22.80	20.28	0.1067
Limit	ERP < 3W			Result			Pass	

LTE Band 14 Maximum Average Power [dBm] (GT - LC = 0.29 dB)								
BW [MHz]	RB Size	RB Offset	Mod	Lowest	Middle	Highest	ERP (dBm)	ERP (W)
10	1	0	QPSK	-	23.68	-	21.82	0.1521
10	1	0	16-QAM		22.89		21.03	0.1268
Limit	ERP < 3W			Result			Pass	

LTE Band 14 Maximum Average Power [dBm] (GT - LC = 0.29 dB)								
BW [MHz]	RB Size	RB Offset	Mod	Lowest	Middle	Highest	ERP (dBm)	ERP (W)
5	1	0	QPSK	23.55	23.61	23.61	21.75	0.1496
5	1	0	16-QAM	22.71	22.71	22.75	20.89	0.1227
Limit	ERP < 3W			Result			Pass	

LTE Band 26 (Part90S) Maximum Average Power [dBm] (GT - LC = -0.34 dB)								
BW [MHz]	RB Size	RB Offset	Mod	Lowest	Middle	Highest	ERP (dBm)	ERP (W)
15	1	0	QPSK	23.77	-	-	21.28	0.1343
15	1	0	16-QAM	22.99	-	-	20.50	0.1122
Limit	Power < 100W			Result			Pass	

LTE Band 26 (Part90S) Maximum Average Power [dBm] (GT - LC = -0.34 dB)								
BW [MHz]	RB Size	RB Offset	Mod	Lowest	Middle	Highest	ERP (dBm)	ERP (W)
10	1	0	QPSK	-	23.66	-	21.17	0.1309
10	1	0	16-QAM	-	22.91	-	20.42	0.1102
Limit	Power < 100W			Result			Pass	

LTE Band 26 (Part90S) Maximum Average Power [dBm] (GT - LC = -0.34 dB)								
BW [MHz]	RB Size	RB Offset	Mod	Lowest	Middle	Highest	ERP (dBm)	ERP (W)
5	1	0	QPSK	23.73	23.72	23.70	21.24	0.1330
5	1	0	16-QAM	22.90	22.89	22.81	20.41	0.1099
Limit	Power < 100W			Result			Pass	

LTE Band 26 (Part90S) Maximum Average Power [dBm] (GT - LC = -0.34 dB)								
BW [MHz]	RB Size	RB Offset	Mod	Lowest	Middle	Highest	ERP (dBm)	ERP (W)
3	1	0	QPSK	23.70	23.61	23.78	21.29	0.1346
3	1	0	16-QAM	22.85	22.84	22.90	20.41	0.1099
Limit	Power < 100W			Result			Pass	

LTE Band 26 (Part90S) Maximum Average Power [dBm] (GT - LC = -0.34 dB)								
BW [MHz]	RB Size	RB Offset	Mod	Lowest	Middle	Highest	ERP (dBm)	ERP (W)
1.4	1	0	QPSK	23.76	23.76	23.77	21.28	0.1343
1.4	1	0	16-QAM	22.95	23.05	22.94	20.56	0.1138
Limit	Power < 100W			Result			Pass	

LTE Band 26 (Part90S) Straddle Maximum Average Power [dBm] (GT - LC = -0.34 dB)								
BW [MHz]	RB Size	RB Offset	Mod	Lowest	Middle	Highest	ERP (dBm)	ERP (W)
15	1	0	QPSK	-	23.82	-	21.33	0.1358
15	1	0	16-QAM	-	23.01	-	20.52	0.1127
Limit	Reporting Only			Result			Pass	

LTE Band 26 (Part90S) Straddle Maximum Average Power [dBm] (GT - LC = -0.34 dB)								
BW [MHz]	RB Size	RB Offset	Mod	Lowest	Middle	Highest	ERP (dBm)	ERP (W)
10	1	0	QPSK	-	23.56	-	21.07	0.1279
10	1	0	16-QAM	-	22.89	-	20.40	0.1096
Limit	Reporting Only			Result			Pass	

LTE Band 26 (Part90S) Straddle Maximum Average Power [dBm] (GT - LC = -0.34 dB)								
BW [MHz]	RB Size	RB Offset	Mod	Lowest	Middle	Highest	ERP (dBm)	ERP (W)
5	1	0	QPSK	-	23.79	-	21.30	0.1349
5	1	0	16-QAM	-	22.97	-	20.48	0.1117
Limit	Reporting Only			Result			Pass	

LTE Band 26 (Part90S) Straddle Maximum Average Power [dBm] (GT - LC = -0.34 dB)								
BW [MHz]	RB Size	RB Offset	Mod	Lowest	Middle	Highest	ERP (dBm)	ERP (W)
3	1	0	QPSK	-	23.77	-	21.28	0.1343
3	1	0	16-QAM	-	22.85	-	20.36	0.1086
Limit	Reporting Only			Result			Pass	

LTE Band 26 (Part90S) Straddle Maximum Average Power [dBm] (GT - LC = -0.34 dB)								
BW [MHz]	RB Size	RB Offset	Mod	Lowest	Middle	Highest	ERP (dBm)	ERP (W)
1.4	1	0	QPSK	-	23.74	-	21.25	0.1334
1.4	1	0	16-QAM	-	22.88	-	20.39	0.1094
Limit	Reporting Only			Result			Pass	

Appendix B. Test Results of Radiated Test

B1. Summary of each worse mode

Mode	Part	Band	Ch	Freq (MHz)	Level (dBm)	Det	Ant Factor (dB)	Amp\Cbl (dB)	Filter (dB)	EIRPCF (dB)	Reading (dBuV)	Limit (dBm)	Margin (dB)	Pol	Ant
5	Part 22H	LTE B26	M	2496	-47.82	RMS	28.06	-59.75	0.50	-95.23	78.60	-13.00	-34.82	V	Main
8	Part 24E	LTE B25	M	7484	-58.38	RMS	36.63	-53.40	0.34	-95.23	53.28	-13.00	-45.38	V	Main
1	Part 27F	LTE B13	H	1565	-57.49	RMS	25.40	-61.17	0.84	-95.23	72.67	-42.15	-15.34	H	Main
2	Part 27F	LTE B13	M	2333	-41.01	RMS	27.23	-59.96	0.58	-95.23	86.37	-13.00	-28.01	V	Main
10	Part 27L	LTE B4	H	6944	-58.73	RMS	36.01	-53.70	0.34	-95.23	53.85	-13.00	-45.73	H	Main
11	Part 27L	LTE B66	H	7044	-58.92	RMS	36.28	-53.62	0.34	-95.23	53.31	-13.00	-45.92	H	Main
12	Part 27M	LTE B7	H	10204	-56.51	RMS	38.80	-52.52	0.46	-95.23	51.98	-25.00	-31.51	V	Main
14	Part 27M	LTE B41	M	10336	-56.03	RMS	38.70	-52.35	0.46	-95.23	52.39	-25.00	-31.03	V	Main
15	Part 27D	LTE B30	H	9241	-56.62	RMS	38.18	-53.31	0.34	-95.23	53.40	-40.00	-16.62	V	Main
16	Part 27D	LTE B30	M	9222	-55.31	RMS	38.14	-53.31	0.34	-95.23	54.75	-40.00	-15.31	V	Main
17	Part 27H	LTE B12	H	2119	-64.10	RMS	27.59	-60.15	0.65	-95.23	63.04	-13.00	-51.10	H	Main
18	Part 27H	LTE B17	H	2119	-64.54	RMS	27.59	-60.15	0.65	-95.23	62.60	-13.00	-51.54	H	Main
24	Part 27N	LTE B71	L	1992	-48.19	RMS	26.88	-60.19	0.63	-95.23	79.72	-13.00	-35.19	V	Main
19	Part 90R	LTE B14	M	1582	-67.76	RMS	25.52	-61.53	0.81	-95.23	62.67	-42.15	-25.61	H	Main
20	Part 90R	LTE B14	M	1577	-65.02	RMS	25.47	-61.14	0.82	-95.23	65.06	-42.15	-22.87	H	Main
21	Part 90S	LTE B26	H	2458	-53.79	RMS	27.70	-59.80	0.52	-95.23	73.02	-13.00	-40.79	H	Main
22	Part 90S	LTE B26	M	2444	-47.95	RMS	27.70	-59.81	0.52	-95.23	78.87	-13.00	-34.95	H	Main
23	Part 90S	LTE B26	M	3269	-65.56	RMS	29.80	-58.17	0.39	-95.23	57.65	-13.00	-52.56	H	Main

Main Antenna

Part 22H Mode 5

LTE B26 10M Ch26840 1RB0 QPSK

L

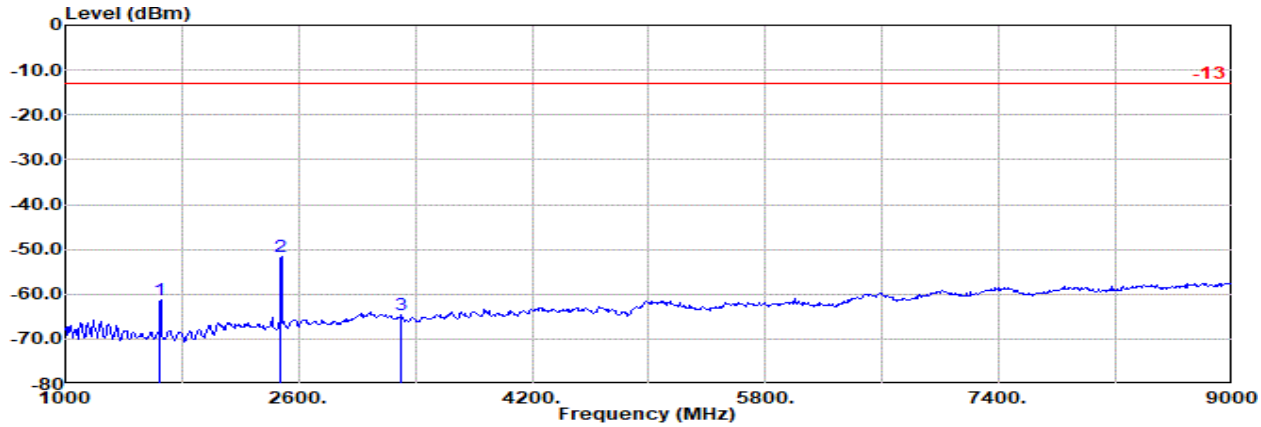

Site : 03CH12-HY
Condition: -13 3m 9120D-02114-240711 Horizontal
: LTE Band 26 10M Ch26840 1RB0 QPSK

	Freq	Level	Detector	Ant Factor	Amp\Cbl	Filter	EIRPCF	Reading	Limit	Margin	Pol
	MHz	dBm		dB/m	dB	dB	dB	dBuV	dBm	dB	
1	1649.00	-61.27	RMS	25.31	-61.00	0.75	-95.23	68.90	-13.00	-48.27	Horizontal
2	2474.00	-51.66	RMS	27.84	-59.77	0.51	-95.23	74.99	-13.00	-38.66	Horizontal
3	3298.00	-64.70	RMS	29.80	-58.13	0.39	-95.23	58.47	-13.00	-51.70	Horizontal

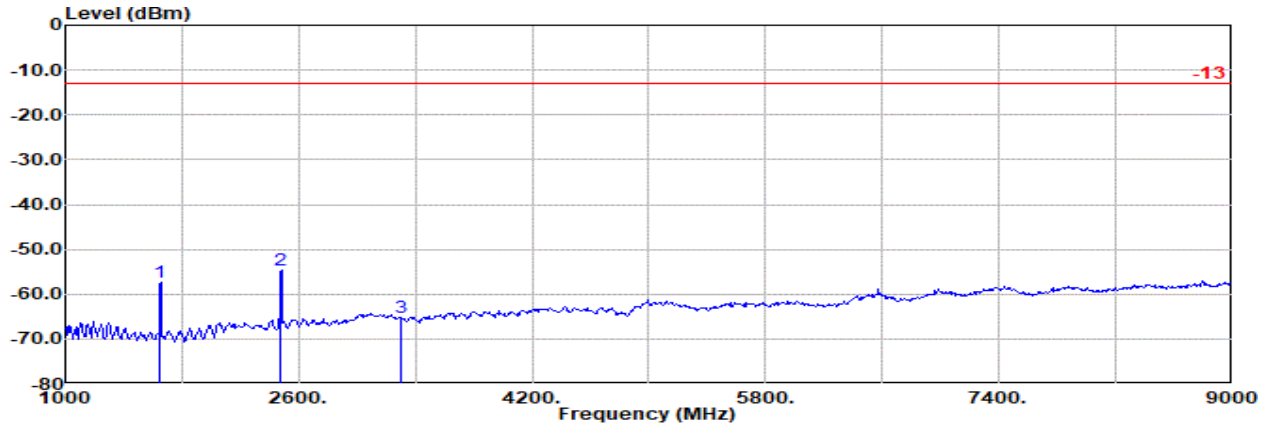

Site : 03CH12-HY
Condition: -13 3m 9120D-02114-240711 Vertical
: LTE Band 26 10M Ch26840 1RB0 QPSK

	Freq	Level	Detector	Ant Factor	Amp\Cbl	Filter	EIRPCF	Reading	Limit	Margin	Pol
	MHz	dBm		dB/m	dB	dB	dB	dBuV	dBm	dB	
1	1649.00	-57.39	RMS	25.31	-61.00	0.75	-95.23	72.78	-13.00	-44.39	Vertical
2	2474.00	-54.57	RMS	27.84	-59.77	0.51	-95.23	72.08	-13.00	-41.57	Vertical
3	3298.00	-65.06	RMS	29.80	-58.13	0.39	-95.23	58.11	-13.00	-52.06	Vertical

Main Antenna

Part 22H Mode 5

LTE B26 10M Ch26915 1RB0 QPSK

M

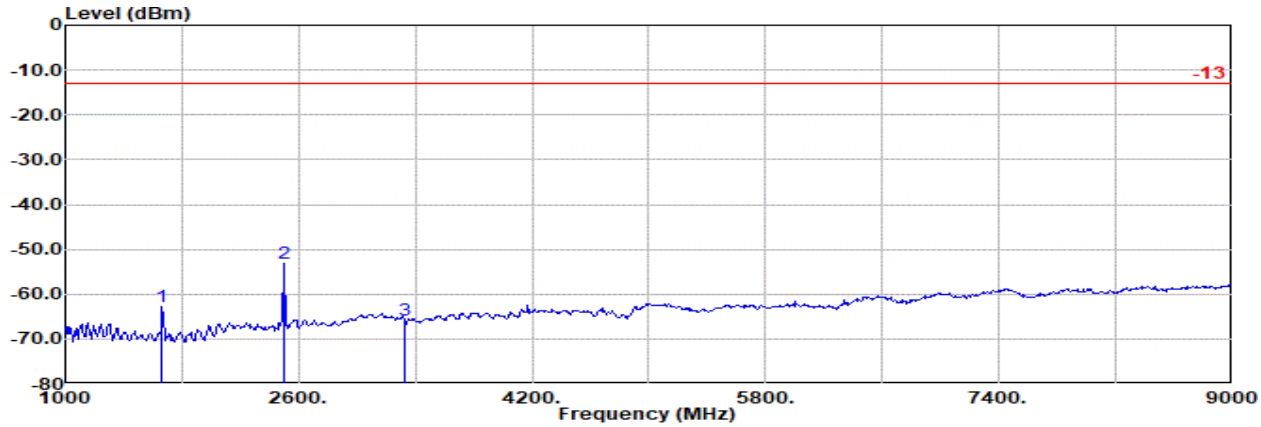

Site : 03CH12-HY
Condition: -13 3m 9120D-02114-240711 Horizontal
: LTE Band 26 10M Ch26915 1RB0 QPSK

	Freq	Level	Detector	Ant Factor	Amp\Cbl	Filter	EIRPCF	Reading	Limit	Margin	Pol
	MHz	dBm		dB/m	dB	dB	dB	dBuV	dBm	dB	
1	1664.00	-62.91	RMS	25.34	-60.98	0.74	-95.23	67.22	-13.00	-49.91	Horizontal
2	2496.00	-53.23	RMS	28.06	-59.75	0.50	-95.23	73.19	-13.00	-40.23	Horizontal
3	3328.00	-65.79	RMS	29.80	-58.09	0.40	-95.23	57.33	-13.00	-52.79	Horizontal

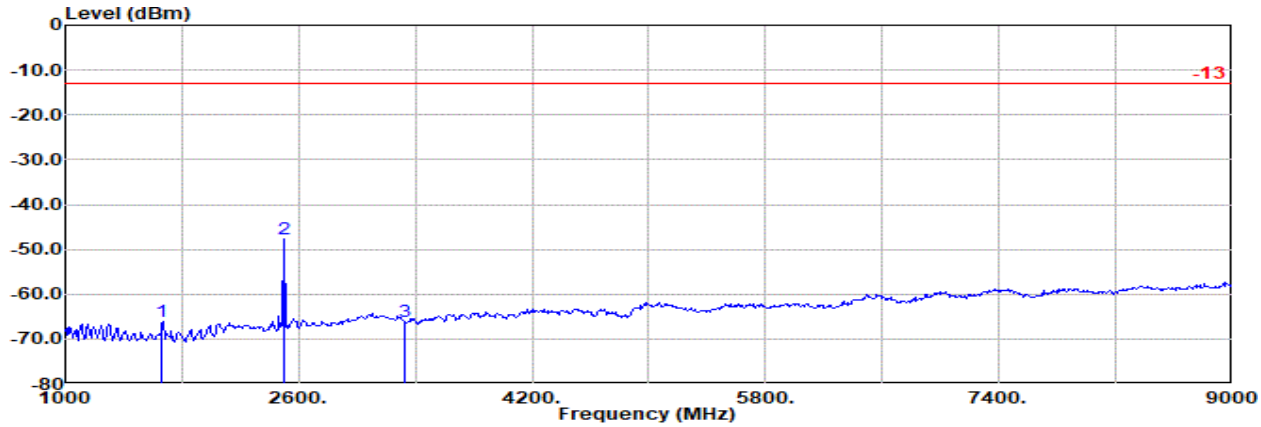

Site : 03CH12-HY
Condition: -13 3m 9120D-02114-240711 Vertical
: LTE Band 26 10M Ch26915 1RB0 QPSK

	Freq	Level	Detector	Ant Factor	Amp\Cbl	Filter	EIRPCF	Reading	Limit	Margin	Pol
	MHz	dBm		dB/m	dB	dB	dB	dBuV	dBm	dB	
1	1664.00	-66.12	RMS	25.34	-60.98	0.74	-95.23	64.01	-13.00	-53.12	Vertical
2	2496.00	-47.82	RMS	28.06	-59.75	0.50	-95.23	78.60	-13.00	-34.82	Vertical
3	3328.00	-66.02	RMS	29.80	-58.09	0.40	-95.23	57.10	-13.00	-53.02	Vertical

Main Antenna

Part 22H Mode 5

LTE B26 10M Ch26990 1RB0 QPSK

H

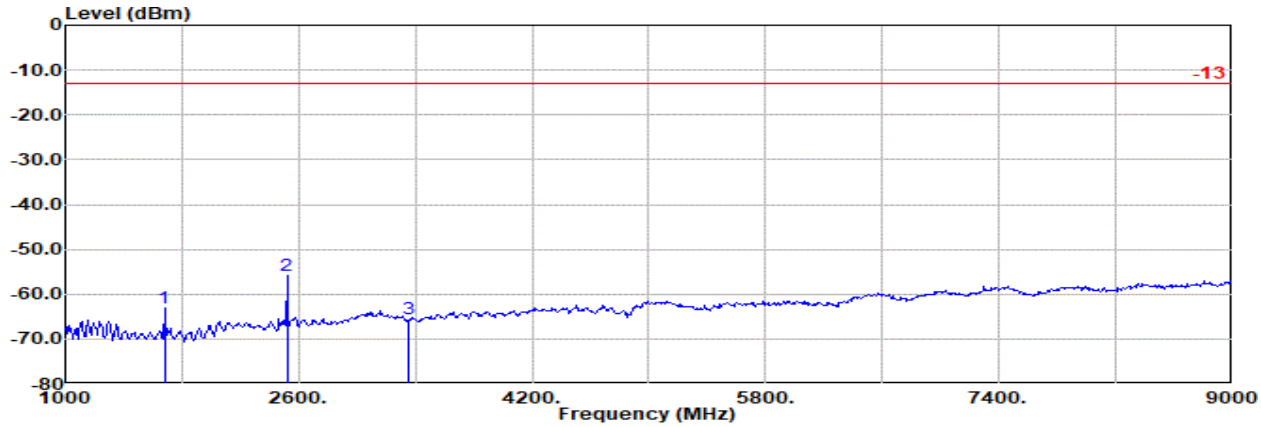

Site : 03CH12-HY
Condition: -13 3m 9120D-02114-240711 Horizontal
: LTE Band 26 10M Ch26990 1RB0 QPSK

	Freq	Level	Detector	Ant Factor	Amp\Cb l	Filter	EIRPCF	Readin g	Limit	Margin	Pol
	MHz	dBm		dB/m	dB	dB	dB	dBuV	dBm	dB	
1	1679.00	-63.09	RMS	25.40	-60.96	0.73	-95.23	66.97	-13.00	-50.09	Horizontal
2	2519.00	-55.82	RMS	28.29	-59.69	0.49	-95.23	70.32	-13.00	-42.82	Horizontal
3	3358.00	-65.51	RMS	29.78	-58.05	0.40	-95.23	57.59	-13.00	-52.51	Horizontal

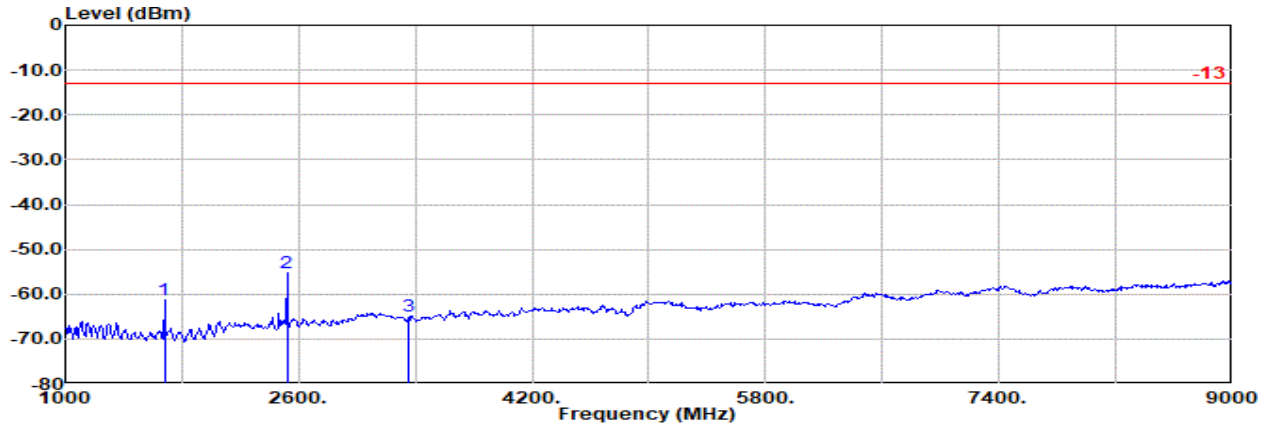

Site : 03CH12-HY
Condition: -13 3m 9120D-02114-240711 Vertical
: LTE Band 26 10M Ch26990 1RB0 QPSK

	Freq	Level	Detector	Ant Factor	Amp\Cb l	Filter	EIRPCF	Readin g	Limit	Margin	Pol
	MHz	dBm		dB/m	dB	dB	dB	dBuV	dBm	dB	
1	1679.00	-61.42	RMS	25.40	-60.96	0.73	-95.23	68.64	-13.00	-48.42	Vertical
2	2519.00	-55.38	RMS	28.29	-59.69	0.49	-95.23	70.76	-13.00	-42.38	Vertical
3	3358.00	-64.91	RMS	29.78	-58.05	0.40	-95.23	58.19	-13.00	-51.91	Vertical

Main Antenna

Part 24E Mode 8

LTE B25 20M Ch26140 1RB0 QPSK

L

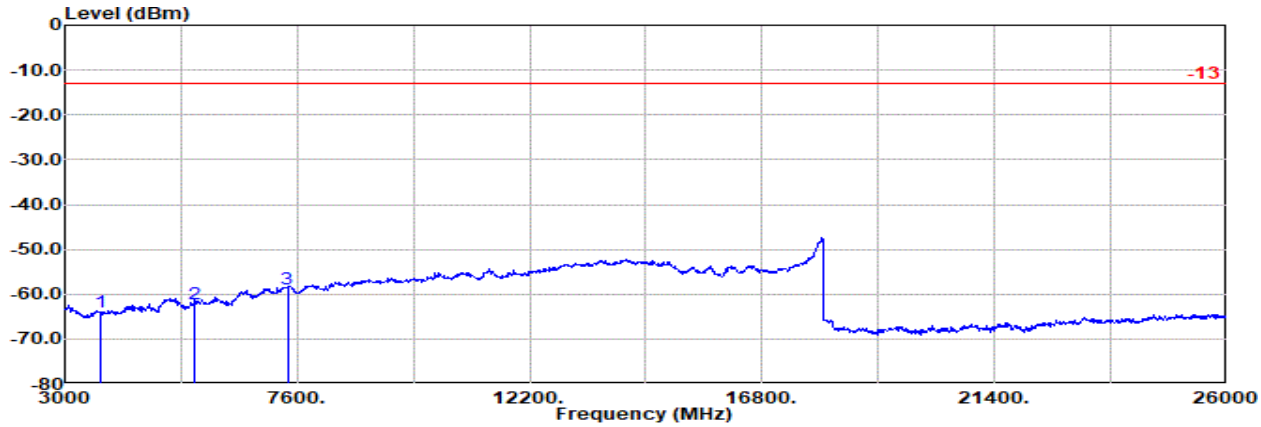

Site : 03CH12-HY
Condition: -13 3m 9120D-02114-240711 Horizontal
: LTE Band 25 20M Ch26140 1RB0 QPSK

	Freq	Level	Detector	Ant Factor	Amp\Cb l	Filter	EIRPCF	Readin g	Limit	Margin	Pol
	MHz	dBm		dB/m	dB	dB	dB	dBuV	dBm	dB	
1	3702.00	-63.97	RMS	29.91	-57.83	0.76	-95.23	58.42	-13.00	-50.97	Horizontal
2	5553.00	-62.04	RMS	33.10	-55.24	0.40	-95.23	54.93	-13.00	-49.04	Horizontal
3	7404.00	-58.86	RMS	36.61	-53.42	0.33	-95.23	52.85	-13.00	-45.86	Horizontal

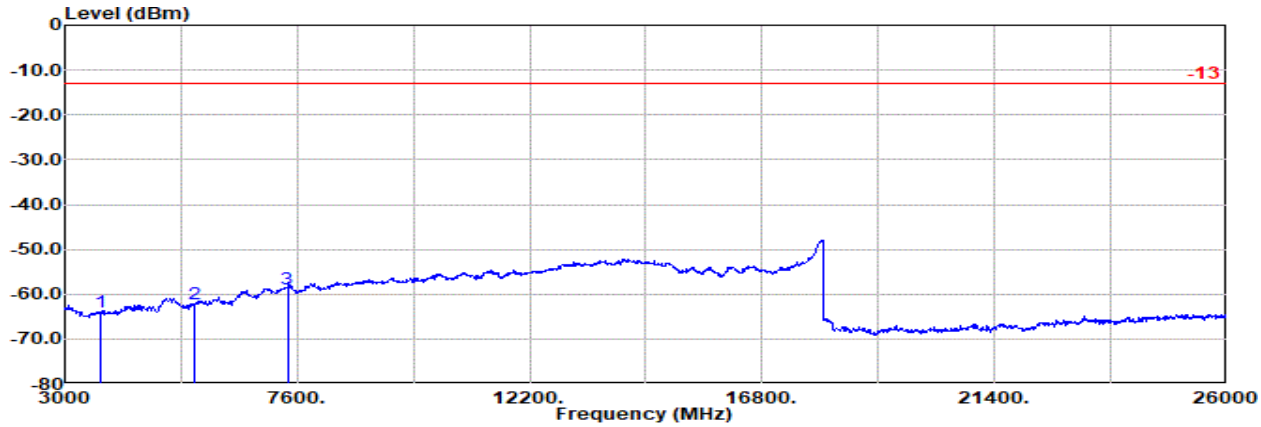

Site : 03CH12-HY
Condition: -13 3m 9120D-02114-240711 Vertical
: LTE Band 25 20M Ch26140 1RB0 QPSK

	Freq	Level	Detector	Ant Factor	Amp\Cb l	Filter	EIRPCF	Readin g	Limit	Margin	Pol
	MHz	dBm		dB/m	dB	dB	dB	dBuV	dBm	dB	
1	3702.00	-64.12	RMS	29.91	-57.83	0.76	-95.23	58.27	-13.00	-51.12	Vertical
2	5553.00	-62.14	RMS	33.10	-55.24	0.40	-95.23	54.83	-13.00	-49.14	Vertical
3	7404.00	-58.75	RMS	36.61	-53.42	0.33	-95.23	52.96	-13.00	-45.75	Vertical

Main Antenna

Part 24E Mode 8

LTE B25 20M Ch26340 1RB0 QPSK

M

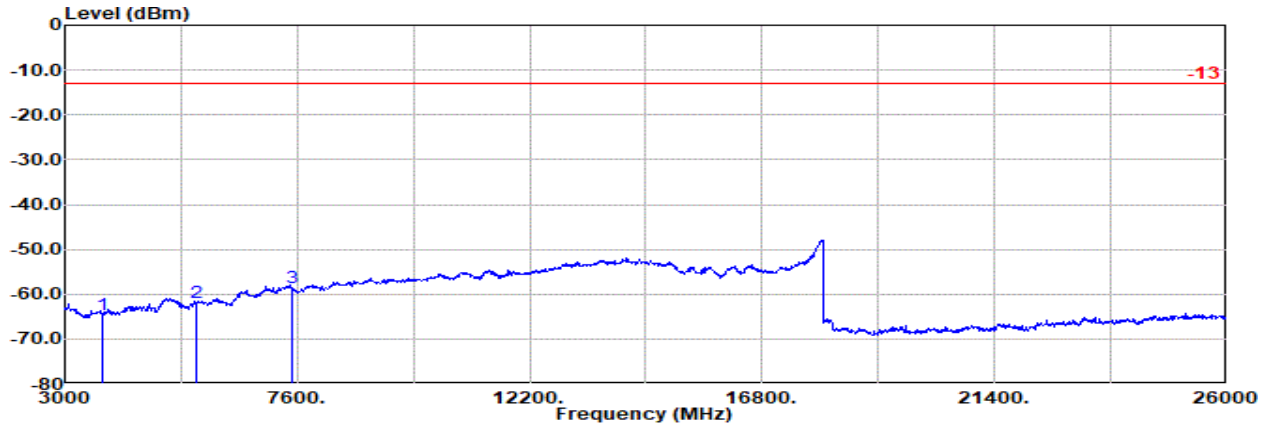

Site : 03CH12-HY
Condition: -13 3m 9120D-02114-240711 Horizontal
: LTE Band 25 20M Ch26340 1RB0 QPSK

	Freq	Level	Detector	Ant Factor	Amp\Cb l	Filter	EIRPCF	Readin g	Limit	Margin	Pol
	MHz	dBm		dB/m	dB	dB	dB	dBuV	dBm	dB	
1	3742.00	-64.46	RMS	30.07	-57.81	0.72	-95.23	57.79	-13.00	-51.46	Horizontal
2	5613.00	-61.95	RMS	33.13	-55.10	0.39	-95.23	54.86	-13.00	-48.95	Horizontal
3	7484.00	-58.42	RMS	36.63	-53.40	0.34	-95.23	53.24	-13.00	-45.42	Horizontal

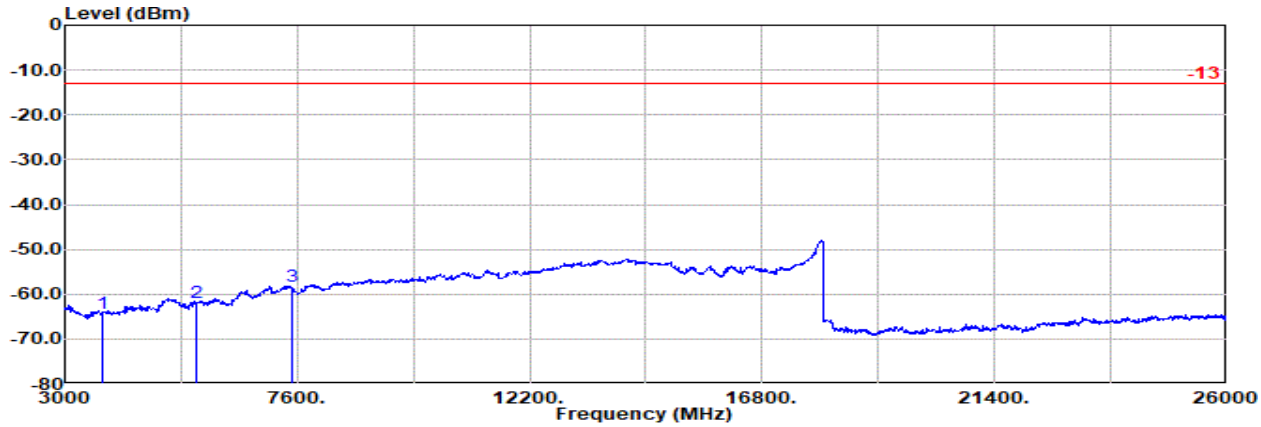

Site : 03CH12-HY
Condition: -13 3m 9120D-02114-240711 Vertical
: LTE Band 25 20M Ch26340 1RB0 QPSK

	Freq	Level	Detector	Ant Factor	Amp\Cb l	Filter	EIRPCF	Readin g	Limit	Margin	Pol
	MHz	dBm		dB/m	dB	dB	dB	dBuV	dBm	dB	
1	3742.00	-64.28	RMS	30.07	-57.81	0.72	-95.23	57.97	-13.00	-51.28	Vertical
2	5613.00	-61.83	RMS	33.13	-55.10	0.39	-95.23	54.98	-13.00	-48.83	Vertical
3	7484.00	-58.38	RMS	36.63	-53.40	0.34	-95.23	53.28	-13.00	-45.38	Vertical

Main Antenna

Part 24E Mode 8

LTE B25 20M Ch26590 1RB0 QPSK

H

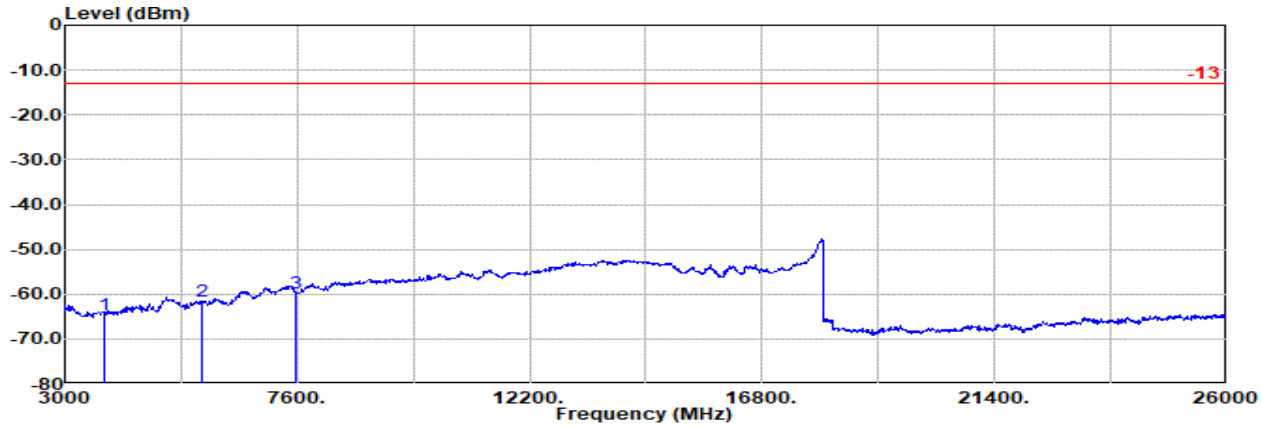

Site : 03CH12-HY
Condition: -13 3m 9120D-02114-240711 Horizontal
: LTE Band 25 20M Ch26590 1RB0 QPSK

	Freq	Level	Detector	Ant Factor	Amp\Cb l	Filter	EIRPCF	Readin g	Limit	Margin	Pol
	MHz	dBm		dB/m	dB	dB	dB	dBuV	dBm	dB	
1	3792.00	-64.50	RMS	30.44	-57.78	0.67	-95.23	57.40	-13.00	-51.50	Horizontal
2	5698.00	-61.57	RMS	33.58	-54.93	0.39	-95.23	54.62	-13.00	-48.57	Horizontal
3	7584.00	-59.75	RMS	36.37	-53.42	0.36	-95.23	52.17	-13.00	-46.75	Horizontal

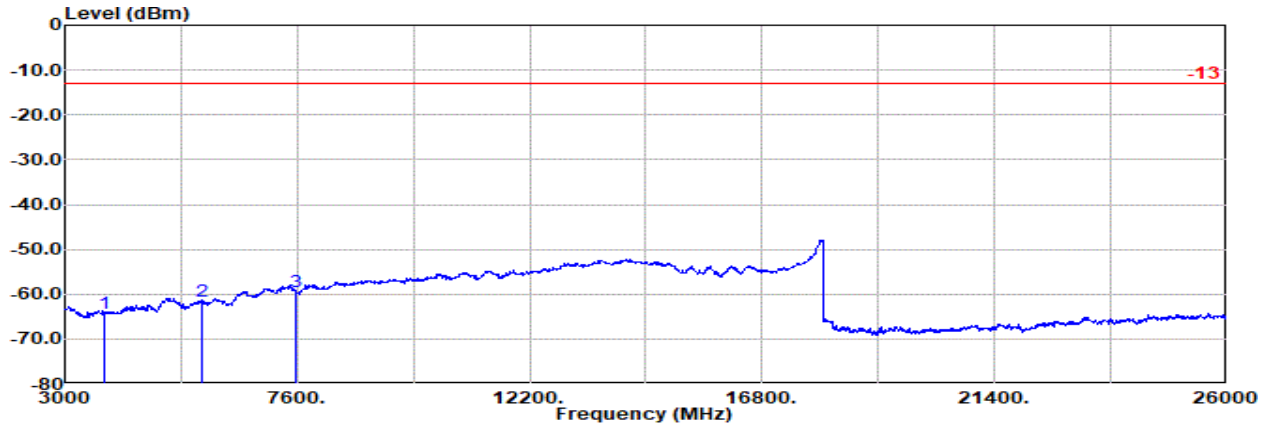

Site : 03CH12-HY
Condition: -13 3m 9120D-02114-240711 Vertical
: LTE Band 25 20M Ch26590 1RB0 QPSK

	Freq	Level	Detector	Ant Factor	Amp\Cb l	Filter	EIRPCF	Readin g	Limit	Margin	Pol
	MHz	dBm		dB/m	dB	dB	dB	dBuV	dBm	dB	
1	3792.00	-64.29	RMS	30.44	-57.78	0.67	-95.23	57.61	-13.00	-51.29	Vertical
2	5698.00	-61.60	RMS	33.58	-54.93	0.39	-95.23	54.59	-13.00	-48.60	Vertical
3	7584.00	-59.46	RMS	36.37	-53.42	0.36	-95.23	52.46	-13.00	-46.46	Vertical

Main Antenna

Part 27F Mode 1

LTE B13 5M Ch23205 1RB0 QPSK

L

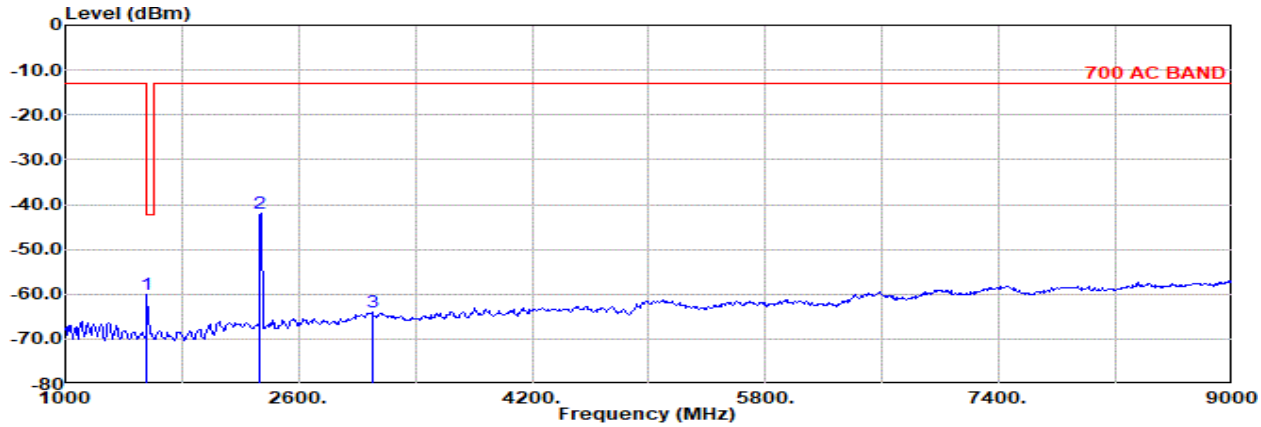

Site : 03CH12-HY
Condition: 700 AC BAND 3m 9120D-02114-240711 Horizontal
: LTE Band 13 5M Ch23205 1RB0 QPSK

	Freq	Level	Detector	Ant Factor	Amp\Cbl	Filter	EIRPCF	Reading	Limit	Margin	Pol
	MHz	dBm		dB/m	dB	dB	dB	dBuV	dBm	dB	
1	1555.00	-60.13	RMS	25.50	-61.20	0.85	-95.23	69.95	-13.00	-47.13	Horizontal
2	2332.00	-41.86	RMS	27.22	-59.96	0.58	-95.23	85.53	-13.00	-28.86	Horizontal
3	3109.00	-63.98	RMS	29.82	-58.37	0.39	-95.23	59.41	-13.00	-50.98	Horizontal

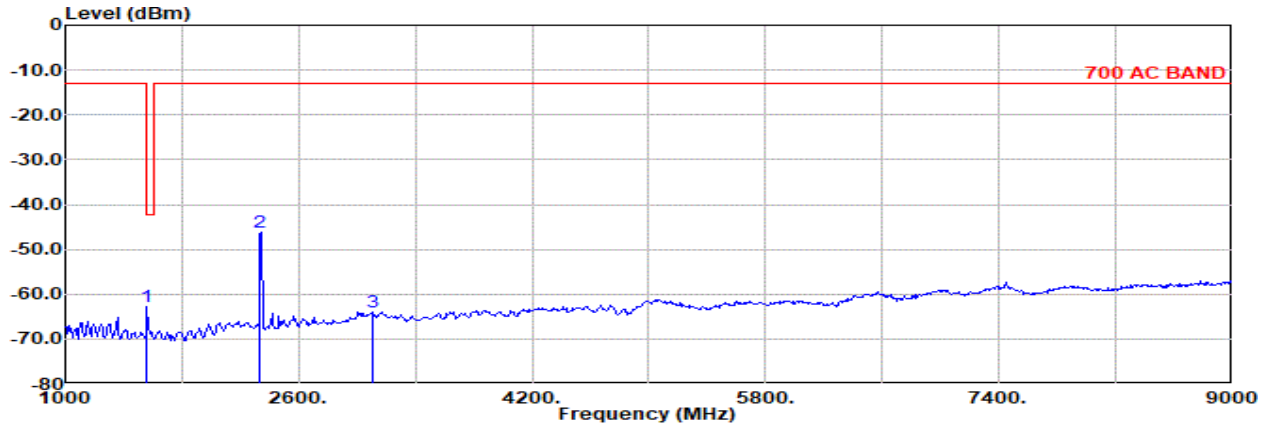

Site : 03CH12-HY
Condition: 700 AC BAND 3m 9120D-02114-240711 Vertical
: LTE Band 13 5M Ch23205 1RB0 QPSK

	Freq	Level	Detector	Ant Factor	Amp\Cbl	Filter	EIRPCF	Reading	Limit	Margin	Pol
	MHz	dBm		dB/m	dB	dB	dB	dBuV	dBm	dB	
1	1555.00	-62.92	RMS	25.50	-61.20	0.85	-95.23	67.16	-13.00	-49.92	Vertical
2	2332.00	-46.24	RMS	27.22	-59.96	0.58	-95.23	81.15	-13.00	-33.24	Vertical
3	3109.00	-64.13	RMS	29.82	-58.37	0.39	-95.23	59.26	-13.00	-51.13	Vertical

Main Antenna

Part 27F Mode 1

LTE B13 5M Ch23230 1RB0 QPSK

M

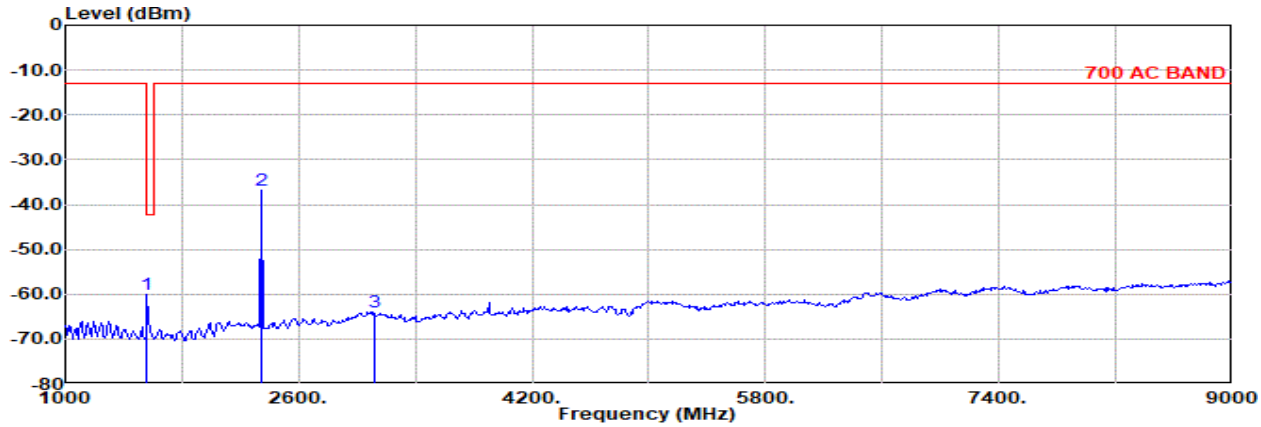

Site : 03CH12-HY
Condition: 700 AC BAND 3m 9120D-02114-240711 Horizontal
: LTE Band 13 5M Ch23230 1RB0 QPSK

	Freq	Level	Detector	Ant Factor	Amp\Cbl	Filter	EIRPCF	Reading	Limit	Margin	Pol
	MHz	dBm		dB/m	dB	dB	dB	dBuV	dBm	dB	
1	1559.00	-59.95	RMS	25.42	-61.19	0.85	-95.23	70.20	-42.15	-17.80	Horizontal
2	2339.00	-36.88	RMS	27.29	-59.95	0.58	-95.23	90.43	-13.00	-23.88	Horizontal
3	3119.00	-64.11	RMS	29.84	-58.36	0.39	-95.23	59.25	-13.00	-51.11	Horizontal

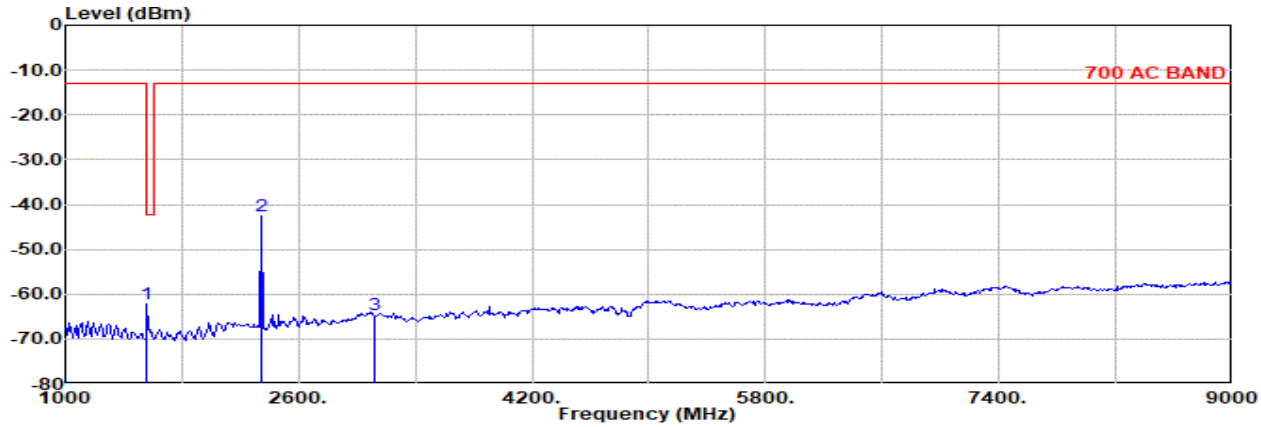

Site : 03CH12-HY
Condition: 700 AC BAND 3m 9120D-02114-240711 Vertical
: LTE Band 13 5M Ch23230 1RB0 QPSK

	Freq	Level	Detector	Ant Factor	Amp\Cbl	Filter	EIRPCF	Reading	Limit	Margin	Pol
	MHz	dBm		dB/m	dB	dB	dB	dBuV	dBm	dB	
1	1559.00	-62.14	RMS	25.42	-61.19	0.85	-95.23	68.01	-42.15	-19.99	Vertical
2	2339.00	-42.46	RMS	27.29	-59.95	0.58	-95.23	84.85	-13.00	-29.46	Vertical
3	3119.00	-64.50	RMS	29.84	-58.36	0.39	-95.23	58.86	-13.00	-51.50	Vertical

Main Antenna

Part 27F Mode 1

LTE B13 5M Ch23255 1RB0 QPSK

H

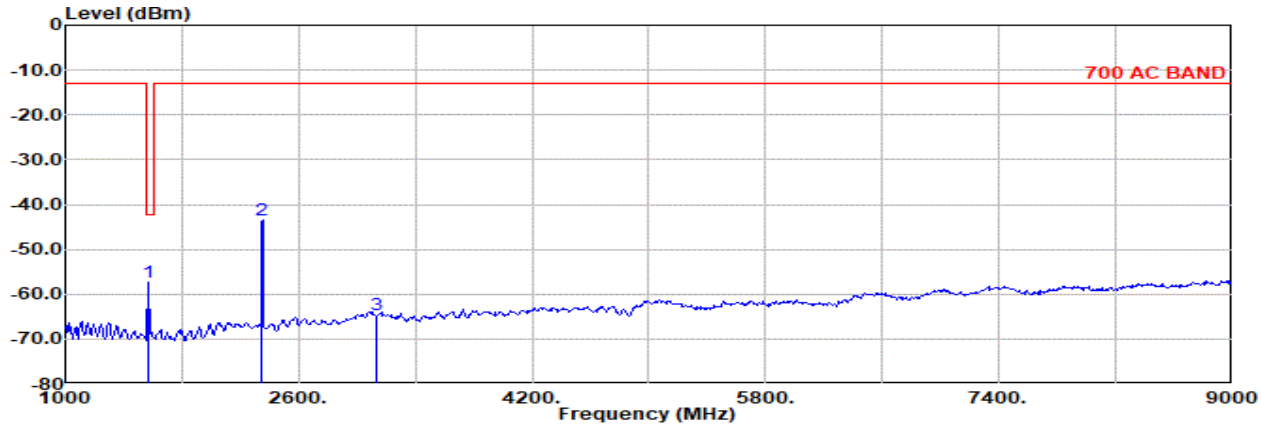

Site : 03CH12-HY
Condition: 700 AC BAND 3m 9120D-02114-240711 Horizontal
: LTE Band 13 5M Ch23255 1RB0 QPSK

	Freq	Level	Detector	Ant Factor	Amp\Cbl	Filter	EIRPCF	Reading	Limit	Margin	Pol
	MHz	dBm		dB/m	dB	dB	dB	dBuV	dBm	dB	
1	1565.00	-57.49	RMS	25.40	-61.17	0.84	-95.23	72.67	-42.15	-15.34	Horizontal
2	2347.00	-43.49	RMS	27.30	-59.94	0.57	-95.23	83.81	-13.00	-30.49	Horizontal
3	3129.00	-64.68	RMS	29.86	-58.35	0.39	-95.23	58.65	-13.00	-51.68	Horizontal

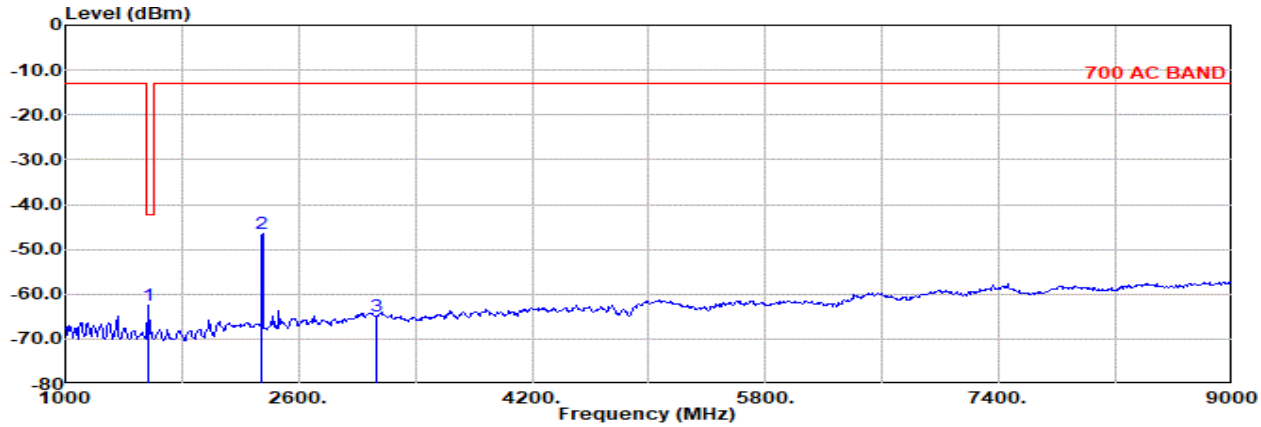

Site : 03CH12-HY
Condition: 700 AC BAND 3m 9120D-02114-240711 Vertical
: LTE Band 13 5M Ch23255 1RB0 QPSK

	Freq	Level	Detector	Ant Factor	Amp\Cbl	Filter	EIRPCF	Reading	Limit	Margin	Pol
	MHz	dBm		dB/m	dB	dB	dB	dBuV	dBm	dB	
1	1565.00	-62.38	RMS	25.40	-61.17	0.84	-95.23	67.78	-42.15	-20.23	Vertical
2	2347.00	-46.62	RMS	27.30	-59.94	0.57	-95.23	80.68	-13.00	-33.62	Vertical
3	3129.00	-64.82	RMS	29.86	-58.35	0.39	-95.23	58.51	-13.00	-51.82	Vertical

Main Antenna

Part 27F Mode 2

LTE B13 10M Ch23230 1RB0 QPSK

M

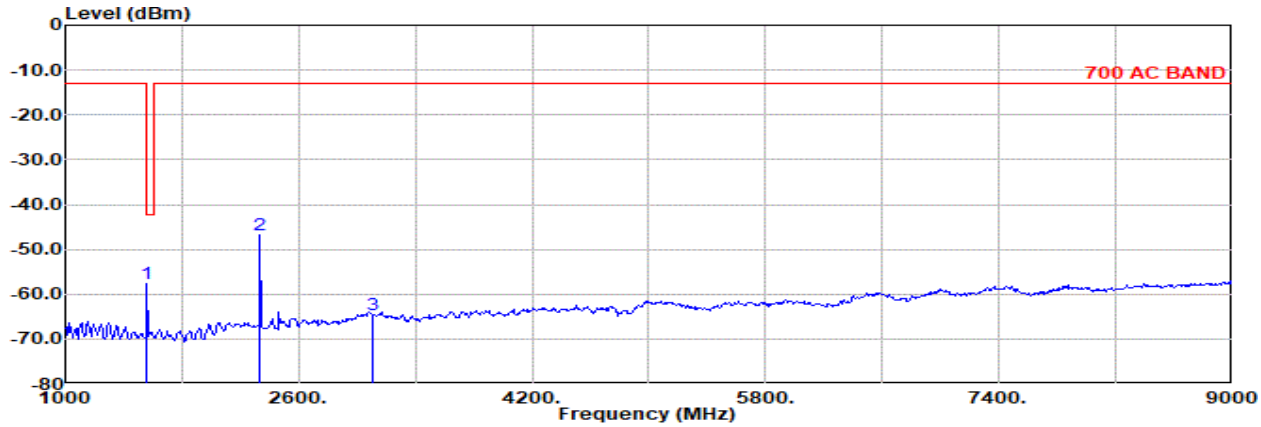

Site : 03CH12-HY
Condition: 700 AC BAND 3m 9120D-02114-240711 Horizontal
: LTE Band 13 10M Ch23230 1RB0 QPSK

	Freq	Level	Detector	Ant Factor	Amp\Cbl	Filter	EIRPCF	Reading	Limit	Margin	Pol
	MHz	dBm		dB/m	dB	dB	dB	dBuV	dBm	dB	
1	1555.00	-57.73	RMS	25.50	-61.20	0.85	-95.23	72.35	-13.00	-44.73	Horizontal
2	2333.00	-46.77	RMS	27.23	-59.96	0.58	-95.23	80.61	-13.00	-33.77	Horizontal
3	3110.00	-64.47	RMS	29.82	-58.37	0.39	-95.23	58.92	-13.00	-51.47	Horizontal

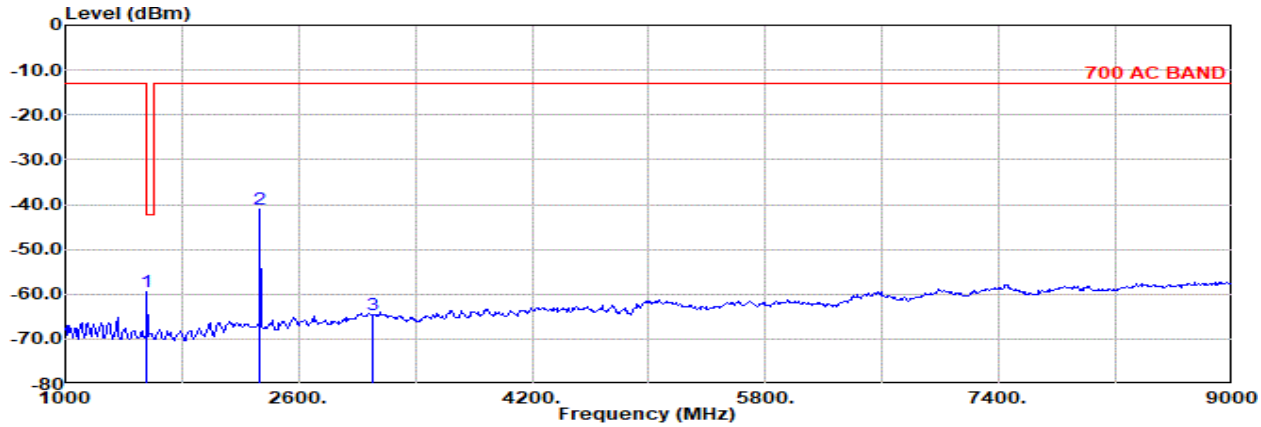

Site : 03CH12-HY
Condition: 700 AC BAND 3m 9120D-02114-240711 Vertical
: LTE Band 13 10M Ch23230 1RB0 QPSK

	Freq	Level	Detector	Ant Factor	Amp\Cbl	Filter	EIRPCF	Reading	Limit	Margin	Pol
	MHz	dBm		dB/m	dB	dB	dB	dBuV	dBm	dB	
1	1555.00	-59.45	RMS	25.50	-61.20	0.85	-95.23	70.63	-13.00	-46.45	Vertical
2	2333.00	-41.01	RMS	27.23	-59.96	0.58	-95.23	86.37	-13.00	-28.01	Vertical
3	3110.00	-64.51	RMS	29.82	-58.37	0.39	-95.23	58.88	-13.00	-51.51	Vertical

Main Antenna

Part 27L Mode 10

LTE B4 20M Ch20050 1RB0 QPSK

L

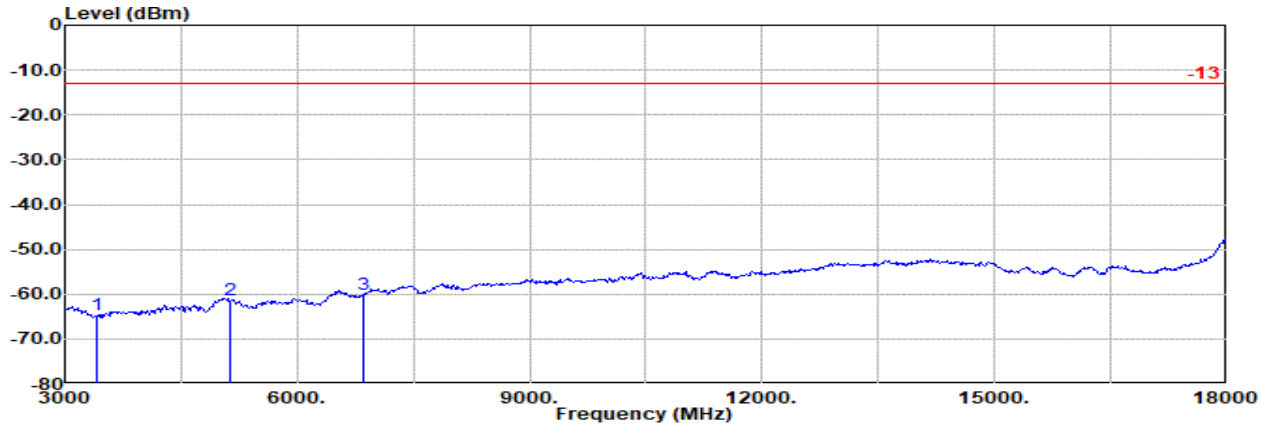

Site : 03CH12-HY
Condition: -13 3m 9120D-02114-240711 Horizontal
: LTE Band 4 20M Ch20050 1RB0 QPSK

	Freq	Level	Detector	Ant Factor	Amp\Cb l	Filter	EIRPCF	Readin g	Limit	Margin	Pol
	MHz	dBm		dB/m	dB	dB	dB	dBuV	dBm	dB	
1	3422.00	-64.56	RMS	29.66	-57.98	1.05	-95.23	57.94	-13.00	-51.56	Horizontal
2	5133.00	-61.31	RMS	33.33	-56.29	0.47	-95.23	56.41	-13.00	-48.31	Horizontal
3	6844.00	-60.09	RMS	36.10	-53.79	0.34	-95.23	52.49	-13.00	-47.09	Horizontal

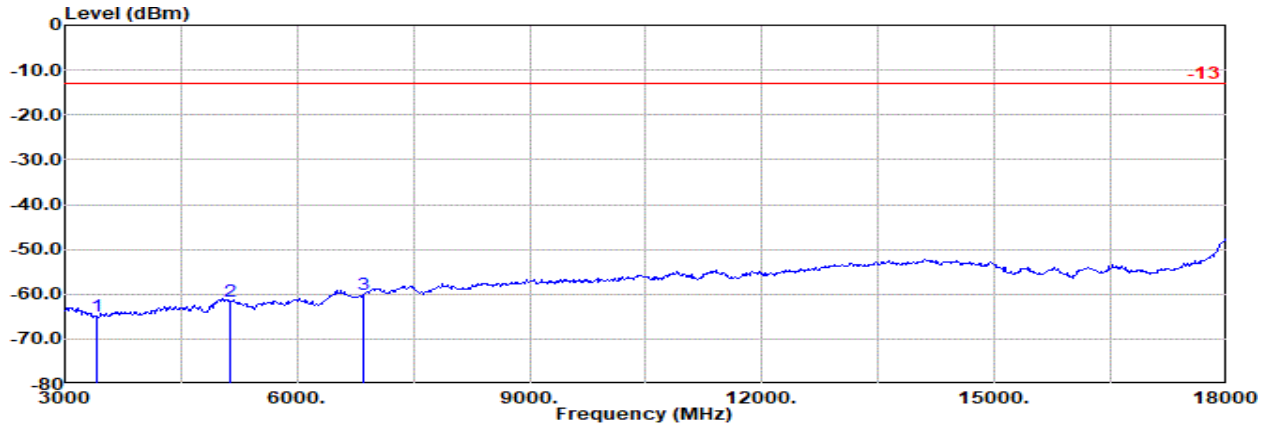

Site : 03CH12-HY
Condition: -13 3m 9120D-02114-240711 Vertical
: LTE Band 4 20M Ch20050 1RB0 QPSK

	Freq	Level	Detector	Ant Factor	Amp\Cb l	Filter	EIRPCF	Readin g	Limit	Margin	Pol
	MHz	dBm		dB/m	dB	dB	dB	dBuV	dBm	dB	
1	3422.00	-64.76	RMS	29.66	-57.98	1.05	-95.23	57.74	-13.00	-51.76	Vertical
2	5133.00	-61.49	RMS	33.33	-56.29	0.47	-95.23	56.23	-13.00	-48.49	Vertical
3	6844.00	-60.19	RMS	36.10	-53.79	0.34	-95.23	52.39	-13.00	-47.19	Vertical

Main Antenna

Part 27L Mode 10

LTE B4 20M Ch20175 1RB0 QPSK

M

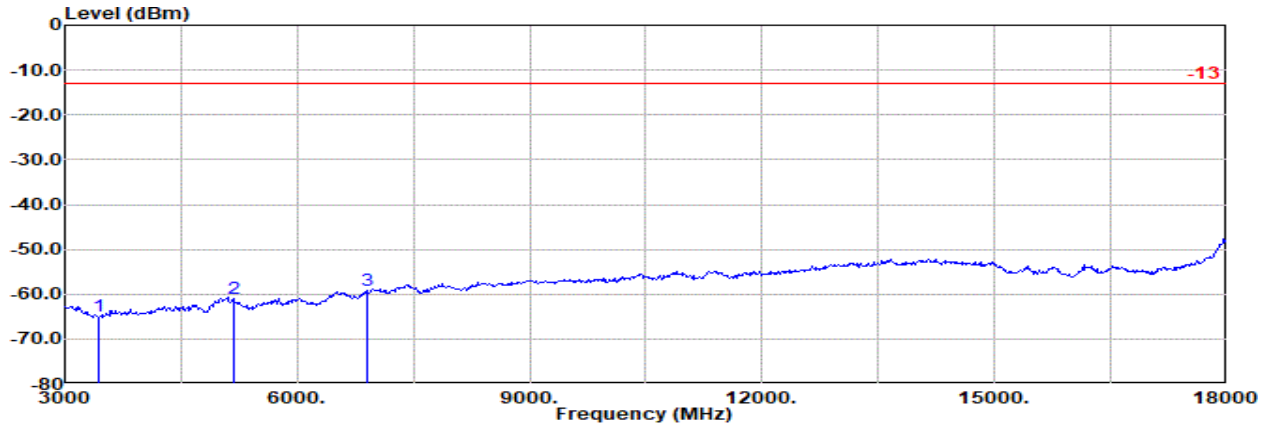

Site : 03CH12-HY
Condition: -13 3m 9120D-02114-240711 Horizontal
: LTE Band 4 20M Ch20175 1RB0 QPSK

	Freq	Level	Detector	Ant Factor	Amp\Cb l	Filter	EIRPCF	Readin g	Limit	Margin	Pol
	MHz	dBm		dB/m	dB	dB	dB	dBuV	dBm	dB	
1	3447.00	-64.99	RMS	29.61	-57.96	1.02	-95.23	57.57	-13.00	-51.99	Horizontal
2	5171.00	-61.13	RMS	33.36	-56.19	0.47	-95.23	56.46	-13.00	-48.13	Horizontal
3	6894.00	-59.13	RMS	36.10	-53.74	0.34	-95.23	53.40	-13.00	-46.13	Horizontal

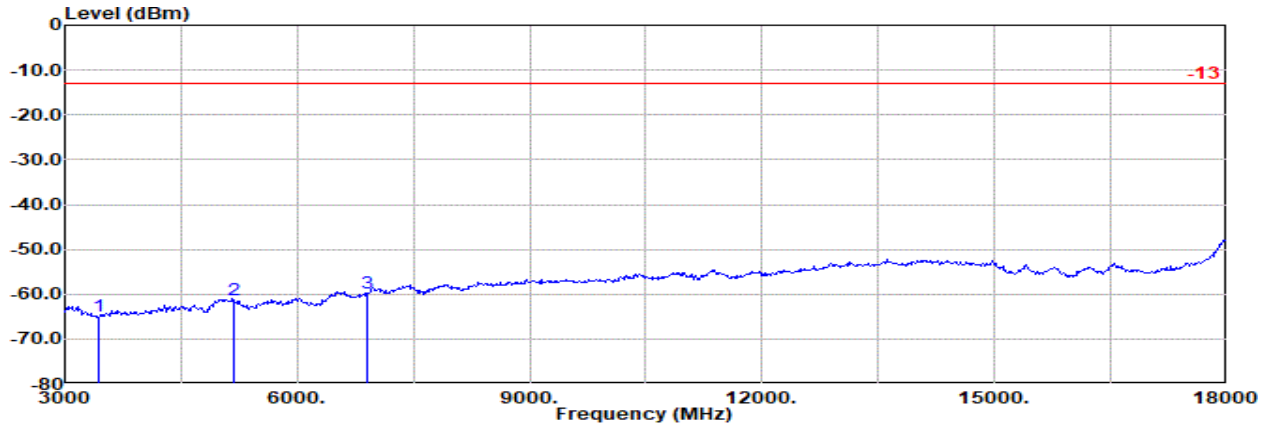

Site : 03CH12-HY
Condition: -13 3m 9120D-02114-240711 Vertical
: LTE Band 4 20M Ch20175 1RB0 QPSK

	Freq	Level	Detector	Ant Factor	Amp\Cb l	Filter	EIRPCF	Readin g	Limit	Margin	Pol
	MHz	dBm		dB/m	dB	dB	dB	dBuV	dBm	dB	
1	3447.00	-64.85	RMS	29.61	-57.96	1.02	-95.23	57.71	-13.00	-51.85	Vertical
2	5171.00	-61.38	RMS	33.36	-56.19	0.47	-95.23	56.21	-13.00	-48.38	Vertical
3	6894.00	-59.70	RMS	36.10	-53.74	0.34	-95.23	52.83	-13.00	-46.70	Vertical

Main Antenna

Part 27L Mode 10

LTE B4 20M Ch20300 1RB0 QPSK

H

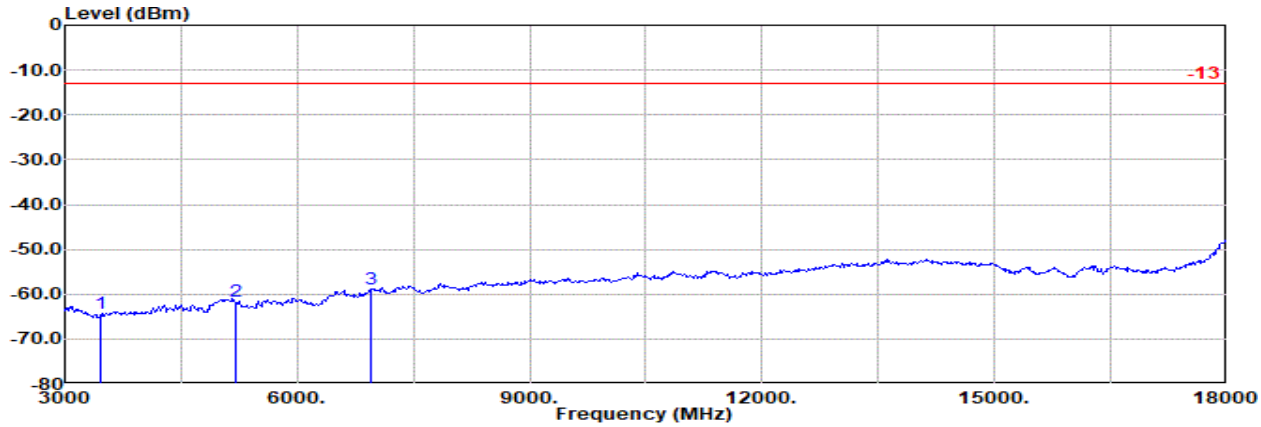

Site : 03CH12-HY
Condition: -13 3m 9120D-02114-240711 Horizontal
: LTE Band 4 20M Ch20300 1RB0 QPSK

	Freq	Level	Detector	Ant Factor	Amp\Cb l	Filter	EIRPCF	Readin g	Limit	Margin	Pol
	MHz	dBm		dB/m	dB	dB	dB	dBuV	dBm	dB	
1	3472.00	-64.18	RMS	29.60	-57.93	0.99	-95.23	58.39	-13.00	-51.18	Horizontal
2	5208.00	-61.57	RMS	33.28	-56.09	0.47	-95.23	56.00	-13.00	-48.57	Horizontal
3	6944.00	-58.73	RMS	36.01	-53.70	0.34	-95.23	53.85	-13.00	-45.73	Horizontal

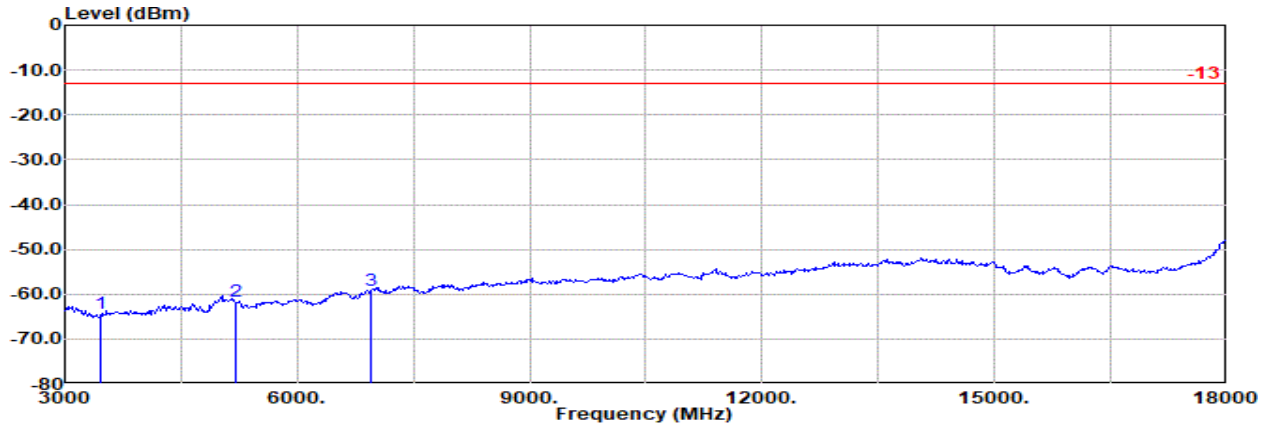

Site : 03CH12-HY
Condition: -13 3m 9120D-02114-240711 Vertical
: LTE Band 4 20M Ch20300 1RB0 QPSK

	Freq	Level	Detector	Ant Factor	Amp\Cb l	Filter	EIRPCF	Readin g	Limit	Margin	Pol
	MHz	dBm		dB/m	dB	dB	dB	dBuV	dBm	dB	
1	3472.00	-64.44	RMS	29.60	-57.93	0.99	-95.23	58.13	-13.00	-51.44	Vertical
2	5208.00	-61.54	RMS	33.28	-56.09	0.47	-95.23	56.03	-13.00	-48.54	Vertical
3	6944.00	-59.14	RMS	36.01	-53.70	0.34	-95.23	53.44	-13.00	-46.14	Vertical

Main Antenna

Part 27L Mode 11

LTE B66 20M Ch132072 1RB0 QPSK

L

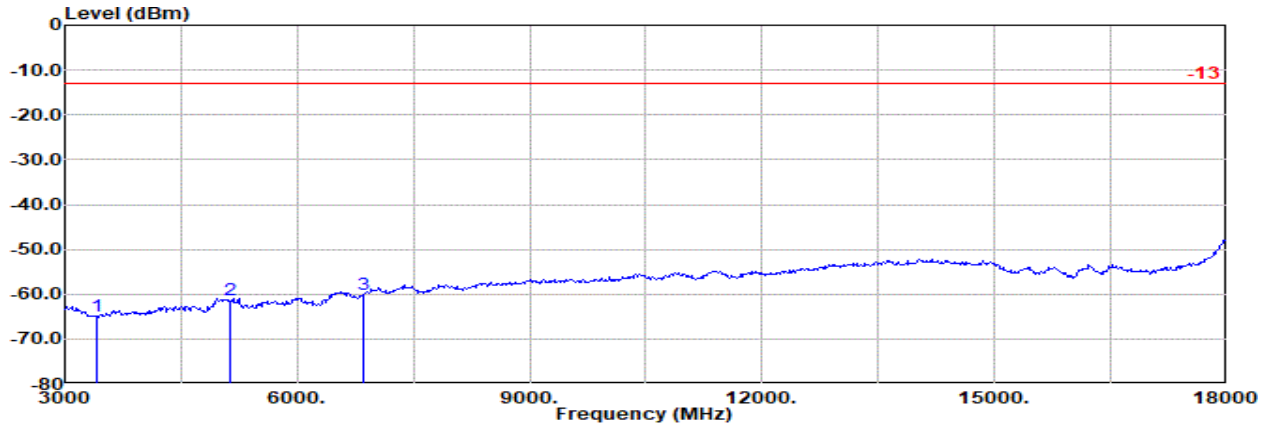

Site : 03CH12-HY
Condition: -13 3m 9120D-02114-240711 Horizontal
: LTE Band 66 20M Ch132072 1RB0 QPSK

	Freq	Level	Detector	Ant Factor	Amp\Cbl	Filter	EIRPCF	Reading	Limit	Margin	Pol
	MHz	dBm		dB/m	dB	dB	dB	dBuV	dBm	dB	
1	3422.00	-64.95	RMS	29.66	-57.98	1.05	-95.23	57.55	-13.00	-51.95	Horizontal
2	5133.00	-61.38	RMS	33.33	-56.29	0.47	-95.23	56.34	-13.00	-48.38	Horizontal
3	6844.00	-60.21	RMS	36.10	-53.79	0.34	-95.23	52.37	-13.00	-47.21	Horizontal

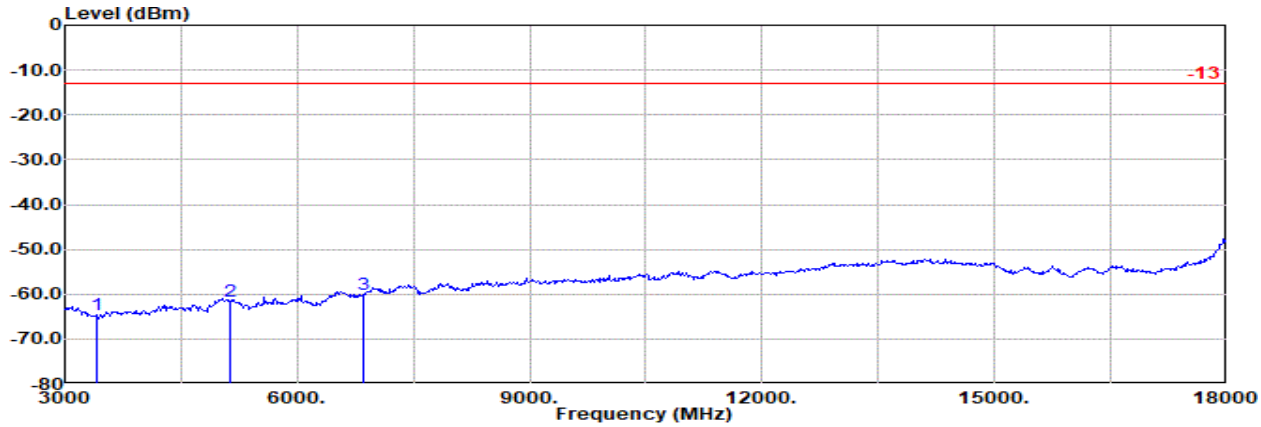

Site : 03CH12-HY
Condition: -13 3m 9120D-02114-240711 Vertical
: LTE Band 66 20M Ch132072 1RB0 QPSK

	Freq	Level	Detector	Ant Factor	Amp\Cbl	Filter	EIRPCF	Reading	Limit	Margin	Pol
	MHz	dBm		dB/m	dB	dB	dB	dBuV	dBm	dB	
1	3422.00	-64.53	RMS	29.66	-57.98	1.05	-95.23	57.97	-13.00	-51.53	Vertical
2	5133.00	-61.47	RMS	33.33	-56.29	0.47	-95.23	56.25	-13.00	-48.47	Vertical
3	6844.00	-60.20	RMS	36.10	-53.79	0.34	-95.23	52.38	-13.00	-47.20	Vertical

Main Antenna

Part 27L Mode 11

LTE B66 20M Ch132322 1RB0 QPSK

M

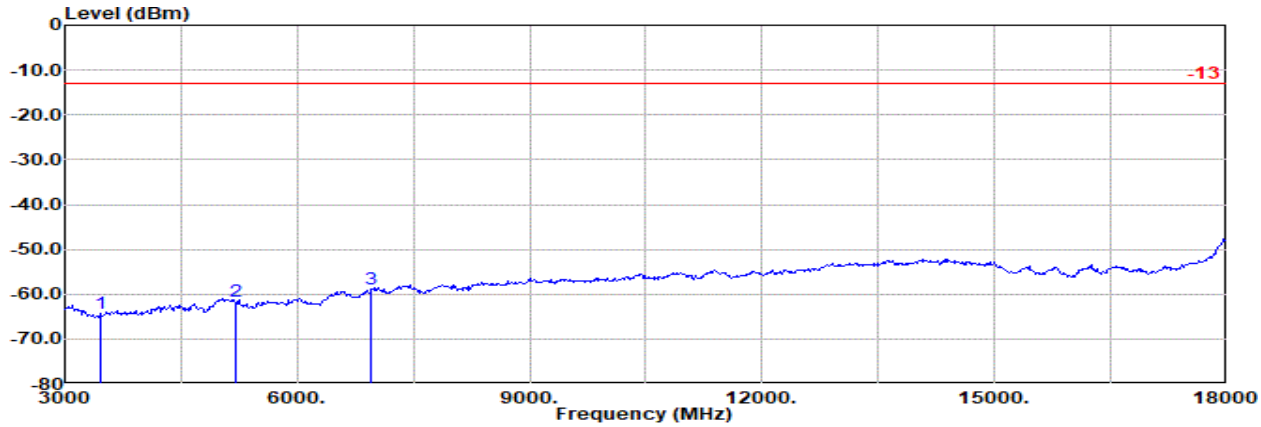

Site : 03CH12-HY
Condition: -13 3m 9120D-02114-240711 Horizontal
: LTE Band 66 20M Ch132322 1RB0 QPSK

	Freq	Level	Detector	Ant Factor	Amp\Cb l	Filter	EIRPCF	Readin g	Limit	Margin	Pol
	MHz	dBm		dB/m	dB	dB	dB	dBuV	dBm	dB	
1	3472.00	-64.39	RMS	29.60	-57.93	0.99	-95.23	58.18	-13.00	-51.39	Horizontal
2	5208.00	-61.60	RMS	33.28	-56.09	0.47	-95.23	55.97	-13.00	-48.60	Horizontal
3	6944.00	-58.99	RMS	36.01	-53.70	0.34	-95.23	53.59	-13.00	-45.99	Horizontal

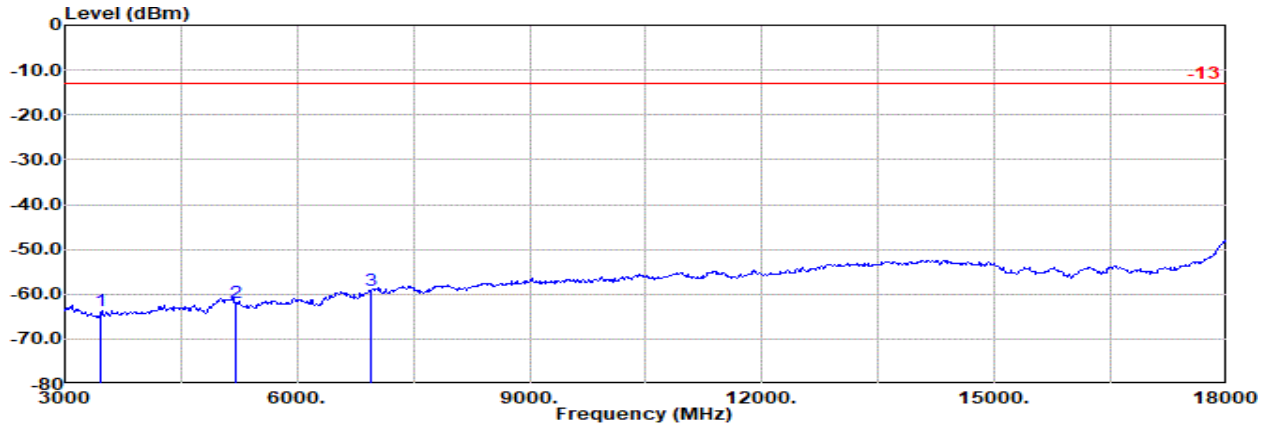

Site : 03CH12-HY
Condition: -13 3m 9120D-02114-240711 Vertical
: LTE Band 66 20M Ch132322 1RB0 QPSK

	Freq	Level	Detector	Ant Factor	Amp\Cb l	Filter	EIRPCF	Readin g	Limit	Margin	Pol
	MHz	dBm		dB/m	dB	dB	dB	dBuV	dBm	dB	
1	3472.00	-63.59	RMS	29.60	-57.93	0.99	-95.23	58.98	-13.00	-50.59	Vertical
2	5208.00	-61.78	RMS	33.28	-56.09	0.47	-95.23	55.79	-13.00	-48.78	Vertical
3	6944.00	-59.25	RMS	36.01	-53.70	0.34	-95.23	53.33	-13.00	-46.25	Vertical

Main Antenna

Part 27L Mode 11

LTE B66 20M Ch132572 1RB0 QPSK

H

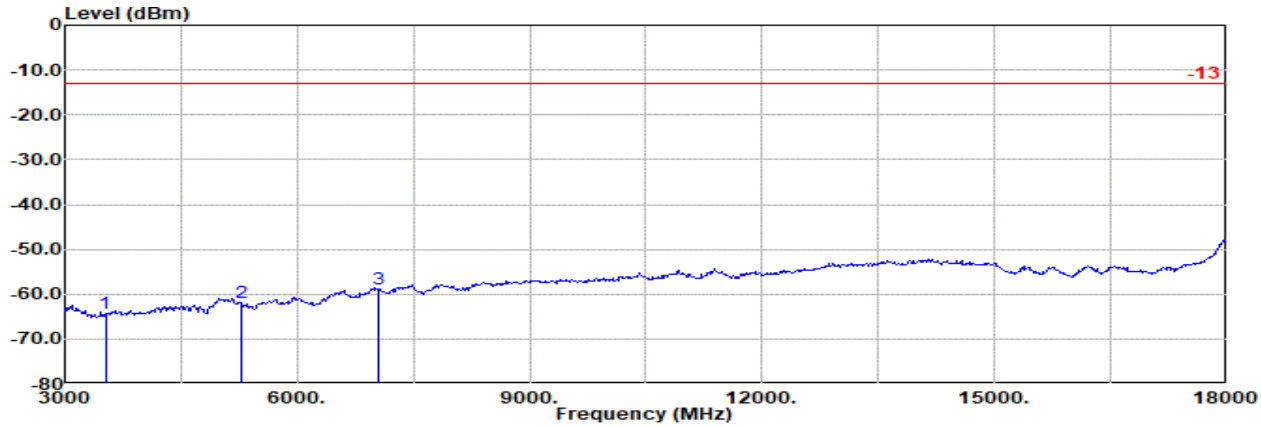

Site : 03CH12-HY
Condition: -13 3m 9120D-02114-240711 Horizontal
: LTE Band 66 20M Ch132572 1RB0 QPSK

	Freq	Level	Detector	Ant Factor	Amp\Cb l	Filter	EIRPCF	Readin g	Limit	Margin	Pol
	MHz	dBm		dB/m	dB	dB	dB	dBuV	dBm	dB	
1	3522.00	-64.30	RMS	29.60	-57.91	0.94	-95.23	58.30	-13.00	-51.30	Horizontal
2	5283.00	-61.85	RMS	33.07	-55.91	0.45	-95.23	55.77	-13.00	-48.85	Horizontal
3	7044.00	-58.92	RMS	36.28	-53.62	0.34	-95.23	53.31	-13.00	-45.92	Horizontal

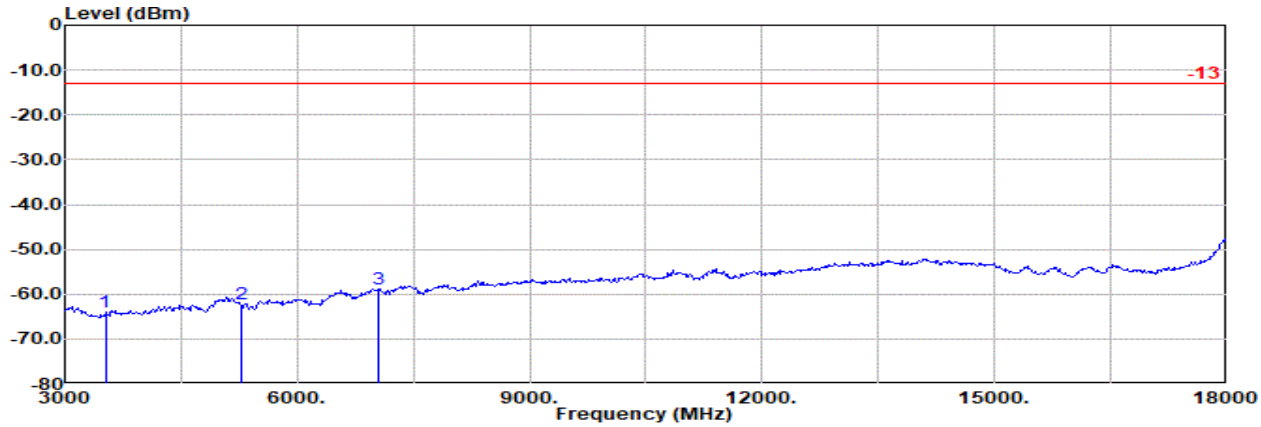

Site : 03CH12-HY
Condition: -13 3m 9120D-02114-240711 Vertical
: LTE Band 66 20M Ch132572 1RB0 QPSK

	Freq	Level	Detector	Ant Factor	Amp\Cb l	Filter	EIRPCF	Readin g	Limit	Margin	Pol
	MHz	dBm		dB/m	dB	dB	dB	dBuV	dBm	dB	
1	3522.00	-64.08	RMS	29.60	-57.91	0.94	-95.23	58.52	-13.00	-51.08	Vertical
2	5283.00	-62.17	RMS	33.07	-55.91	0.45	-95.23	55.45	-13.00	-49.17	Vertical
3	7044.00	-58.93	RMS	36.28	-53.62	0.34	-95.23	53.30	-13.00	-45.93	Vertical

Main Antenna

Part 27M Mode 12

LTE B7 20M Ch20850 1RB0 QPSK

L

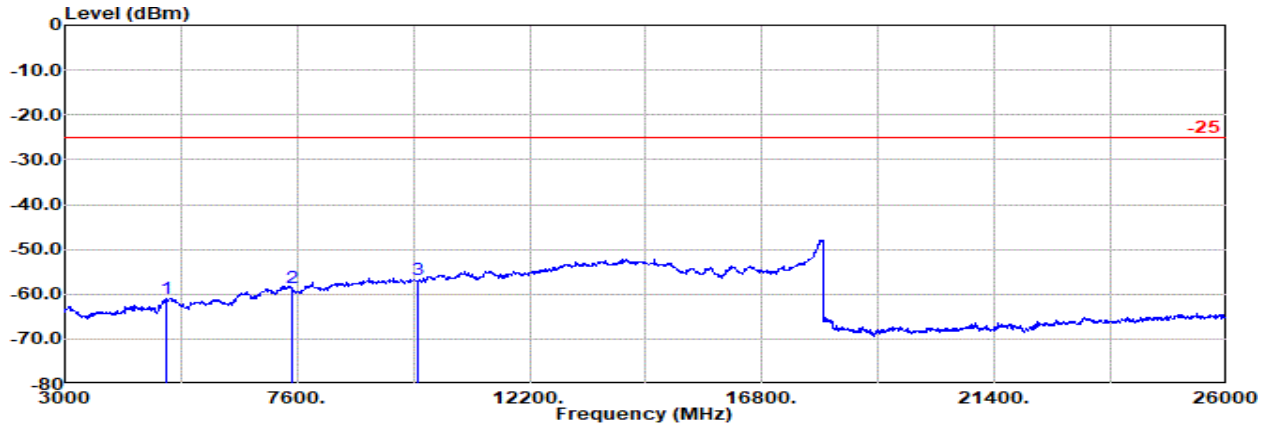

Site : 03CH12-HY
Condition: -25 3m 9120D-02114-240711 Horizontal
: LTE Band 7 20M Ch20850 1RB0 QPSK

	Freq	Level	Detector	Ant Factor	Amp\Cb l	Filter	EIRPCF	Readin g	Limit	Margin	Pol
	MHz	dBm		dB/m	dB	dB	dB	dBuV	dBm	dB	
1	5002.00	-61.12	RMS	33.39	-56.63	0.47	-95.23	56.88	-25.00	-36.12	Horizontal
2	7503.00	-58.47	RMS	36.58	-53.40	0.35	-95.23	53.23	-25.00	-33.47	Horizontal
3	10004.00	-56.85	RMS	38.31	-52.77	0.47	-95.23	52.37	-25.00	-31.85	Horizontal

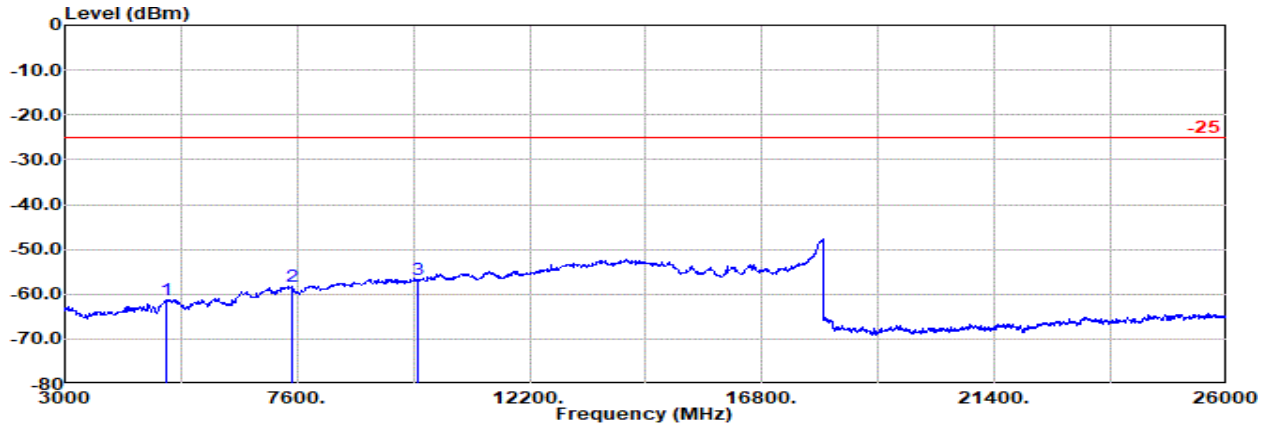

Site : 03CH12-HY
Condition: -25 3m 9120D-02114-240711 Vertical
: LTE Band 7 20M Ch20850 1RB0 QPSK

	Freq	Level	Detector	Ant Factor	Amp\Cb l	Filter	EIRPCF	Readin g	Limit	Margin	Pol
	MHz	dBm		dB/m	dB	dB	dB	dBuV	dBm	dB	
1	5002.00	-61.25	RMS	33.39	-56.63	0.47	-95.23	56.75	-25.00	-36.25	Vertical
2	7503.00	-58.31	RMS	36.58	-53.40	0.35	-95.23	53.39	-25.00	-33.31	Vertical
3	10004.00	-56.80	RMS	38.31	-52.77	0.47	-95.23	52.42	-25.00	-31.80	Vertical

Main Antenna

Part 27M Mode 12

LTE B7 20M Ch21100 1RB0 QPSK

M

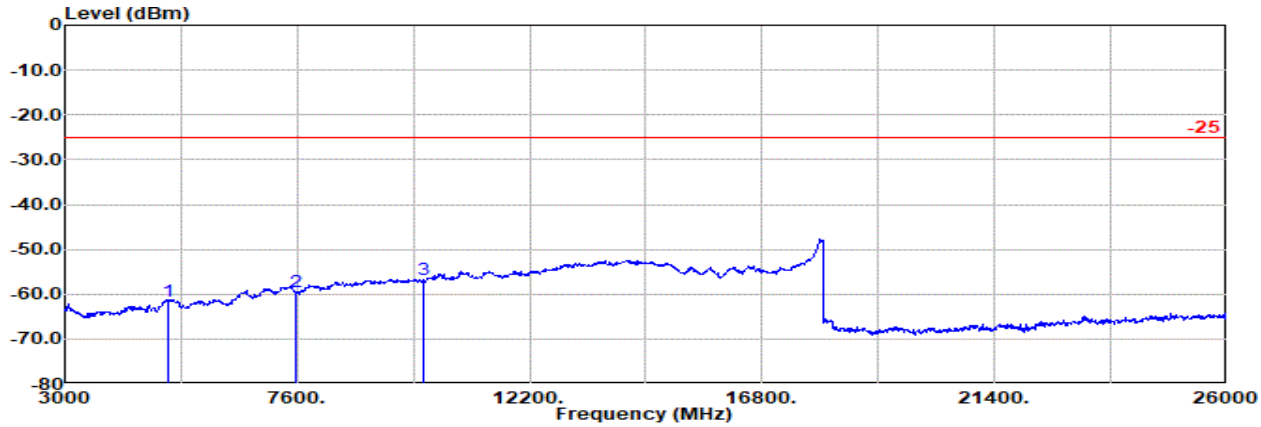

Site : 03CH12-HY
Condition: -25 3m 9120D-02114-240711 Horizontal
: LTE Band 7 20M Ch21100 1RB0 QPSK

	Freq	Level	Detector	Ant Factor	Amp\Cb l	Filter	EIRPCF	Readin g	Limit	Margin	Pol
	MHz	dBm		dB/m	dB	dB	dB	dBuV	dBm	dB	
1	5052.00	-61.65	RMS	33.20	-56.50	0.47	-95.23	56.41	-25.00	-36.65	Horizontal
2	7578.00	-59.41	RMS	36.36	-53.42	0.36	-95.23	52.52	-25.00	-34.41	Horizontal
3	10104.00	-56.68	RMS	38.51	-52.64	0.47	-95.23	52.21	-25.00	-31.68	Horizontal

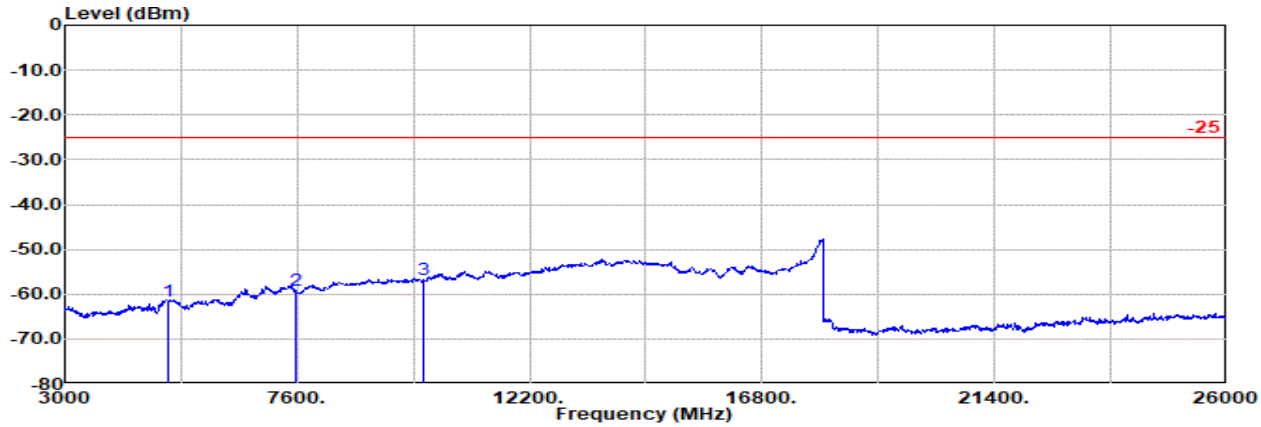

Site : 03CH12-HY
Condition: -25 3m 9120D-02114-240711 Vertical
: LTE Band 7 20M Ch21100 1RB0 QPSK

	Freq	Level	Detector	Ant Factor	Amp\Cb l	Filter	EIRPCF	Readin g	Limit	Margin	Pol
	MHz	dBm		dB/m	dB	dB	dB	dBuV	dBm	dB	
1	5052.00	-61.52	RMS	33.20	-56.50	0.47	-95.23	56.54	-25.00	-36.52	Vertical
2	7578.00	-59.20	RMS	36.36	-53.42	0.36	-95.23	52.73	-25.00	-34.20	Vertical
3	10104.00	-56.72	RMS	38.51	-52.64	0.47	-95.23	52.17	-25.00	-31.72	Vertical

Main Antenna

Part 27M Mode 12

LTE B7 20M Ch21350 1RB0 QPSK

H

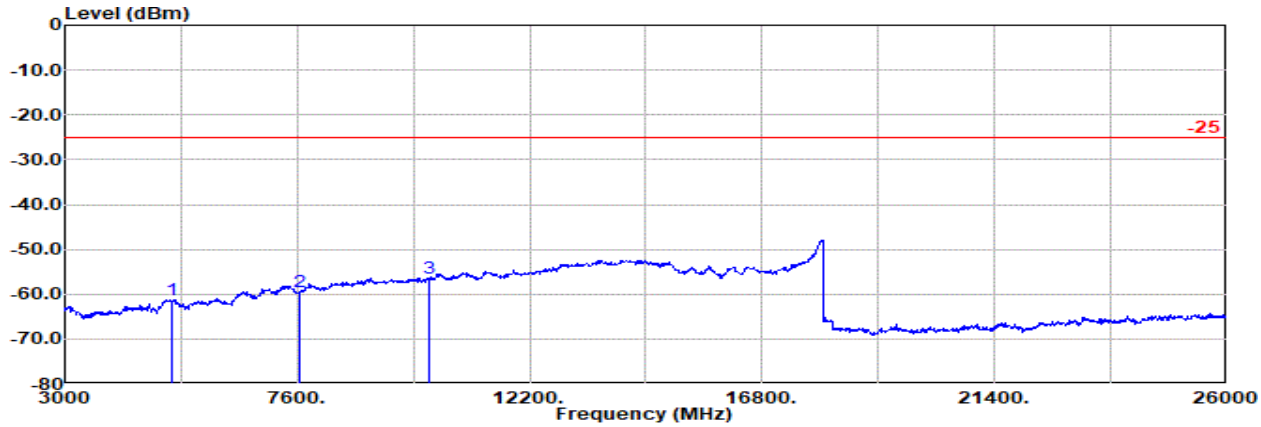

Site : 03CH12-HY
Condition: -25 3m 9120D-02114-240711 Horizontal
: LTE Band 7 20M Ch21350 1RB0 QPSK

	Freq	Level	Detector	Ant Factor	Amp\Cb l	Filter	EIRPCF	Readin g	Limit	Margin	Pol
	MHz	dBm		dB/m	dB	dB	dB	dBuV	dBm	dB	
1	5102.00	-61.34	RMS	33.21	-56.37	0.47	-95.23	56.58	-25.00	-36.34	Horizontal
2	7653.00	-59.41	RMS	36.51	-53.41	0.37	-95.23	52.35	-25.00	-34.41	Horizontal
3	10204.00	-56.53	RMS	38.80	-52.52	0.46	-95.23	51.96	-25.00	-31.53	Horizontal

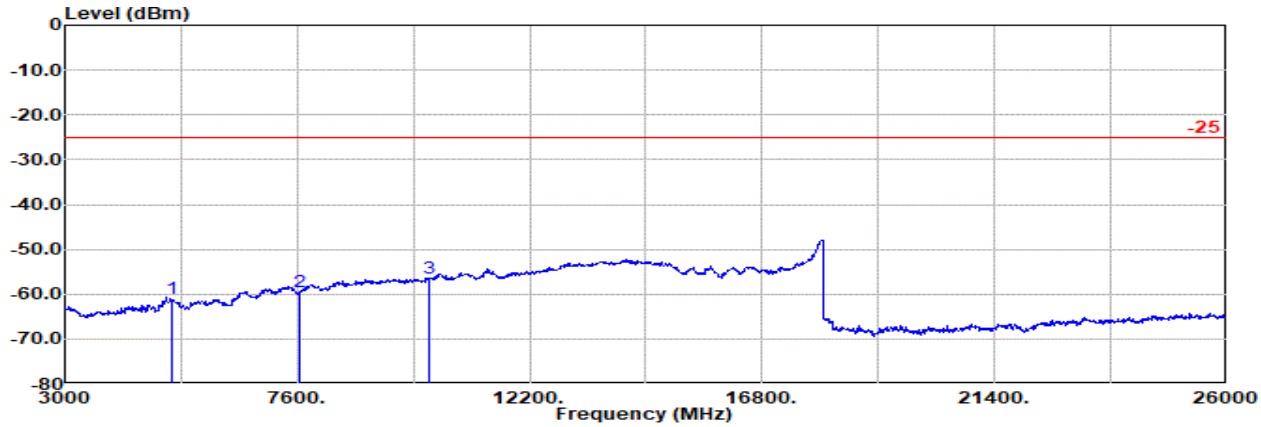

Site : 03CH12-HY
Condition: -25 3m 9120D-02114-240711 Vertical
: LTE Band 7 20M Ch21350 1RB0 QPSK

	Freq	Level	Detector	Ant Factor	Amp\Cb l	Filter	EIRPCF	Readin g	Limit	Margin	Pol
	MHz	dBm		dB/m	dB	dB	dB	dBuV	dBm	dB	
1	5102.00	-60.96	RMS	33.21	-56.37	0.47	-95.23	56.96	-25.00	-35.96	Vertical
2	7653.00	-59.58	RMS	36.51	-53.41	0.37	-95.23	52.18	-25.00	-34.58	Vertical
3	10204.00	-56.51	RMS	38.80	-52.52	0.46	-95.23	51.98	-25.00	-31.51	Vertical

Main Antenna

Part 27M Mode 14

LTE B41 20M Ch39750 1RB0 QPSK

L

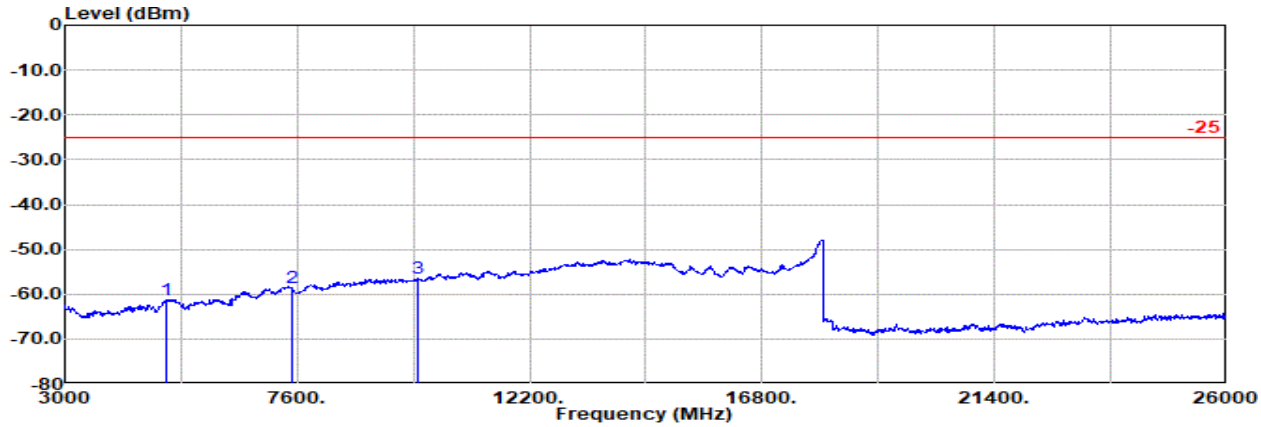

Site : 03CH12-HY
Condition: -25 3m 9120D-02114-240711 Horizontal
: LTE Band 41 20M Ch39750 1RB0 QPSK

	Freq	Level	Detector	Ant Factor	Amp\Cbl	Filter	EIRPCF	Reading	Limit	Margin	Pol
	MHz	dBm		dB/m	dB	dB	dB	dBuV	dBm	dB	
1	4994.00	-61.17	RMS	33.39	-56.66	0.47	-95.23	56.86	-25.00	-36.17	Horizontal
2	7491.00	-58.60	RMS	36.62	-53.40	0.34	-95.23	53.07	-25.00	-33.60	Horizontal
3	9988.00	-56.57	RMS	38.25	-52.78	0.47	-95.23	52.72	-25.00	-31.57	Horizontal

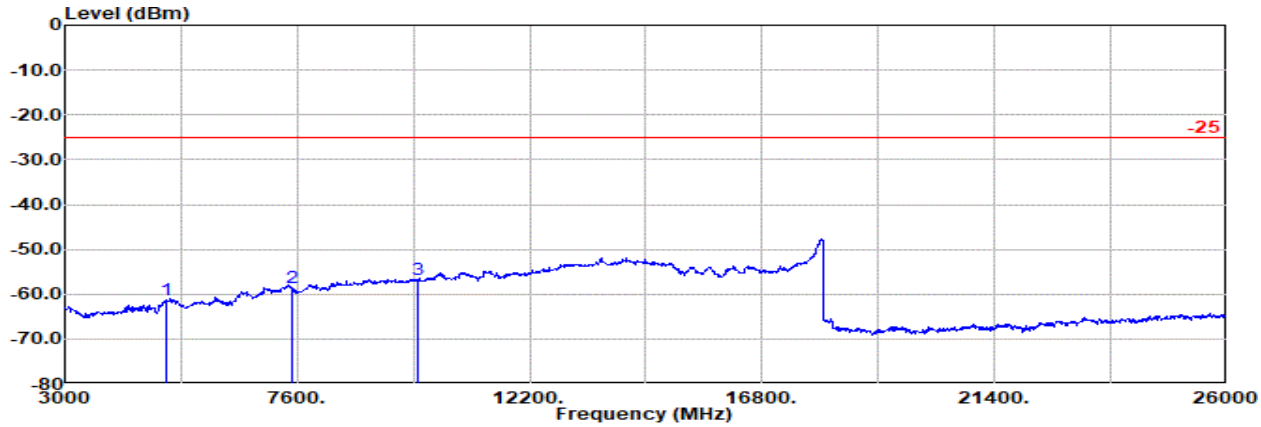

Site : 03CH12-HY
Condition: -25 3m 9120D-02114-240711 Vertical
: LTE Band 41 20M Ch39750 1RB0 QPSK

	Freq	Level	Detector	Ant Factor	Amp\Cbl	Filter	EIRPCF	Reading	Limit	Margin	Pol
	MHz	dBm		dB/m	dB	dB	dB	dBuV	dBm	dB	
1	4994.00	-61.14	RMS	33.39	-56.66	0.47	-95.23	56.89	-25.00	-36.14	Vertical
2	7491.00	-58.47	RMS	36.62	-53.40	0.34	-95.23	53.20	-25.00	-33.47	Vertical
3	9988.00	-56.73	RMS	38.25	-52.78	0.47	-95.23	52.56	-25.00	-31.73	Vertical

Main Antenna

Part 27M Mode 14

LTE B41 20M Ch40620 1RB0 QPSK

M

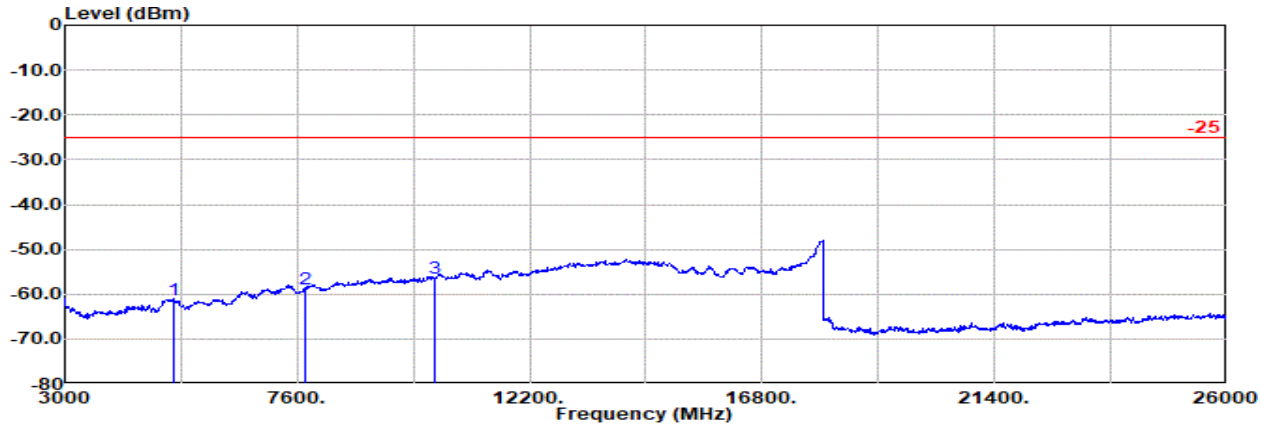

Site : 03CH12-HY
Condition: -25 3m 9120D-02114-240711 Horizontal
: LTE Band 41 20M Ch40620 1RB0 QPSK

	Freq	Level	Detector	Ant Factor	Amp\Cb l	Filter	EIRPCF	Readin g	Limit	Margin	Pol
	MHz	dBm		dB/m	dB	dB	dB	dBuV	dBm	dB	
1	5168.00	-61.43	RMS	33.36	-56.20	0.47	-95.23	56.17	-25.00	-36.43	Horizontal
2	7752.00	-58.92	RMS	36.81	-53.39	0.40	-95.23	52.49	-25.00	-33.92	Horizontal
3	10336.00	-56.31	RMS	38.70	-52.35	0.46	-95.23	52.11	-25.00	-31.31	Horizontal

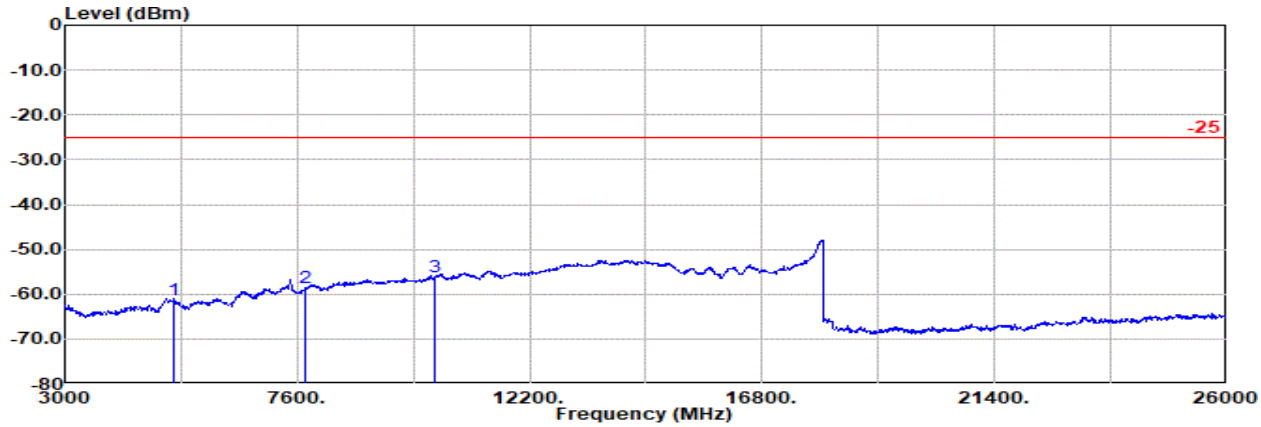

Site : 03CH12-HY
Condition: -25 3m 9120D-02114-240711 Vertical
: LTE Band 41 20M Ch40620 1RB0 QPSK

	Freq	Level	Detector	Ant Factor	Amp\Cb l	Filter	EIRPCF	Readin g	Limit	Margin	Pol
	MHz	dBm		dB/m	dB	dB	dB	dBuV	dBm	dB	
1	5168.00	-61.29	RMS	33.36	-56.20	0.47	-95.23	56.31	-25.00	-36.29	Vertical
2	7752.00	-58.50	RMS	36.81	-53.39	0.40	-95.23	52.91	-25.00	-33.50	Vertical
3	10336.00	-56.03	RMS	38.70	-52.35	0.46	-95.23	52.39	-25.00	-31.03	Vertical

Main Antenna

Part 27M Mode 14

LTE B41 20M Ch41490 1RB0 QPSK

H

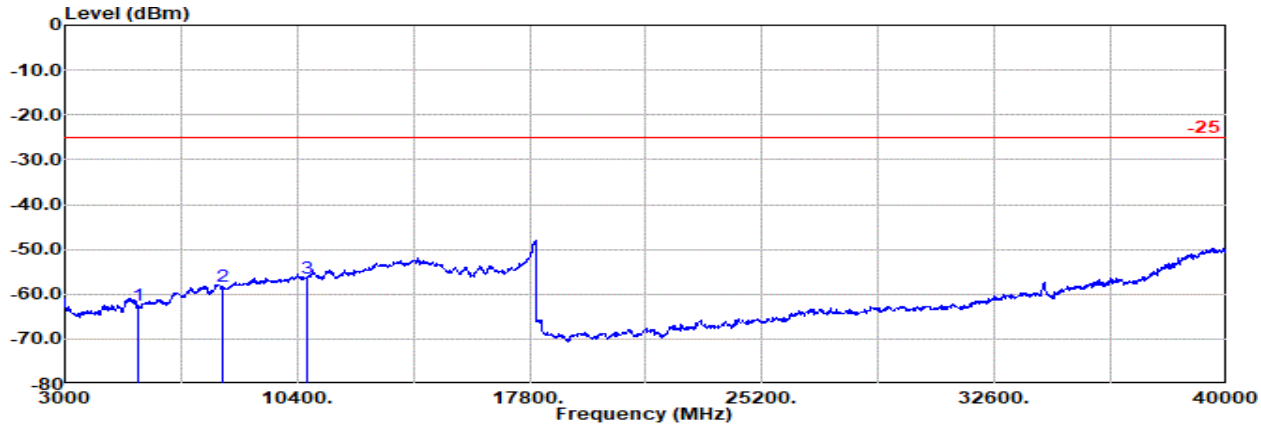

Site : 03CH12-HY
Condition: -25 3m 9120D-02114-240711 Horizontal
: LTE Band 41 20M Ch41490 1RB0 QPSK

	Freq	Level	Detector	Ant Factor	Amp\Cb l	Filter	EIRPCF	Readin g	Limit	Margin	Pol
	MHz	dBm		dB/m	dB	dB	dB	dBuV	dBm	dB	
1	5342.00	-62.44	RMS	33.08	-55.77	0.43	-95.23	55.05	-25.00	-37.44	Horizontal
2	8013.00	-58.40	RMS	37.20	-53.53	0.42	-95.23	52.74	-25.00	-33.40	Horizontal
3	10684.00	-56.31	RMS	39.20	-51.95	0.45	-95.23	51.22	-25.00	-31.31	Horizontal

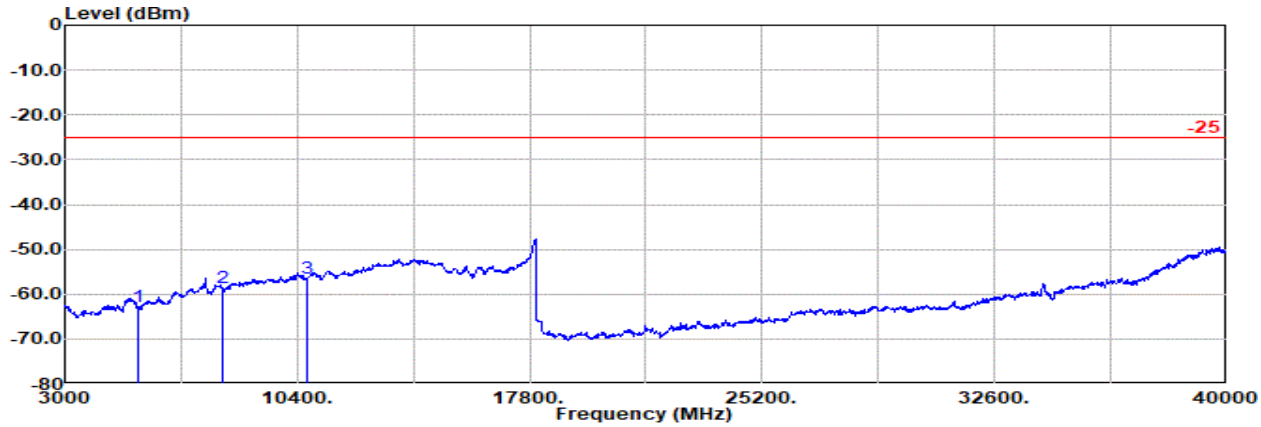

Site : 03CH12-HY
Condition: -25 3m 9120D-02114-240711 Vertical
: LTE Band 41 20M Ch41490 1RB0 QPSK

	Freq	Level	Detector	Ant Factor	Amp\Cb l	Filter	EIRPCF	Readin g	Limit	Margin	Pol
	MHz	dBm		dB/m	dB	dB	dB	dBuV	dBm	dB	
1	5342.00	-62.70	RMS	33.08	-55.77	0.43	-95.23	54.79	-25.00	-37.70	Vertical
2	8013.00	-58.47	RMS	37.20	-53.53	0.42	-95.23	52.67	-25.00	-33.47	Vertical
3	10684.00	-56.41	RMS	39.20	-51.95	0.45	-95.23	51.12	-25.00	-31.41	Vertical

Main Antenna

Part 27D Mode 15

LTE B30 5M Ch27685 1RB0 QPSK

L

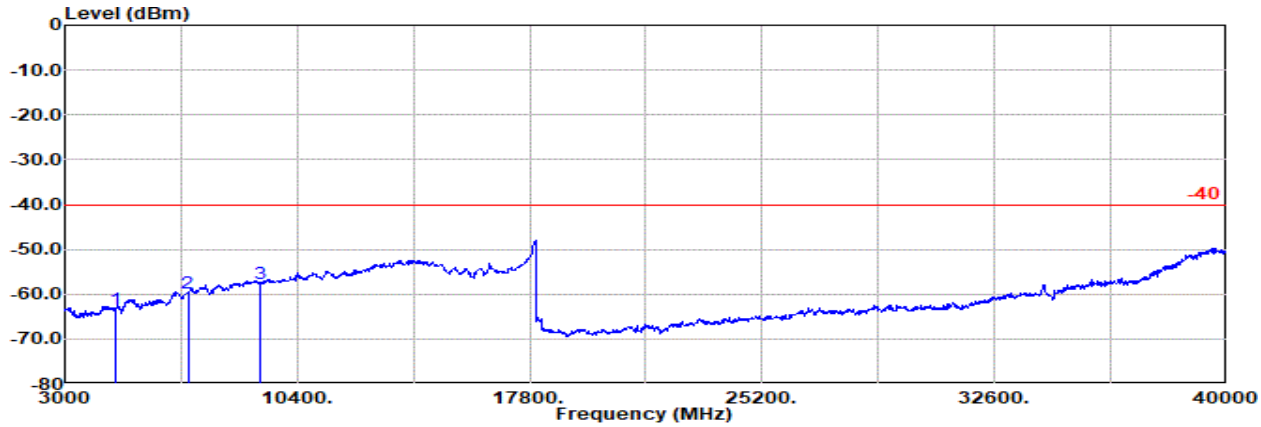

Site : 03CH12-HY
Condition: -40 1m BBHA9170_1224_240624 Horizontal
: LTE Band 30 BW5M CH27685 1RB0 QPSK

	Freq	Level	Detector	Ant Factor	Amp\Cbl	Filter	EIRPCF	Reading	Limit	Margin	Pol
	MHz	dBm		dB/m	dB	dB	dB	dBuV	dBm	dB	
1	4611.00	-63.44	RMS	31.74	-57.39	0.49	-95.23	56.95	-40.00	-23.44	Horizontal
2	6916.00	-59.76	RMS	36.07	-53.72	0.34	-95.23	52.78	-40.00	-19.76	Horizontal
3	9221.00	-57.55	RMS	38.14	-53.31	0.34	-95.23	52.51	-40.00	-17.55	Horizontal

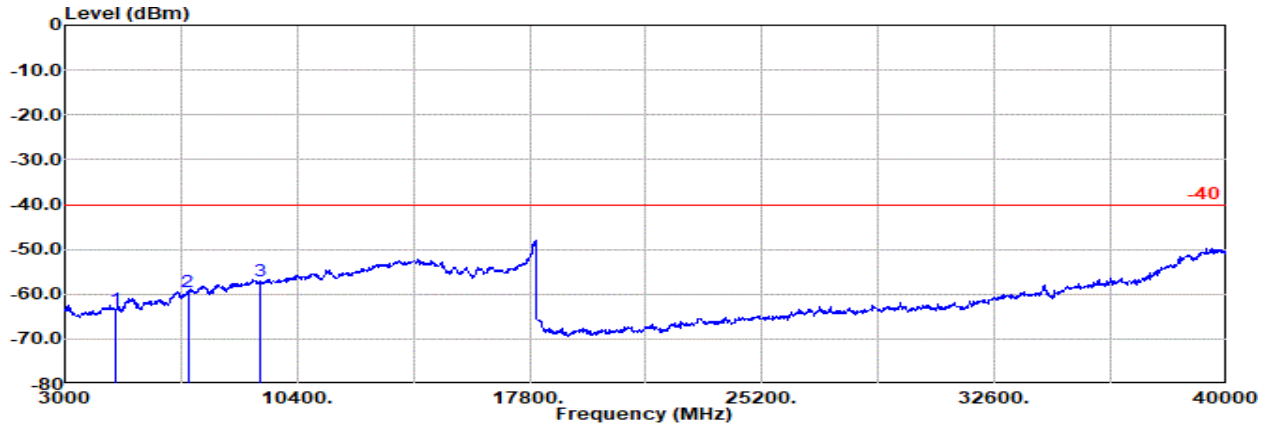

Site : 03CH12-HY
Condition: -40 1m BBHA9170_1224_240624 Vertical
: LTE Band 30 BW5M CH27685 1RB0 QPSK

	Freq	Level	Detector	Ant Factor	Amp\Cbl	Filter	EIRPCF	Reading	Limit	Margin	Pol
	MHz	dBm		dB/m	dB	dB	dB	dBuV	dBm	dB	
1	4611.00	-63.35	RMS	31.74	-57.39	0.49	-95.23	57.04	-40.00	-23.35	Vertical
2	6916.00	-59.39	RMS	36.07	-53.72	0.34	-95.23	53.15	-40.00	-19.39	Vertical
3	9221.00	-57.13	RMS	38.14	-53.31	0.34	-95.23	52.93	-40.00	-17.13	Vertical

Main Antenna

Part 27D Mode 15

LTE B30 5M Ch27710 1RB0 QPSK

M

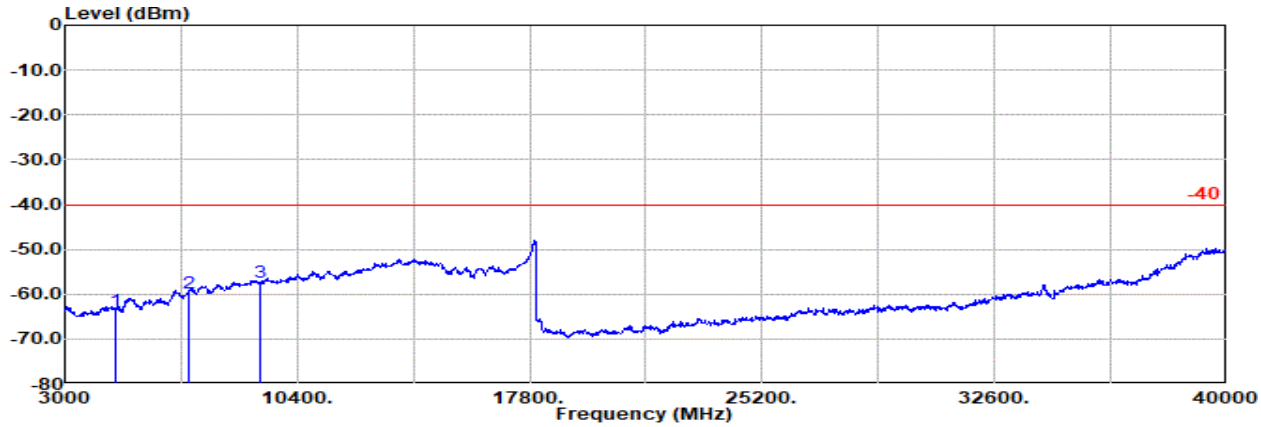

Site : 03CH12-HY
Condition: -40 1m BBHA9170_1224_240624 Horizontal
: LTE Band 30 BW5M CH27710 1RB0 QPSK

	Freq	Level	Detector	Ant Factor	Amp\Cbl	Filter	EIRPCF	Reading	Limit	Margin	Pol
	MHz	dBm		dB/m	dB	dB	dB	dBuV	dBm	dB	
1	4616.00	-63.81	RMS	31.76	-57.39	0.48	-95.23	56.57	-40.00	-23.81	Horizontal
2	6924.00	-59.81	RMS	36.05	-53.72	0.34	-95.23	52.75	-40.00	-19.81	Horizontal
3	9231.00	-57.27	RMS	38.16	-53.31	0.34	-95.23	52.77	-40.00	-17.27	Horizontal

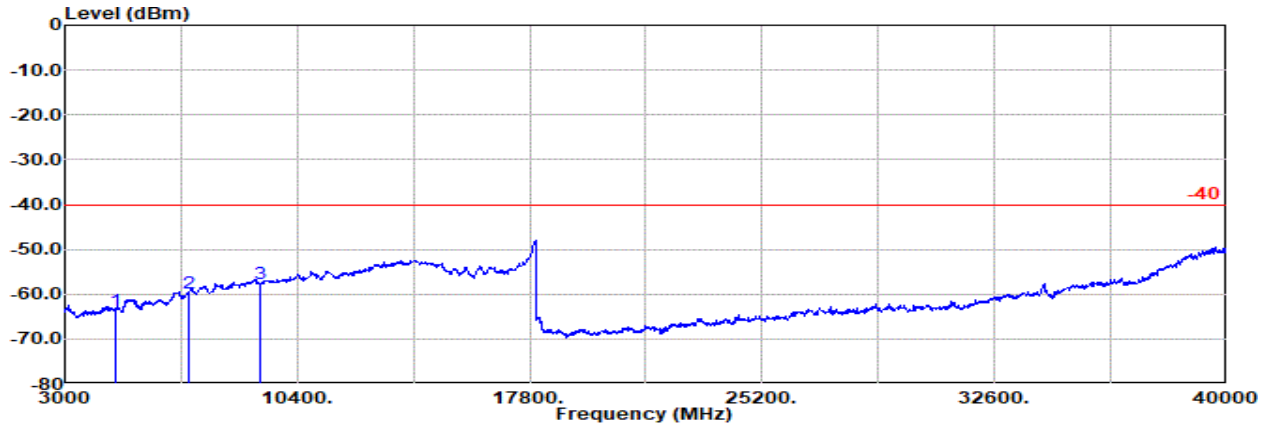

Site : 03CH12-HY
Condition: -40 1m BBHA9170_1224_240624 Vertical
: LTE Band 30 BW5M CH27710 1RB0 QPSK

	Freq	Level	Detector	Ant Factor	Amp\Cbl	Filter	EIRPCF	Reading	Limit	Margin	Pol
	MHz	dBm		dB/m	dB	dB	dB	dBuV	dBm	dB	
1	4616.00	-63.74	RMS	31.76	-57.39	0.48	-95.23	56.64	-40.00	-23.74	Vertical
2	6924.00	-59.62	RMS	36.05	-53.72	0.34	-95.23	52.94	-40.00	-19.62	Vertical
3	9231.00	-57.53	RMS	38.16	-53.31	0.34	-95.23	52.51	-40.00	-17.53	Vertical

Main Antenna

Part 27D Mode 15

LTE B30 5M Ch27735 1RB0 QPSK

H

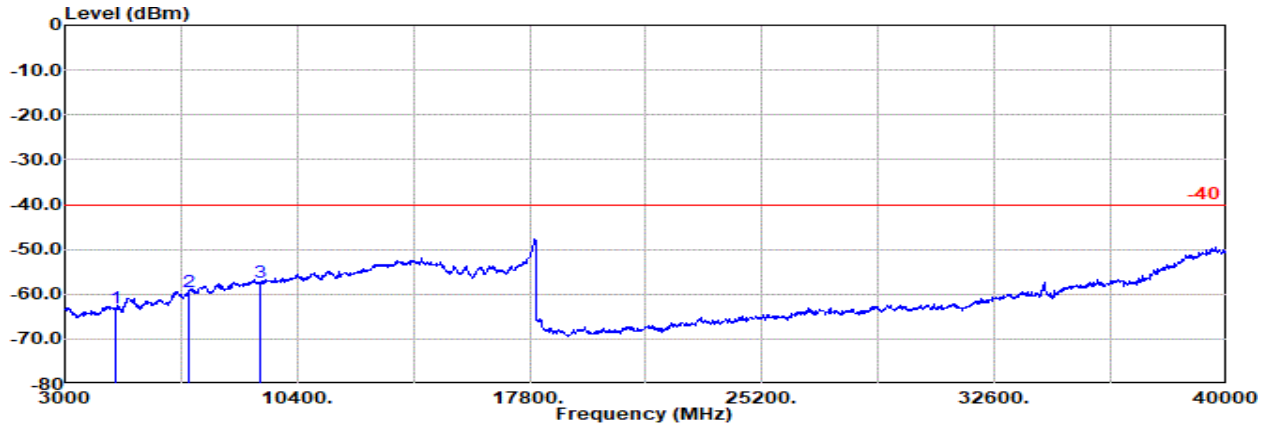

Site : 03CH12-HY
Condition: -40 1m BBHA9170_1224_240624 Horizontal
: LTE Band 30 BW5M CH27735 1RB0 QPSK

	Freq	Level	Detector	Ant Factor	Amp\Cbl	Filter	EIRPCF	Reading	Limit	Margin	Pol
	MHz	dBm		dB/m	dB	dB	dB	dBuV	dBm	dB	
1	4621.00	-63.14	RMS	31.78	-57.38	0.48	-95.23	57.21	-40.00	-23.14	Horizontal
2	6931.00	-59.40	RMS	36.04	-53.71	0.34	-95.23	53.16	-40.00	-19.40	Horizontal
3	9241.00	-57.30	RMS	38.18	-53.31	0.34	-95.23	52.72	-40.00	-17.30	Horizontal

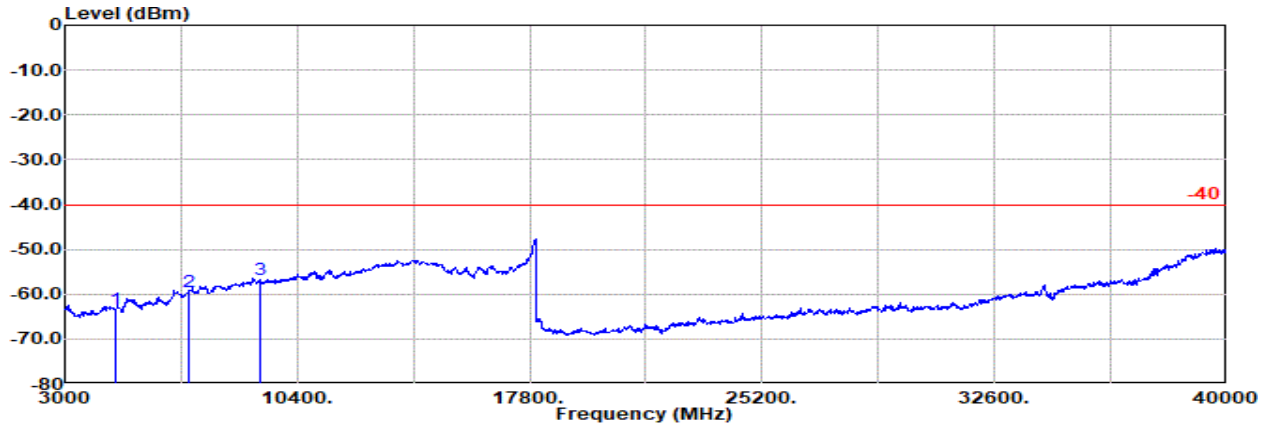

Site : 03CH12-HY
Condition: -40 1m BBHA9170_1224_240624 Vertical
: LTE Band 30 BW5M CH27735 1RB0 QPSK

	Freq	Level	Detector	Ant Factor	Amp\Cbl	Filter	EIRPCF	Reading	Limit	Margin	Pol
	MHz	dBm		dB/m	dB	dB	dB	dBuV	dBm	dB	
1	4621.00	-63.36	RMS	31.78	-57.38	0.48	-95.23	56.99	-40.00	-23.36	Vertical
2	6931.00	-59.53	RMS	36.04	-53.71	0.34	-95.23	53.03	-40.00	-19.53	Vertical
3	9241.00	-56.62	RMS	38.18	-53.31	0.34	-95.23	53.40	-40.00	-16.62	Vertical

Main Antenna

Part 27D Mode 16

LTE B30 10M Ch27710 1RB0 QPSK

M

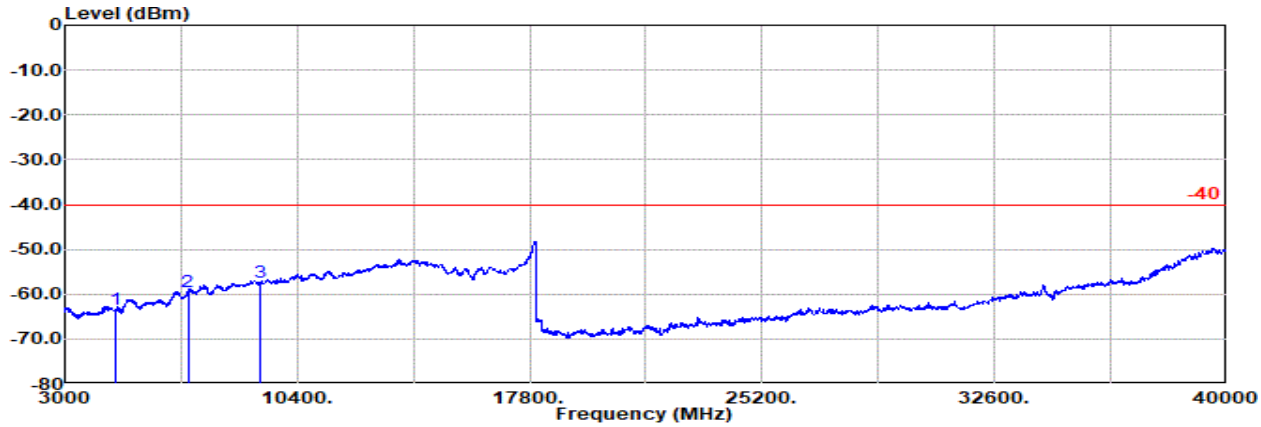

Site : 03CH12-HY
Condition: -40 1m BBHA9170_1224_240624 Horizontal
: LTE Band 30 BW10M CH27710 1RB0 QPSK

	Freq	Level	Detector	Ant Factor	Amp\Cbl	Filter	EIRPCF	Reading	Limit	Margin	Pol
	MHz	dBm		dB/m	dB	dB	dB	dBuV	dBm	dB	
1	4611.00	-63.34	RMS	31.74	-57.39	0.49	-95.23	57.05	-40.00	-23.34	Horizontal
2	6917.00	-59.49	RMS	36.07	-53.72	0.34	-95.23	53.05	-40.00	-19.49	Horizontal
3	9222.00	-57.36	RMS	38.14	-53.31	0.34	-95.23	52.70	-40.00	-17.36	Horizontal

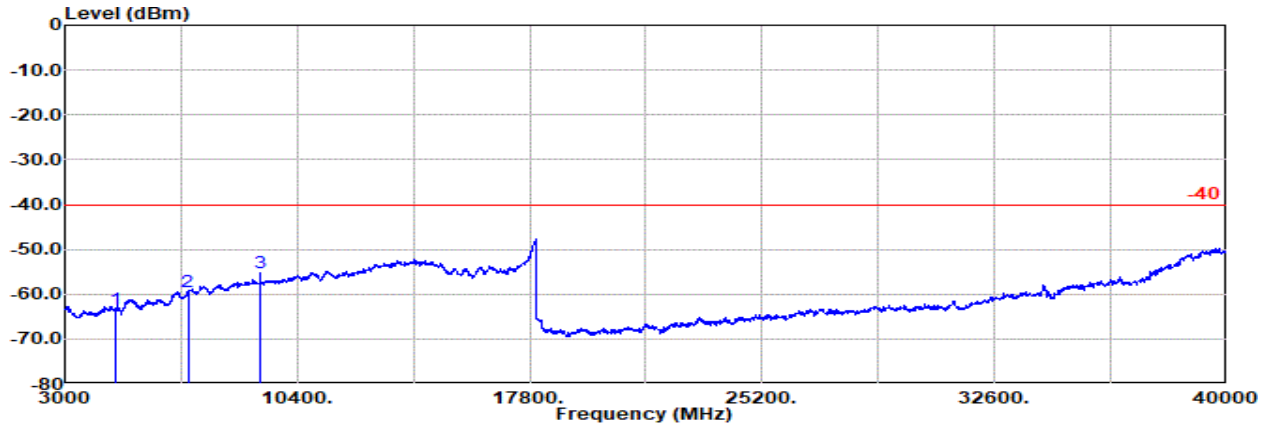

Site : 03CH12-HY
Condition: -40 1m BBHA9170_1224_240624 Vertical
: LTE Band 30 BW10M CH27710 1RB0 QPSK

	Freq	Level	Detector	Ant Factor	Amp\Cbl	Filter	EIRPCF	Reading	Limit	Margin	Pol
	MHz	dBm		dB/m	dB	dB	dB	dBuV	dBm	dB	
1	4611.00	-63.26	RMS	31.74	-57.39	0.49	-95.23	57.13	-40.00	-23.26	Vertical
2	6917.00	-59.60	RMS	36.07	-53.72	0.34	-95.23	52.94	-40.00	-19.60	Vertical
3	9222.00	-55.31	RMS	38.14	-53.31	0.34	-95.23	54.75	-40.00	-15.31	Vertical

Main Antenna

Part 27H Mode 17

LTE B12 10M Ch23060 1RB0 QPSK

L

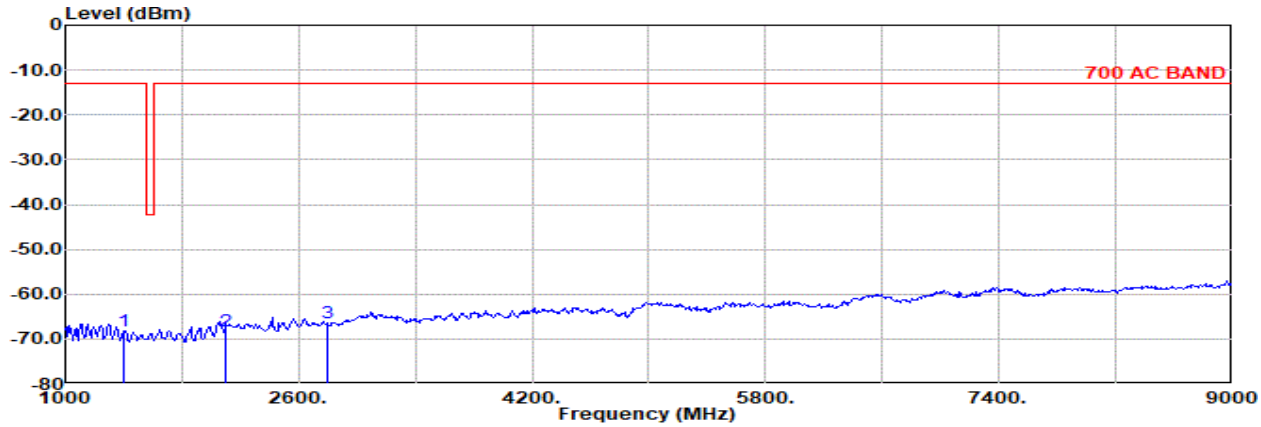

Site : 03CH12-HY
Condition: 700 AC BAND 3m 9120D-02114-240711 Horizontal
: LTE Band 12 10M Ch23060 1RB0 QPSK

	Freq	Level	Detector	Ant Factor	Amp\Cbl	Filter	EIRPCF	Reading	Limit	Margin	Pol
	MHz	dBm		dB/m	dB	dB	dB	dBuV	dBm	dB	
1	1399.00	-68.14	RMS	25.92	-61.78	1.11	-95.23	61.84	-13.00	-55.14	Horizontal
2	2098.00	-68.17	RMS	27.30	-60.15	0.65	-95.23	59.26	-13.00	-55.17	Horizontal
3	2798.00	-66.31	RMS	28.60	-59.00	0.41	-95.23	58.91	-13.00	-53.31	Horizontal

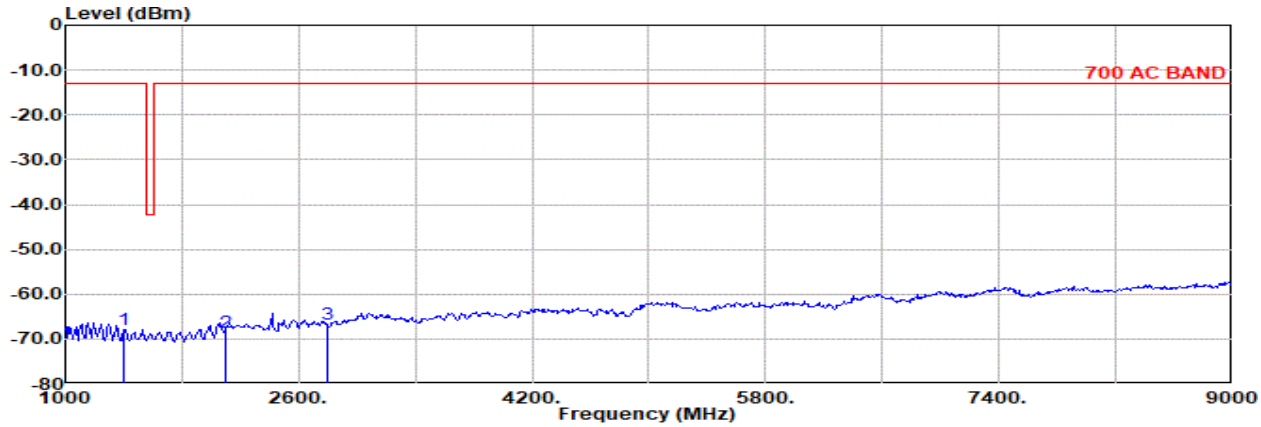

Site : 03CH12-HY
Condition: 700 AC BAND 3m 9120D-02114-240711 Vertical
: LTE Band 12 10M Ch23060 1RB0 QPSK

	Freq	Level	Detector	Ant Factor	Amp\Cbl	Filter	EIRPCF	Reading	Limit	Margin	Pol
	MHz	dBm		dB/m	dB	dB	dB	dBuV	dBm	dB	
1	1399.00	-68.06	RMS	25.92	-61.78	1.11	-95.23	61.92	-13.00	-55.06	Vertical
2	2098.00	-68.42	RMS	27.30	-60.15	0.65	-95.23	59.01	-13.00	-55.42	Vertical
3	2798.00	-66.84	RMS	28.60	-59.00	0.41	-95.23	58.38	-13.00	-53.84	Vertical

Main Antenna

Part 27H Mode 17

LTE B12 10M Ch23095 1RB0 QPSK

M

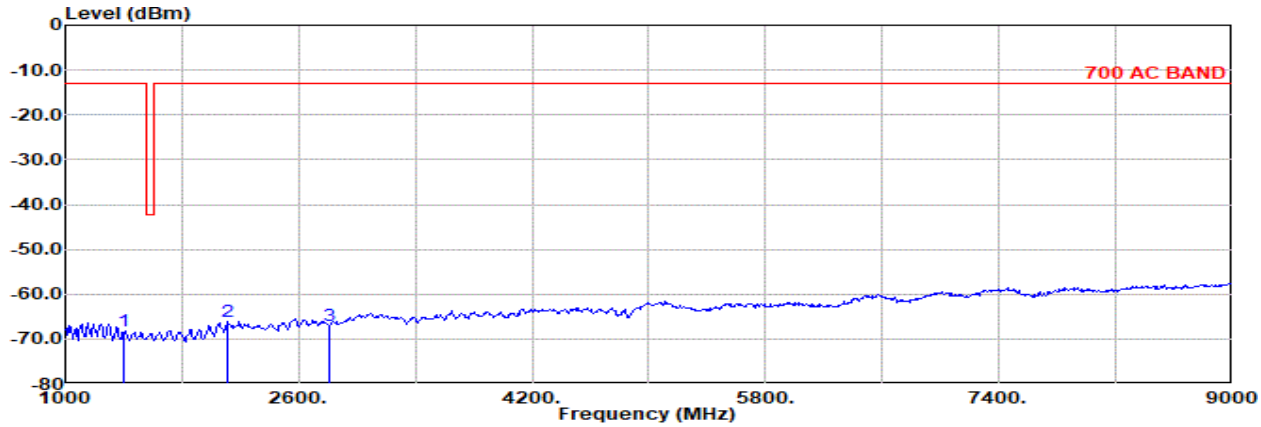

Site : 03CH12-HY
Condition: 700 AC BAND 3m 9120D-02114-240711 Horizontal
: LTE Band 12 10M Ch23095 1RB0 QPSK

	Freq	Level	Detector	Ant Factor	Amp\Cbl	Filter	EIRPCF	Reading	Limit	Margin	Pol
	MHz	dBm		dB/m	dB	dB	dB	dBuV	dBm	dB	
1	1406.00	-68.13	RMS	25.78	-61.75	1.10	-95.23	61.97	-13.00	-55.13	Horizontal
2	2109.00	-66.15	RMS	27.48	-60.15	0.65	-95.23	61.10	-13.00	-53.15	Horizontal
3	2812.00	-67.02	RMS	28.50	-58.96	0.41	-95.23	58.26	-13.00	-54.02	Horizontal

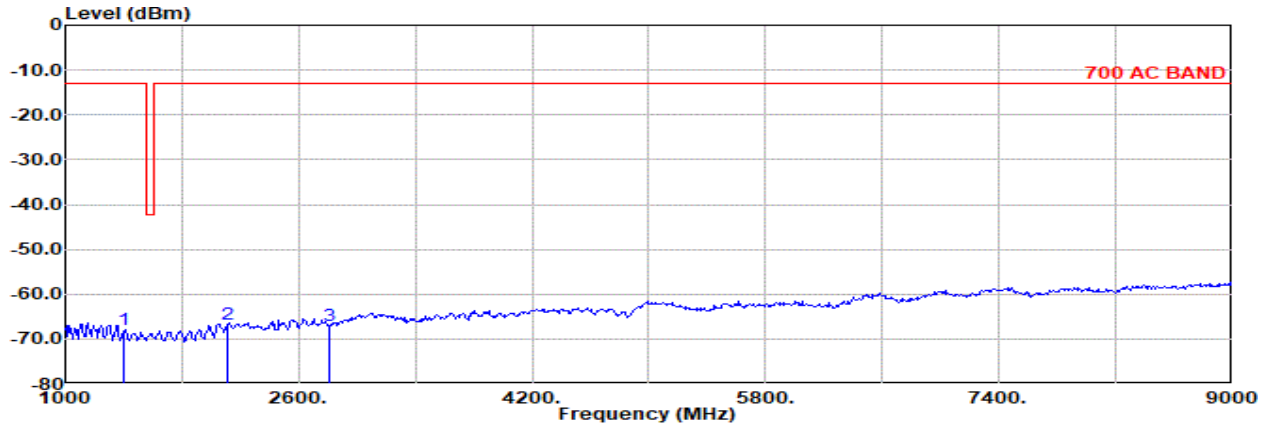

Site : 03CH12-HY
Condition: 700 AC BAND 3m 9120D-02114-240711 Vertical
: LTE Band 12 10M Ch23095 1RB0 QPSK

	Freq	Level	Detector	Ant Factor	Amp\Cbl	Filter	EIRPCF	Reading	Limit	Margin	Pol
	MHz	dBm		dB/m	dB	dB	dB	dBuV	dBm	dB	
1	1406.00	-67.95	RMS	25.78	-61.75	1.10	-95.23	62.15	-13.00	-54.95	Vertical
2	2109.00	-66.82	RMS	27.48	-60.15	0.65	-95.23	60.43	-13.00	-53.82	Vertical
3	2812.00	-66.96	RMS	28.50	-58.96	0.41	-95.23	58.32	-13.00	-53.96	Vertical

Main Antenna

Part 27H Mode 17

LTE B12 10M Ch23130 1RB0 QPSK

H

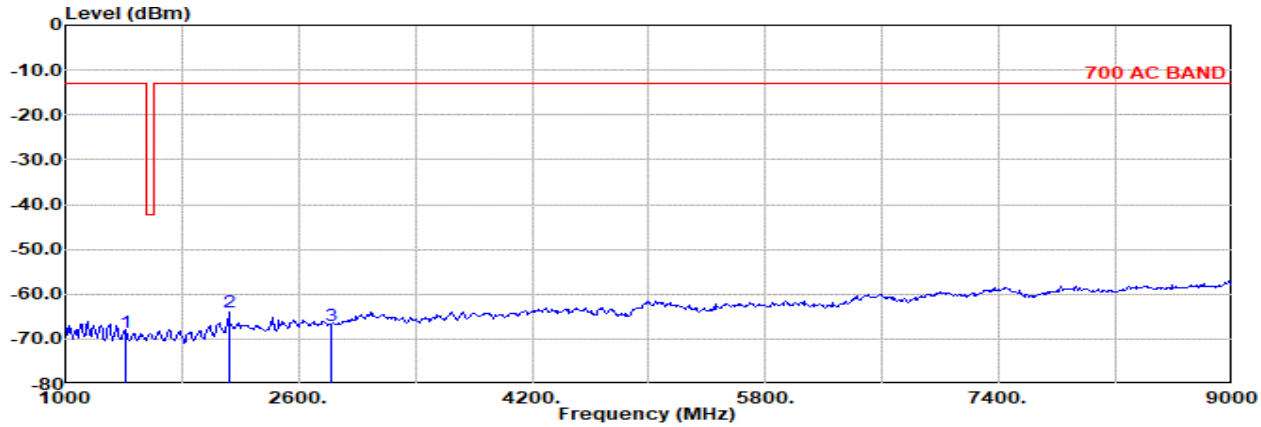

Site : 03CH12-HY
Condition: 700 AC BAND 3m 9120D-02114-240711 Horizontal
: LTE Band 12 10M Ch231301RB0 QPSK

	Freq	Level	Detector	Ant Factor	Amp\Cbl	Filter	EIRPCF	Reading	Limit	Margin	Pol
	MHz	dBm		dB/m	dB	dB	dB	dBuV	dBm	dB	
1	1413.00	-68.52	RMS	25.70	-61.72	1.09	-95.23	61.64	-13.00	-55.52	Horizontal
2	2119.00	-64.10	RMS	27.59	-60.15	0.65	-95.23	63.04	-13.00	-51.10	Horizontal
3	2826.00	-66.99	RMS	28.56	-58.93	0.41	-95.23	58.20	-13.00	-53.99	Horizontal

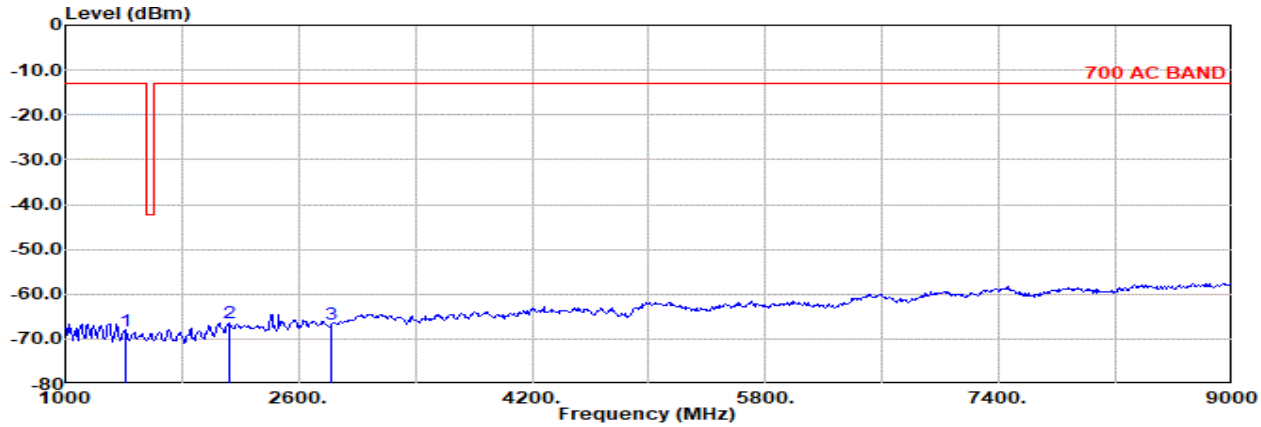

Site : 03CH12-HY
Condition: 700 AC BAND 3m 9120D-02114-240711 Vertical
: LTE Band 12 10M Ch231301RB0 QPSK

	Freq	Level	Detector	Ant Factor	Amp\Cbl	Filter	EIRPCF	Reading	Limit	Margin	Pol
	MHz	dBm		dB/m	dB	dB	dB	dBuV	dBm	dB	
1	1413.00	-68.30	RMS	25.70	-61.72	1.09	-95.23	61.86	-13.00	-55.30	Vertical
2	2119.00	-66.49	RMS	27.59	-60.15	0.65	-95.23	60.65	-13.00	-53.49	Vertical
3	2826.00	-66.80	RMS	28.56	-58.93	0.41	-95.23	58.39	-13.00	-53.80	Vertical

Main Antenna

Part 27H Mode 18

LTE B17 10M Ch23780 1RB0 QPSK

L

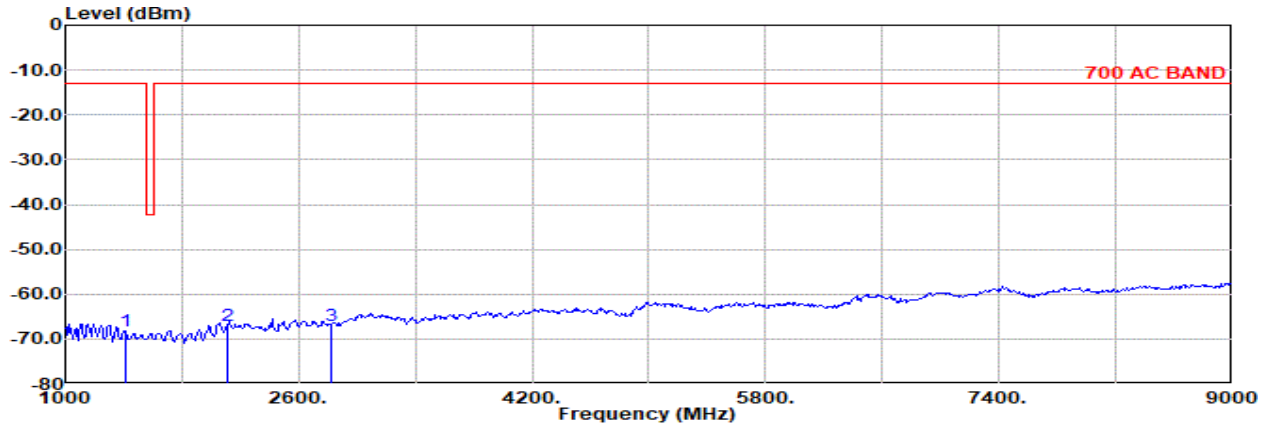

Site : 03CH12-HY
Condition: 700 AC BAND 3m 9120D-02114-240711 Horizontal
: LTE Band 17 10M Ch23780 1RB0 QPSK

	Freq	Level	Detector	Ant Factor	Amp\Cbl	Filter	EIRPCF	Reading	Limit	Margin	Pol
	MHz	dBm		dB/m	dB	dB	dB	dBuV	dBm	dB	
1	1409.00	-68.15	RMS	25.72	-61.74	1.10	-95.23	62.00	-13.00	-55.15	Horizontal
2	2113.00	-66.93	RMS	27.53	-60.15	0.65	-95.23	60.27	-13.00	-53.93	Horizontal
3	2818.00	-66.98	RMS	28.50	-58.95	0.41	-95.23	58.29	-13.00	-53.98	Horizontal

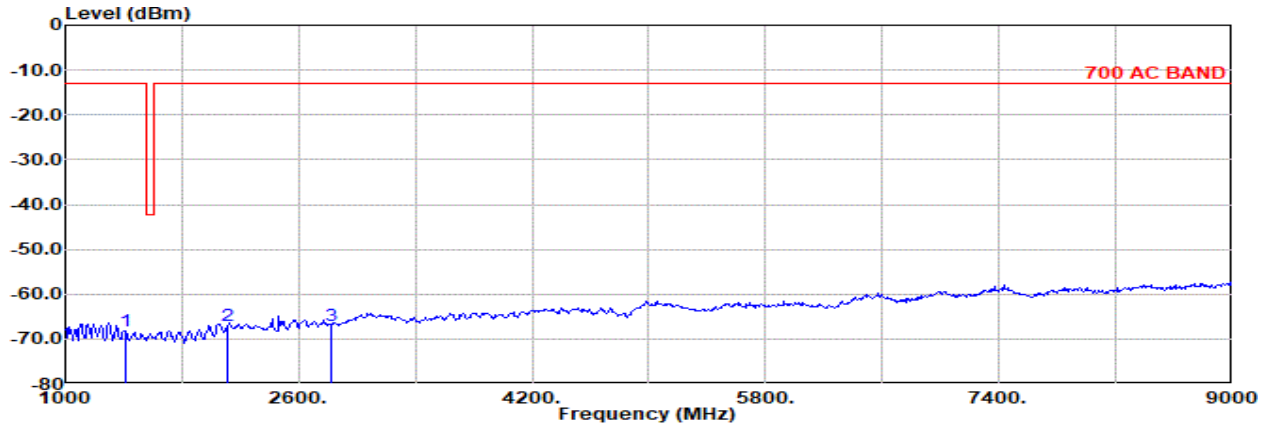

Site : 03CH12-HY
Condition: 700 AC BAND 3m 9120D-02114-240711 Vertical
: LTE Band 17 10M Ch23780 1RB0 QPSK

	Freq	Level	Detector	Ant Factor	Amp\Cbl	Filter	EIRPCF	Reading	Limit	Margin	Pol
	MHz	dBm		dB/m	dB	dB	dB	dBuV	dBm	dB	
1	1409.00	-68.36	RMS	25.72	-61.74	1.10	-95.23	61.79	-13.00	-55.36	Vertical
2	2113.00	-67.08	RMS	27.53	-60.15	0.65	-95.23	60.12	-13.00	-54.08	Vertical
3	2818.00	-66.93	RMS	28.50	-58.95	0.41	-95.23	58.34	-13.00	-53.93	Vertical

Main Antenna

Part 27H Mode 18

LTE B17 10M Ch23790 1RB0 QPSK

M

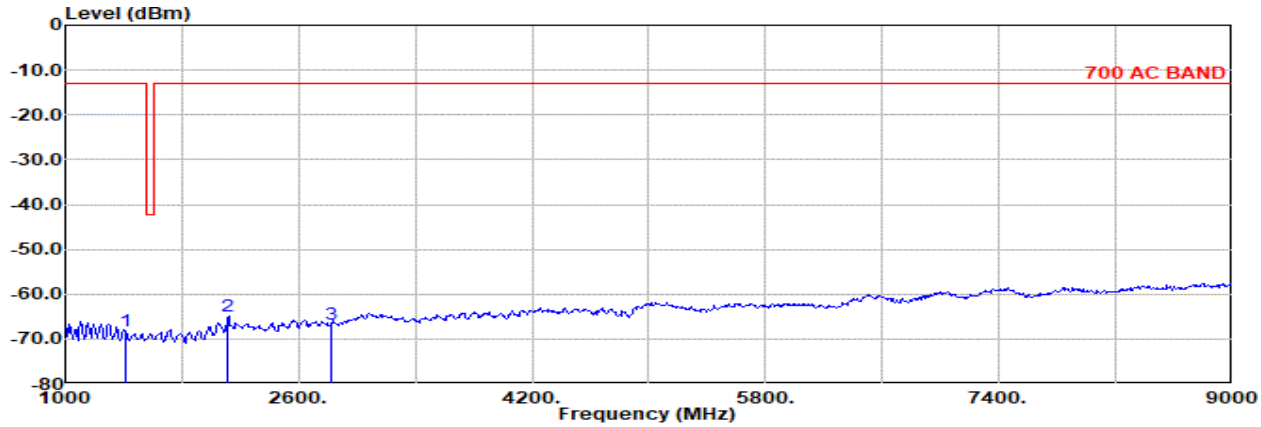

Site : 03CH12-HY
Condition: 700 AC BAND 3m 9120D-02114-240711 Horizontal
: LTE Band 17 10M Ch23790 1RB0 QPSK

	Freq	Level	Detector	Ant Factor	Amp\Cbl	Filter	EIRPCF	Reading	Limit	Margin	Pol
	MHz	dBm		dB/m	dB	dB	dB	dBuV	dBm	dB	
1	1411.00	-68.12	RMS	25.70	-61.73	1.09	-95.23	62.05	-13.00	-55.12	Horizontal
2	2116.00	-64.99	RMS	27.56	-60.15	0.65	-95.23	62.18	-13.00	-51.99	Horizontal
3	2822.00	-66.71	RMS	28.52	-58.94	0.41	-95.23	58.53	-13.00	-53.71	Horizontal

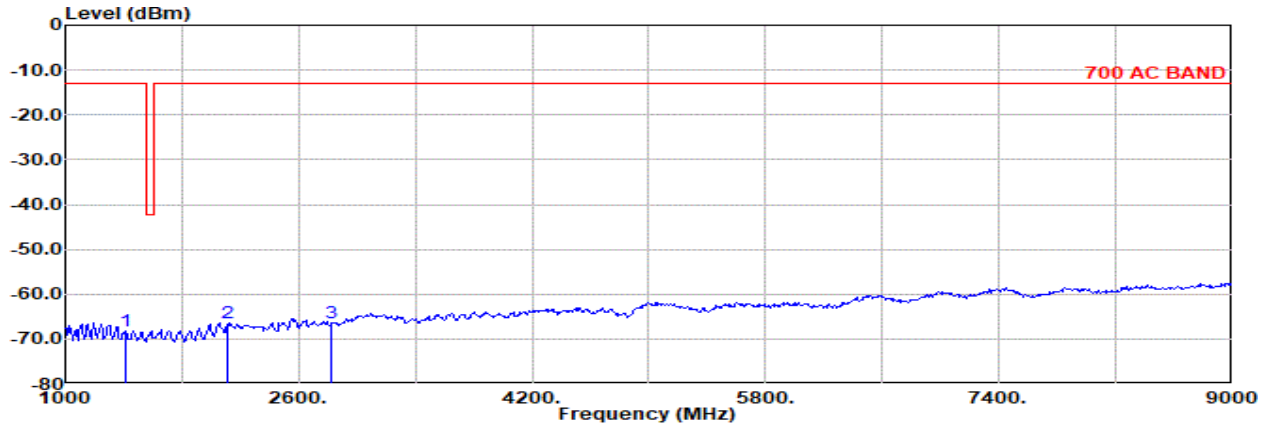

Site : 03CH12-HY
Condition: 700 AC BAND 3m 9120D-02114-240711 Vertical
: LTE Band 17 10M Ch23790 1RB0 QPSK

	Freq	Level	Detector	Ant Factor	Amp\Cbl	Filter	EIRPCF	Reading	Limit	Margin	Pol
	MHz	dBm		dB/m	dB	dB	dB	dBuV	dBm	dB	
1	1411.00	-68.29	RMS	25.70	-61.73	1.09	-95.23	61.88	-13.00	-55.29	Vertical
2	2116.00	-66.46	RMS	27.56	-60.15	0.65	-95.23	60.71	-13.00	-53.46	Vertical
3	2822.00	-66.56	RMS	28.52	-58.94	0.41	-95.23	58.68	-13.00	-53.56	Vertical

Main Antenna

Part 27H Mode 18

LTE B17 10M Ch23800 1RB0 QPSK

H

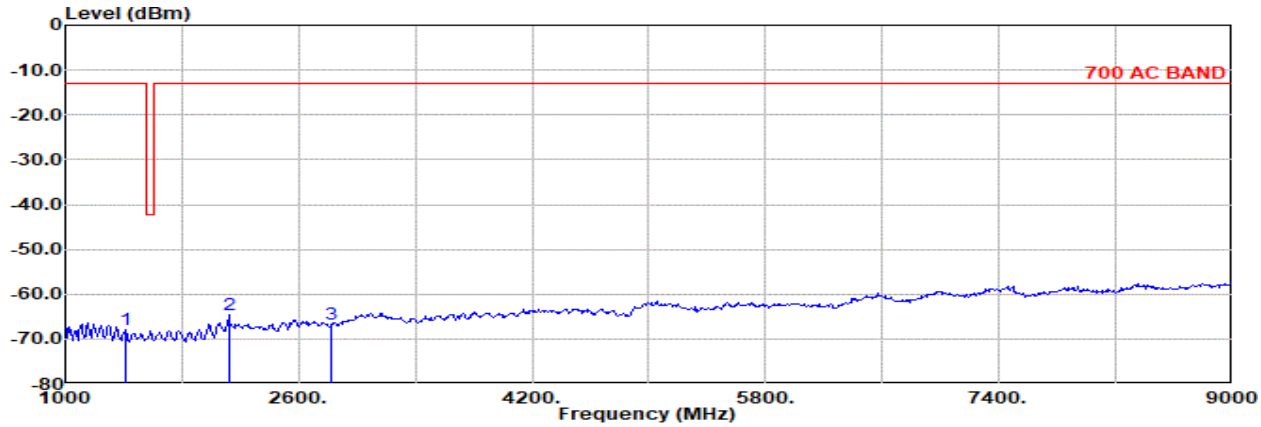

Site : 03CH12-HY
Condition: 700 AC BAND 3m 9120D-02114-240711 Horizontal
: LTE Band 17 10M Ch23800 1RB0 QPSK

	Freq	Level	Detector	Ant Factor	Amp\Cbl	Filter	EIRPCF	Reading	Limit	Margin	Pol
	MHz	dBm		dB/m	dB	dB	dB	dBuV	dBm	dB	
1	1413.00	-68.04	RMS	25.70	-61.72	1.09	-95.23	62.12	-13.00	-55.04	Horizontal
2	2119.00	-64.54	RMS	27.59	-60.15	0.65	-95.23	62.60	-13.00	-51.54	Horizontal
3	2826.00	-66.61	RMS	28.56	-58.93	0.41	-95.23	58.58	-13.00	-53.61	Horizontal

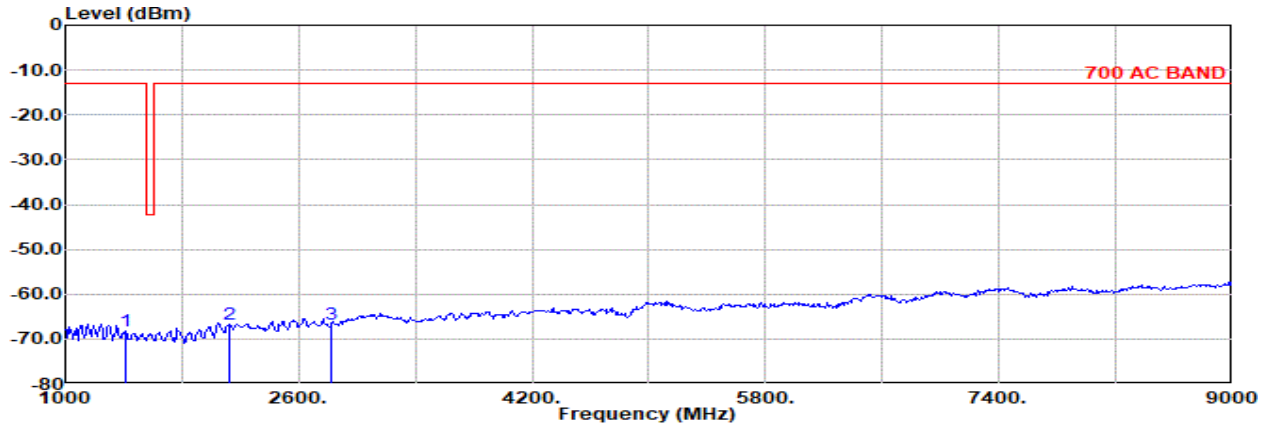

Site : 03CH12-HY
Condition: 700 AC BAND 3m 9120D-02114-240711 Vertical
: LTE Band 17 10M Ch23800 1RB0 QPSK

	Freq	Level	Detector	Ant Factor	Amp\Cbl	Filter	EIRPCF	Reading	Limit	Margin	Pol
	MHz	dBm		dB/m	dB	dB	dB	dBuV	dBm	dB	
1	1413.00	-68.32	RMS	25.70	-61.72	1.09	-95.23	61.84	-13.00	-55.32	Vertical
2	2119.00	-66.68	RMS	27.59	-60.15	0.65	-95.23	60.46	-13.00	-53.68	Vertical
3	2826.00	-66.79	RMS	28.56	-58.93	0.41	-95.23	58.40	-13.00	-53.79	Vertical

Main Antenna

Part 27N Mode 24

LTE B71 20M Ch133222 1RB0 QPSK

L

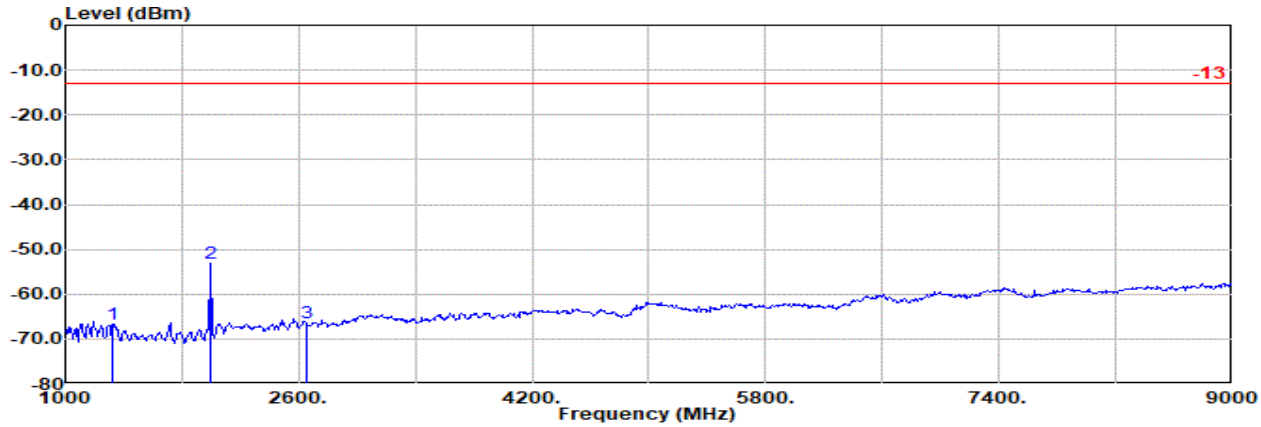

Site : 03CH12-HY
Condition: -13 3m 9120D-02114-240711 Horizontal
: LTE Band 71 20M Ch133222 1RB0 QPSK

	Freq	Level	Detector	Ant Factor	Amp\Cbl	Filter	EIRPCF	Reading	Limit	Margin	Pol
	MHz	dBm		dB/m	dB	dB	dB	dBuV	dBm	dB	
1	1328.00	-66.61	RMS	25.94	-61.97	1.12	-95.23	63.53	-13.00	-53.61	Horizontal
2	1992.00	-53.28	RMS	26.88	-60.19	0.63	-95.23	74.63	-13.00	-40.28	Horizontal
3	2656.00	-66.28	RMS	28.30	-59.35	0.45	-95.23	59.55	-13.00	-53.28	Horizontal

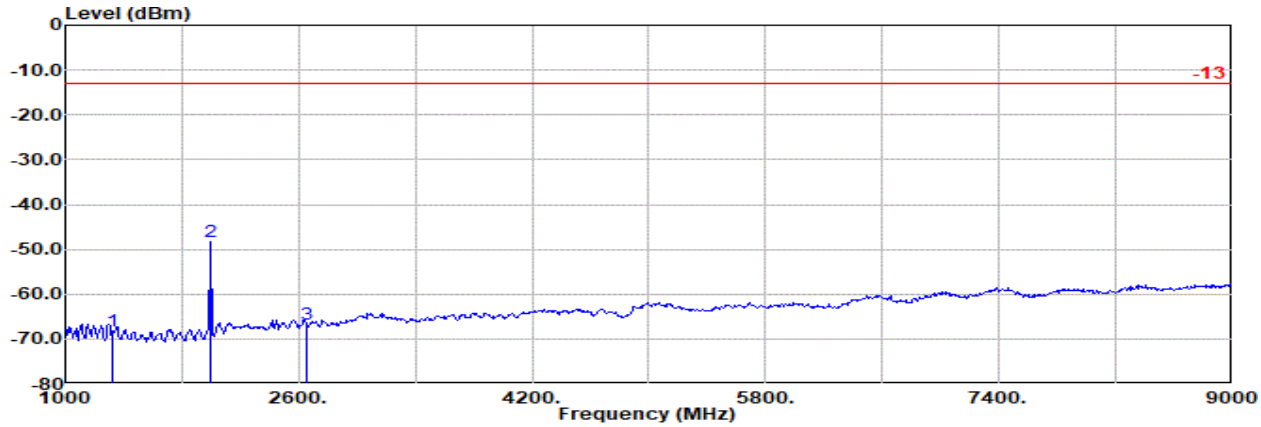

Site : 03CH12-HY
Condition: -13 3m 9120D-02114-240711 Vertical
: LTE Band 71 20M Ch133222 1RB0 QPSK

	Freq	Level	Detector	Ant Factor	Amp\Cbl	Filter	EIRPCF	Reading	Limit	Margin	Pol
	MHz	dBm		dB/m	dB	dB	dB	dBuV	dBm	dB	
1	1328.00	-68.20	RMS	25.94	-61.97	1.12	-95.23	61.94	-13.00	-55.20	Vertical
2	1992.00	-48.19	RMS	26.88	-60.19	0.63	-95.23	79.72	-13.00	-35.19	Vertical
3	2656.00	-66.62	RMS	28.30	-59.35	0.45	-95.23	59.21	-13.00	-53.62	Vertical

Main Antenna

Part 27N Mode 24

LTE B71 20M Ch133322 1RB0 QPSK

M

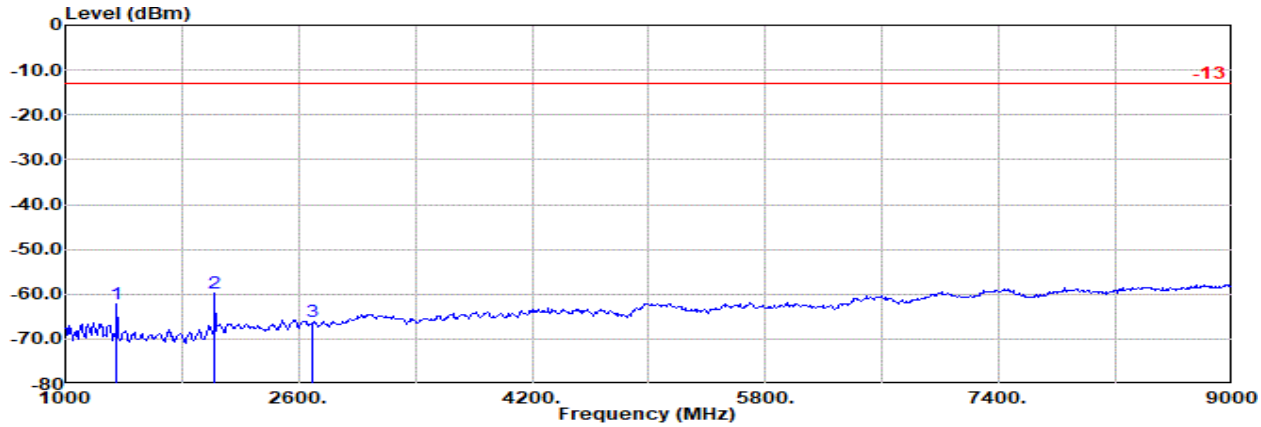

Site : 03CH12-HY
Condition: -13 3m 9120D-02114-240711 Horizontal
: LTE Band 71 20M Ch133322 1RB0 QPSK

	Freq	Level	Detector	Ant Factor	Amp\Cbl	Filter	EIRPCF	Reading	Limit	Margin	Pol
	MHz	dBm		dB/m	dB	dB	dB	dBuV	dBm	dB	
1	1348.00	-62.07	RMS	25.90	-61.92	1.12	-95.23	68.06	-13.00	-49.07	Horizontal
2	2022.00	-59.91	RMS	26.96	-60.17	0.63	-95.23	67.90	-13.00	-46.91	Horizontal
3	2696.00	-66.13	RMS	28.50	-59.25	0.44	-95.23	59.41	-13.00	-53.13	Horizontal

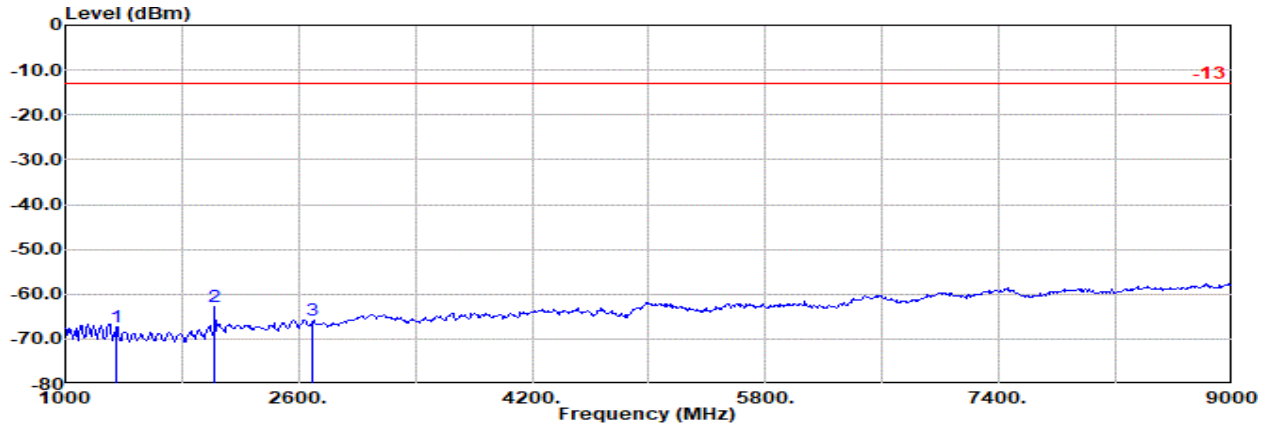

Site : 03CH12-HY
Condition: -13 3m 9120D-02114-240711 Vertical
: LTE Band 71 20M Ch133322 1RB0 QPSK

	Freq	Level	Detector	Ant Factor	Amp\Cbl	Filter	EIRPCF	Reading	Limit	Margin	Pol
	MHz	dBm		dB/m	dB	dB	dB	dBuV	dBm	dB	
1	1348.00	-67.21	RMS	25.90	-61.92	1.12	-95.23	62.92	-13.00	-54.21	Vertical
2	2022.00	-62.66	RMS	26.96	-60.17	0.63	-95.23	65.15	-13.00	-49.66	Vertical
3	2696.00	-65.81	RMS	28.50	-59.25	0.44	-95.23	59.73	-13.00	-52.81	Vertical

Main Antenna

Part 27N Mode 24

LTE B71 20M Ch133372 1RB0 QPSK

H

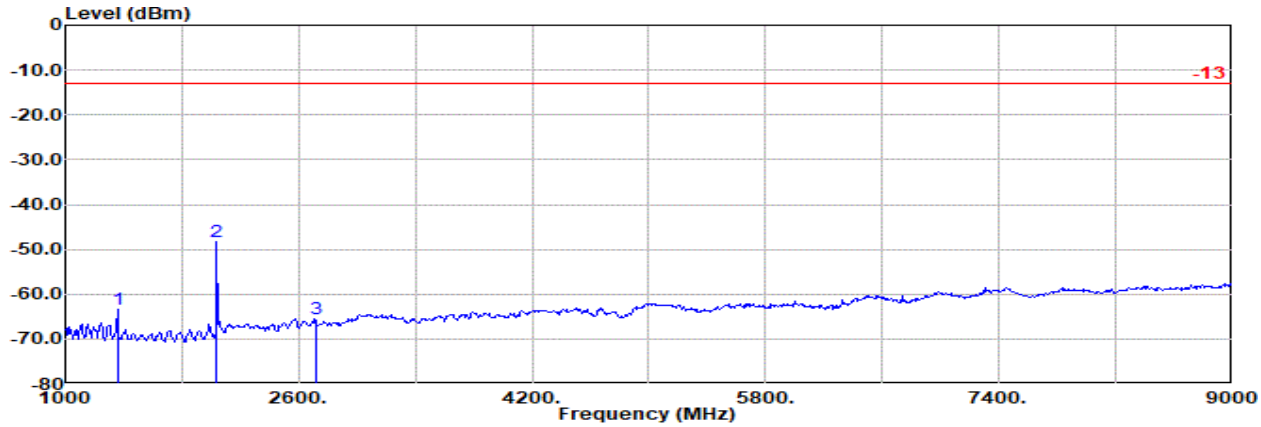

Site : 03CH12-HY
Condition: -13 3m 9120D-02114-240711 Horizontal
: LTE Band 71 20M Ch133372 1RB0 QPSK

	Freq	Level	Detector	Ant Factor	Amp\Cbl	Filter	EIRPCF	Reading	Limit	Margin	Pol
	MHz	dBm		dB/m	dB	dB	dB	dBuV	dBm	dB	
1	1358.00	-63.37	RMS	25.82	-61.89	1.12	-95.23	66.81	-13.00	-50.37	Horizontal
2	2037.00	-48.25	RMS	27.27	-60.16	0.64	-95.23	79.23	-13.00	-35.25	Horizontal
3	2716.00	-65.43	RMS	28.60	-59.20	0.43	-95.23	59.97	-13.00	-52.43	Horizontal

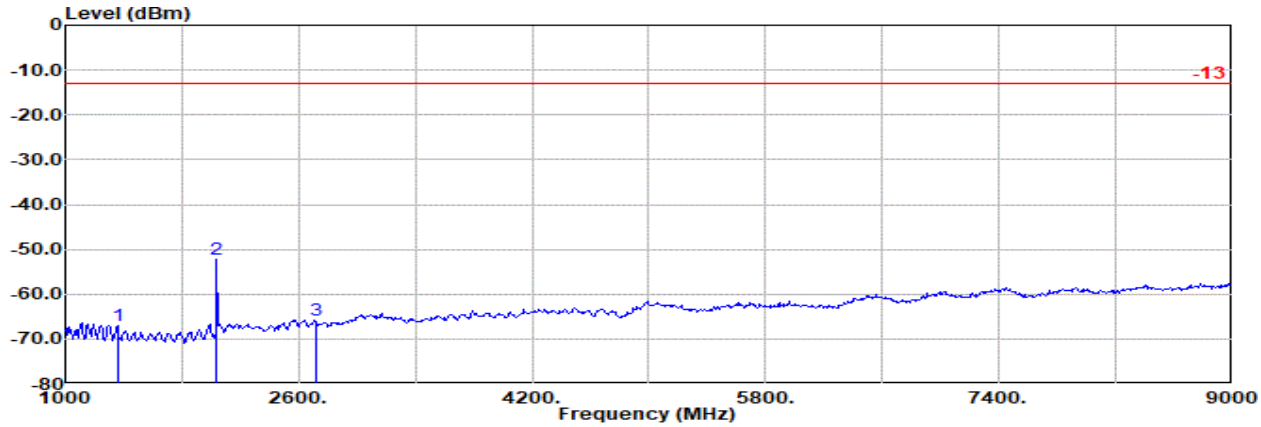

Site : 03CH12-HY
Condition: -13 3m 9120D-02114-240711 Vertical
: LTE Band 71 20M Ch133372 1RB0 QPSK

	Freq	Level	Detector	Ant Factor	Amp\Cbl	Filter	EIRPCF	Reading	Limit	Margin	Pol
	MHz	dBm		dB/m	dB	dB	dB	dBuV	dBm	dB	
1	1358.00	-67.07	RMS	25.82	-61.89	1.12	-95.23	63.11	-13.00	-54.07	Vertical
2	2037.00	-52.17	RMS	27.27	-60.16	0.64	-95.23	75.31	-13.00	-39.17	Vertical
3	2716.00	-65.72	RMS	28.60	-59.20	0.43	-95.23	59.68	-13.00	-52.72	Vertical

Main Antenna

Part 90R Mode 19

LTE B14 5M Ch23305 1RB0 QPSK

L

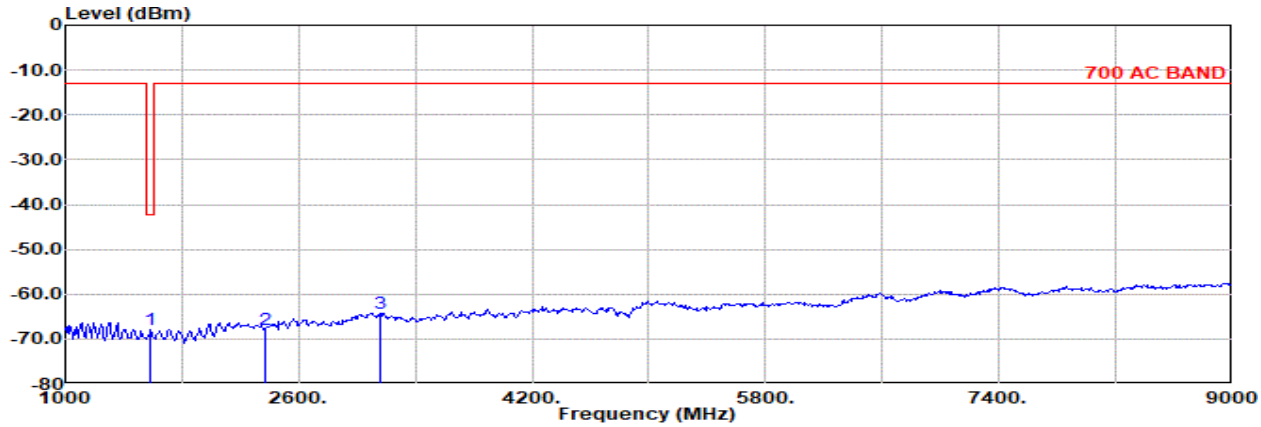

Site : 03CH12-HY
Condition: 700 AC BAND 3m 9120D-02114-240711 Horizontal
: LTE Band 14 5M Ch23305 1RB0 QPSK

	Freq	Level	Detector	Ant Factor	Amp\Cbl	Filter	EIRPCF	Reading	Limit	Margin	Pol
	MHz	dBm		dB/m	dB	dB	dB	dBuV	dBm	dB	
1	1577.00	-67.79	RMS	25.47	-61.14	0.82	-95.23	62.29	-42.15	-25.64	Horizontal
2	2365.00	-67.89	RMS	27.40	-59.92	0.56	-95.23	59.30	-13.00	-54.89	Horizontal
3	3153.00	-64.38	RMS	29.89	-58.32	0.38	-95.23	58.90	-13.00	-51.38	Horizontal

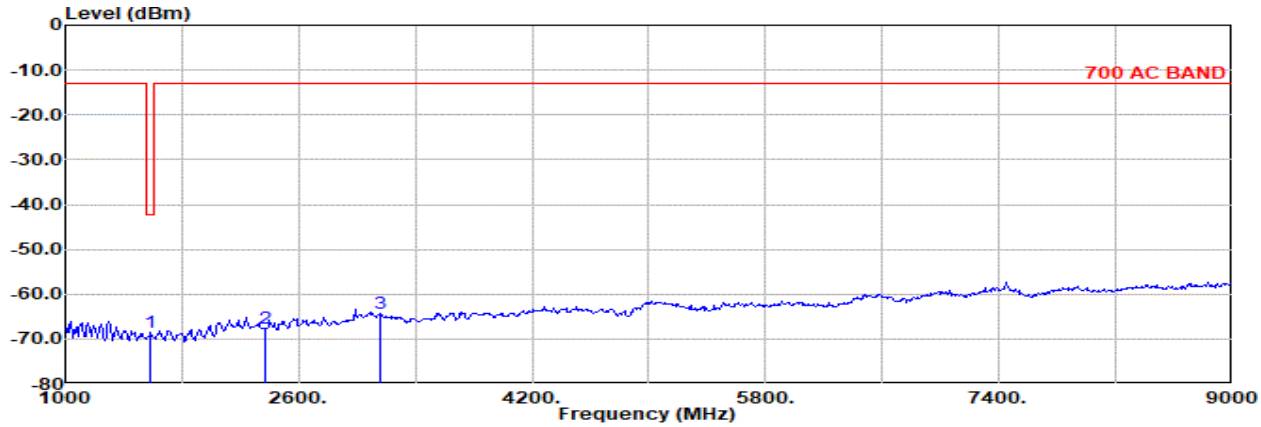

Site : 03CH12-HY
Condition: 700 AC BAND 3m 9120D-02114-240711 Vertical
: LTE Band 14 5M Ch23305 1RB0 QPSK

	Freq	Level	Detector	Ant Factor	Amp\Cbl	Filter	EIRPCF	Reading	Limit	Margin	Pol
	MHz	dBm		dB/m	dB	dB	dB	dBuV	dBm	dB	
1	1577.00	-68.43	RMS	25.47	-61.14	0.82	-95.23	61.65	-42.15	-26.28	Vertical
2	2365.00	-67.64	RMS	27.40	-59.92	0.56	-95.23	59.55	-13.00	-54.64	Vertical
3	3153.00	-64.37	RMS	29.89	-58.32	0.38	-95.23	58.91	-13.00	-51.37	Vertical

Main Antenna

Part 90R Mode 19

LTE B14 5M Ch23330 1RB0 QPSK

M

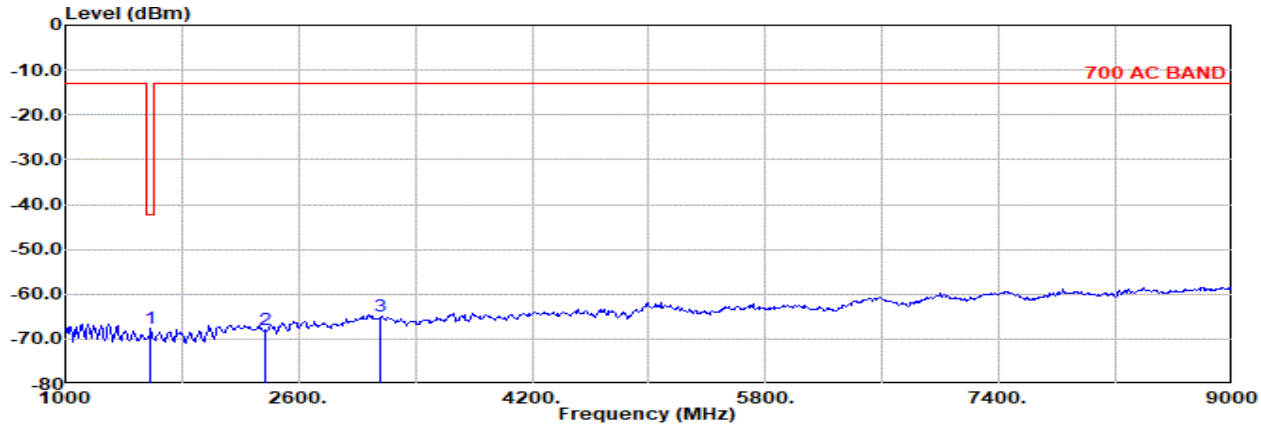

Site : 03CH12-HY
Condition: 700 AC BAND 3m 9120D-02114-240711 Horizontal
: LTE Band 14 5M Ch23330 1RB0 QPSK

	Freq	Level	Detector	Ant Factor	Amp\Cbl	Filter	EIRPCF	Reading	Limit	Margin	Pol
	MHz	dBm		dB/m	dB	dB	dB	dBuV	dBm	dB	
1	1582.00	-67.76	RMS	25.52	-61.53	0.81	-95.23	62.67	-42.15	-25.61	Horizontal
2	2373.00	-68.05	RMS	27.37	-60.44	0.56	-95.23	59.69	-13.00	-55.05	Horizontal
3	3163.00	-64.87	RMS	29.85	-58.98	0.38	-95.23	59.11	-13.00	-51.87	Horizontal

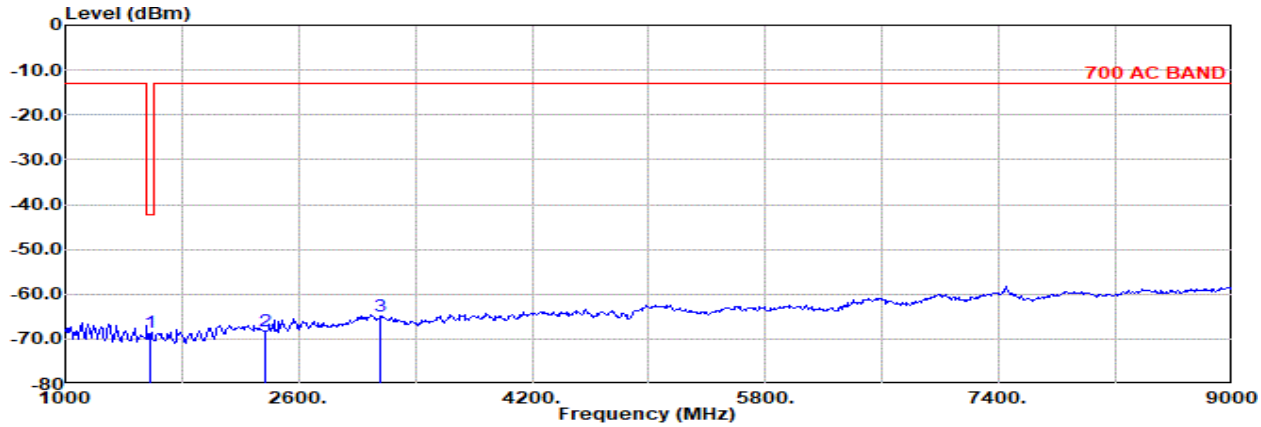

Site : 03CH12-HY
Condition: 700 AC BAND 3m 9120D-02114-240711 Vertical
: LTE Band 14 5M Ch23330 1RB0 QPSK

	Freq	Level	Detector	Ant Factor	Amp\Cbl	Filter	EIRPCF	Reading	Limit	Margin	Pol
	MHz	dBm		dB/m	dB	dB	dB	dBuV	dBm	dB	
1	1582.00	-68.60	RMS	25.52	-61.53	0.81	-95.23	61.83	-42.15	-26.45	Vertical
2	2373.00	-68.23	RMS	27.37	-60.44	0.56	-95.23	59.51	-13.00	-55.23	Vertical
3	3163.00	-64.92	RMS	29.85	-58.98	0.38	-95.23	59.06	-13.00	-51.92	Vertical

Main Antenna

Part 90R Mode 19

LTE B14 5M Ch23355 1RB0 QPSK

H

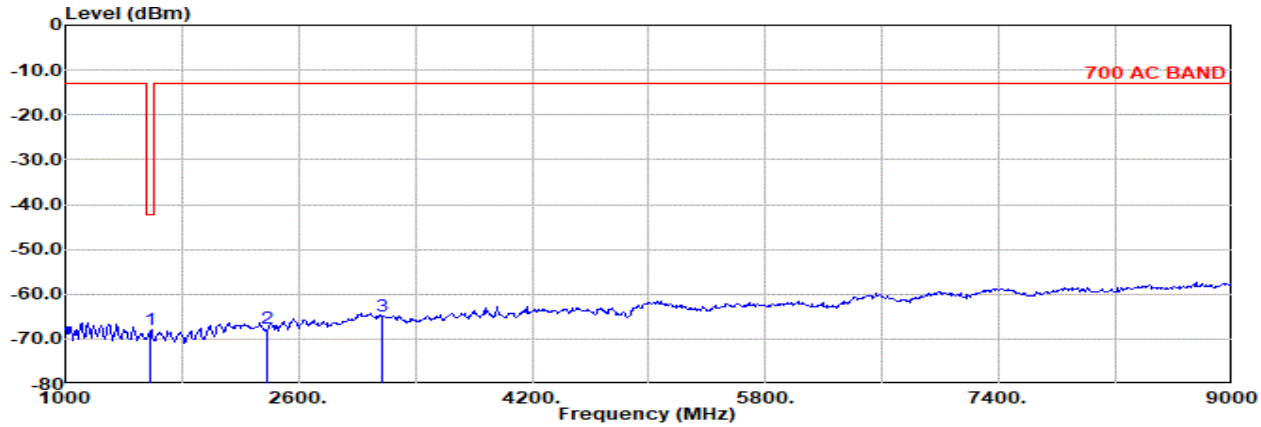

Site : 03CH12-HY
Condition: 700 AC BAND 3m 9120D-02114-240711 Horizontal
: LTE Band 14 5M Ch23355 1RB0 QPSK

	Freq	Level	Detector	Ant Factor	Amp\Cbl	Filter	EIRPCF	Reading	Limit	Margin	Pol
	MHz	dBm		dB/m	dB	dB	dB	dBuV	dBm	dB	
1	1587.00	-68.05	RMS	25.57	-61.11	0.80	-95.23	61.92	-42.15	-25.90	Horizontal
2	2380.00	-67.50	RMS	27.30	-59.90	0.55	-95.23	59.78	-13.00	-54.50	Horizontal
3	3173.00	-64.76	RMS	29.81	-58.29	0.38	-95.23	58.57	-13.00	-51.76	Horizontal

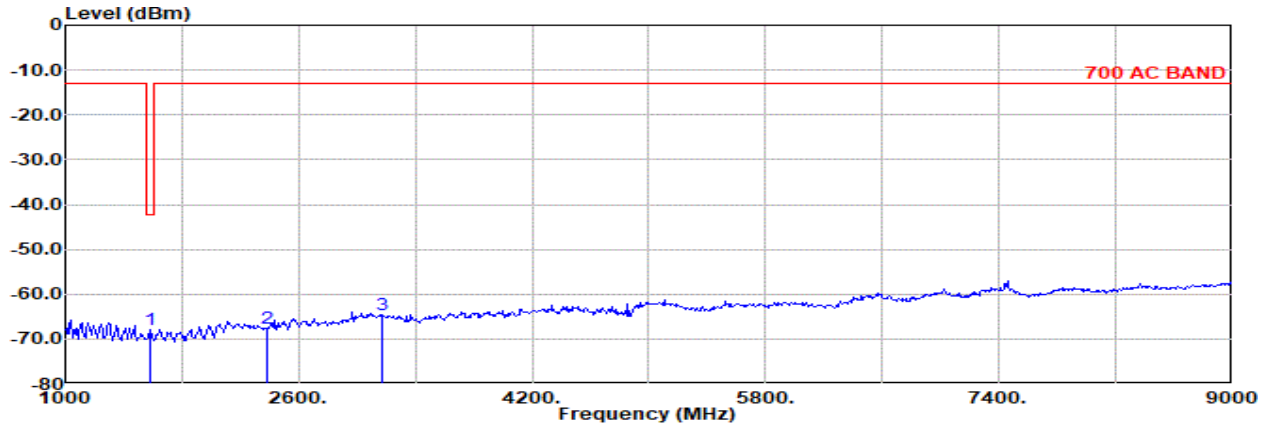

Site : 03CH12-HY
Condition: 700 AC BAND 3m 9120D-02114-240711 Vertical
: LTE Band 14 5M Ch23355 1RB0 QPSK

	Freq	Level	Detector	Ant Factor	Amp\Cbl	Filter	EIRPCF	Reading	Limit	Margin	Pol
	MHz	dBm		dB/m	dB	dB	dB	dBuV	dBm	dB	
1	1587.00	-67.89	RMS	25.57	-61.11	0.80	-95.23	62.08	-42.15	-25.74	Vertical
2	2380.00	-67.52	RMS	27.30	-59.90	0.55	-95.23	59.76	-13.00	-54.52	Vertical
3	3173.00	-64.68	RMS	29.81	-58.29	0.38	-95.23	58.65	-13.00	-51.68	Vertical

Main Antenna

Part 90R Mode 20

LTE B14 10M Ch23330 1RB0 QPSK

M

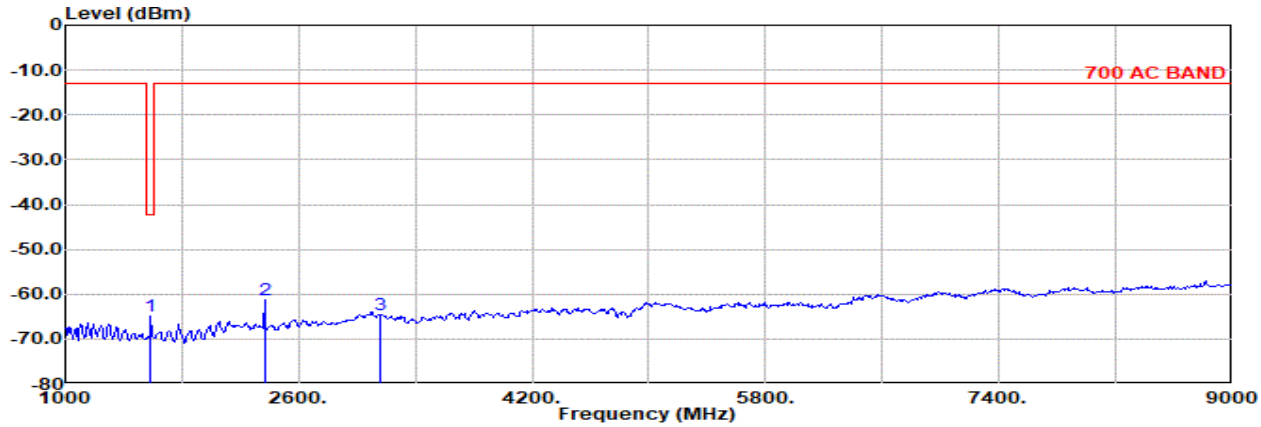

Site : 03CH12-HY
Condition: 700 AC BAND 3m 9120D-02114-240711 Horizontal
: LTE Band 14 10M Ch23330 1RB0 QPSK

	Freq	Level	Detector	Ant Factor	Amp\Cbl	Filter	EIRPCF	Reading	Limit	Margin	Pol
	MHz	dBm		dB/m	dB	dB	dB	dBuV	dBm	dB	
1	1577.00	-65.02	RMS	25.47	-61.14	0.82	-95.23	65.06	-42.15	-22.87	Horizontal
2	2365.00	-61.29	RMS	27.40	-59.92	0.56	-95.23	65.90	-13.00	-48.29	Horizontal
3	3154.00	-64.64	RMS	29.88	-58.32	0.38	-95.23	58.65	-13.00	-51.64	Horizontal

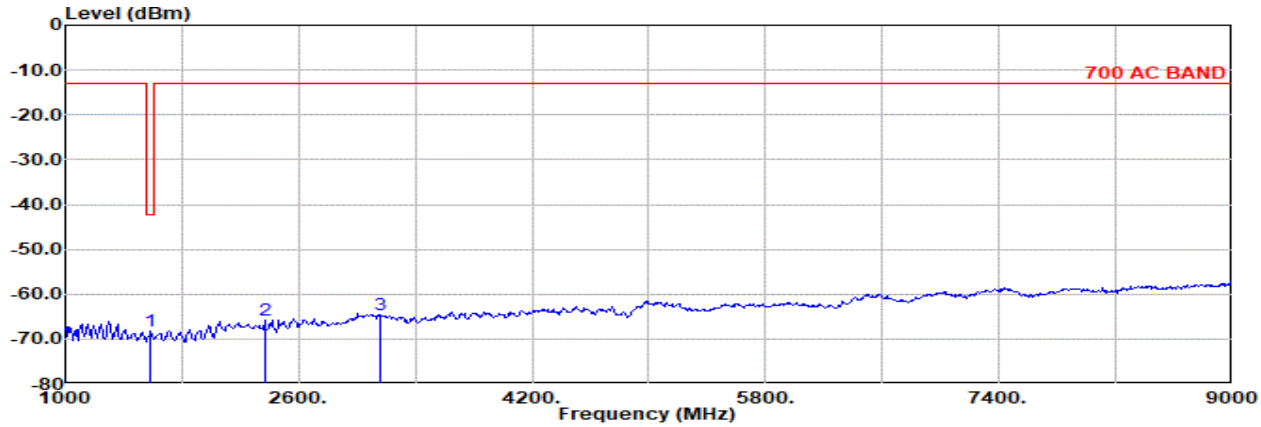

Site : 03CH12-HY
Condition: 700 AC BAND 3m 9120D-02114-240711 Vertical
: LTE Band 14 10M Ch23330 1RB0 QPSK

	Freq	Level	Detector	Ant Factor	Amp\Cbl	Filter	EIRPCF	Reading	Limit	Margin	Pol
	MHz	dBm		dB/m	dB	dB	dB	dBuV	dBm	dB	
1	1577.00	-68.20	RMS	25.47	-61.14	0.82	-95.23	61.88	-42.15	-26.05	Vertical
2	2365.00	-65.91	RMS	27.40	-59.92	0.56	-95.23	61.28	-13.00	-52.91	Vertical
3	3154.00	-64.64	RMS	29.88	-58.32	0.38	-95.23	58.65	-13.00	-51.64	Vertical

Main Antenna

Part 90S Mode 21

LTE B26 5M Ch26715 1RB0 QPSK

L

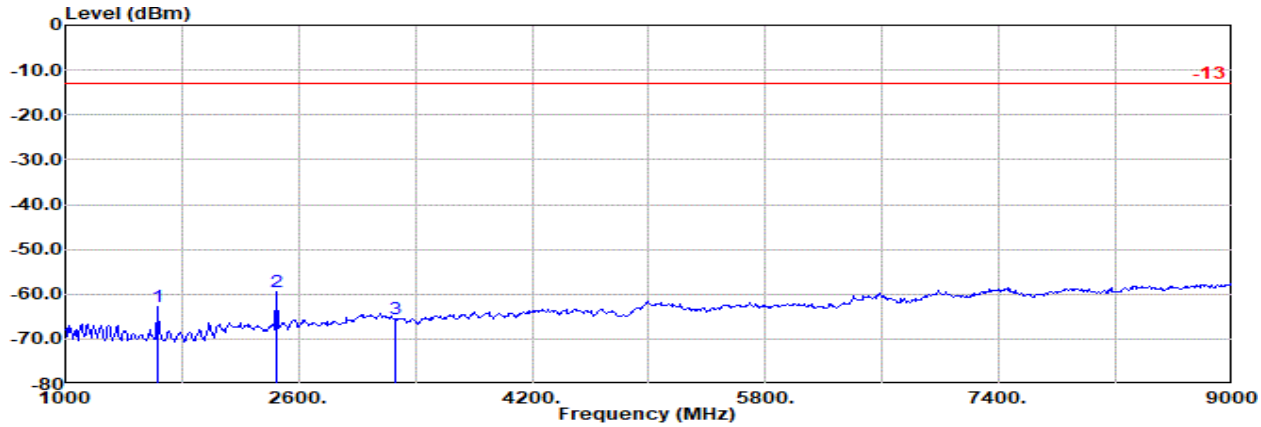

Site : 03CH12-HY
Condition: -13 3m 9120D-02114-240711 Horizontal
: LTE Band 26 5M Ch26715 1RB0 QPSK

	Freq	Level	Detector	Ant Factor	Amp\Cbl	Filter	EIRPCF	Reading	Limit	Margin	Pol
	MHz	dBm		dB/m	dB	dB	dB	dBuV	dBm	dB	
1	1628.00	-62.94	RMS	25.52	-61.03	0.76	-95.23	67.04	-13.00	-49.94	Horizontal
2	2443.00	-59.56	RMS	27.70	-59.82	0.52	-95.23	67.27	-13.00	-46.56	Horizontal
3	3257.00	-65.39	RMS	29.80	-58.18	0.39	-95.23	57.83	-13.00	-52.39	Horizontal

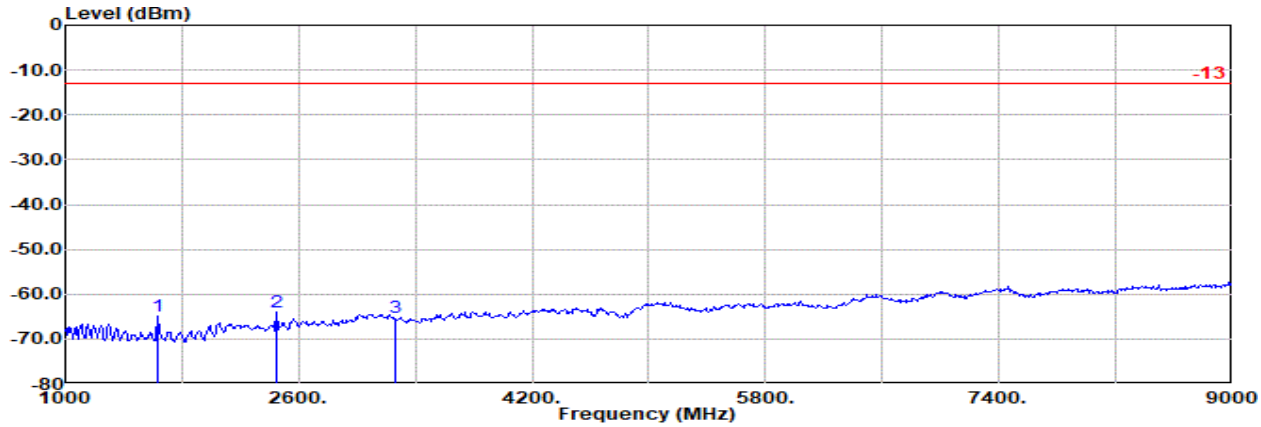

Site : 03CH12-HY
Condition: -13 3m 9120D-02114-240711 Vertical
: LTE Band 26 5M Ch26715 1RB0 QPSK

	Freq	Level	Detector	Ant Factor	Amp\Cbl	Filter	EIRPCF	Reading	Limit	Margin	Pol
	MHz	dBm		dB/m	dB	dB	dB	dBuV	dBm	dB	
1	1628.00	-64.91	RMS	25.52	-61.03	0.76	-95.23	65.07	-13.00	-51.91	Vertical
2	2443.00	-64.11	RMS	27.70	-59.82	0.52	-95.23	62.72	-13.00	-51.11	Vertical
3	3257.00	-65.27	RMS	29.80	-58.18	0.39	-95.23	57.95	-13.00	-52.27	Vertical

Main Antenna

Part 90S Mode 21

LTE B26 5M Ch26740 1RB0 QPSK

M

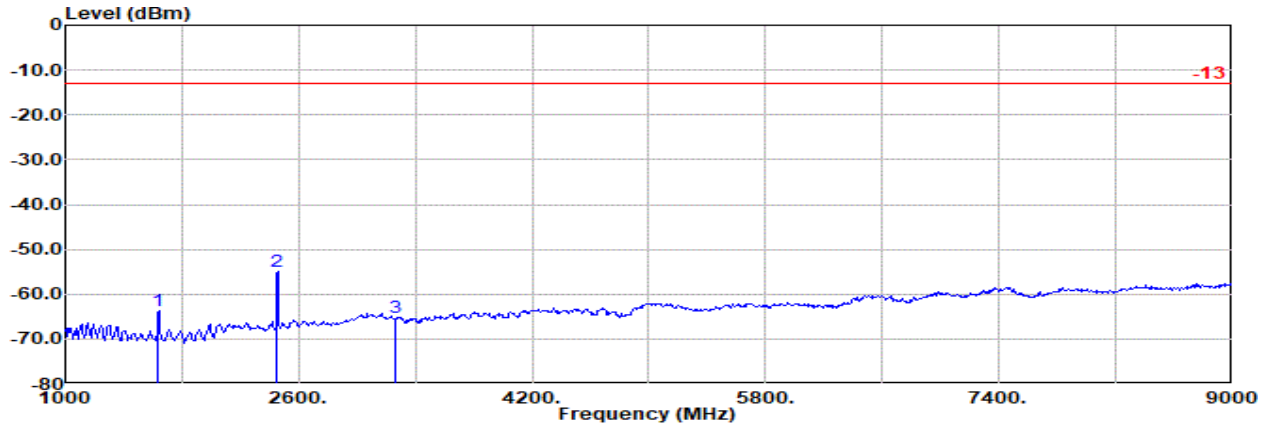

Site : 03CH12-HY
Condition: -13 3m 9120D-02114-240711 Horizontal
: LTE Band 26 5M Ch26740 1RB0 QPSK

	Freq	Level	Detector	Ant Factor	Amp\Cbl	Filter	EIRPCF	Reading	Limit	Margin	Pol
	MHz	dBm		dB/m	dB	dB	dB	dBuV	dBm	dB	
1	1633.00	-63.71	RMS	25.47	-61.03	0.76	-95.23	66.32	-13.00	-50.71	Horizontal
2	2450.00	-54.96	RMS	27.70	-59.81	0.52	-95.23	71.86	-13.00	-41.96	Horizontal
3	3267.00	-65.33	RMS	29.80	-58.17	0.39	-95.23	57.88	-13.00	-52.33	Horizontal

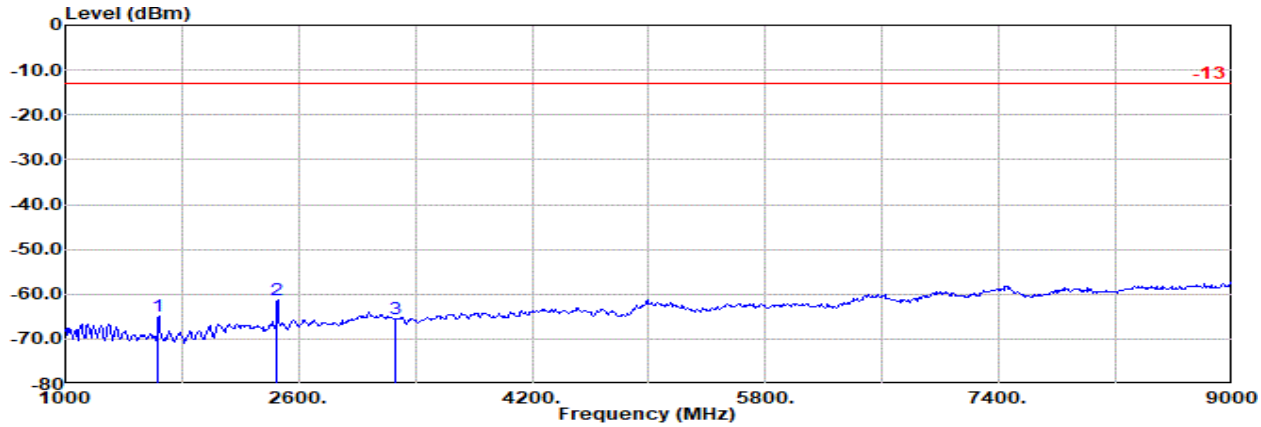

Site : 03CH12-HY
Condition: -13 3m 9120D-02114-240711 Vertical
: LTE Band 26 5M Ch26740 1RB0 QPSK

	Freq	Level	Detector	Ant Factor	Amp\Cbl	Filter	EIRPCF	Reading	Limit	Margin	Pol
	MHz	dBm		dB/m	dB	dB	dB	dBuV	dBm	dB	
1	1633.00	-64.87	RMS	25.47	-61.03	0.76	-95.23	65.16	-13.00	-51.87	Vertical
2	2450.00	-61.32	RMS	27.70	-59.81	0.52	-95.23	65.50	-13.00	-48.32	Vertical
3	3267.00	-65.37	RMS	29.80	-58.17	0.39	-95.23	57.84	-13.00	-52.37	Vertical

Main Antenna

Part 90S Mode 21

LTE B26 5M Ch26765 1RB0 QPSK

H

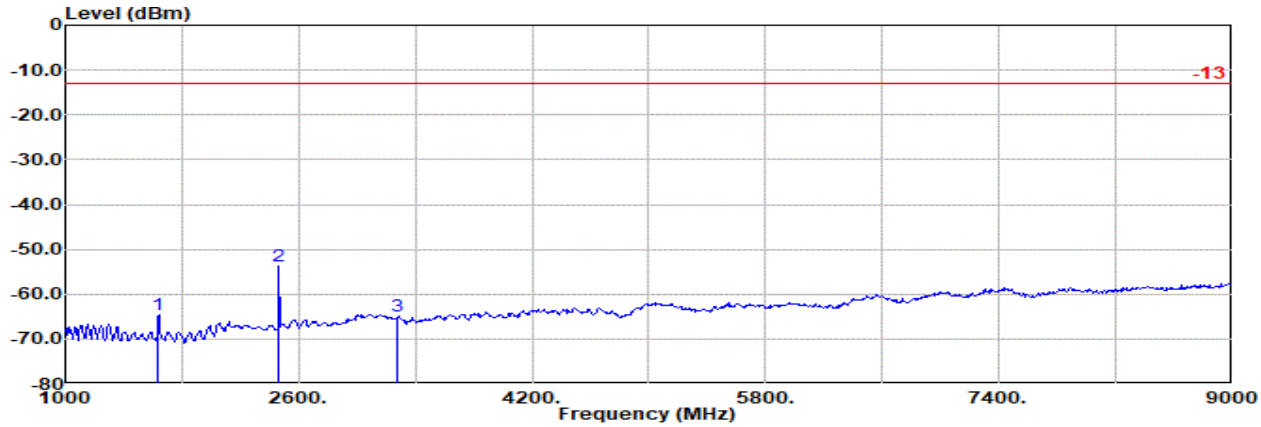

Site : 03CH12-HY
Condition: -13 3m 9120D-02114-240711 Horizontal
: LTE Band 26 15M Ch26765 1RB0 QPSK

	Freq	Level	Detector	Ant Factor	Amp\Cb l	Filter	EIRPCF	Readin g	Limit	Margin	Pol
	MHz	dBm		dB/m	dB	dB	dB	dBuV	dBm	dB	
1	1638.00	-64.65	RMS	25.42	-61.02	0.76	-95.23	65.42	-13.00	-51.65	Horizontal
2	2458.00	-53.79	RMS	27.70	-59.80	0.52	-95.23	73.02	-13.00	-40.79	Horizontal
3	3277.00	-64.95	RMS	29.80	-58.16	0.39	-95.23	58.25	-13.00	-51.95	Horizontal

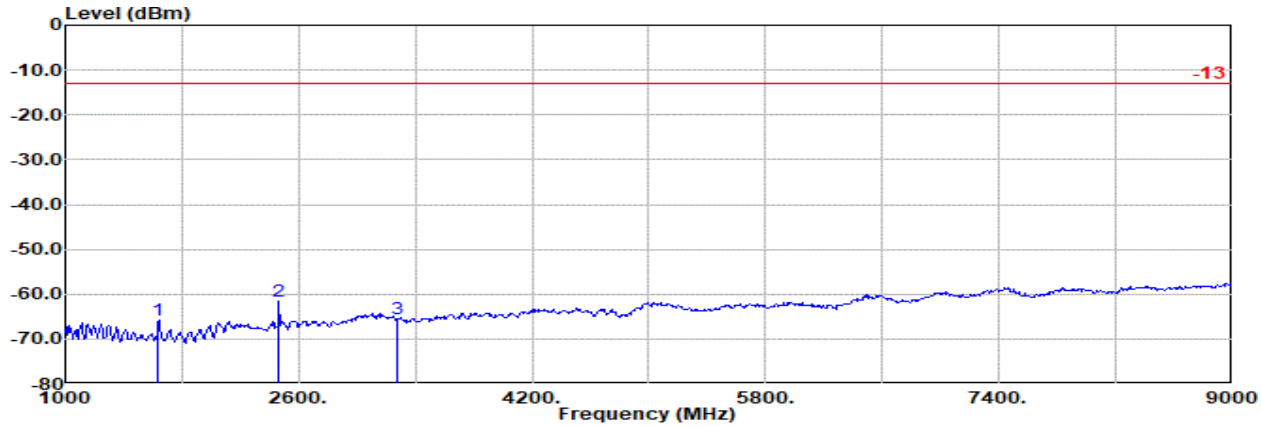

Site : 03CH12-HY
Condition: -13 3m 9120D-02114-240711 Vertical
: LTE Band 26 15M Ch26765 1RB0 QPSK

	Freq	Level	Detector	Ant Factor	Amp\Cb l	Filter	EIRPCF	Readin g	Limit	Margin	Pol
	MHz	dBm		dB/m	dB	dB	dB	dBuV	dBm	dB	
1	1638.00	-65.92	RMS	25.42	-61.02	0.76	-95.23	64.15	-13.00	-52.92	Vertical
2	2458.00	-61.55	RMS	27.70	-59.80	0.52	-95.23	65.26	-13.00	-48.55	Vertical
3	3277.00	-65.43	RMS	29.80	-58.16	0.39	-95.23	57.77	-13.00	-52.43	Vertical

Main Antenna

Part 90S Mode 22

LTE B26 10M Ch26740 1RB0 QPSK

M

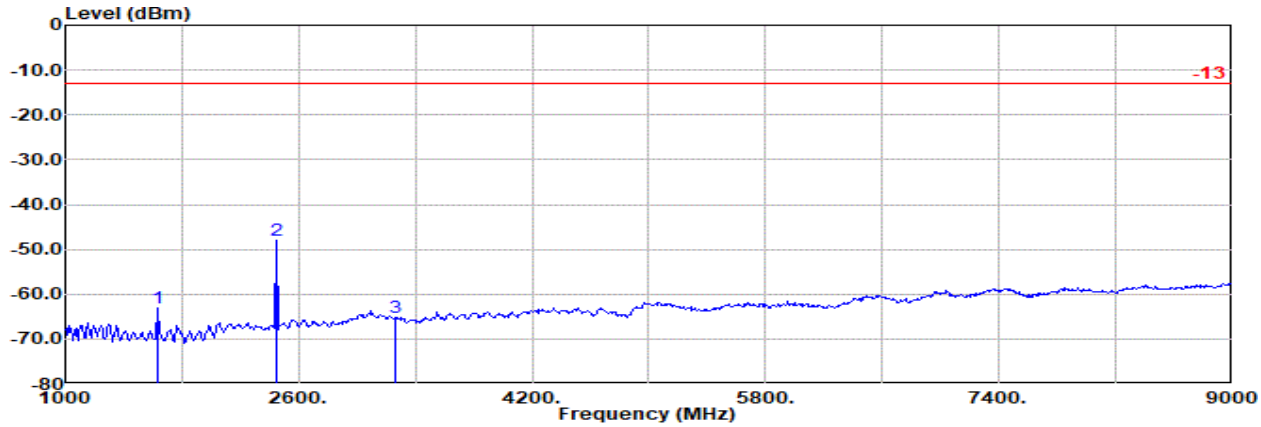

Site : 03CH12-HY
Condition: -13 3m 9120D-02114-240711 Horizontal
: LTE Band 26 10M Ch26740 1RB0 QPSK

	Freq	Level	Detector	Ant Factor	Amp\Cbl	Filter	EIRPCF	Reading	Limit	Margin	Pol
	MHz	dBm		dB/m	dB	dB	dB	dBuV	dBm	dB	
1	1629.00	-63.19	RMS	25.51	-61.03	0.76	-95.23	66.80	-13.00	-50.19	Horizontal
2	2444.00	-47.95	RMS	27.70	-59.81	0.52	-95.23	78.87	-13.00	-34.95	Horizontal
3	3258.00	-65.16	RMS	29.80	-58.18	0.39	-95.23	58.06	-13.00	-52.16	Horizontal

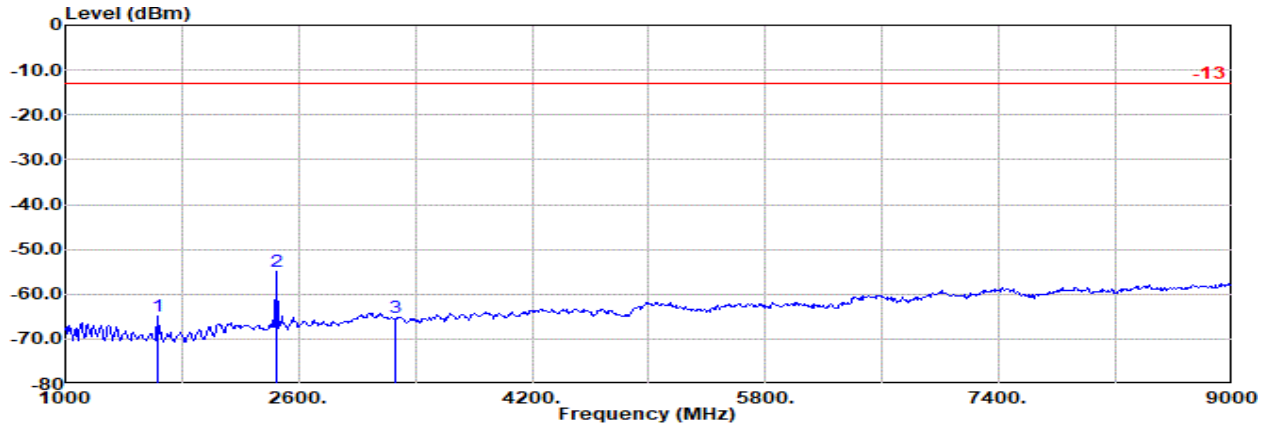

Site : 03CH12-HY
Condition: -13 3m 9120D-02114-240711 Vertical
: LTE Band 26 10M Ch26740 1RB0 QPSK

	Freq	Level	Detector	Ant Factor	Amp\Cbl	Filter	EIRPCF	Reading	Limit	Margin	Pol
	MHz	dBm		dB/m	dB	dB	dB	dBuV	dBm	dB	
1	1629.00	-64.76	RMS	25.51	-61.03	0.76	-95.23	65.23	-13.00	-51.76	Vertical
2	2444.00	-54.95	RMS	27.70	-59.81	0.52	-95.23	71.87	-13.00	-41.95	Vertical
3	3258.00	-65.21	RMS	29.80	-58.18	0.39	-95.23	58.01	-13.00	-52.21	Vertical

Main Antenna

Part 90S Mode 23

LTE B26 15M Ch26790 1RB0 QPSK

M

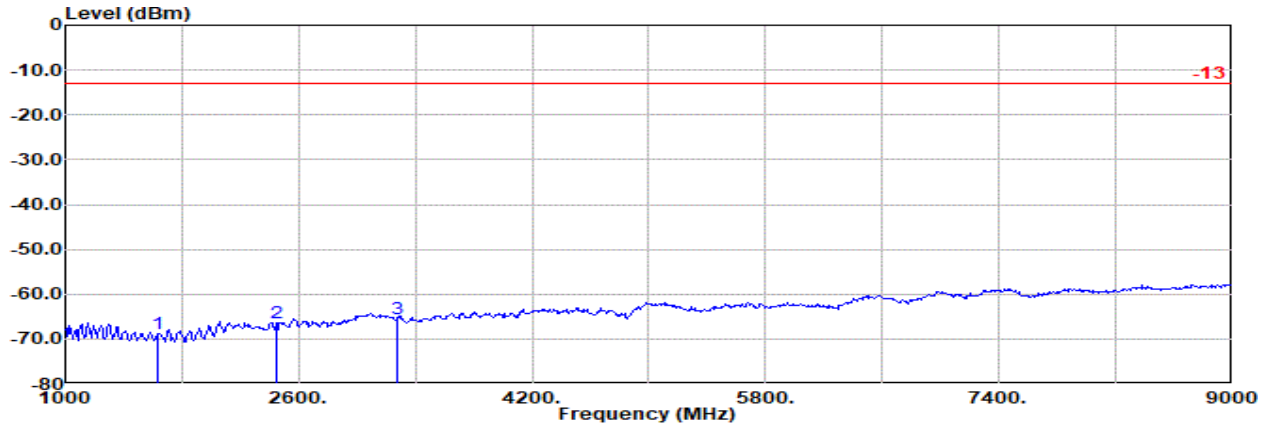

Site : 03CH12-HY
Condition: -13 3m 9120D-02114-240711 Horizontal
: LTE Band 26 15M Ch26790 1RB0 QPSK

	Freq	Level	Detector	Ant Factor	Amp\Cbl	Filter	EIRPCF	Reading	Limit	Margin	Pol
	MHz	dBm		dB/m	dB	dB	dB	dBuV	dBm	dB	
1	1635.00	-68.72	RMS	25.45	-61.02	0.76	-95.23	61.32	-13.00	-55.72	Horizontal
2	2452.00	-66.42	RMS	27.70	-59.80	0.52	-95.23	60.39	-13.00	-53.42	Horizontal
3	3269.00	-65.56	RMS	29.80	-58.17	0.39	-95.23	57.65	-13.00	-52.56	Horizontal

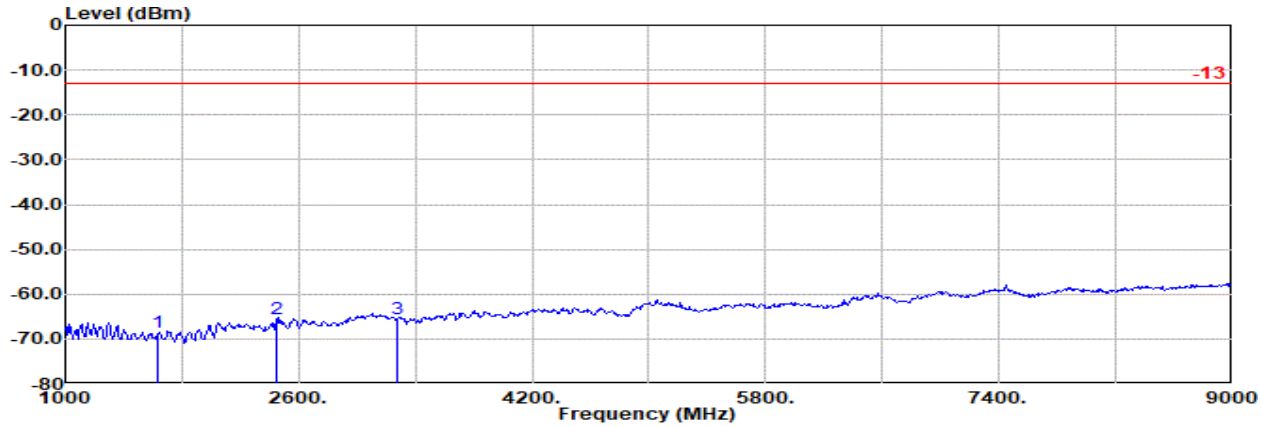

Site : 03CH12-HY
Condition: -13 3m 9120D-02114-240711 Vertical
: LTE Band 26 15M Ch26790 1RB0 QPSK

	Freq	Level	Detector	Ant Factor	Amp\Cbl	Filter	EIRPCF	Reading	Limit	Margin	Pol
	MHz	dBm		dB/m	dB	dB	dB	dBuV	dBm	dB	
1	1635.00	-68.62	RMS	25.45	-61.02	0.76	-95.23	61.42	-13.00	-55.62	Vertical
2	2452.00	-65.57	RMS	27.70	-59.80	0.52	-95.23	61.24	-13.00	-52.57	Vertical
3	3269.00	-65.66	RMS	29.80	-58.17	0.39	-95.23	57.55	-13.00	-52.66	Vertical

Main Antenna

Part 27D Mode 16

LTE B30 10M Ch27710 1RB0 QPSK

M

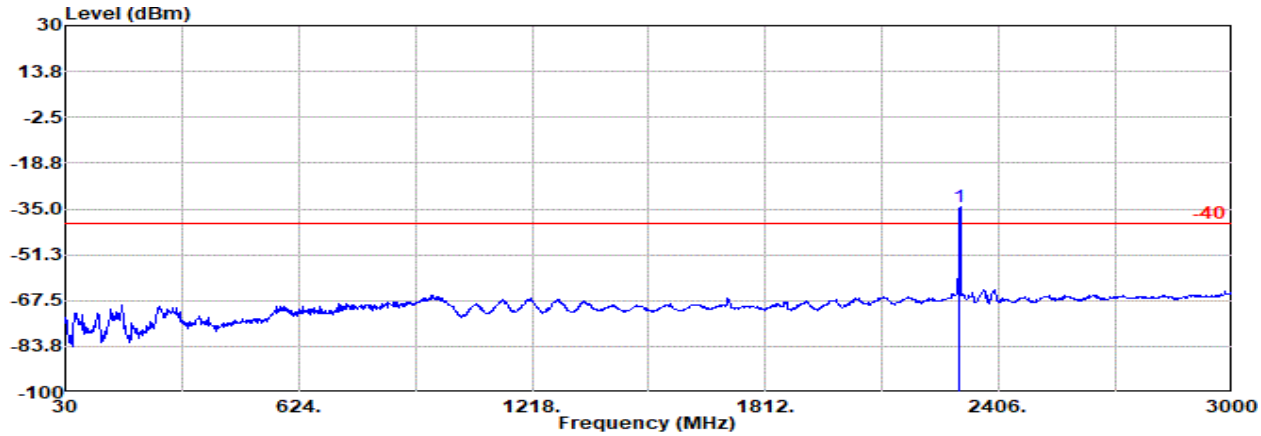


```
Site      : 03CH12-HY
Condition: -40 3m 9120D-02114-240711 Horizontal
         : LTE Band 30 BW10M CH27710 1RB0 QPSK
         : #1 is fundamental signal which can be ignored.
```

	Freq	Level	Detector	Ant Factor	Amp\Cb l	Filter	EIRPCF	Readin g	Limit	Margin	Pol
	MHz	dBm		dB/m	dB	dB	dB	dBuV	dBm	dB	
1	2305.59	-34.28	RMS	27.26	-60.00	0.51	-95.23	93.18	-40.00	5.72	Horizontal

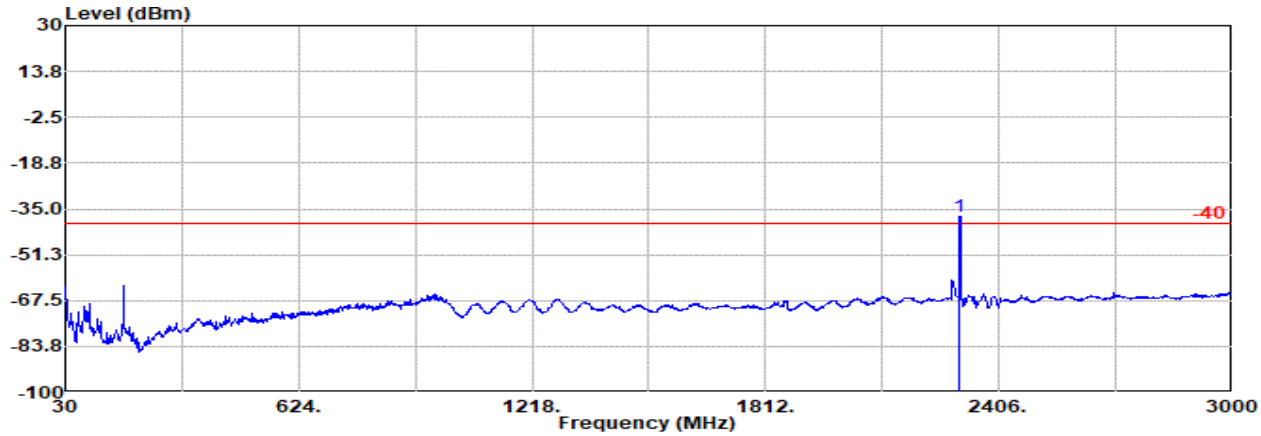


```
Site      : 03CH12-HY
Condition: -40 3m 9120D-02114-240711 Vertical
         : LTE Band 30 BW10M CH27710 1RB0 QPSK
         : #1 is fundamental signal which can be ignored.
```

	Freq	Level	Detector	Ant Factor	Amp\Cb l	Filter	EIRPCF	Readin g	Limit	Margin	Pol
	MHz	dBm		dB/m	dB	dB	dB	dBuV	dBm	dB	
1	2305.59	-37.78	RMS	27.26	-60.00	0.51	-95.23	89.68	-40.00	2.22	Vertical

Remark: #1 is fundamental signal which can be ignored.