11. SETUP PHOTOS

ANTENNA PORT CONDUCTED RF MEASUREMENT SETUP

ANTENNA PORT CONDUCTED PHOTO



This report shall not be reproduced except in full, without the written approval of UL LLC.

RADIATED RF MEASUREMENT SETUP (BELOW 1 GHz)

YAGI ANTENNA

RADIATED FRONT PHOTO (BELOW 1 GHz)



This report shall not be reproduced except in full, without the written approval of UL LLC.

YAGI ANTENNA

RADIATED BACK PHOTO (BELOW 1 GHz)



This report shall not be reproduced except in full, without the written approval of UL LLC.

PATCH ANTENNA

RADIATED FRONT PHOTO (BELOW 1 GHz)



This report shall not be reproduced except in full, without the written approval of UL LLC.

PATCH ANTENNA

RADIATED BACK PHOTO (BELOW 1 GHz)



This report shall not be reproduced except in full, without the written approval of UL LLC.

RADIATED RF MEASUREMENT SETUP (ABOVE 1 GHz)

YAGI ANTENNA

RADIATED FRONT PHOTO (ABOVE 1 GHz)

This report shall not be reproduced except in full, without the written approval of UL LLC.

YAGI ANTENNA

RADIATED BACK PHOTO (ABOVE 1 GHz)



This report shall not be reproduced except in full, without the written approval of UL LLC.

PATCH ANTENNA

RADIATED FRONT PHOTO (ABOVE 1 GHz)



This report shall not be reproduced except in full, without the written approval of UL LLC.

PATCH ANTENNA

RADIATED BACK PHOTO (ABOVE 1 GHz)



This report shall not be reproduced except in full, without the written approval of UL LLC.