RADIATED RF SETUP FOR ORIENTATION INVESTIGATION

ORIENTATION 1 FRONT PHOTO



Orientation 1: Worst-case for Yagi antenna

This report shall not be reproduced except in full, without the written approval of UL LLC.

ORIENTATION 1 BACK PHOTO



Orientation 1: Worst-case for Yagi antenna

This report shall not be reproduced except in full, without the written approval of UL LLC.

ORIENTATION 2 FRONT PHOTO



Orientation 2: Worst-case for Patch antenna

This report shall not be reproduced except in full, without the written approval of UL LLC.

ORIENTATION 2 BACK PHOTO



Orientation 2: Worst-case for Patch antenna

This report shall not be reproduced except in full, without the written approval of UL LLC.

ORIENTATION 3 FRONT PHOTO



This report shall not be reproduced except in full, without the written approval of UL LLC.

ORIENTATION 3 BACK PHOTO



END OF REPORT

This report shall not be reproduced except in full, without the written approval of UL LLC.