Cookie

User Manual

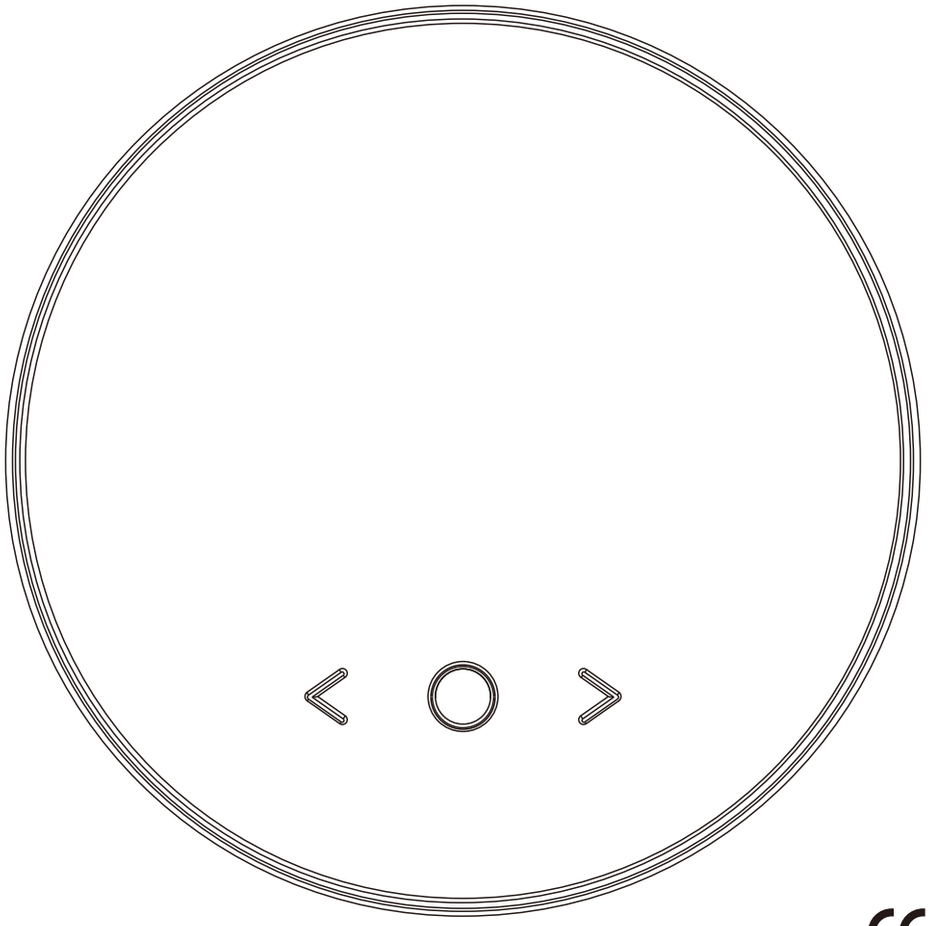

Cookie

Please follow the instruction
in this guide to enjoy the best sound.

Package Contents

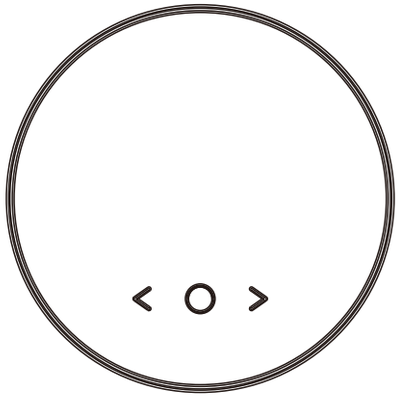

A

B

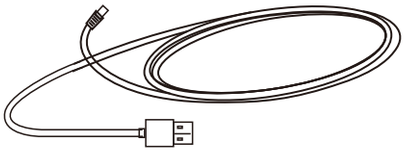

C



D

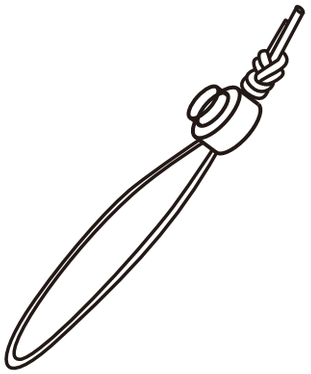

E



Hold "O" button to power on and off
Press "O" button to play/pause music
(for compatible bluetooth device/app)

Bluetooth Connection

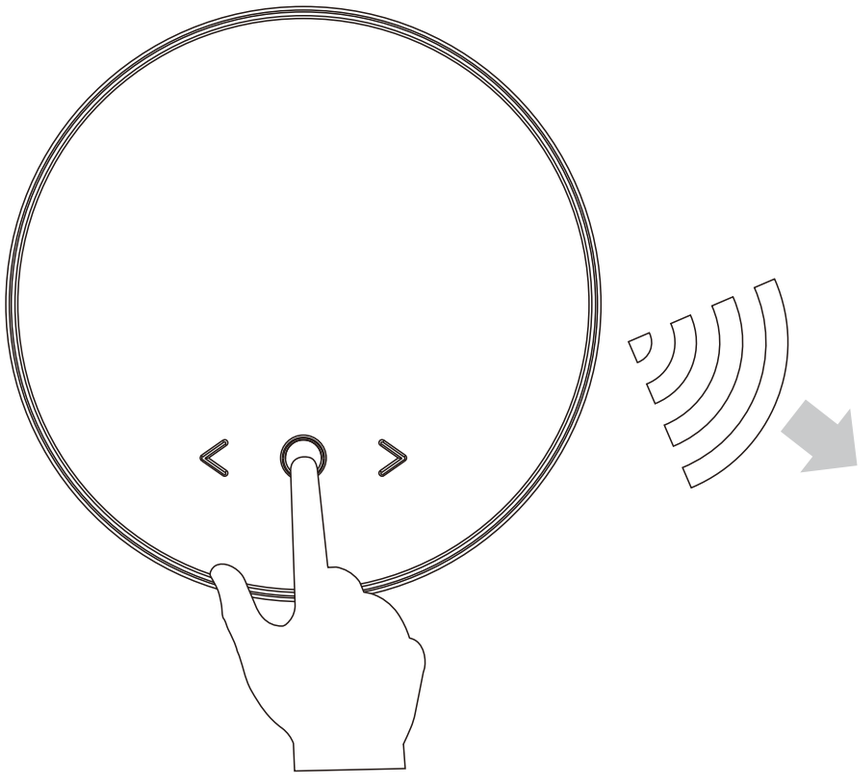

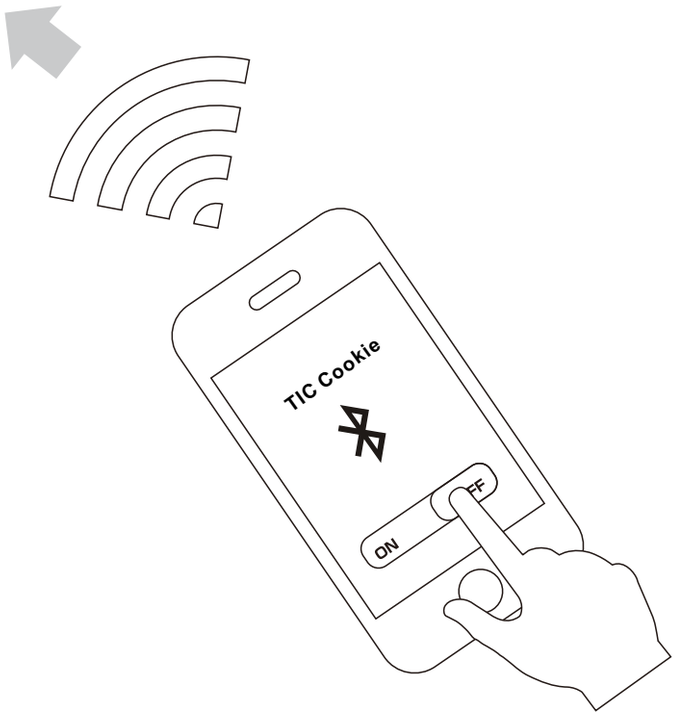

Press "O" button for 2 seconds to activate Bluetooth discovery mode.

Quickly press "O" button twice to disconnect existing Bluetooth connection and return to discovery mode.

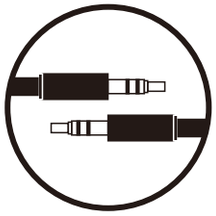

Line In/ Line Out Mode (Earphone out Mode)

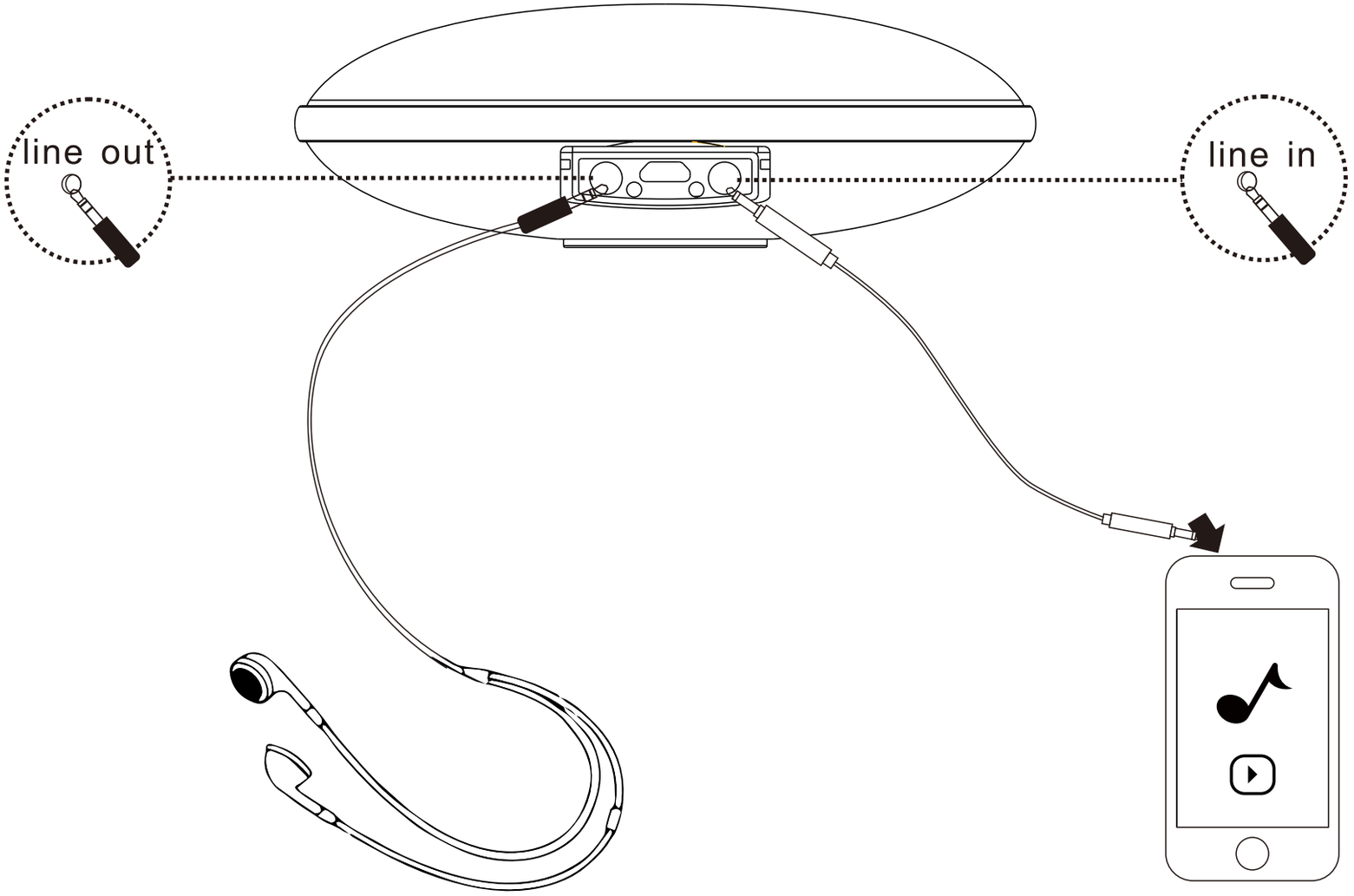

Use "line in" to connect any audio device via a 3.5mm cable. Speaker will automatically switch to AUX mode if a device is connected. Speaker will automatically switch back to Bluetooth mode once the device is disconnected.

Use "line out" to output music to any headphone or audio receiver. The speaker will work as a Bluetooth receiver when connected. The speaker will be muted when a headphone/receiver is connected to the "line out".

Handsfree

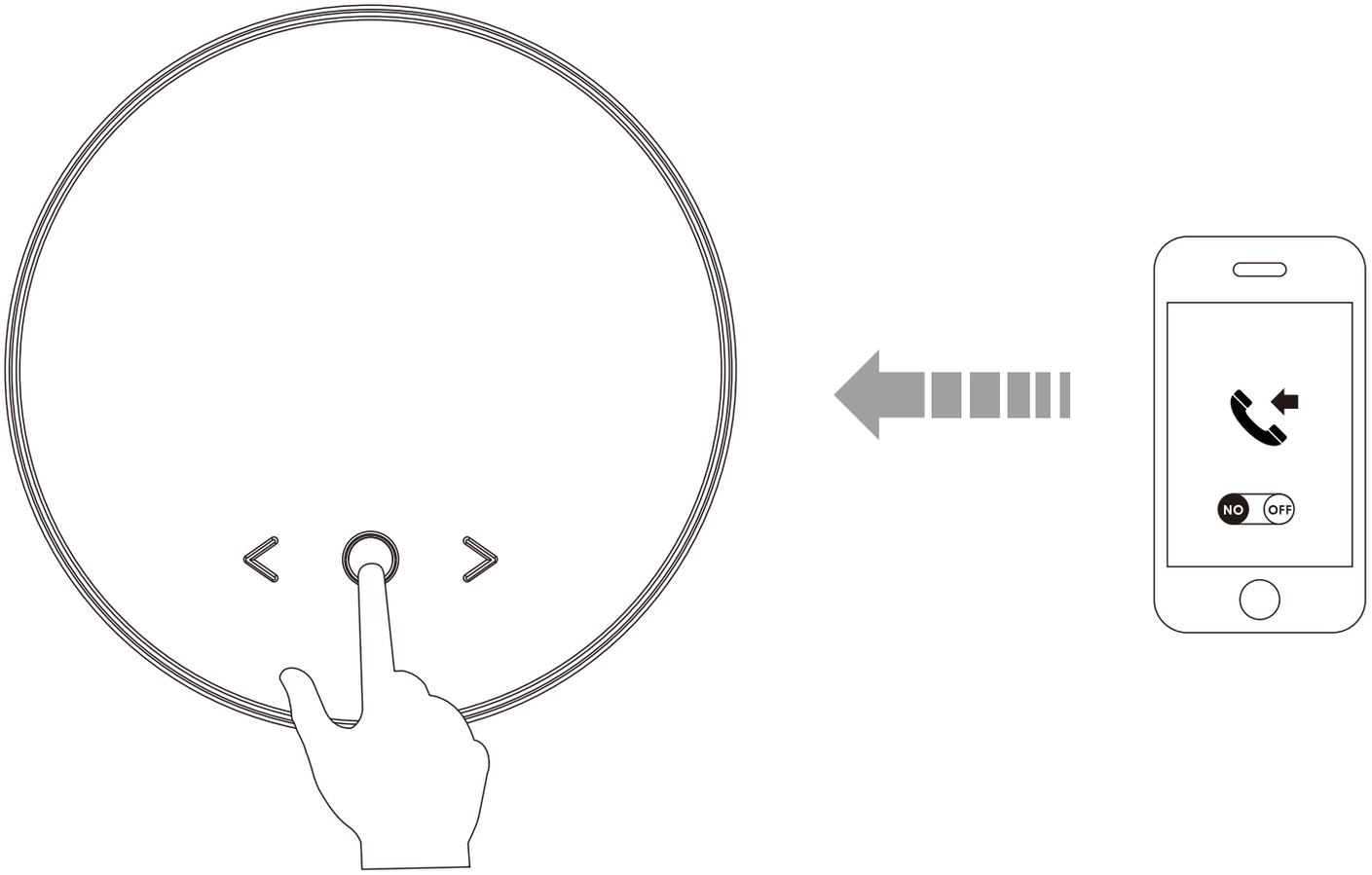

While connected to a smartphone in Bluetooth mode, you can short press the "O" button to answer any incoming call and long press the "O" button to refuse. While talking, short press the "O" button to end the call.

Volume Control

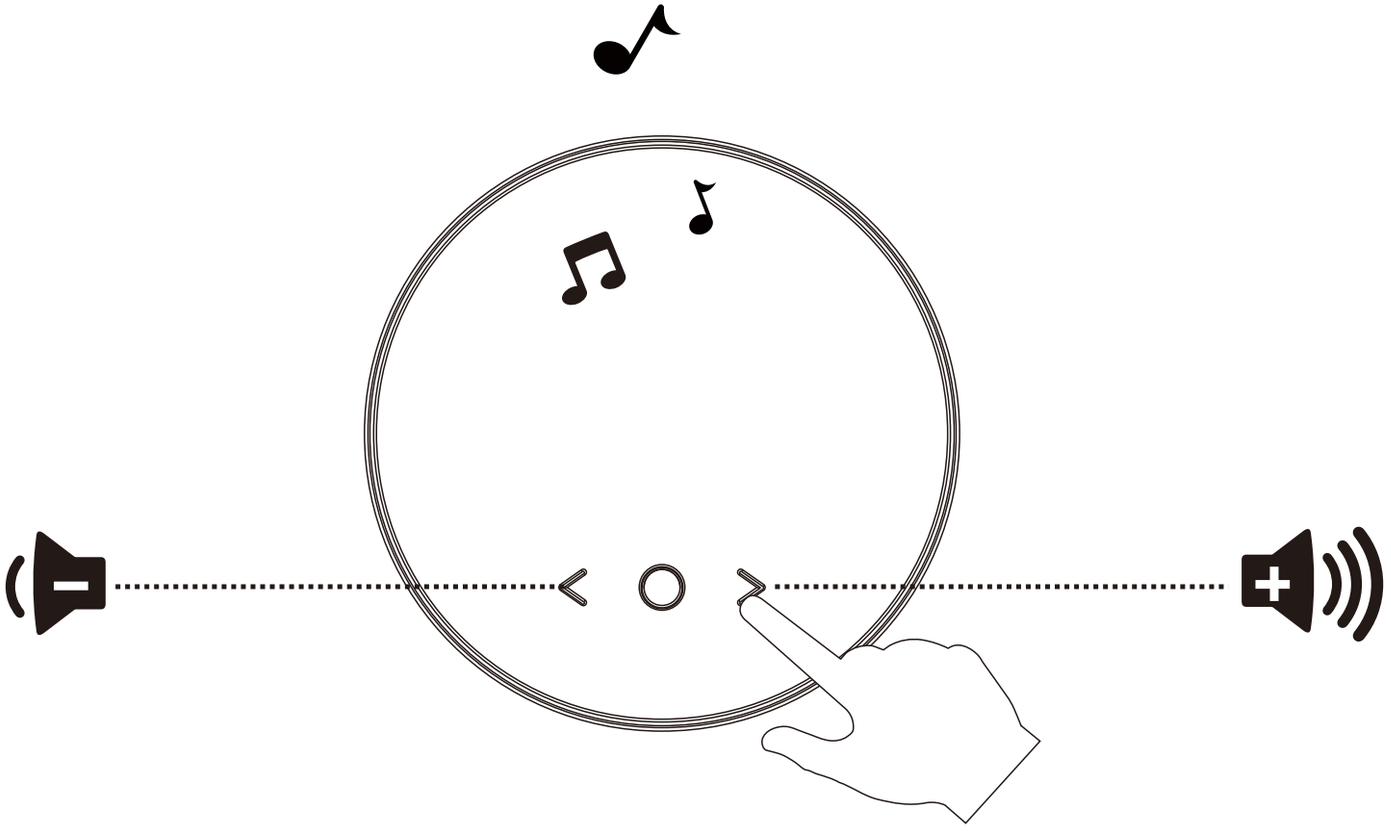

Press the buttons to decrease or increase volume.

Charging

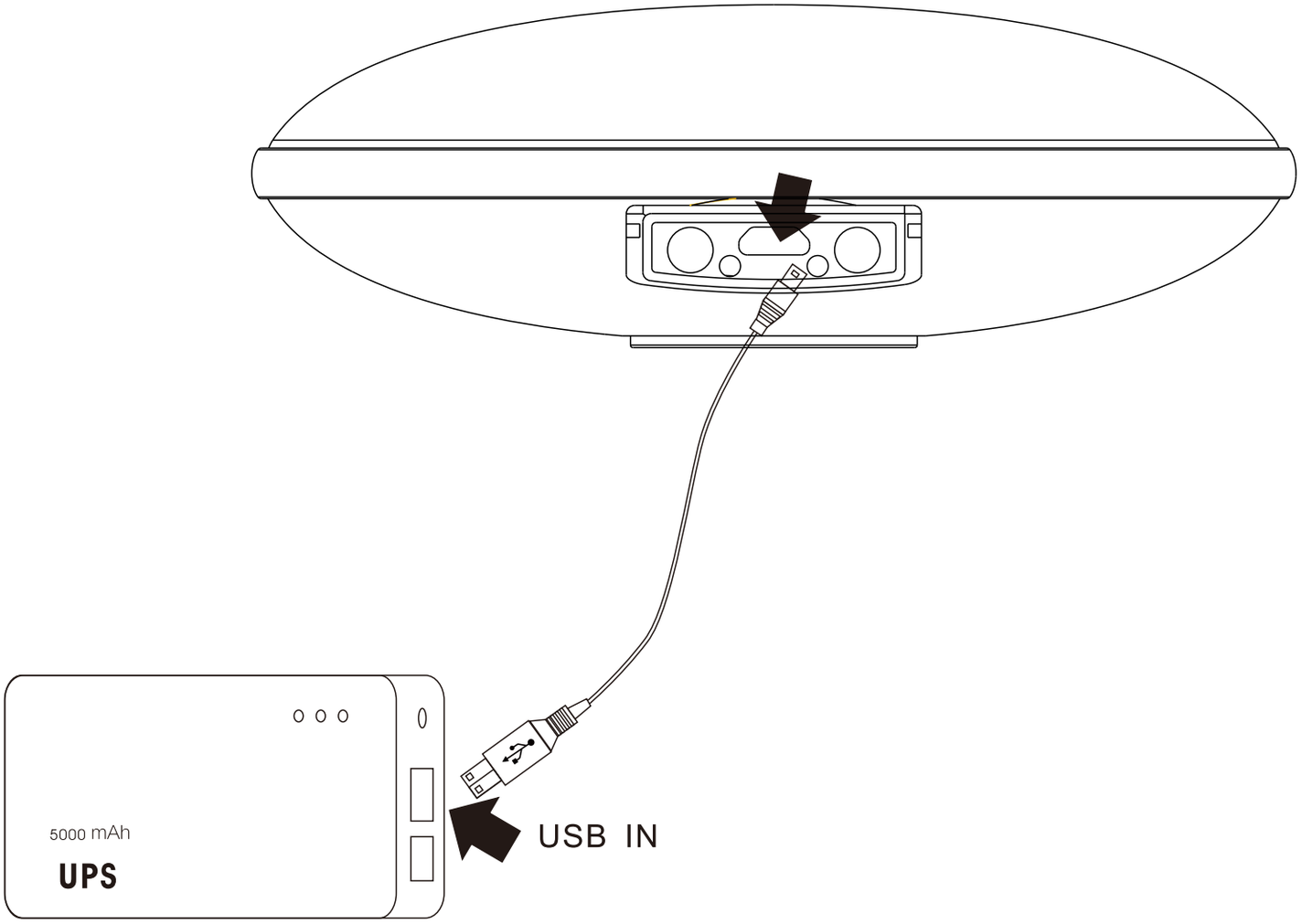

Connect speaker via USB cable to any power source (USB charger, powerbank, laptop, etc.) to charge battery.

Magnetic Mount

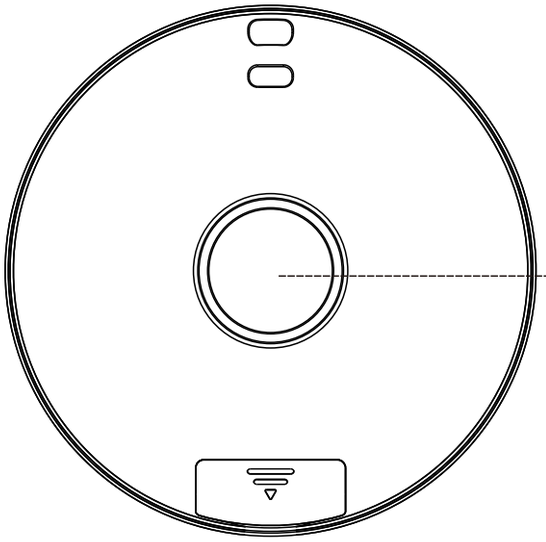

You can conveniently mount the speaker on any flat metallic surface using the magnetic mount on the back of the speaker.



Specification

Model No.: Cookie/BD1

Product: Bluetooth Speaker

Size: Ø 4.8"*1.6"

2.0 Stereo

Output power: 8W

Bluetooth

Input: 5V⎓1A

3.5mm AUX IN

Frequency Response:
80Hz-18KHz

Operate: Button

S/N: ≧75db

Material: ABS+Cloth

Audio out for headphone
or receiver

Battery Capacity:
2200mAh



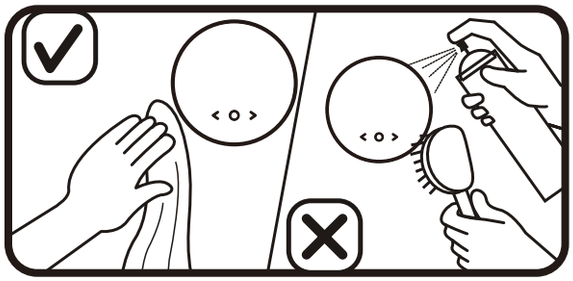

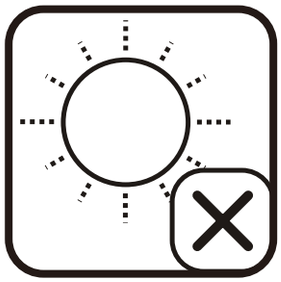



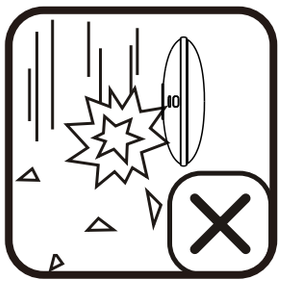





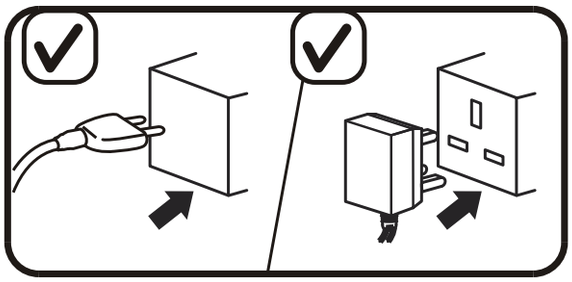

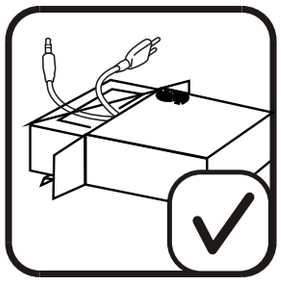



IMPORTANT SAFETY INSTRUCTIONS:

1)Read these instructions.
2)Keep and follow all instructions.
3)Heed all warnings.
4)For indoor products, do not use this apparatus near water. For outdoor products, please do not expose apparatus to water longer than its intended time and level. The apparatus is no longer water resistant if the charging/connection port cover is opened. Please ensure the port cover is closed tightly if used near water.
5)Clean only with a dry cloth.
6)Do not install this apparatus near any heat sources such as radiators, heat registers, stoves or other apparatus (including amplifiers) that produce heat.
7)Do not block any ventilation openings. Install this apparatus in accordance with the manufacturer's instructions.
8)Do not defeat the safety purpose of the polarized or grounding-type plug. A polarized plug has two blades with one wider than the other. A ground-type plug has two blades and a third grounding prong. The wide blade or the third prong is provided for your safety. If the provided plug does not fit into your outlet, consult an electrician for replacement of the obsolete outlet.
9)Protect the power cord from being walked on or pinched, particularly at plugs, convenience receptacles and the point where they exit from the apparatus.
10)Use only attachments and accessories specified by the manufacturer.
11)Unplug this apparatus during lightning storms or when unused for long periods of time.
12)Refer all servicing to qualified service personnel. Servicing is required when the apparatus has been damaged in any way, such as when the power supply cord or plug is damaged, liquid has been spilled or objects have fallen into the apparatus, or the apparatus had been exposed to rain or moisture, does not operate normally or has been dropped.
13)Do not expose this apparatus to dripping or splashing, and ensure that no objects filled with liquids, such as vases, are placed on the apparatus.
14)To disconnect this apparatus from the AC mains completely, disconnect the power supply cord plug from the AC receptacle.
15)The mains plug of the power supply cord shall remain readily operable.
16)Do not expose batteries to excessive heat such as sunshine, fire, or the like.
17)This is not a children's product and is not intended for use by children under 14 years old.

CAUTION:

Risk of Electric Shock. Do Not Open.

The lightning flash with an arrowhead symbol, within an equilateral triangle, is intended to

alert the user to the presence of uninsulated “dangerous voltage” within the product's enclosure that may be of sufficient magnitude to constitute a risk of electric shock to persons.

The exclamation point within an equilateral triangle is intended to alert the user to the presence of important operating and maintenance (servicing) instructions in the literature accompanying the product.

Warning: To reduce the risk of fire or electric shock, do not expose this apparatus to rain or moisture while port cover is opened for charging or connection.

BATTERY WARNING:

Your device may contain an internal, rechargeable battery that is not replaceable. Improperly replaced batteries may present a risk of leak or explosion and personal injury. Mistreated rechargeable batteries may present a risk of fire or chemical burn. Do not disassemble or expose to conducting materials, moisture, liquid, or heat above 54℃ (130℉). Do not use or charge battery if it appears to be leaking, discolored, deformed, or in any way abnormal. Do not leave battery discharged or unused for extended periods. Do not short circuit. Battery life varies with usage. Non-operational batteries should be discarded according to local laws. If no laws or regulations govern, dispose of your device in a waste bin for electronics. Keep batteries away from children.

SOUND WARNING:

Avoid hearing damage by establishing safe listening volumes. Listening to this product at high volumes or for extended time periods may cause permanent hearing loss. Protect your hearing by establishing safe volumes. Start with the volume setting control at its lowest setting. Slowly increase the volume until you can hear it comfortably and clearly without distortion. Reduce the volume or stop listening if you experience ringing in your ears or any discomfort. Consult with a physician if needed.

FCC Warning

This device complies with Part 15 of the FCC Rules. Operation is subject to the following two conditions

(1) this device may not cause harmful interference, and
(2) this device must accept any interference received, including interference that may cause undesired operation. Changes or modifications not expressly approved by the party responsible for compliance could void the user's authority to operate the equipment.
Note 1: This equipment has been tested and found to comply with the limits for a Class B digital device, pursuant to part 15 of the FCC Rules. These limits are designed to provide reasonable protection against harmful interference in a residential installation. This equipment generates, uses and can radiate radio frequency energy and, if not installed and used in accordance with the instructions, may cause harmful interference to radio communications. However, there is no guarantee that interference will not occur in a particular installation. If this equipment does cause harmful interference to radio or television reception, which can be determined by turning the equipment off and on, the user is encouraged to try to correct the interference by one or more of the following measures:
—Reorient or relocate the receiving antenna.
—Increase the separation between the equipment and receiver.
—Connect the equipment into an outlet on a circuit different from that to which the receiver is connected.
—Consult the dealer or an experienced radio/TV technician for help.
Note 2: 1.Changes or modifications to this unit not expressly approved by the party responsible for compliance could void the user's authority to operate the equipment.

TIC Audio Inc. All rights reserved. The TIC logo is a trademark of TIC Audio Inc, registered in the United States. Features, specifications, and appearance are subject to change without notice.

For more information, please visit our website: www.ticcorp.com.