01_WLAN2.4GHz_802.11b 1Mbps_Inner face_0mm_Ch11

Device Under Test Properties

Model, Manufacturer	Dimensions [mm]	IMEI	DUT Type
Device,	158.2 x 77.9 x 8.0		Other

Exposure Conditions

Phantom Section, TSL	Position, Test Distance [mm]	Band	Group, UID	Frequency [MHz], Channel Number	Conversion Factor	TSL Conductivity [S/m]	TSL Permittivity
Facedown, Head Simulating Liquid	DEFAULT, 0.00	WLAN 2.4GHz	WLAN, 10415-AAA	2462.000, 11	7.32	1.76	39.0

Hardware Setup

Phantom	TSL, Measured Date	Probe, Calibration Date	DAE, Calibration Date
SAM Face-Down V10.0-1050	HSL_2450_250612	EX3DV4 - SN7630, 2024-08-22	DAE4 Sn1650, 2024-11-25

Scans Setup

	FastVolume Scan	Zoom Scan
Grid Extents [mm]	230.0 x 70.0	30.0 x 30.0 x 30.0
Grid Steps [mm]	10.0 x 10.0	5.0 x 5.0 x 1.5
Sensor Surface [mm]	3.0	1.4
Graded Grid	N/A	Yes
Grading Ratio	N/A	1.5
MAIA	N/A	N/A
Surface Detection	VMS	VMS + 6p
Scan Method	Measured	Measured

Measurement Results

	FastVolume Scan	Zoom Scan
Date	2025-06-12	2025-06-12
psSAR1g [W/Kg]	0.077	0.083
psSAR10g [W/Kg]	0.046	0.046
Power Drift [dB]	-0.04	-0.04
Power Scaling	Disabled	Disabled
Scaling Factor [dB]		
TSL Correction	No correction	No correction
M2/M1 [%]		91.1
Dist 3dB Peak [mm]		7.8

SAR Pattern


1g IEEE/IEC62704-1 Avg.SAR on surface [W/kg]
0.083
0

02_WLAN5GHz_802.11a 6Mbps_Inner face_0mm_Ch52

Device Under Test Properties

Model, Manufacturer	Dimensions [mm]	IMEI	DUT Type
Device,	158.2 x 77.9 x 8.0		Other

Exposure Conditions

Phantom Section, TSL	Position, Test Distance [mm]	Band	Group, UID	Frequency [MHz], Channel Number	Conversion Factor	TSL Conductivity [S/m]	TSL Permittivity
Facedown, Head Simulating Liquid	DEFAULT, 0.00	WLAN 5GHz	WLAN, 10062-CAE	5260.000, 52	6.05	4.65	36.1

Hardware Setup

Phantom	TSL, Measured Date	Probe, Calibration Date	DAE, Calibration Date
SAM Face-Down V10.0-1050	HSL_5000_250617	EX3DV4 - SN7630, 2024-08-22	DAE4 Sn1650, 2024-11-25

Scans Setup

	FastVolume Scan	Zoom Scan
Grid Extents [mm]	265.0 x 70.0	22.0 x 22.0 x 22.0
Grid Steps [mm]	5.0 x 5.0	4.0 x 4.0 x 1.4
Sensor Surface [mm]	3.0	3.0
Graded Grid	N/A	Yes
Grading Ratio	N/A	1.4
MAIA	N/A	N/A
Surface Detection	VMS	VMS + 6p
Scan Method	Measured	Measured

Measurement Results

	FastVolume Scan	Zoom Scan
Date	2025-06-17	2025-06-17
psSAR1g [W/Kg]	0.061	0.053
psSAR10g [W/Kg]	0.036	0.026
Power Drift [dB]	-3.31	0.01
Power Scaling	Disabled	Disabled
Scaling Factor [dB]		
TSL Correction	No correction	No correction
M2/M1 [%]		94.0
Dist 3dB Peak [mm]		4.9

SAR Pattern


1g IEEE/IEC62704-1 Avg.SAR [W/kg]
0.053
0

03_WLAN5GHz_802.11a 6Mbps_Inner Face_0mm_Ch100

Device Under Test Properties

Model, Manufacturer	Dimensions [mm]	IMEI	DUT Type
Device,	158.2 x 77.9 x 8.0		Other

Exposure Conditions

Phantom Section, TSL	Position, Test Distance [mm]	Band	Group, UID	Frequency [MHz], Channel Number	Conversion Factor	TSL Conductivity [S/m]	TSL Permittivity
Facedown, Head Simulating Liquid	DEFAULT, 0.00	WLAN 5GHz	WLAN, 10062-CAE	5500.000, 100	5.4	4.89	35.9

Hardware Setup

Phantom	TSL, Measured Date	Probe, Calibration Date	DAE, Calibration Date
SAM Face-Down V10.0-1050	HSL_5000_050617	EX3DV4 - SN7630, 2024-08-22	DAE4 Sn1650, 2024-11-25

Scans Setup

	FastVolume Scan	Zoom Scan
Grid Extents [mm]	195.0 x 75.0	22.0 x 22.0 x 22.0
Grid Steps [mm]	5.0 x 5.0	4.0 x 4.0 x 1.4
Sensor Surface [mm]	3.0	3.0
Graded Grid	N/A	Yes
Grading Ratio	N/A	1.4
MAIA	N/A	N/A
Surface Detection	VMS	VMS + 6p
Scan Method	Measured	Measured

Measurement Results

	FastVolume Scan	Zoom Scan
Date	2025-06-17	2025-06-17
psSAR1g [W/Kg]	0.035	0.049
psSAR10g [W/Kg]	0.019	0.01
Power Drift [dB]	0.83	0.06
Power Scaling	Disabled	Disabled
Scaling Factor [dB]		
TSL Correction	No correction	No correction
M2/M1 [%]		25.1
Dist 3dB Peak [mm]		4.2

SAR Pattern

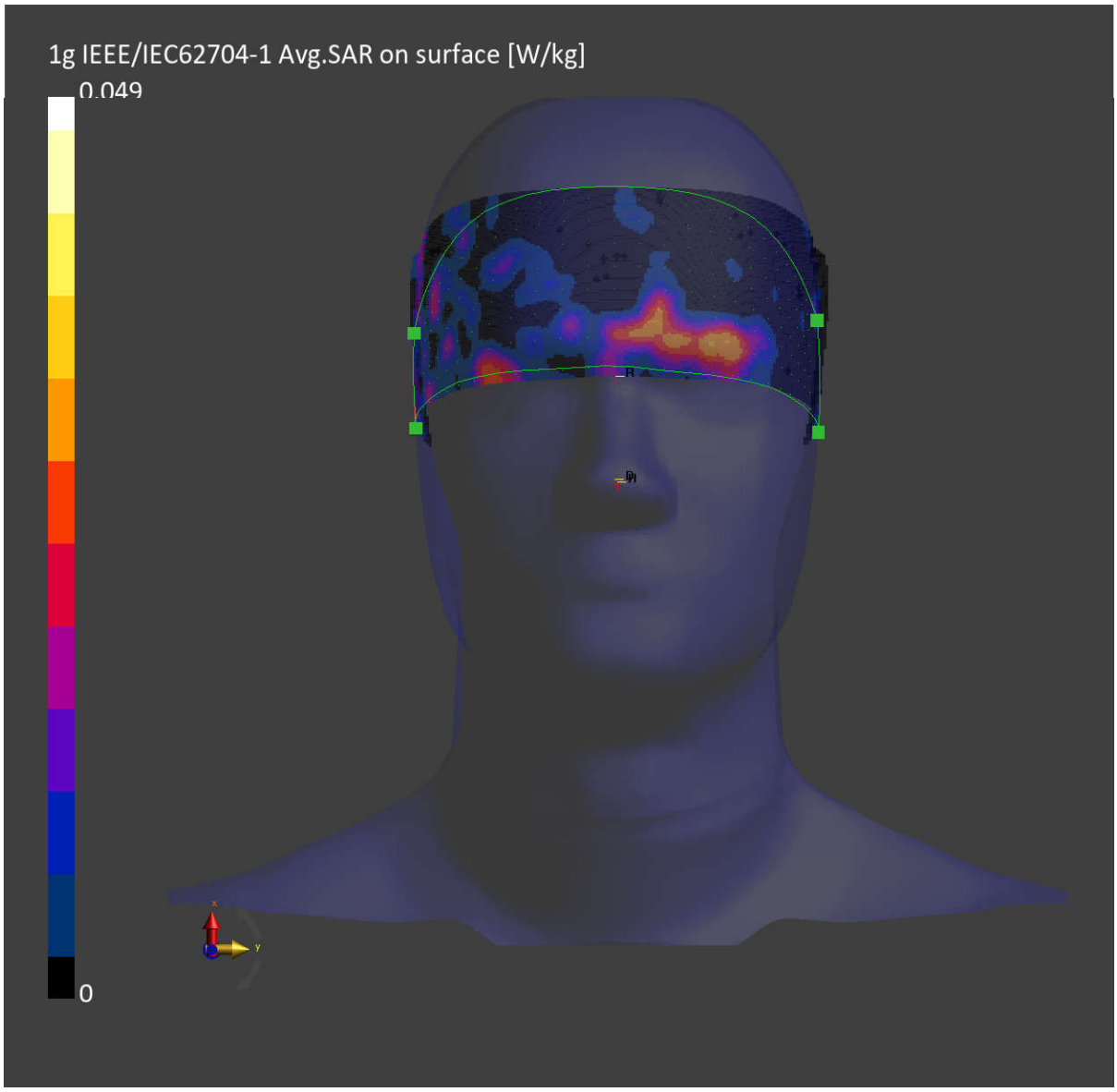
1g IEEE/IEC62704-1 Avg.SAR on surface [W/kg]
0.049
0

04_WLAN5GHz_802.11a 6Mbps_Inner Face_0mm_Ch165

Device Under Test Properties

Model, Manufacturer	Dimensions [mm]	IMEI	DUT Type
Device,	158.2 x 77.9 x 8.0		Other

Exposure Conditions

Phantom Section, TSL	Position, Test Distance [mm]	Band	Group, UID	Frequency [MHz], Channel Number	Conversion Factor	TSL Conductivity [S/m]	TSL Permittivity
Facedown, Head Simulating Liquid	DEFAULT, 0.00	WLAN 5GHz	WLAN, 10062-CAE	5825.000, 165	5.55	5.24	35.6

Hardware Setup

Phantom	TSL, Measured Date	Probe, Calibration Date	DAE, Calibration Date
SAM Face-Down V10.0-1050	HSL_5000_250617	EX3DV4 - SN7630, 2024-08-22	DAE4 Sn1650, 2024-11-25

Scans Setup

	FastVolume Scan	Zoom Scan
Grid Extents [mm]	195.0 x 75.0	22.0 x 22.0 x 22.0
Grid Steps [mm]	5.0 x 5.0	4.0 x 4.0 x 1.4
Sensor Surface [mm]	3.0	3.0
Graded Grid	N/A	Yes
Grading Ratio	N/A	1.4
MAIA	N/A	N/A
Surface Detection	VMS	VMS + 6p
Scan Method	Measured	Measured

Measurement Results

	FastVolume Scan	Zoom Scan
Date	2025-06-17	2025-06-17
psSAR1g [W/Kg]	0.039	0.027
psSAR10g [W/Kg]	0.018	0.003
Power Drift [dB]	N/A	-0.04
Power Scaling	Disabled	Disabled
Scaling Factor [dB]		
TSL Correction	No correction	No correction
M2/M1 [%]		95.9
Dist 3dB Peak [mm]		4.8

SAR Pattern


1g IEEE/IEC62704-1 Avg.SAR on surface [W/kg]
0.027
0

05_Bluetooth_1Mbps_Inner Face_0mm_Ch39

Device Under Test Properties

Model, Manufacturer	Dimensions [mm]	IMEI	DUT Type
Device,	158.2 x 77.9 x 8.0		Other

Exposure Conditions

Phantom Section, TSL	Position, Test Distance [mm]	Band	Group, UID	Frequency [MHz], Channel Number	Conversion Factor	TSL Conductivity [S/m]	TSL Permittivity
Facedown, Head Simulating Liquid	DEFAULT, 0.00	ISM 2.4 GHz Band	Bluetooth, 10032-CAA	2441.000, 39	7.32	1.79	39.3

Hardware Setup

Phantom	TSL, Measured Date	Probe, Calibration Date	DAE, Calibration Date
SAM Face-Down V10.0-1050	HSL_2450_250612	EX3DV4 - SN7630, 2024-08-22	DAE4 Sn1650, 2024-11-25

Scans Setup

	FastVolume Scan	Zoom Scan
Grid Extents [mm]	270.0 x 80.0	30.0 x 30.0 x 30.0
Grid Steps [mm]	10.0 x 10.0	5.0 x 5.0 x 1.5
Sensor Surface [mm]	3.0	3.0
Graded Grid	N/A	Yes
Grading Ratio	N/A	1.5
MAIA	N/A	N/A
Surface Detection	VMS	VMS + 6p
Scan Method	Measured	Measured

Measurement Results

	FastVolume Scan	Zoom Scan
Date	2025-06-12	2025-06-12
psSAR1g [W/Kg]	0.039	0.023
psSAR10g [W/Kg]	0.021	0.013
Power Drift [dB]	N/A	0.01
Power Scaling	Disabled	Disabled
Scaling Factor [dB]		
TSL Correction	No correction	No correction
M2/M1 [%]		94.7
Dist 3dB Peak [mm]		6.4

SAR Pattern


1g IEEE/IEC62704-1 Avg.SAR on surface [W/kg]
0.023
0

Date: 2025-06-12

06_WLAN2.4GHz_802.11b 1Mbps_Top View Cross-Section_0mm_Ch11

Communication System: IEEE 802.11b WiFi 2.4 GHz (DSSS, 1 Mbps, 99pc duty cycle);
Frequency: 2462.000 MHz; Duty Cycle: 1:1.013
Medium: HSL_2450_250612 Medium parameters used: f= 2462.000 MHz; σ= 1.76 S/m; ε_r =39.0
Ambient Temperature: 23.2°C; Liquid Temperature: 22.8°C

DASY6 Configuration:
- Probe: EX3DV4 - SN7630; ConvF(7.32, 7.48, 7.18); Calibrated: 2024-08-22
- Sensor-Surface: 1.4 mm
- Electronics: DAE4 Sn1650; Calibrated: 2024-11-25
- Phantom: Twin-SAM V8.0 (30deg probe tilt); Serial: 2074; Section: Flat
- Measurement Software: 16.4.0.5005
- UID: WLAN, 10415-AAA

Area Scan (72.0 mm x 200.0 mm): Measurement Grid: 12.0 mm x 10.0 mm
SAR (1g) = 1.06 W/kg; SAR (10g) = 0.466 W/kg;

Zoom Scan (30.0 mm x 30.0 mm x 30.0 mm): Measurement Grid: 5.0 mm x 5.0 mm x 1.5 mm
Power Drift = -0.09 dB
SAR (1g) = 1.02 W/kg; SAR (10g) = 0.460 W/kg
Smallest distance from peaks to all points 3 dB below = 9.0 mm
Ratio of SAR at M2 to SAR at M1 = 84.1 %

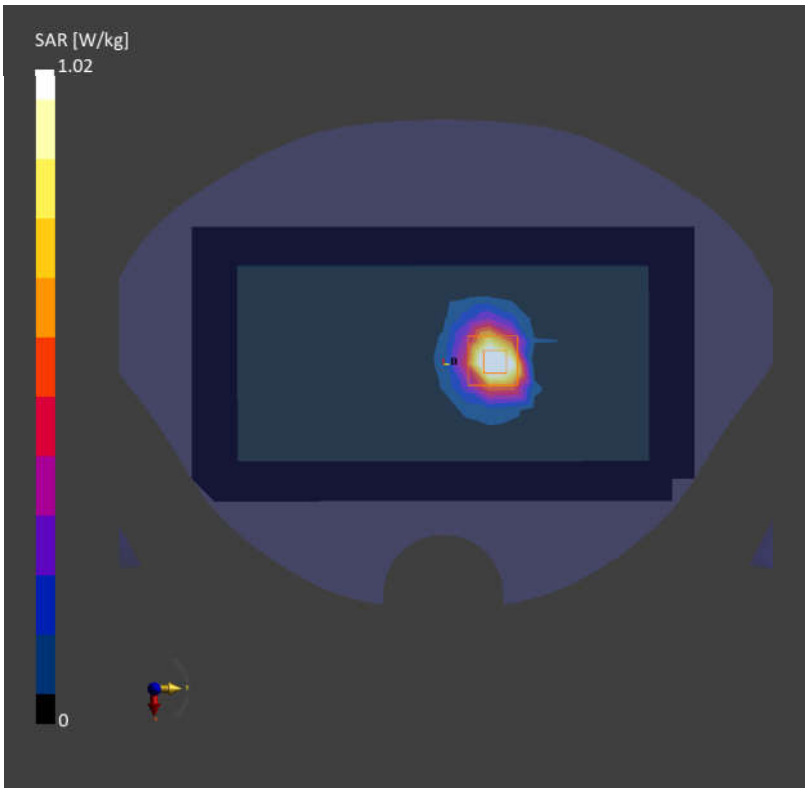

Date: 2025-06-14

07_WLAN5GHz_802.11a 6Mbps_Top View Cross-Section_0mm_Ch64

Communication System: IEEE 802.11a/h WiFi 5 GHz (OFDM, 6 Mbps); Frequency: 5320.000 MHz; Duty Cycle: 1:1.021
Medium: HSL_5250_250614 Medium parameters used: f= 5320.000 MHz; σ= 4.70 S/m; ε_r =36.3
Ambient Temperature: 23.1°C; Liquid Temperature: 22.7°C

DASY6 Configuration:
- Probe: EX3DV4 - SN7630; ConvF(6.05, 6.18, 5.93); Calibrated: 2024-08-22
- Sensor-Surface: 1.4 mm
- Electronics: DAE4 Sn1650; Calibrated: 2024-11-25
- Phantom: Twin-SAM V8.0 (30deg probe tilt); Serial: 2074; Section: Flat
- Measurement Software: 16.4.0.5005
- UID: WLAN, 10062-CAE

Area Scan (120.0 mm x 220.0 mm): Measurement Grid: 10.0 mm x 10.0 mm
SAR (1g) = 0.923 W/kg; SAR (10g) = 0.311 W/kg;

Zoom Scan (22.0 mm x 22.0 mm x 22.0 mm): Measurement Grid: 4.0 mm x 4.0 mm x 1.4 mm
Power Drift = 0.02 dB
SAR (1g) = 0.942 W/kg; SAR (10g) = 0.321 W/kg
Smallest distance from peaks to all points 3 dB below = 7.3 mm
Ratio of SAR at M2 to SAR at M1 = 67.7 %

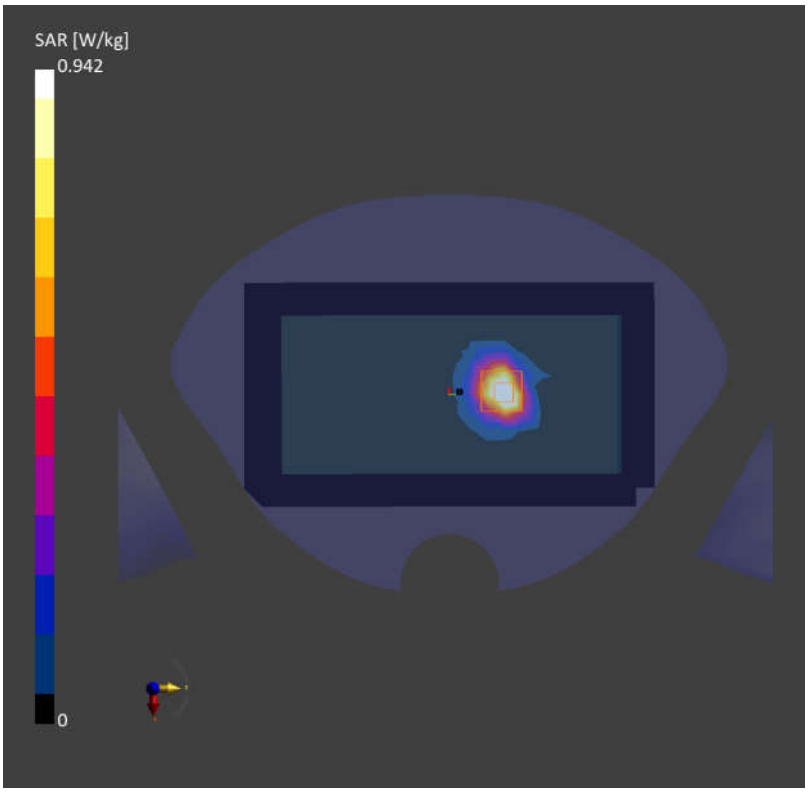

Date: 2025-06-15

08_WLAN5GHz_802.11a 6Mbps_Top View Cross-Section _0mm_Ch116

Communication System: IEEE 802.11a/h WiFi 5 GHz (OFDM, 6 Mbps); Frequency: 5580.000 MHz; Duty Cycle: 1:1.021
Medium: HSL_5600_250615 Medium parameters used: f= 5580.000 MHz; σ= 4.98 S/m; ε_r =35.8
Ambient Temperature: 23.1°C; Liquid Temperature: 22.8°C

DASY6 Configuration:
- Probe: EX3DV4 - SN7630; ConvF(5.4, 5.52, 5.3); Calibrated: 2024-08-22
- Sensor-Surface: 1.4 mm
- Electronics: DAE4 Sn1650; Calibrated: 2024-11-25
- Phantom: Twin-SAM V8.0 (30deg probe tilt); Serial: 2074; Section: Flat
- Measurement Software: 16.4.0.5005
- UID: WLAN, 10062-CAE

Area Scan (120.0 mm x 220.0 mm): Measurement Grid: 10.0 mm x 10.0 mm
SAR (1g) = 0.857 W/kg; SAR (10g) = 0.304 W/kg;

Zoom Scan (22.0 mm x 22.0 mm x 22.0 mm): Measurement Grid: 4.0 mm x 4.0 mm x 1.4 mm
Power Drift = 0.01 dB
SAR (1g) = 0.914 W/kg; SAR (10g) = 0.326 W/kg
Smallest distance from peaks to all points 3 dB below = 7.6 mm
Ratio of SAR at M2 to SAR at M1 = 65.0 %

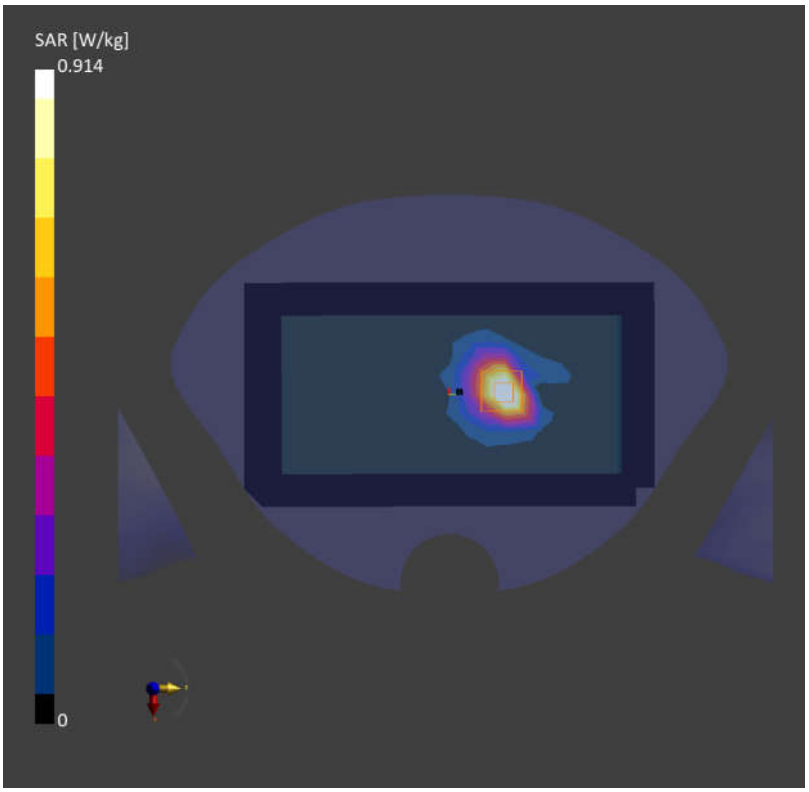

Date: 2025-06-16

09_WLAN5GHz_802.11a 6Mbps_Top View Cross-Section_0mm_Ch165

Communication System: IEEE 802.11a/h WiFi 5 GHz (OFDM, 6 Mbps); Frequency: 5825.000 MHz; Duty Cycle: 1:1.021
Medium: HSL_5750_250616 Medium parameters used: f= 5825.000 MHz; σ= 5.24 S/m; ε_r =35.6
Ambient Temperature: 23.2°C; Liquid Temperature: 22.6°C

DASY6 Configuration:
- Probe: EX3DV4 - SN7630; ConvF(5.55, 5.67, 5.44); Calibrated: 2024-08-22
- Sensor-Surface: 1.4 mm
- Electronics: DAE4 Sn1650; Calibrated: 2024-11-25
- Phantom: Twin-SAM V8.0 (30deg probe tilt); Serial: 2074; Section: Flat
- Measurement Software: 16.4.0.5005
- UID: WLAN, 10062-CAE

Area Scan (120.0 mm x 220.0 mm): Measurement Grid: 10.0 mm x 10.0 mm
SAR (1g) = 0.886 W/kg; SAR (10g) = 0.313 W/kg;

Zoom Scan (22.0 mm x 22.0 mm x 22.0 mm): Measurement Grid: 4.0 mm x 4.0 mm x 1.4 mm
Power Drift = -0.17 dB
SAR (1g) = 0.940 W/kg; SAR (10g) = 0.308 W/kg
Smallest distance from peaks to all points 3 dB below = 7.2 mm
Ratio of SAR at M2 to SAR at M1 = 63.2 %

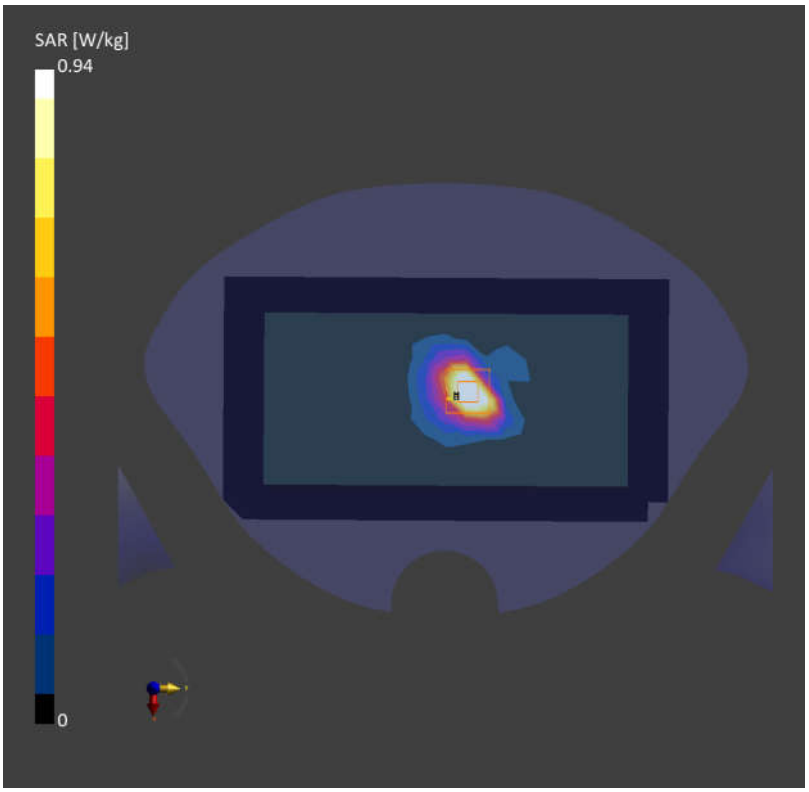

Date: 2025-06-12

10_Bluetooth_1Mbps_Top View Cross-Section_0mm_Ch39

Communication System: IEEE 802.15.1 Bluetooth (GFSK, DH5); Frequency: 2441.000 MHz;
Duty Cycle: 1:1.299
Medium: HSL_2450_250612 Medium parameters used: f= 2441.000 MHz; σ= 1.79 S/m; ε_r =39.3
Ambient Temperature: 23.2°C; Liquid Temperature: 22.8°C

DASY6 Configuration:
- Probe: EX3DV4 - SN7630; ConvF(7.32, 7.48, 7.18); Calibrated: 2024-08-22
- Sensor-Surface: 1.4 mm
- Electronics: DAE4 Sn1650; Calibrated: 2024-11-25
- Phantom: Twin-SAM V8.0 (30deg probe tilt); Serial: 2074; Section: Flat
- Measurement Software: 16.4.0.5005
- UID: Bluetooth, 10032-CAA

Area Scan (120.0 mm x 220.0 mm): Measurement Grid: 12.0 mm x 10.0 mm
SAR (1g) = 0.499 W/kg; SAR (10g) = 0.223 W/kg;

Zoom Scan (30.0 mm x 30.0 mm x 30.0 mm): Measurement Grid: 5.0 mm x 5.0 mm x 1.5 mm
Power Drift = 0.03 dB
SAR (1g) = 0.481 W/kg; SAR (10g) = 0.216 W/kg
Smallest distance from peaks to all points 3 dB below = 9.0 mm
Ratio of SAR at M2 to SAR at M1 = 84.7 %



Date: 2025-06-12

11_WLAN2.4GHz_802.11b 1Mbps_Front View Cross-Section_0mm_Ch11

Communication System: IEEE 802.11b WiFi 2.4 GHz (DSSS, 1 Mbps, 99pc duty cycle);
Frequency: 2462.000 MHz; Duty Cycle: 1:1.013
Medium: HSL_2450_250612 Medium parameters used: f= 2462.000 MHz; σ= 1.76 S/m; ε_r =39.0
Ambient Temperature: 23.2°C; Liquid Temperature: 22.8°C

DASY6 Configuration:
- Probe: EX3DV4 - SN7630; ConvF(7.32, 7.48, 7.18); Calibrated: 2024-08-22
- Sensor-Surface: 1.4 mm
- Electronics: DAE4 Sn1650; Calibrated: 2024-11-25
- Phantom: Twin-SAM V8.0 (30deg probe tilt); Serial: 2074; Section: Flat
- Measurement Software: 16.4.0.5005
- UID: WLAN, 10415-AAA

Area Scan (72.0 mm x 200.0 mm): Measurement Grid: 12.0 mm x 10.0 mm
SAR (1g) = 3.21 W/kg; SAR (10g) = 1.28 W/kg;

Zoom Scan (30.0 mm x 30.0 mm x 30.0 mm): Measurement Grid: 5.0 mm x 5.0 mm x 1.5 mm
Power Drift = -0.04 dB
SAR (1g) = 3.30 W/kg; SAR (10g) = 1.11 W/kg
Smallest distance from peaks to all points 3 dB below = 5.3 mm
Ratio of SAR at M2 to SAR at M1 = 76.9 %

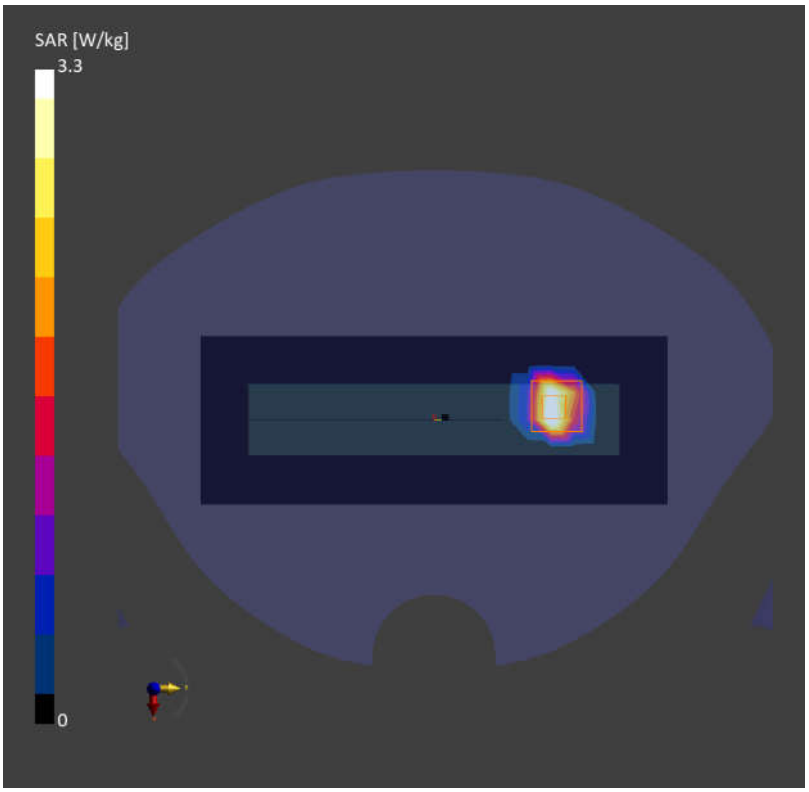

Date: 2025-06-14

12_WLAN5GHz_802.11a 6Mbps_Front View Cross-Section_0mm_Ch60

Communication System: IEEE 802.11a/h WiFi 5 GHz (OFDM, 6 Mbps); Frequency: 5300.000 MHz; Duty Cycle: 1:1.021
Medium: HSL_5250_250614 Medium parameters used: f= 5300.000 MHz; σ= 4.70 S/m; ε_r =36.2
Ambient Temperature: 23.1°C; Liquid Temperature: 22.7°C

DASY6 Configuration:
- Probe: EX3DV4 - SN7630; ConvF(6.05, 6.18, 5.93); Calibrated: 2024-08-22
- Sensor-Surface: 1.4 mm
- Electronics: DAE4 Sn1650; Calibrated: 2024-11-25
- Phantom: Twin-SAM V8.0 (30deg probe tilt); Serial: 2074; Section: Flat
- Measurement Software: 16.4.0.5005
- UID: WLAN, 10062-CAE

Area Scan (60.0 mm x 200.0 mm): Measurement Grid: 10.0 mm x 10.0 mm
SAR (1g) = 4.98 W/kg; SAR (10g) = 1.26 W/kg;

Zoom Scan (22.0 mm x 22.0 mm x 22.0 mm): Measurement Grid: 4.0 mm x 4.0 mm x 1.4 mm
Power Drift = -0.01 dB
SAR (1g) = 7.93 W/kg; SAR (10g) = 1.68 W/kg
Smallest distance from peaks to all points 3 dB below = 4.4 mm
Ratio of SAR at M2 to SAR at M1 = 66.5 %

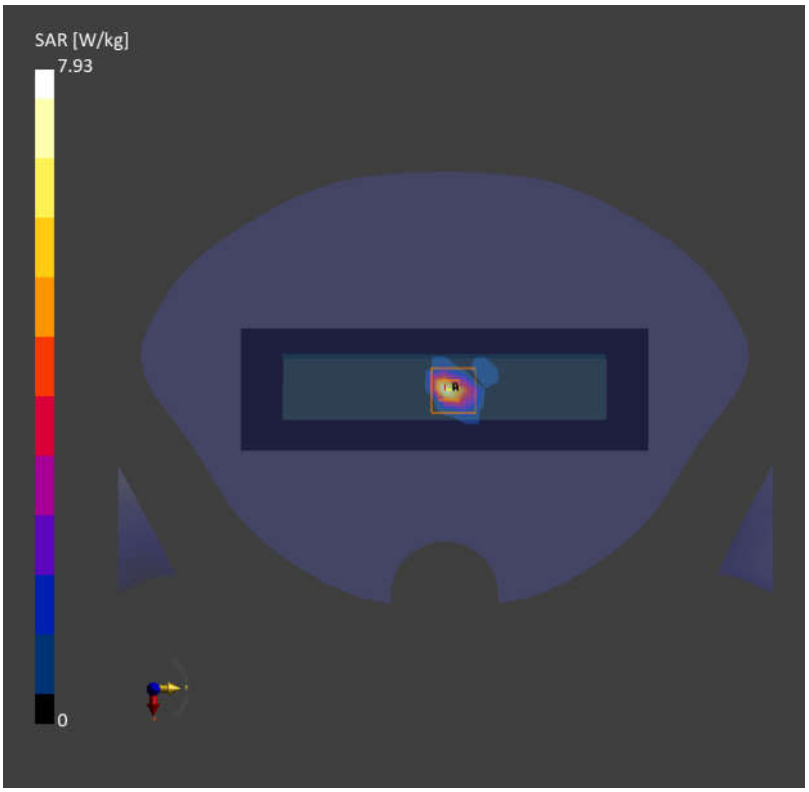

Date: 2025-06-15

13_WLAN5GHz_802.11a 6Mbps_Front View Cross-Section_0mm_Ch100

Communication System: IEEE 802.11a/h WiFi 5 GHz (OFDM, 6 Mbps); Frequency: 5500.000 MHz; Duty Cycle: 1:1.021
Medium: HSL_5600_250615 Medium parameters used: f= 5500.000 MHz; σ= 4.89 S/m; ε_r =35.9
Ambient Temperature: 23.1°C; Liquid Temperature: 22.8°C

DASY6 Configuration:
- Probe: EX3DV4 - SN7630; ConvF(5.4, 5.52, 5.3); Calibrated: 2024-08-22
- Sensor-Surface: 1.4 mm
- Electronics: DAE4 Sn1650; Calibrated: 2024-11-25
- Phantom: Twin-SAM V8.0 (30deg probe tilt); Serial: 2074; Section: Flat
- Measurement Software: 16.4.0.5005
- UID: WLAN, 10062-CAE

Area Scan (60.0 mm x 200.0 mm): Measurement Grid: 10.0 mm x 10.0 mm
SAR (1g) = 5.57 W/kg; SAR (10g) = 1.32 W/kg;

Zoom Scan (22.0 mm x 22.0 mm x 22.0 mm): Measurement Grid: 4.0 mm x 4.0 mm x 1.4 mm
Power Drift = 0.02 dB
SAR (1g) = 5.98 W/kg; SAR (10g) = 1.31 W/kg
Smallest distance from peaks to all points 3 dB below = 4.1 mm
Ratio of SAR at M2 to SAR at M1 = 63.8 %

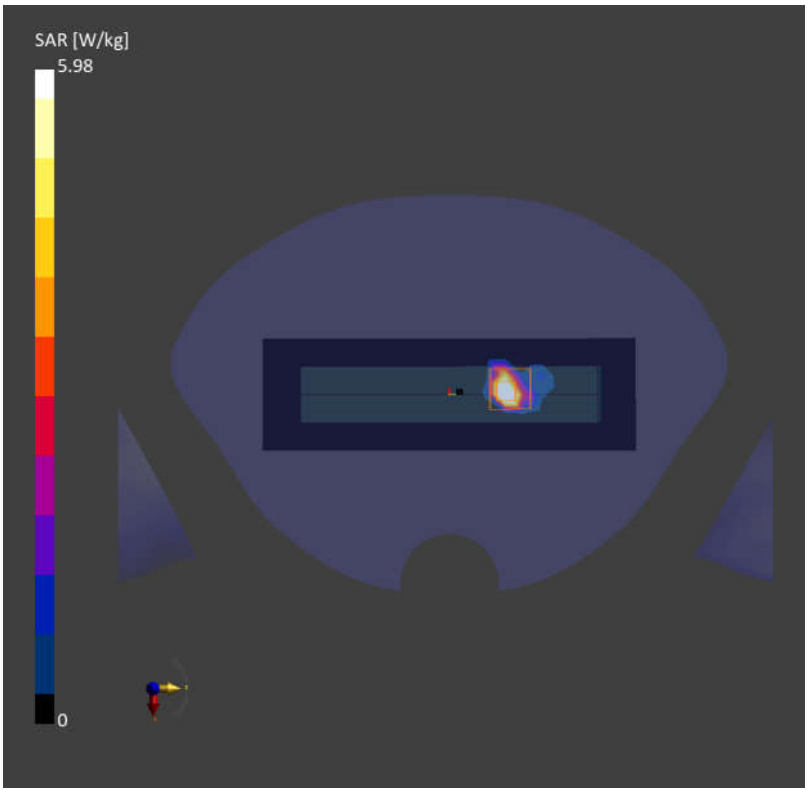

Date: 2025-06-16

14_WLAN5GHz_802.11a 6Mbps_Front View Cross-Section_0mm_Ch165

Communication System: IEEE 802.11a/h WiFi 5 GHz (OFDM, 6 Mbps); Frequency: 5825.000 MHz; Duty Cycle: 1:1.021
Medium: HSL_5750_250616 Medium parameters used: f= 5825.000 MHz; σ= 5.24 S/m; ε_r =35.6
Ambient Temperature: 23.2°C; Liquid Temperature: 22.6°C

DASY6 Configuration:
- Probe: EX3DV4 - SN7630; ConvF(5.55, 5.67, 5.44); Calibrated: 2024-08-22
- Sensor-Surface: 1.4 mm
- Electronics: DAE4 Sn1650; Calibrated: 2024-11-25
- Phantom: Twin-SAM V8.0 (30deg probe tilt); Serial: 2074; Section: Flat
- Measurement Software: 16.4.0.5005
- UID: WLAN, 10062-CAE

Area Scan (60.0 mm x 200.0 mm): Measurement Grid: 10.0 mm x 10.0 mm
SAR (1g) = 5.18 W/kg; SAR (10g) = 1.14 W/kg;

Zoom Scan (22.8 mm x 22.8 mm x 22.0 mm): Measurement Grid: 3.8 mm x 3.8 mm x 1.4 mm
Power Drift = 0.01 dB
SAR (1g) = 5.10 W/kg; SAR (10g) = 1.09 W/kg
Smallest distance from peaks to all points 3 dB below = 4.9 mm
Ratio of SAR at M2 to SAR at M1 = 62.9 %

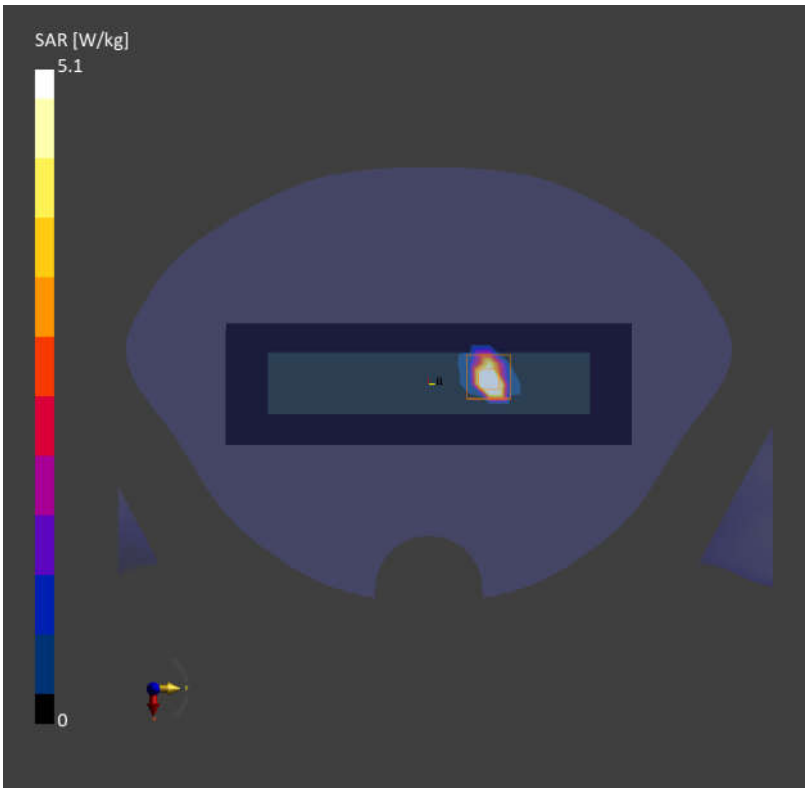

Date: 2025-06-12

15_Bluetooth_1Mbps_Front View Cross-Section_0mm_Ch39

Communication System: IEEE 802.15.1 Bluetooth (GFSK, DH5); Frequency: 2441.000 MHz;
Duty Cycle: 1:1.299
Medium: HSL_2450_250612 Medium parameters used: f= 2441.000 MHz; σ= 1.79 S/m; ε_r =39.3
Ambient Temperature: 23.2°C; Liquid Temperature: 22.8°C

DASY6 Configuration:
- Probe: EX3DV4 - SN7630; ConvF(7.32, 7.48, 7.18); Calibrated: 2024-08-22
- Sensor-Surface: 1.4 mm
- Electronics: DAE4 Sn1650; Calibrated: 2024-11-25
- Phantom: Twin-SAM V8.0 (30deg probe tilt); Serial: 2074; Section: Flat
- Measurement Software: 16.4.0.5005
- UID: Bluetooth, 10032-CAA

Area Scan (72.0 mm x 200.0 mm): Measurement Grid: 12.0 mm x 10.0 mm
SAR (1g) = 1.34 W/kg; SAR (10g) = 0.517 W/kg;

Zoom Scan (30.0 mm x 30.0 mm x 30.0 mm): Measurement Grid: 5.0 mm x 5.0 mm x 1.5 mm
Power Drift = -0.19 dB
SAR (1g) = 1.25 W/kg; SAR (10g) = 0.440 W/kg
Smallest distance from peaks to all points 3 dB below = 5.8 mm
Ratio of SAR at M2 to SAR at M1 = 68.3 %