Nokia Solo Bud (SB-101B)

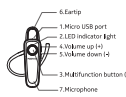
Quick Start Guide

NOKIA

What's in the box

- Headset
- Ear Tips (S/M/L)
- Micro USB port
- Quick Start Guide

Product Overview



Get started

Fully charge before use. Any attempt to remove or replace your battery will damage your headset.

The battery status LEDs show the current battery status



For optimal fit and audio performance, replace the ear tips with the size that best suits you.



Pair and connect with Bluetooth®

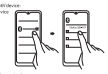
1. Pairing with the device

a. Turning on and pairing:

Press and hold the MFB for 3 seconds until the LED flashes blue and red.

b. Connecting with your Bluetooth® device:

Turn on Bluetooth® in your device and choose " Nokia SB-101" from the Bluetooth® menu to connect.



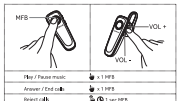
The LED indicator lights of the earbuds will flash blue every 5 seconds when they are successfully connected via Bluetooth®.

2.After the initial pairing, the earbuds will automatically connect with your Bluetooth® device whenever it is turned on.

3.The earbuds will automatically power off if there is no Bluetooth® connection within 5 minutes.

Using your earbuds

1.Touch control



Play / Pause music	x 1 MFB
Answer / End calls	x 1 MFB
Reject calls	2 secs MFB
Activate voice commands	2 secs MFB
Volume down: x 1 VOL-	Volume up: x 1 VOL+
Previous track: 2 secs VOL-	Next track: 2 secs VOL+

Product and safety information

Remote control functions may vary depending on the model of your device and application. Sound levels and curves may not respond the same way to all devices. Bluetooth® wireless technology operates within the 2.4 GHz unlicensed frequency band. Bluetooth® wireless devices must, however, be within 10 meters (33 feet) of each other, although the connection may be subject to interference from obstructions such as walls or from other electronic devices.

- Frequency Band: 2402 MHz ~ 2480 MHz
- Maximum Radio Frequency Power: +4 dBm

For your safety

Important: Read these simple guidelines. Not following them may be dangerous or against the laws and regulations. For further info, read the complete user guide.

Switch off in restricted areas

Switch the device off when a Bluetooth headset use is not allowed or when it may cause interference or danger, for example, in hospitals, near medical equipment, gas, fuel, chemicals, or blasting areas. Obey all instructions in restricted areas.

Interference

All wireless devices may be susceptible to interference, which could affect performance.

Batteries, chargers, and other accessories

Use only batteries, chargers, and other accessories approved by HMD Global Oy for use with this device. Do not connect incompatible products.

Protect your hearing

To prevent possible hearing damage, do not listen at high volume levels for long periods.

Hearing

Warning: When you use the headset, your ability to hear outside sounds may be affected. Do not use the headset where it can endanger your safety.The surface of this product is metal.

Small children

Your device and its accessories are not toys. They may contain small parts. Keep them out of the reach of small children.

Take care of your device

Handle your device with care. The following suggestions help you keep your device operational.

- Keep the device dry. Precipitation, humidity, and all types of liquids or moisture can contain minerals that corrode electronic circuits.
- Do not use or store the device in dusty or dirty areas.
- Do not store the device in high temperatures. High temperatures may damage the device or batteries.
- When you heat the device to its normal temperature, moisture can form inside the device and damage it.
- Do not open the device other than as instructed in the user guide.
- Do not drop, knock, or shake the device or the battery. Rough handling can break it.
- Do not paint the device. Paint can prevent proper operation.

Recycle

Always return your used electronic products, batteries, and packaging materials to dedicated collection points. This way you help prevent uncontrolled waste disposal and promote the recycling of materials. Electrical and electronic products contain a lot of valuable materials, including metals such as copper, aluminium, steel, and magnesium and precious metals such as gold, silver, and platinum. All parts of the device can be recovered as materials and energy.

Crossed-out wheelie bin symbol

The crossed-out wheelie bin symbol on your product, battery, literature, or packaging reminds you that all electrical and electronic products and batteries must be taken to separate collection at their end-of-life.

Do not dispose of these products as unsorted municipal waste. Take them for recycling. For info on your nearest recycling point, check with your local waste authority.

Battery info

Your device has an internal, non-removable, rechargeable battery. Do not attempt to remove the battery yourself, as you may damage the device. For battery replacement, contact Nokia Care. At times, but not always, you can. Charging time can vary depending on device type and battery.

Battery safety

Fully charge a new battery before you charge over time. Always keep the battery between 15°C and 25°C (59°F and 77°F) for optimal performance. Extreme temperatures reduce the capacity and lifetime of the battery. A device may temporarily stop working if the battery is too hot or too cold.

Do not dispose of batteries in a fire as they may explode. Obey local regulations. Recycle when possible. Do not dispose as household waste. Do not short-circuit the battery. It can heat up and cause fire, or use of unapproved or incompatible battery may present a risk of fire, explosion, or other hazard, and may invalidate any approval or warranty. If you believe the battery has become damaged, take it to a service point before using it. Never use a damaged battery. Do not charge your device during a lightning storm.

Implanted medical devices

To avoid potential interference, manufacturers of implanted medical devices recommend a minimum separation of 15.3 centimetres (6 inches) between a wireless device and the implanted medical device. Persons who have such devices should:

- Always keep the wireless device more than 15.3 centimetres (6 inches) from the medical device.
- Not carry the wireless device in a breast pocket.
- Switch the wireless device off if there is any reason to suspect that interference is occurring.
- Follow the manufacturer directions for the implanted medical device.

If you have any questions about using your wireless device with an implanted medical device, consult your healthcare provider.

Copyrights and other notices

The availability of products, features, apps, and services may vary by region. For more info, contact your dealer or your service provider. Your device may contain materials, including apps, or software subject to export laws and regulations from the US and other countries. Diversion contrary to law is prohibited.

The contents of third-party content are provided "as is". Except as required by applicable law, no warranties of any kind, either express or implied, including, but not limited to, the implied warranties of merchantability and fitness for a particular purpose, are made in relation to the accuracy, reliability, or contents of this guide. HMD Global reserves the right to revise this document or withdraw it at any time without prior notice.

Reproduction, transfer or distribution of parts or all of the contents in any form without prior written permission of HMD Global is prohibited. HMD Global operates a policy of continuous development. HMD Global reserves the right to make changes and improvements to any of the products described in this guide without prior notice.

Nokia is a trademark or registered trademark of Nokia Corporation. HMD Global Oy is under license. Other product and company names mentioned herein may be trademarks or trade names of their respective owners.

Bluetooth® wireless technology is a registered trademark of Bluetooth SIG, Inc. Nokia is under license.

Declaration of Conformity

Hereby, HMD Global Oy declares that this product is in compliance with the essential requirements and other relevant provisions of Directive 2014/53/EU. A copy of the Declaration of Conformity can be found at https://www.nokia.com/phones/declaration_of_conformity/.

FCC Notice to Users

The following statement applies to all products that bear the FCC logo and/or FCC ID on the product label.

This equipment has been tested and found to comply with the limits for a Class B digital device, pursuant to Part 15 of the FCC Rules. These limits are designed to provide reasonable protection against harmful interference in a residential installation. This equipment generates, uses and can radiate radio frequency energy and, if not installed and used in accordance with the instructions, may cause harmful interference to radio communications. However, there is no guarantee that interference will not occur in a particular installation. If this equipment does cause harmful interference to radio or television reception, which can be determined by turning the equipment off and on, the user is encouraged to try to correct the interference by one or more of the following measures:

- Reorient or relocate the receiving antenna.
- Increase the separation between the equipment and the receiver.
- Connect the equipment to an outlet on a circuit different from that to which the receiver is connected.
- Consult the dealer or an experienced radio/TV technician for help.

This device complies with part 15 of the FCC Rules.

Operation is subject to the following two conditions:

(1) This device may not cause harmful interference, and

(2) This device must accept any interference received, including interference that may cause undesired operation of the device. FCC ID: 2AJLB-SB101B. Unauthorized changes or modifications to this device by the user. Any changes or modifications could void the user's authority to operate the equipment. See 47 CFR Sec. 15.21

Industry Canada Notice to Users

This device contains licence-exempt transmitter(s)/receiver(s) that comply with Innovation, Science and Economic Development Canada's licence-exempt RSS(s). Operation is subject to the following two conditions:

(1) This device may not cause interference.

(2) This device must accept any interference, including interference that may cause undesired operation of the device.

L'émetteur/récepteur exempt de licence contenu dans le présent appareil est conforme aux CNR d'Innovation, Sciences et Développement économique Canada applicables aux appareils radio exempts de licence. L'exploitation est autorisée aux deux conditions suivantes:

(1) L' appareil ne doit pas produire de brouillage;

(2) L' appareil doit accepter tout brouillage radioélectrique subi, même si le brouillage est susceptible d' en compromettre le fonctionnement.

See RSS-Gen, Section 8.4.

This device complies with ICES-003 requirements for Class B ITE (Information Technology Equipment). CAN ICES-3 (B)/NMB-3(B) This device meets the IC requirements.

Energy Verified
Rendement Énergétique Vérifié

SIZE:85X85MM