Nokia Clarity Solo Bud+

SB-501

Quick Start Guide

NOKIA

EN

What's in the box

- Headset
- Ear Tips (S/M/L)
- USB-C cable
- Quick Start Guide

Product Overview

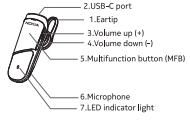

Get started

Fully charge before use. Any attempt to remove or replace your battery will damage your headset.

The battery status LEDs show the current battery status

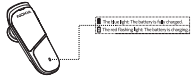

For optimal fit and audio performance, replace the ear tips with the size that best suits you.

Pair and connect with Bluetooth®

1. Pairing with the device
   a. Turning on and pairing :
   Press and hold the MFB for 3 seconds until the LED flashes blue and red.

   b. Connecting with your Bluetooth® device:
   Turn on Bluetooth® in your device and choose " Nokia SB-501" from the Bluetooth® menu to connect.

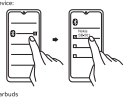

The LED Indicator lights of the earbuds will flash blue every 5 seconds when they are successfully connected via Bluetooth®.

2.After the initial pairing, the earbuds will automatically connect with your Bluetooth® device whenever it is turned on.

3.The earbuds will automatically power off if there is no Bluetooth® connection within 5 minutes.

Using your earbuds

1.Touch control:

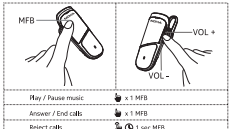

Play / Pause music	x 1 MFB
Answer / End calls	x 1 MFB
Reject calls	1 sec MFB
Activate voice commands	2 secs MFB
Volume down	x 1 VOL- / Volume up x 1 VOL+
Previous track	2 secs VOL- / Next track 2 secs VOL+

Product and safety information

Remote control functions may vary depending on the model of your device and application. Sound track instructions do not respond to iOS devices. Since devices with Bluetooth wireless technology communicate using radio waves, they do not need to be in direct line-of-sight. Bluetooth devices can be connected to other Bluetooth devices within a range of 10 meter, although the connection may be subject to interference from obstructions such as walls or from other electronic devices.

- Frequency Band: 2400 MHz - 2483 MHz
- Frequency Band: 2400 MHz - 2483 MHz
- Maximum Radio Frequency Power: <0.1 mW

For your safety

⚠ Important: Read these simple guidelines. Not following them may be dangerous or against local laws and regulations. For further info, read the complete user guide.

⚠ Switch off in restricted areas

Switch the device off when a Bluetooth headset use is not allowed or when it may cause interference or danger, for example, in aircraft, in hospital or near medical equipment, fuel, chemicals, or blasting areas. Obey all instructions in restricted areas.

⚠ Interference

All wireless devices may be susceptible to interference, which could affect performance.

⚠ Batteries, chargers, and other accessories

Use only batteries, chargers, and other accessories approved by HMD Global Oy for use with this device. Do not connect incompatible products.

⚠ Protect your hearing

To prevent possible hearing damage, do not listen at high volume levels for long periods.

Hearing

⚠ Warning: When you use the headset, your ability to hear outside sounds may be affected. Do not use the headset when it can endanger your safety.The surface of this product is nickel-free.

Small children

Your device and its accessories are not toys. They may contain small parts. Keep them out of the reach of small children.

Take care of your device

Handle your device with care. The following suggestions help you keep your device operational.

- Keep the device dry. Precipitation, humidity, and all types of liquids or moisture can contain minerals that corrode electronic circuits.
- Do not use or store the device in dusty or dirty areas.
- Do not store the device in high temperatures. High temperatures may damage the device or battery.
- Do not store the device in cold temperatures. When the device warms to its normal temperature, moisture can form inside the device and damage it.
- Do not open the device other than as instructed in the user guide.
- Do not drop, knock, or shake the device or the battery. Rough handling can break it.
- Only use a soft, clean, dry cloth to clean the surface of the device.
- Do not paint the device. Paint can prevent proper operation.
- The earbuds are featured with water protection IP65, which protects the device from splashing water. Water protection level is not a permanent condition and can decrease.

Water Protection

Recycle

Always return your used electronic products, batteries, and packaging materials to dedicated collection points. This way you help prevent uncontrolled waste disposal and promote the recycling of materials. Electrical and electronic products contain alot of valuable materials, including metals (such as copper, aluminum, steel, and magnesium) and precious metals (such as gold, silver, and palladium). All materials of the device can be recovered as materials and energy.

Crossed-out wheelie bin symbol

The crossed-out wheelie bin symbol on your product, battery, literature, or packaging reminds you that all electrical and electronic products and batteries must be taken to separate collection at the end of their working life.

Do not dispose of these products as unsorted municipal waste; take them for recycling. For info on your nearest recycling point, check with your local waste authority.

Battery info

Your device has an internal, non-removable, rechargeable battery. Do not attempt to remove the battery, as you may damage the device. The battery can be charged and discharged hundreds of times, but it will eventually wear out. Changing time can vary depending on device capability.

Battery safety

If left unused, a fully charged battery will lose its charge over time. Always keep the battery between 15°C and 25°C (59°F and 77°F) for optimal performance. Extreme temperatures reduce the capacity and lifetime of the battery. A device may temporarily stop working if its battery is too hot or too cold.

Improper use of batteries in a fire as they may explode. Obey local regulations. Recycle when possible. Do not dispose as household waste. Use the battery for its intended purpose only. Improper use, or use of unapproved or incompatible, batteries may present a risk of fire, explosion, or other hazard, and may invalidate any approval or warranty. If you believe the battery is damaged, take it to a service centre or your local shop before continuing to use it. Never use a damaged battery. Do not charge your device during a lightning storm.

Implanted medical devices

To avoid potential interference, manufacturers of implanted medical devices recommend a minimum separation of 15.3 centimetres (6 inches) between a wireless device and the implanted medical device. Persons who have such devices should:

- Always keep the wireless device more than 15.3 centimetres (6 inches) from the medical device.
- Not carry the wireless device in a breast pocket.
- Switch the wireless device off if there is any reason to suspect that interference is taking place.
- Follow the manufacturer directions for the implanted medical device.

If you have any questions about using your wireless device with an implanted medical device, consult your health care provider.

Copyrights and other notices

The availability of products, features, apps, and services may vary by region. For more info, contact your dealer or your service provider. This device may contain commodities, technology or software subject to export laws and regulations from the US and other countries. Diversion contrary to law is prohibited.
The contents of this document are provided "as is". Except as required by applicable law, no warranties of any kind, either express or implied, including, but not limited to, the implied warranties of merchantability and fitness for a particular purpose, are made in relation to the accuracy, reliability or contents of this document. HMD Global reserves the right to revise this document or withdraw it at any time without prior notice.
Reproduction, transfer or distribution of part or all of the contents in this document in any form without the prior written permission of HMD Global is prohibited. HMD Global operates a policy of continuous development. HMD Global reserves the right to make changes and improvements to any of the products described in this document without prior notice.
Manufacturer and importer in EU: HMD Global Oy, Bertelsintie 29, FI-02600 Espoo, Finland.
HMD Global Privacy Policy, available at http://www.nokia.com/phones/privacy, applies to your use of this device.
In the unlikely event that this product is faulty, please return it to the store where you purchased it with your proof of purchase. For more information on this or other products please visit http://www.nokia.com/phones/support.
© 2021 HMD Global. All rights reserved. HMD Global Oy is the exclusive licensee of the Nokia brand for phones & tablets. Nokia is a registered trademark of Nokia Corporation.
The Bluetooth word mark and logos are owned by the Bluetooth SIG, Inc. and any use of such marks by HMD Global is under license.

Declaration of Conformity

CE

Hereby, HMD Global Oy declares that this product is in compliance with the essential requirements and other relevant provisions of Directive 2014/53/EU. A copy of the Declaration of Conformity can be found at www.nokia.com/phones/declaration_of_conformity.

NOTE:
This equipment has been tested and found to comply with the limits for a Class B digital device, pursuant to part 15 of the FCC Rules. These limits are designed to provide reasonable protection against harmful interference in a residential installation. This equipment generates uses and can radiate radio frequency energy and, if not installed and used in accordance with the instructions, may cause harmful interference to radio communications. However, there is no guarantee that interference will not occur in a particular installation. If this equipment does cause harmful interference to radio or television reception, which can be determined by turning the equipment off and on, the user is encouraged to try to correct the interference by one or more of the following measures:

- Reorient or relocate the receiving antenna.
- Increase the separation between the equipment and receiver.
-Connect the equipment into an outlet on a circuit different from that to which the receiver is connected.
-Consult the dealer or an experienced radio/TV technician for help

Changes or modifications not expressly approved by the party responsible for compliance could void the user's authority to operate the equipment.

This device complies with Part 15 of the FCC Rules. Operation is subject to the following two conditions:
(1) this device may not cause harmful interference, and (2) this device must accept any interference received, including interference that may cause undesired operation.

This device contains licence-exempt transmitter(s)/receiver(s) that comply with Innovation, Science and Economic Development Canada's licence-exempt RSS(s). Operation is subject to the following two conditions:
(1) This device may not cause interference.
(2) This device must accept any interference, including interference that may cause undesired operation of the device.

L'émetteur/récepteur exempt de licence contenu dans le présent appareil est conforme aux CNR d'Innovation, Sciences et Développement économique Canada applicables aux appareils radio exempts de licence. L'exploitation est autorisée aux deux conditions suivantes :
(1) l'appareil ne doit pas produire de brouillage;
(2) l'appareil doit accepter tout brouillage radioélectrique subi, même si le brouillage est susceptible d'en compromettre le fonctionnement.

SIZE:85X85MM

Nokia Clarity Solo Bud+ QSG v01 20210604

Pantone 296C