A.5.2 Transmitter Spurious Emission - Radiated

Measurement Uncertainty:

Frequency Range	Uncertainty(dB)
f ≤ 1GHz	3.9
f>1GHz	4.3

Measurement Results:

802.11a mode

Mode	Channel	Frequency Range	Test Results	Conclusion
802.11a	149	1 GHz ~ 3 GHz	Fig.41	P
		3 GHz ~ 6 GHz	Fig.42	P
		6 GHz ~ 18 GHz	Fig.43	P
	157	30 MHz ~1 GHz	Fig.44	P
		1 GHz ~ 3 GHz	Fig.45	P
		3 GHz ~ 6 GHz	Fig.46	P
		6 GHz ~ 18 GHz	Fig.47	P
		18 GHz ~ 26.5 GHz	Fig.48	P
		26.5 GHz~ 40 GHz	Fig.49	P
	165	1 GHz ~ 3 GHz	Fig.50	P
		3 GHz ~ 6 GHz	Fig.51	P
		6 GHz ~ 18 GHz	Fig.52	P

802.11n-HT20 mode

Mode	Channel	Frequency Range	Test Results	Conclusion
802.11n (HT20)	149	1 GHz ~ 3 GHz	Fig.53	P
		3 GHz ~ 6 GHz	Fig.54	P
		6 GHz ~ 18 GHz	Fig.55	P
	157	30 MHz ~1 GHz	Fig.56	P
		1 GHz ~ 3 GHz	Fig.57	P
		3 GHz ~ 6 GHz	Fig.58	P
		6 GHz ~ 18 GHz	Fig.59	P
		18 GHz ~ 26.5 GHz	Fig.60	P
		26.5 GHz~ 40 GHz	Fig.61	P
	165	1 GHz ~ 3 GHz	Fig.62	P
		3 GHz ~ 6 GHz	Fig.63	P
		6 GHz ~ 18 GHz	Fig.64	P

802.11n-HT40 mode

Mode	Channel	Frequency Range	Test Results	Conclusion
802.11n (HT40)	151	30 MHz ~1 GHz	Fig.65	P
		1 GHz ~ 3 GHz	Fig.66	P
		3 GHz ~ 6 GHz	Fig.67	P
		6 GHz ~ 18 GHz	Fig.68	P

©Copyright. All rights reserved by CTTL.

		18 GHz ~ 26.5 GHz	Fig.69	P
		26.5 GHz~ 40 GHz	Fig.70	P
	159	1 GHz ~ 3 GHz	Fig.71	P
		3 GHz ~ 6 GHz	Fig.72	P
		6 GHz ~ 18 GHz	Fig.73	P

Conclusion: PASS

Note:

A "reference path loss" is established and the A_{Rpl} is the attenuation of “reference path loss”, and including the gain of receive antenna, the gain of the preamplifier, the cable loss.

P_{Mea} is the field strength recorded from the instrument.

Average Results:

802.11a

Ch149

Frequency (MHz)	Meas. Result (dBμV/m)	Cable loss (dB)	Antenna Factor (dB/m)	Receiver Reading (dBμV)	Limit (dBμV/m)	Margin (dB)	Antenna Pol. (H/V)
5724.900	39.4	-33.0	34.9	37.47	54.0	14.6	H
5692.800	36.7	-32.7	34.9	34.50	54.0	17.3	H
11490.000	34.1	-30.4	38.7	25.77	54.0	19.9	H
17235.000	37.6	-25.8	41.2	22.22	54.0	16.4	H
17806.400	40.4	-23.0	41.0	22.52	54.0	13.6	H
17817.400	40.3	-23.1	40.9	22.42	54.0	13.7	H

Ch157

Frequency (MHz)	Meas. Result (dBμV/m)	Cable loss (dB)	Antenna Factor (dB/m)	Receiver Reading (dBμV)	Limit (dBμV/m)	Margin (dB)	Antenna Pol. (H/V)
5732.700	37.1	-33.0	34.9	35.17	54.0	16.9	H
5838.000	37.0	-32.2	35.0	34.19	54.0	17.0	H
11570.000	33.8	-30.5	38.8	25.46	54.0	20.2	H
17355.000	37.7	-25.6	41.2	22.15	54.0	16.3	H
17812.600	40.3	-23.0	40.9	22.42	54.0	13.7	H
17819.630	40.4	-23.1	40.9	22.61	54.0	13.6	H

Ch165

Frequency (MHz)	Meas. Result (dBμV/m)	Cable loss (dB)	Antenna Factor (dB/m)	Receiver Reading (dBμV)	Limit (dBμV/m)	Margin (dB)	Antenna Pol. (H/V)
5851.500	36.6	-32.2	35.1	33.72	54.0	17.4	H
5878.800	36.7	-32.2	35.1	33.76	54.0	17.3	H
11650.000	34.1	-30.2	38.9	25.39	54.0	19.9	H

©Copyright. All rights reserved by CTTL.

17475.000	38.2	-25.2	41.2	22.22	54.0	15.8	H
17811.300	40.4	-23.0	41.0	22.47	54.0	13.6	H
17809.700	40.3	-23.0	41.0	22.38	54.0	13.7	H

802.11n-HT20

Ch149

Frequency (MHz)	Meas. Result (dBµV/m)	Cable loss (dB)	Antenna Factor (dB/m)	Receiver Reading (dBµV)	Limit (dBµV/m)	Margin (dB)	Antenna Pol. (H/V)
5724.900	37.0	-33.0	34.9	35.07	54.0	17.0	H
5693.700	36.6	-32.7	34.9	34.40	54.0	17.4	H
11490.000	34.2	-30.4	38.7	25.89	54.0	19.8	H
17235.000	37.6	-25.8	41.2	22.21	54.0	16.4	H
17799.500	40.3	-23.2	41.0	22.49	54.0	13.7	H
17815.760	40.2	-23.1	40.9	22.37	54.0	13.8	H

Ch157

Frequency (MHz)	Meas. Result (dBµV/m)	Cable loss (dB)	Antenna Factor (dB/m)	Receiver Reading (dBµV)	Limit (dBµV/m)	Margin (dB)	Antenna Pol. (H/V)
5733.300	36.6	-33.0	34.9	34.67	54.0	17.4	H
5836.500	36.7	-32.2	35.0	33.90	54.0	17.3	H
11570.000	33.8	-30.5	38.8	25.46	54.0	20.2	H
17355.000	37.7	-25.6	41.2	22.15	54.0	16.3	H
17808.400	40.2	-23.0	41.0	22.25	54.0	13.8	H
17818.200	40.4	-23.1	40.9	22.61	54.0	13.6	H

Ch165

Frequency (MHz)	Meas. Result (dBµV/m)	Cable loss (dB)	Antenna Factor (dB/m)	Receiver Reading (dBµV)	Limit (dBµV/m)	Margin (dB)	Antenna Pol. (H/V)
5850.900	36.7	-32.2	35.1	33.82	54.0	17.3	H
5877.000	36.8	-32.2	35.1	33.87	54.0	17.2	H
11650.000	34.1	-30.2	38.9	25.40	54.0	19.9	H
17475.000	38.2	-25.2	41.2	22.22	54.0	15.8	H
17808.500	40.2	-23.0	41.0	22.28	54.0	13.8	H
17816.400	40.4	-23.1	40.9	22.52	54.0	13.6	H

©Copyright. All rights reserved by CTTL.

802.11n-HT40

Ch151

Frequency (MHz)	Meas. Result (dBμV/m)	Cable loss (dB)	Antenna Factor (dB/m)	Receiver Reading (dBμV)	Limit (dBμV/m)	Margin (dB)	Antenna Pol. (H/V)
5722.800	36.8	-32.9	34.9	34.85	54.0	54.0	H
5724.900	36.9	-33.0	34.9	34.97	54.0	17.2	H
11510.000	34.1	-30.4	38.7	25.79	54.0	17.1	H
17265.000	37.7	-25.9	41.2	22.38	54.0	19.9	H
17807.600	40.6	-23.0	41.0	22.62	54.0	16.3	H
17819.400	40.2	-23.1	40.9	22.41	54.0	13.4	H

Ch159

Frequency (MHz)	Meas. Result (dBμV/m)	Cable loss (dB)	Antenna Factor (dB/m)	Receiver Reading (dBμV)	Limit (dBμV/m)	Margin (dB)	Antenna Pol. (H/V)
5860.200	36.7	-32.2	35.1	33.8	54.0	17.3	H
5886.900	36.8	-32.2	35.1	33.8	54.0	17.3	H
11590.000	33.4	-30.5	38.8	25.11	54.0	17.2	H
17385.000	38.0	-25.5	41.2	22.35	54.0	20.6	H
17799.800	40.2	-23.2	41.0	22.39	54.0	16.0	H
17809.800	40.4	-23.0	41.0	22.45	54.0	13.8	H

Peak Results:

802.11a

Ch149

Frequency (MHz)	Meas. Result (dBμV/m)	Cable loss (dB)	Antenna Factor (dB/m)	Receiver Reading (dBμV)	Limit (dBμV/m)	Margin (dB)	Antenna Pol. (H/V)
5724.000	61.6	-33.0	34.9	59.66	74.0	12.4	H
5724.700	65.7	-33.0	34.9	63.77	74.0	8.3	H
17805.600	52.9	-23.1	41.0	35.04	74.0	21.1	H
17830.200	52.9	-23.3	40.9	35.27	74.0	21.1	V
17774.400	52.6	-23.6	41.0	35.14	74.0	21.4	V
17773.200	52.4	-23.6	41.0	34.98	74.0	21.6	H

Ch157

Frequency (MHz)	Meas. Result	Cable loss	Antenna Factor	Receiver Reading	Limit (dBμV/m)	Margin (dB)	Antenna Pol.

©Copyright. All rights reserved by CTTL.

	(dBμV/m)	(dB)	(dB/m)	(dBμV)			(H/V)
5728.400	49.9	-33.0	34.9	48.00	74.0	24.1	H
5872.600	50.0	-32.2	35.1	47.08	74.0	24.0	H
17806.200	52.9	-23.0	41.0	35.02	74.0	21.1	V
17811.000	52.9	-23.0	41.0	34.96	74.0	21.1	H
17787.000	52.8	-23.4	41.0	35.18	74.0	21.2	H
17932.800	52.6	-24.6	40.9	36.38	74.0	21.4	H

Ch165

Frequency (MHz)	Meas. Result (dBμV/m)	Cable loss (dB)	Antenna Factor (dB/m)	Receiver Reading (dBμV)	Limit (dBμV/m)	Margin (dB)	Antenna Pol. (H/V)
5850.400	51.4	-32.2	35.1	48.52	74.0	22.6	V
5851.100	51.8	-32.2	35.1	48.92	74.0	22.2	H
17826.000	53.0	-23.2	40.9	35.30	74.0	21.0	V
17793.000	53.0	-23.3	41.0	35.25	74.0	21.0	H
17802.000	52.7	-23.1	41.0	34.81	74.0	21.3	H
17817.600	52.6	-23.1	40.9	34.77	74.0	21.4	V

802.11n-HT20

Ch149

Frequency (MHz)	Meas. Result (dBμV/m)	Cable loss (dB)	Antenna Factor (dB/m)	Receiver Reading (dBμV)	Limit (dBμV/m)	Margin (dB)	Antenna Pol. (H/V)
5724.700	59.7	-33.0	34.9	57.77	74.0	14.3	H
5724.100	58.6	-33.0	34.9	56.66	74.0	15.4	V
17806.200	53.6	-23.0	41.0	35.68	74.0	20.4	H
17803.200	52.6	-23.1	41.0	34.73	74.0	21.4	V
17781.000	52.6	-23.5	41.0	35.06	74.0	21.4	V
17815.200	52.5	-23.1	40.9	34.65	74.0	21.5	V

Ch157

Frequency (MHz)	Meas. Result (dBμV/m)	Cable loss (dB)	Antenna Factor (dB/m)	Receiver Reading (dBμV)	Limit (dBμV/m)	Margin (dB)	Antenna Pol. (H/V)
5733.600	50.2	-33.0	34.9	48.27	74.0	23.8	H
5820.200	49.6	-32.4	35.0	46.97	74.0	24.4	V
17777.400	53.2	-23.5	41.0	35.72	74.0	20.8	V
17809.200	52.7	-23.0	41.0	34.71	74.0	21.3	V

©Copyright. All rights reserved by CTTL.

17835.000	52.7	-23.3	40.9	35.06	74.0	21.3	V
17822.400	52.6	-23.2	40.9	34.86	74.0	21.4	V

Ch165

Frequency (MHz)	Meas. Result (dBμV/m)	Cable loss (dB)	Antenna Factor (dB/m)	Receiver Reading (dBμV)	Limit (dBμV/m)	Margin (dB)	Antenna Pol. (H/V)
5859.700	50.9	-32.2	35.1	48.00	74.0	23.1	V
5862.800	51.3	-32.2	35.1	48.39	74.0	22.7	V
17792.400	52.6	-23.3	41.0	34.91	74.0	21.4	H
17808.600	52.6	-23.0	41.0	34.63	74.0	21.4	H
17810.400	52.5	-23.0	41.0	34.53	74.0	21.5	H
17799.000	52.5	-23.2	41.0	34.66	74.0	21.5	H

802.11n-HT40

Ch151

Frequency (MHz)	Meas. Result (dBμV/m)	Cable loss (dB)	Antenna Factor (dB/m)	Receiver Reading (dBμV)	Limit (dBμV/m)	Margin (dB)	Antenna Pol. (H/V)
5721.800	58.6	-32.9	34.9	56.64	74.0	15.4	V
5724.000	59.1	-33.0	34.9	57.16	74.0	15.4	H
17785.800	53.1	-23.4	41.0	35.49	74.0	14.9	V
17777.400	53.0	-23.5	41.0	35.58	74.0	20.9	H
17805.600	52.9	-23.1	41.0	35.02	74.0	21.0	V
17818.800	52.8	-23.1	40.9	34.98	74.0	21.1	V

Ch159

Frequency (MHz)	Meas. Result (dBμV/m)	Cable loss (dB)	Antenna Factor (dB/m)	Receiver Reading (dBμV)	Limit (dBμV/m)	Margin (dB)	Antenna Pol. (H/V)
5851.100	51.1	-32.2	35.1	48.2	74.0	22.9	V
5853.100	51.3	-32.2	35.1	48.4	74.0	22.9	H
17820.600	54.0	-23.1	40.9	36.17	74.0	22.7	V
17764.800	53.7	-23.7	41.0	36.46	74.0	20.0	H
17818.200	52.3	-23.1	40.9	34.51	74.0	20.3	H
17766.000	52.3	-23.7	41.0	35.05	74.0	21.7	V

©Copyright. All rights reserved by CTTL.

Test graphs as below:

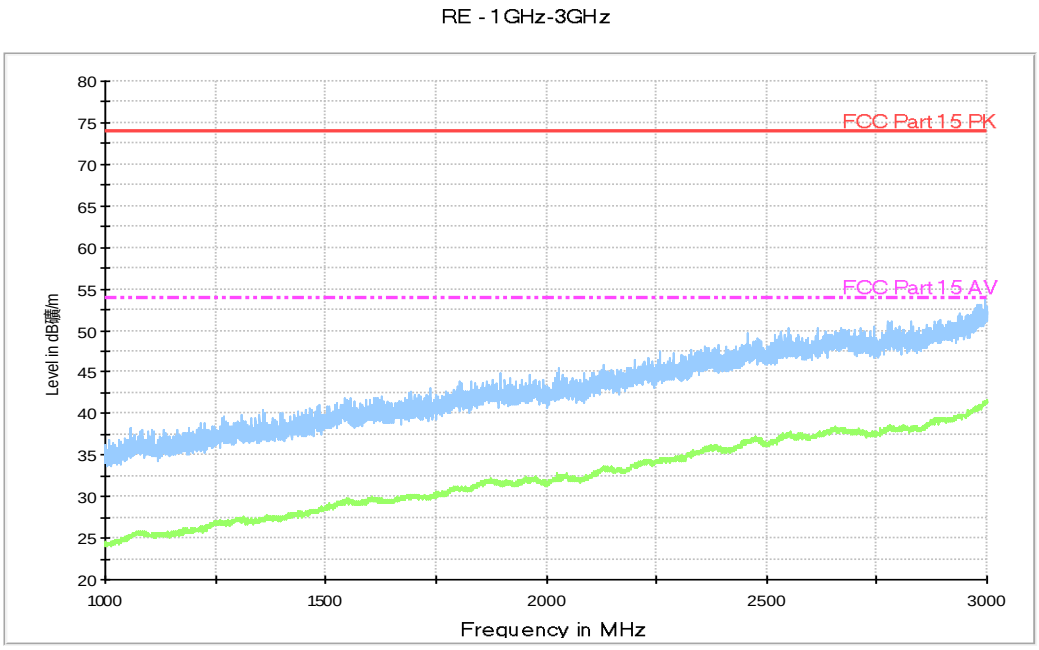

Fig. 41 Radiated Spurious Emission (802.11a, Ch149, 1 GHz-3 GHz)

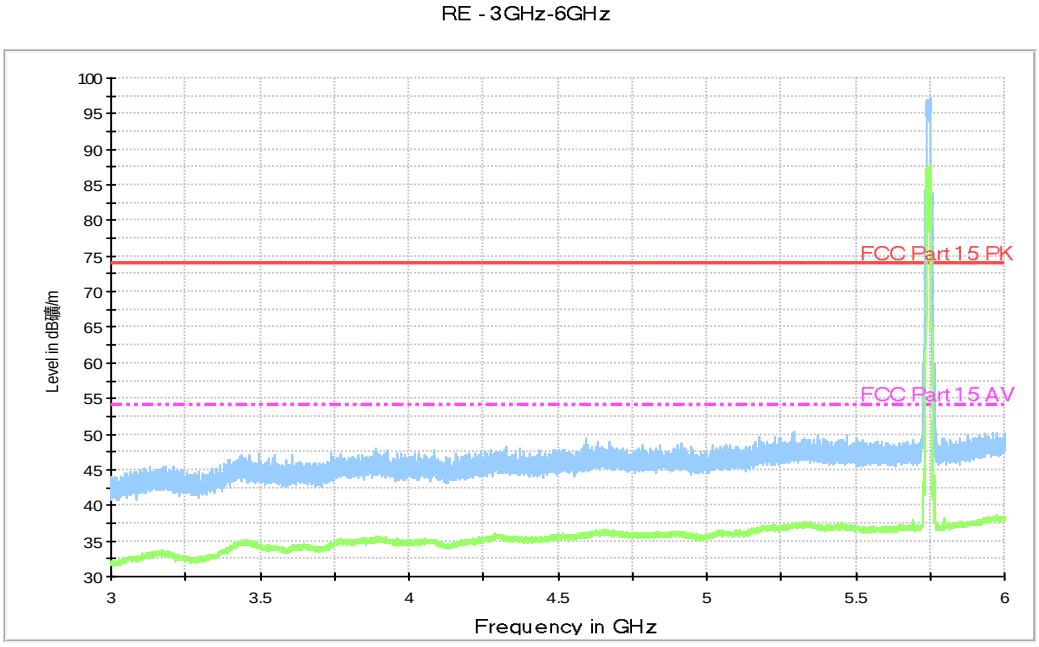

©Copyright. All rights reserved by CTTL.

Fig. 42 Radiated Spurious Emission (802.11a, Ch149, 3 GHz-6 GHz)

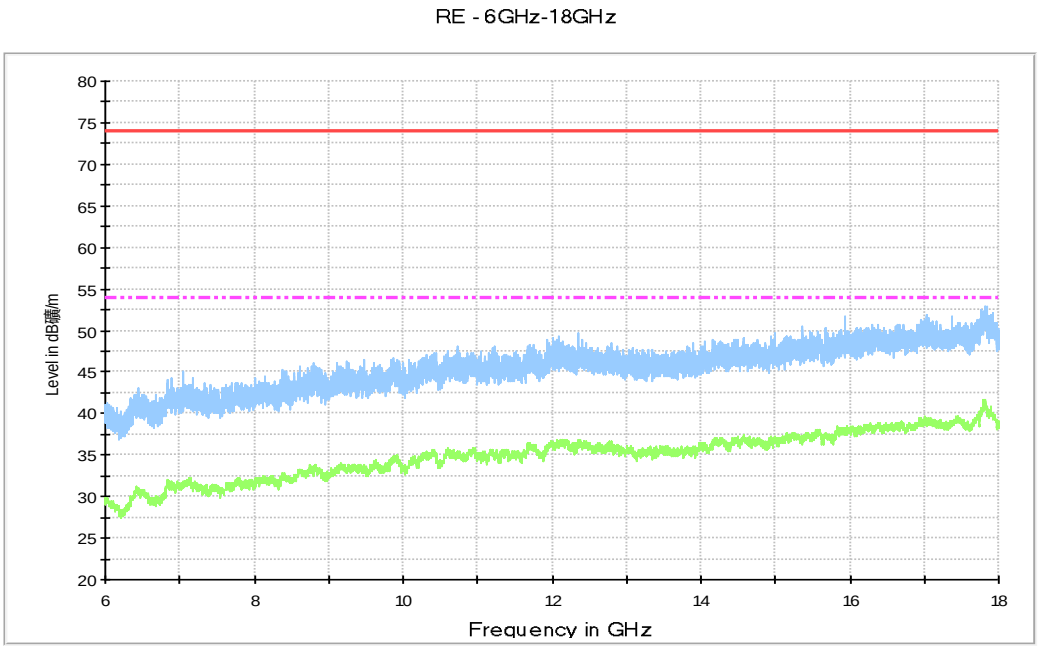

Fig. 43 Radiated Spurious Emission (802.11a, Ch149, 6 GHz-18 GHz)

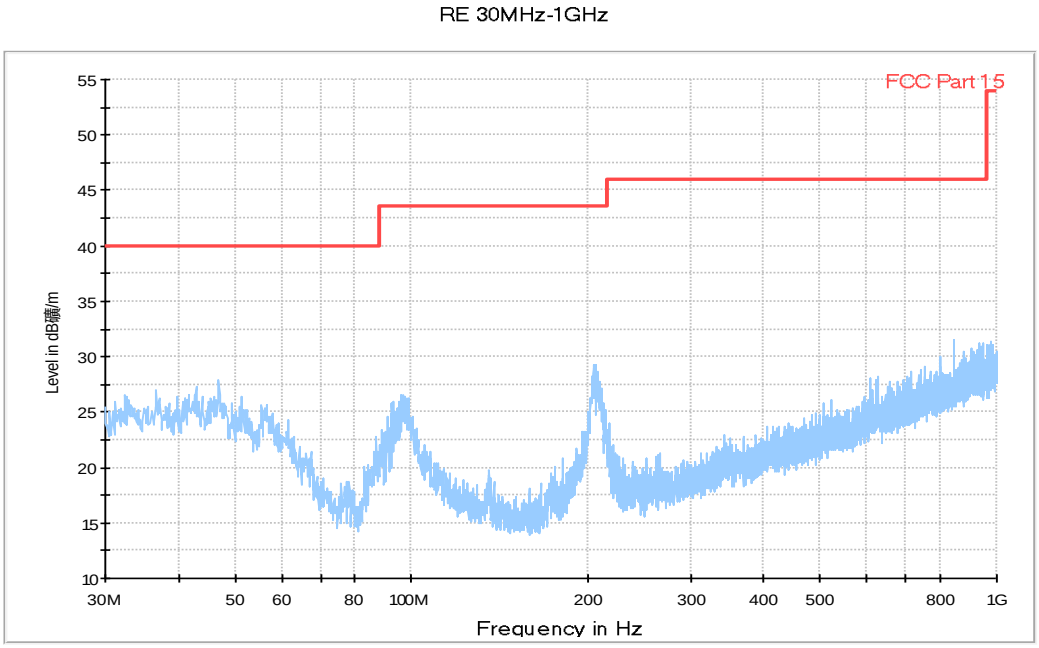

Fig. 44 Radiated Spurious Emission (802.11a, Ch157, 30 MHz-1 GHz)

©Copyright. All rights reserved by CTTL.

RE - 1GHz-3GHz

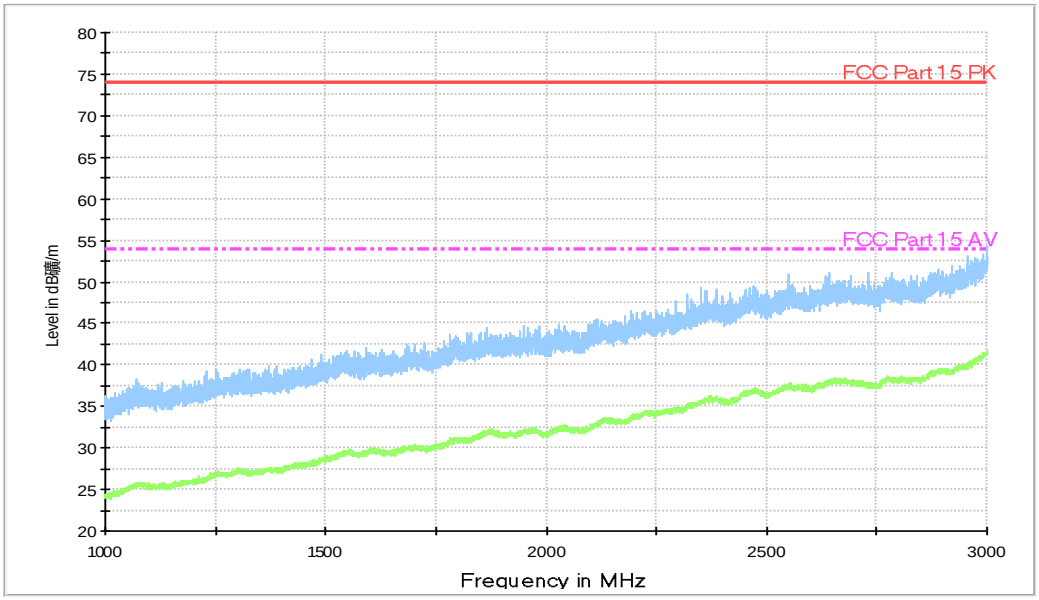

Fig. 45 Radiated Spurious Emission (802.11a, Ch157, 1 GHz-3 GHz)

RE - 3GHz-6GHz

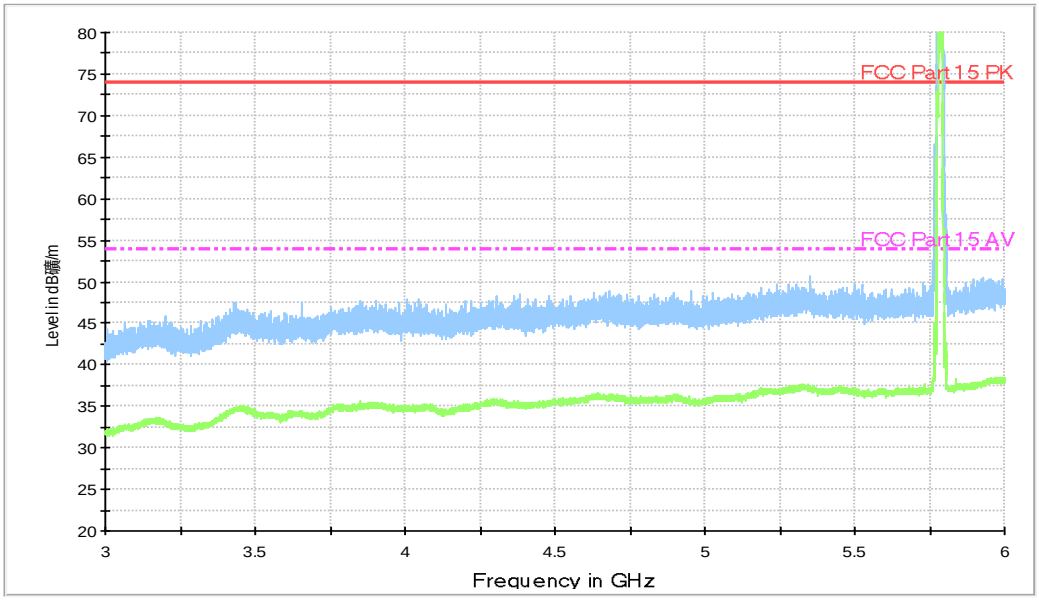

©Copyright. All rights reserved by CTTL.

Fig. 46 Radiated Spurious Emission (802.11a, Ch157, 3 GHz-6 GHz)

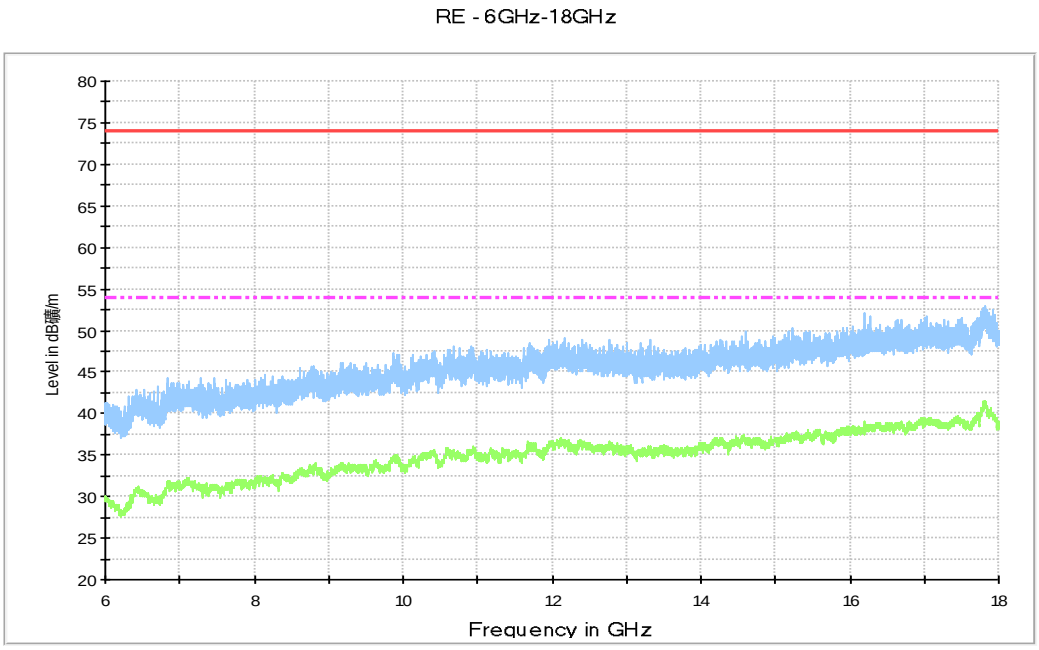

Fig. 47 Radiated Spurious Emission (802.11a, Ch157, 6 GHz-18 GHz)

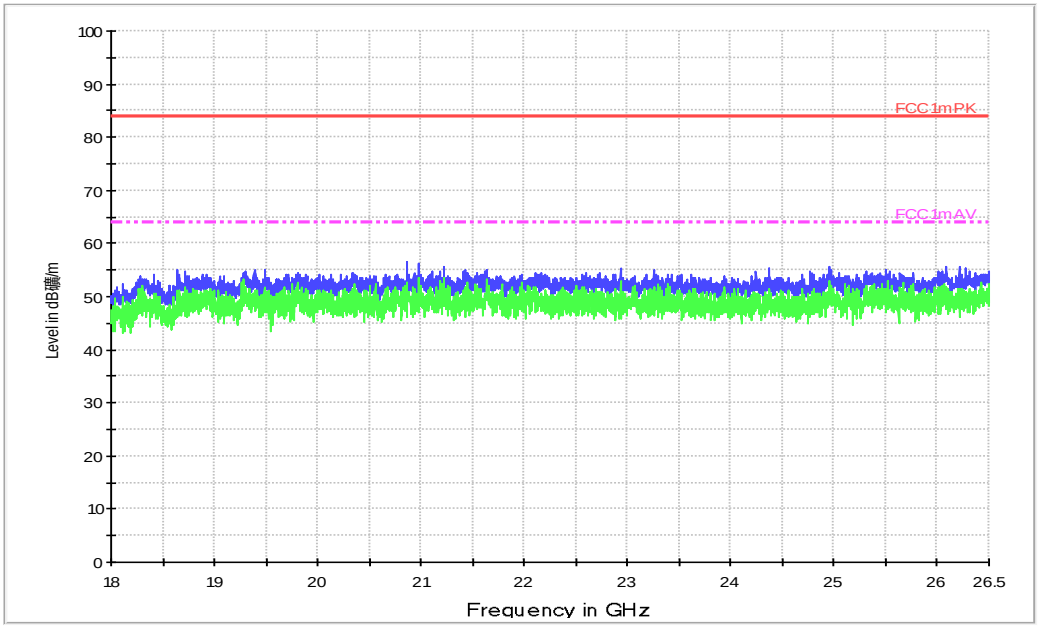

Fig. 48 Radiated Spurious Emission (802.11a, Ch157, 18 GHz-26.5 GHz)

©Copyright. All rights reserved by CTTL.

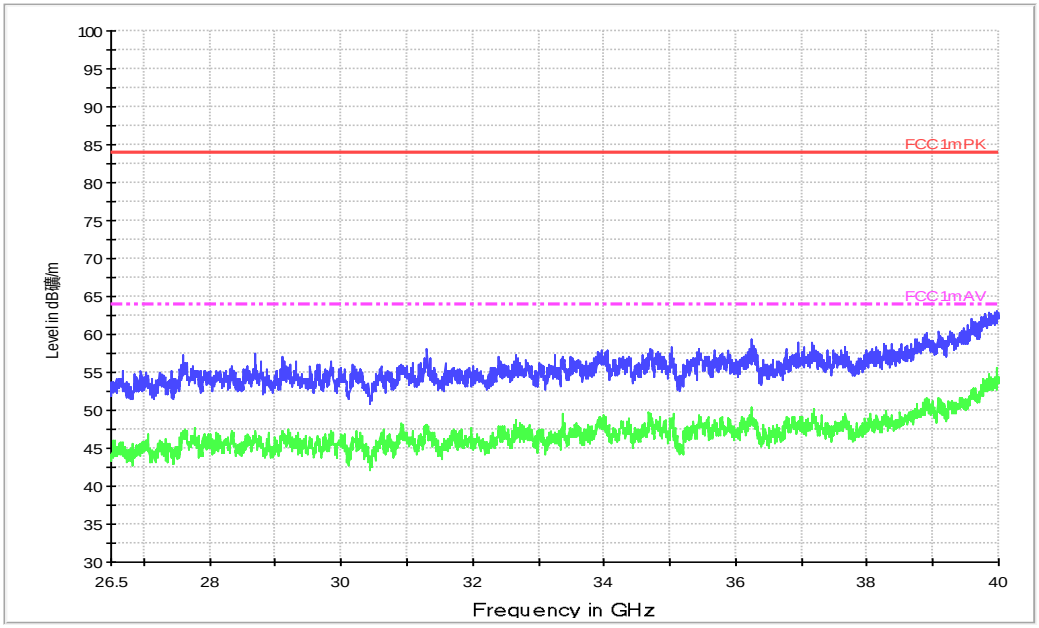

Fig. 49 Radiated emission: 802.11n, (802.11a, Ch157, 26.5 GHz - 40 GHz)

RE - 1GHz-3GHz

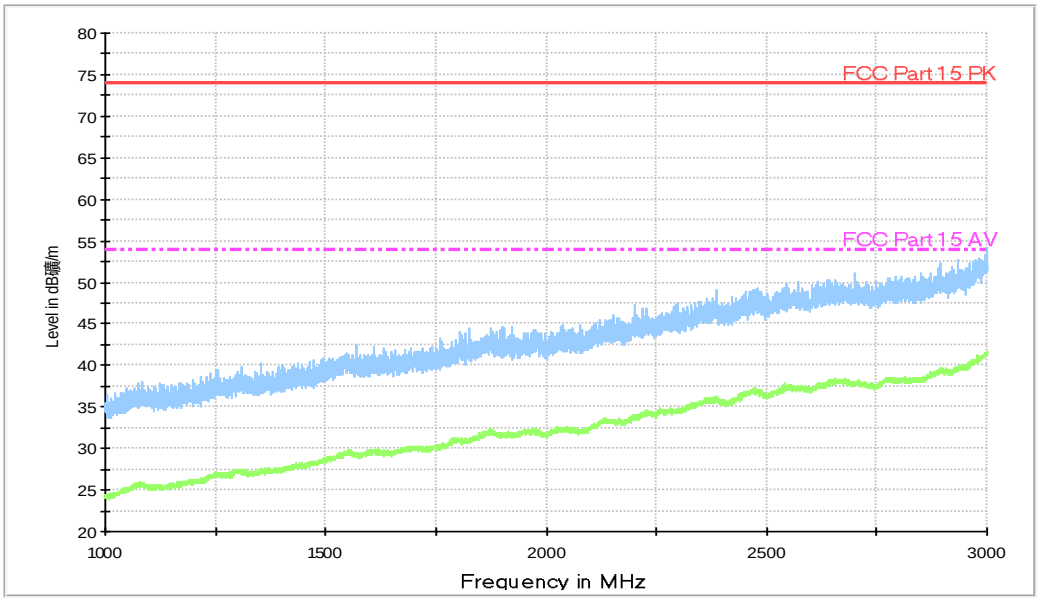

©Copyright. All rights reserved by CTTL.

Fig. 50 Radiated Spurious Emission (802.11a, Ch165, 1 GHz-3 GHz)

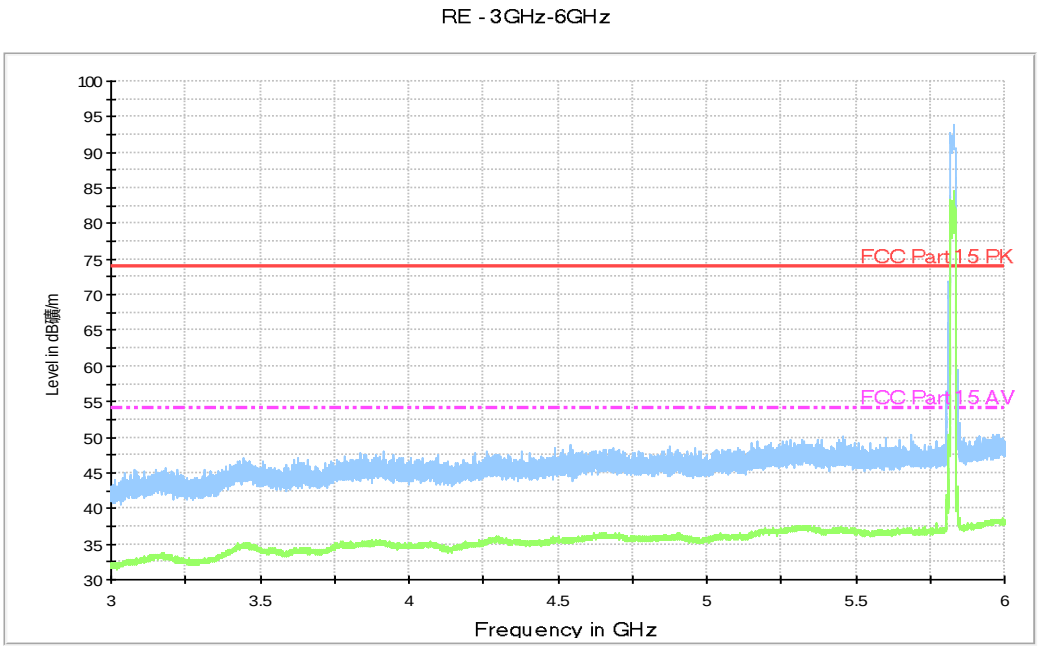

Fig. 51 Radiated Spurious Emission (802.11a, Ch165, 3 GHz-6 GHz)

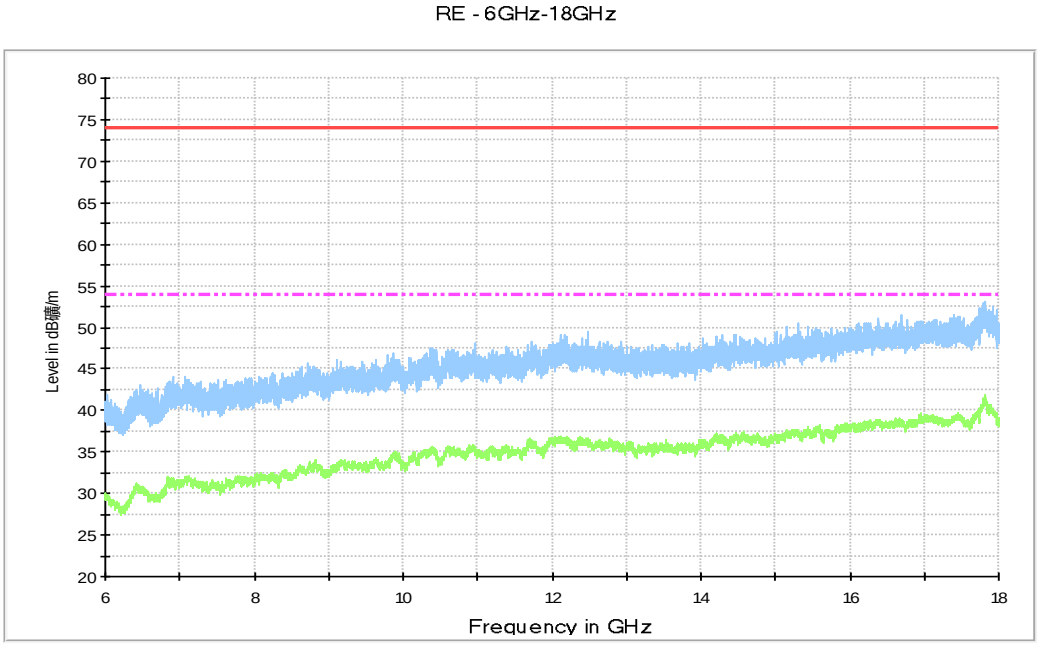

Fig. 52 Radiated Spurious Emission (802.11a, Ch165, 6 GHz-18 GHz)

©Copyright. All rights reserved by CTTL.

RE - 1GHz-3GHz

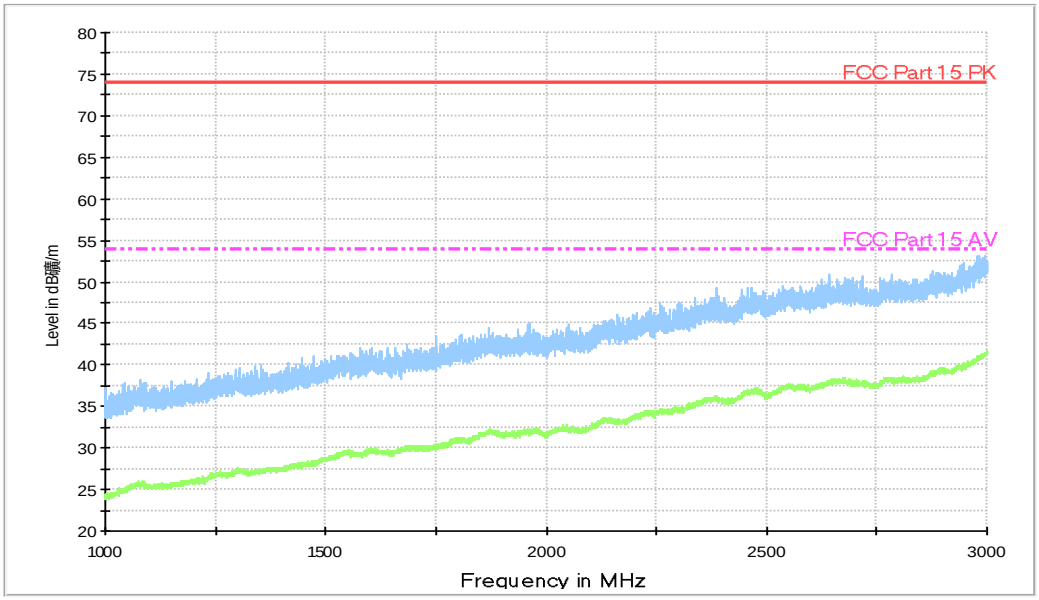

Fig. 53 Radiated Spurious Emission (802.11n-HT20, Ch149, 1 GHz-3 GHz)

RE - 3GHz-6GHz

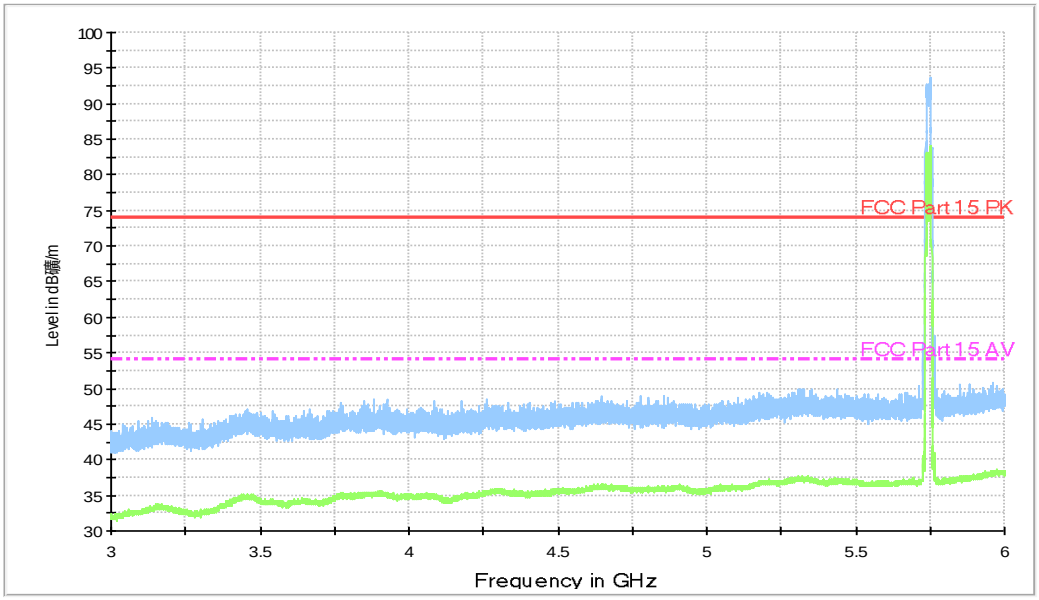

©Copyright. All rights reserved by CTTL.

Fig. 54 Radiated Spurious Emission (802.11n-HT20, Ch149, 3 GHz-6 GHz)

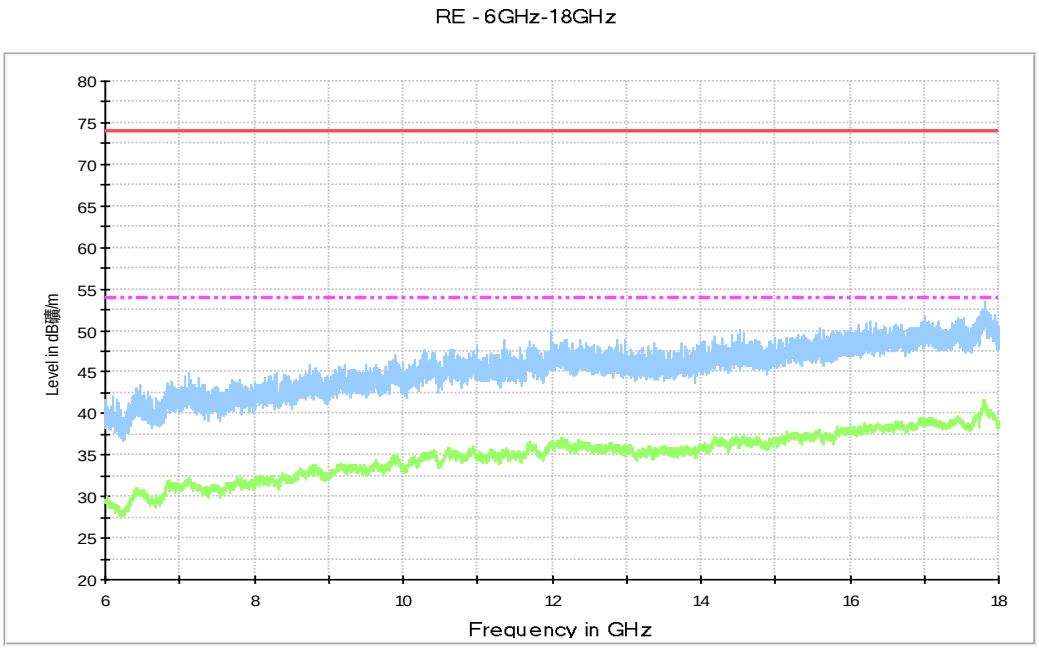

Fig. 55 Radiated Spurious Emission (802.11n-HT20, Ch149, 6 GHz-18 GHz)

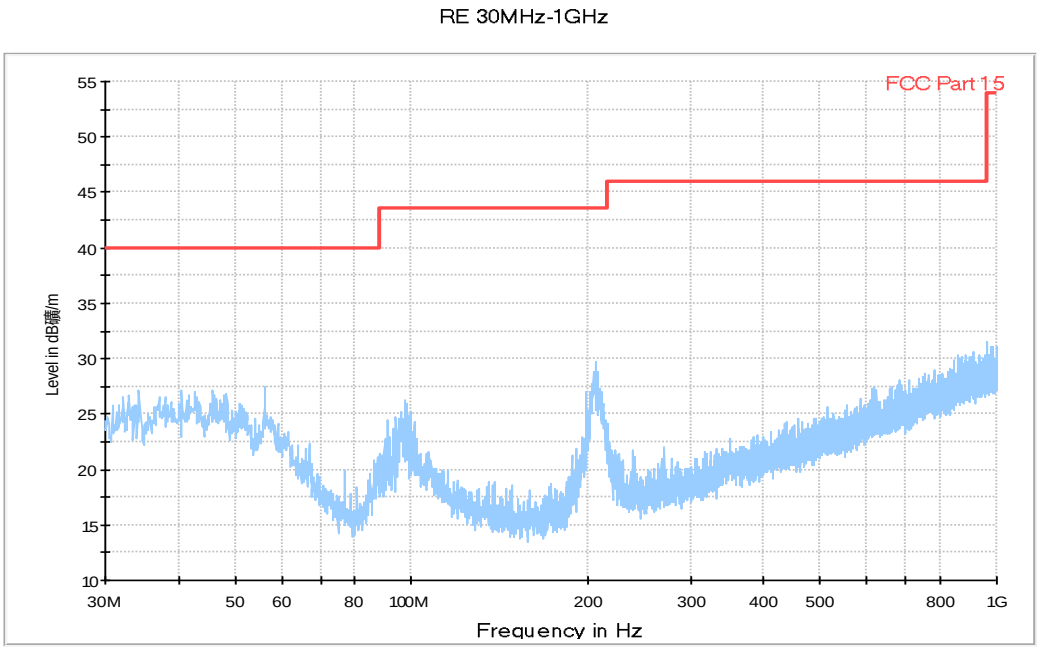

Fig. 56 Radiated Spurious Emission (802.11n-HT20, Ch157, 30 MHz-1 GHz)

©Copyright. All rights reserved by CTTL.

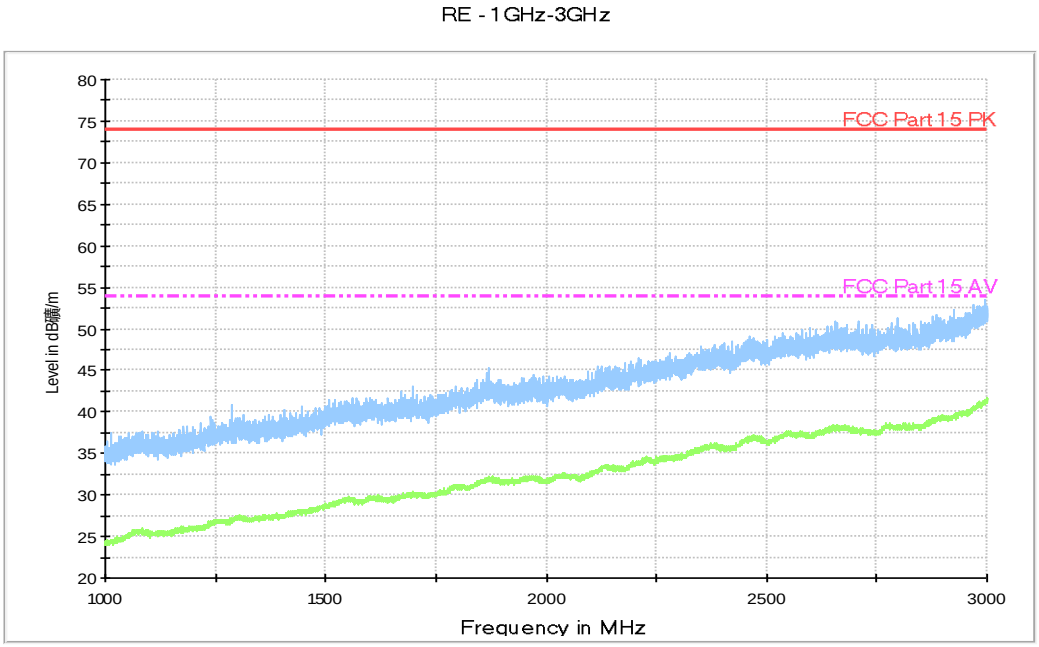

Fig. 57 Radiated Spurious Emission (802.11n-HT20, Ch157, 1 GHz-3 GHz)

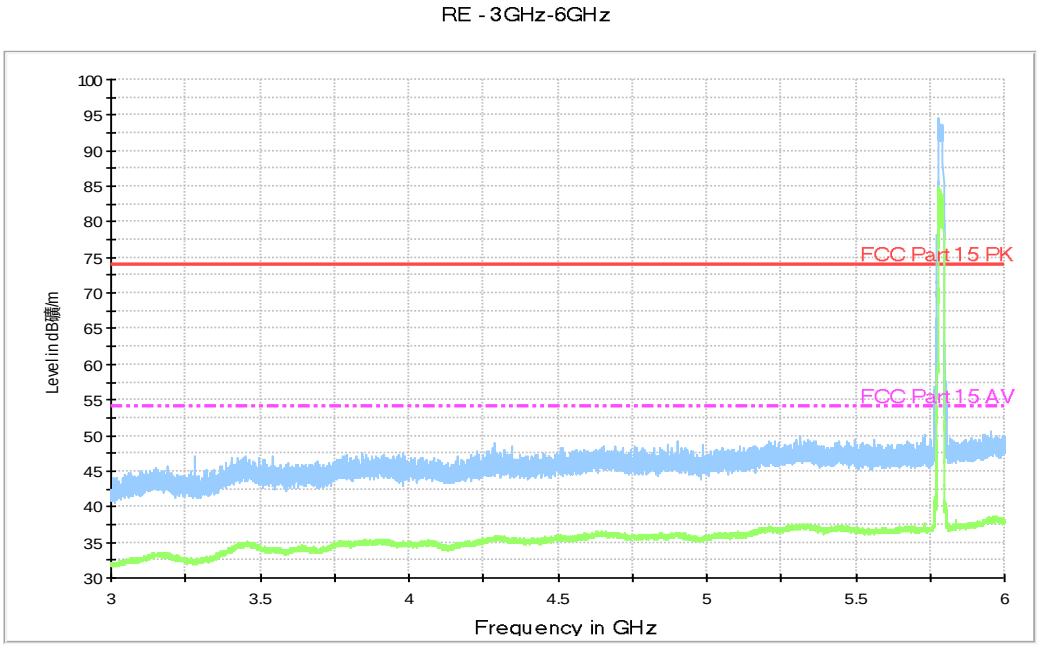

©Copyright. All rights reserved by CTTL.

Fig. 58 Radiated Spurious Emission (802.11n-HT20, Ch157, 3 GHz-6 GHz)

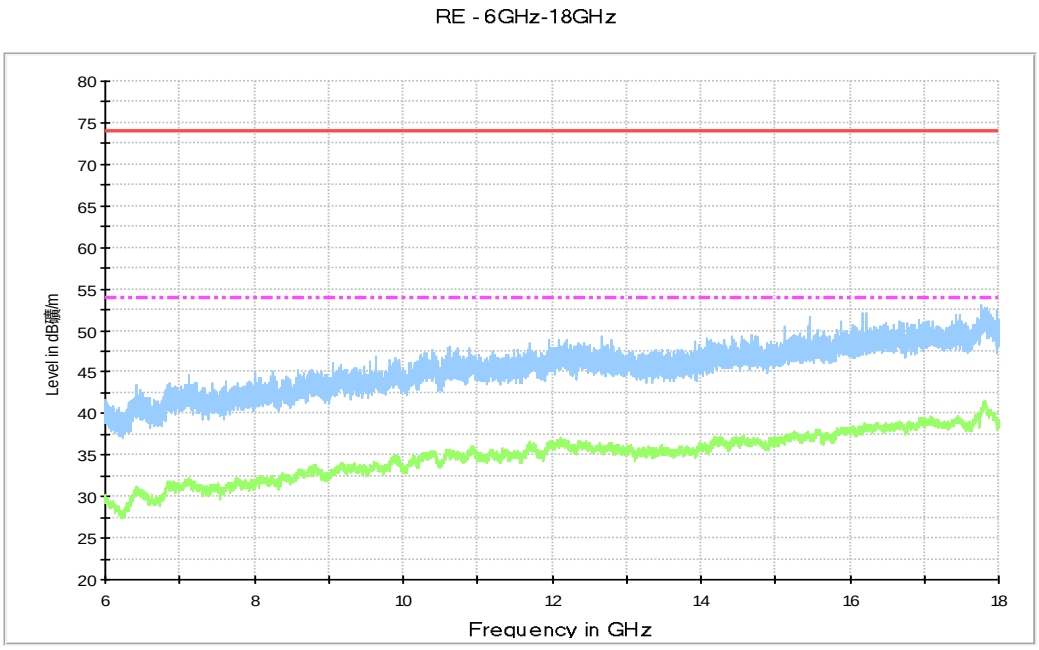

Fig. 59 Radiated Spurious Emission (802.11n-HT20, Ch157, 6 GHz-18 GHz)

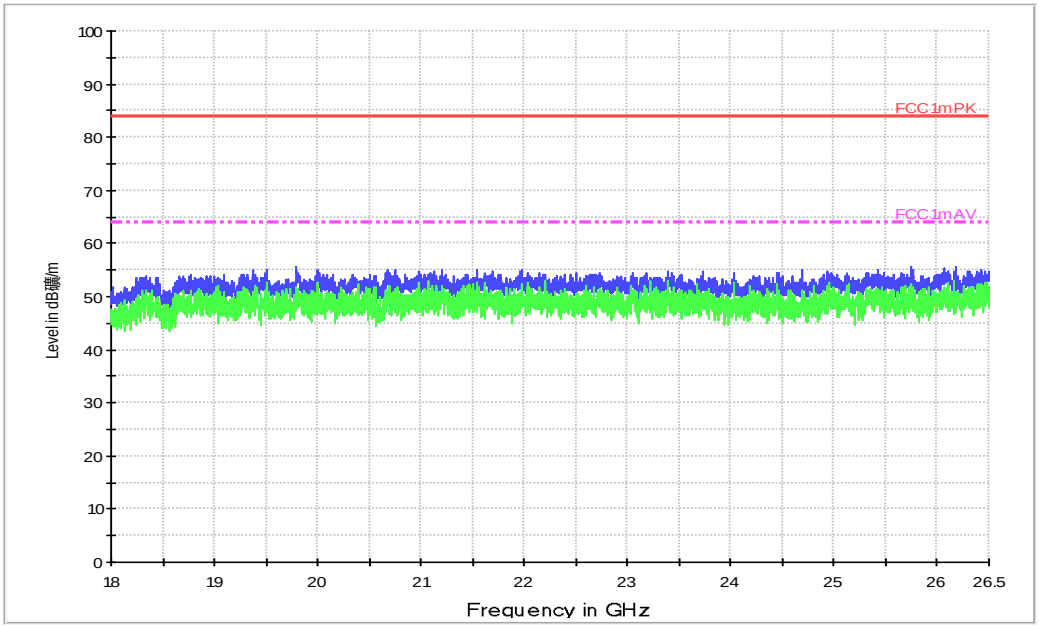

Fig. 60 Radiated Spurious Emission (802.11n-HT20, Ch157, 18 GHz-26.5 GHz)

©Copyright. All rights reserved by CTTL.

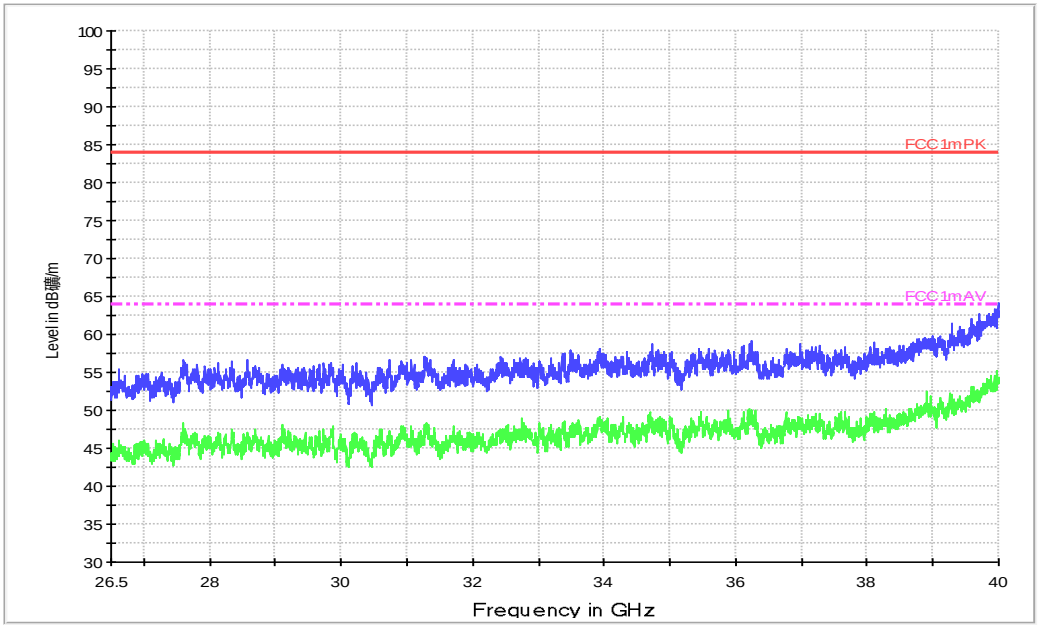

Fig. 61 Radiated emission: 802.11n, (802.11n-HT20, Ch157, 26.5 GHz - 40 GHz)

RE - 1GHz-3GHz

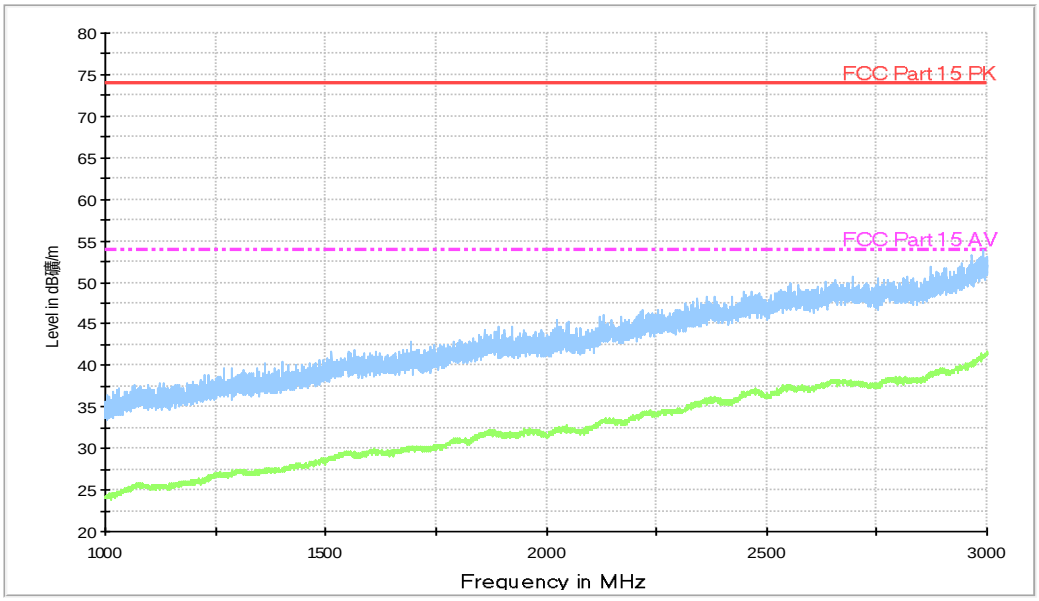

©Copyright. All rights reserved by CTTL.

Fig. 62 Radiated Spurious Emission (802.11n-HT20, Ch165, 1 GHz-3 GHz)

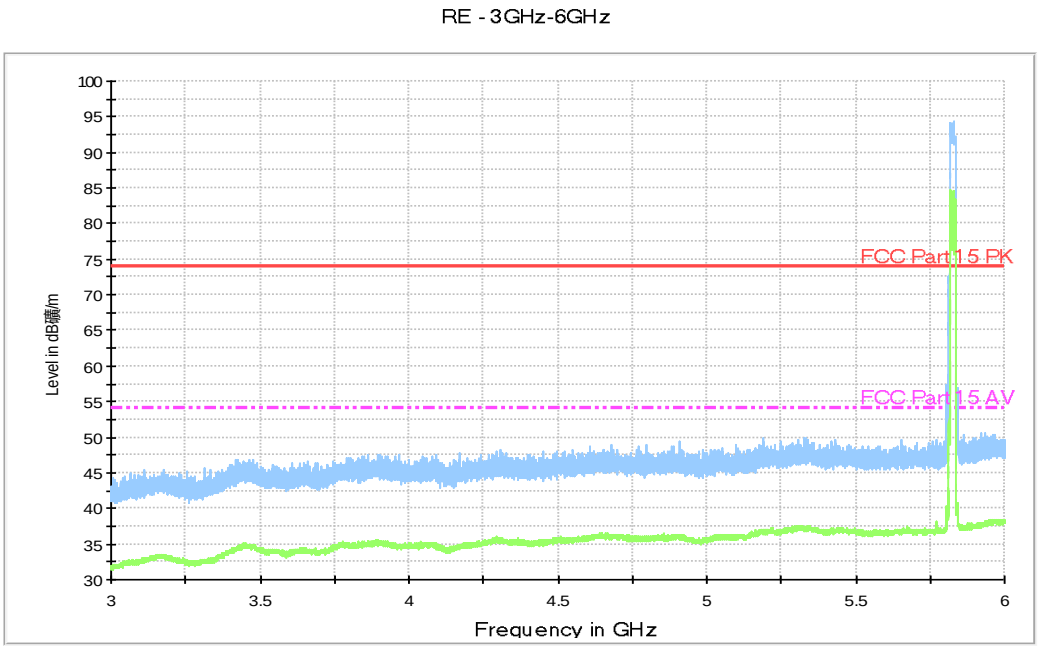

Fig. 63 Radiated Spurious Emission (802.11n-HT20, Ch165, 3 GHz-6 GHz)

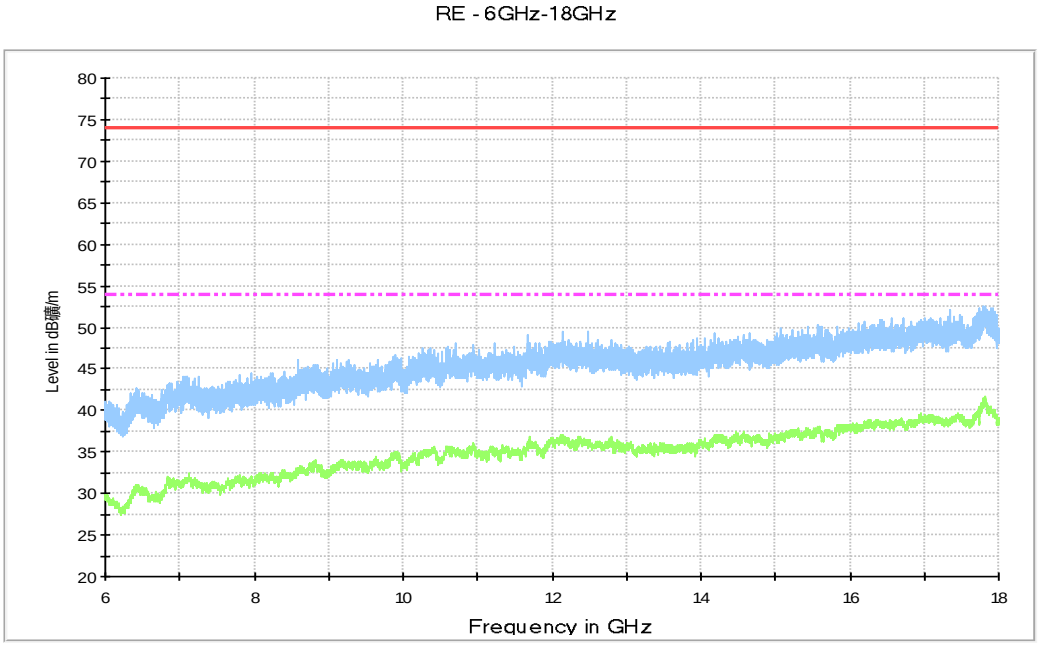

Fig. 64 Radiated Spurious Emission (802.11n-HT20, Ch165, 6 GHz-18 GHz)

©Copyright. All rights reserved by CTTL.

RE 30MHz-1GHz

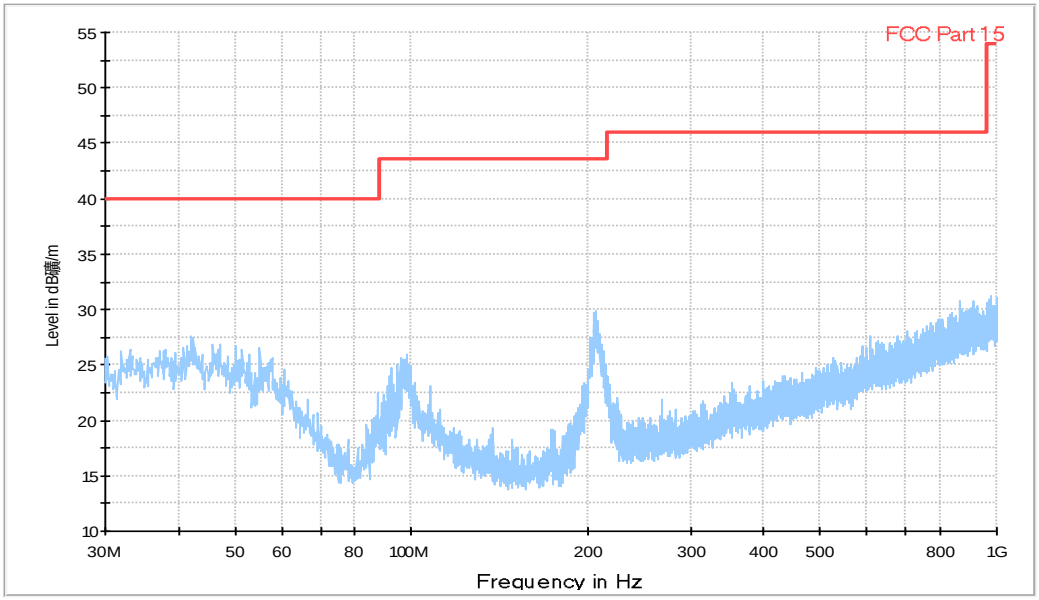

Fig. 65 Radiated Spurious Emission (802.11n-HT40, Ch151, 30 MHz-1 GHz)

RE - 1GHz-3GHz

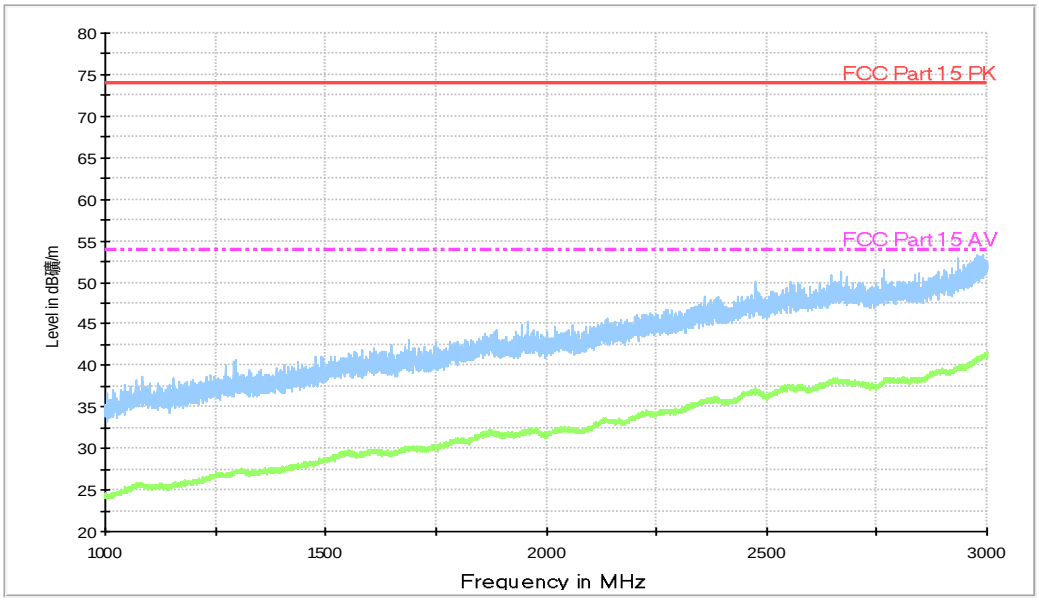

©Copyright. All rights reserved by CTTL.

Fig. 66 Radiated Spurious Emission (802.11n-HT40, Ch151, 1 GHz-3 GHz)

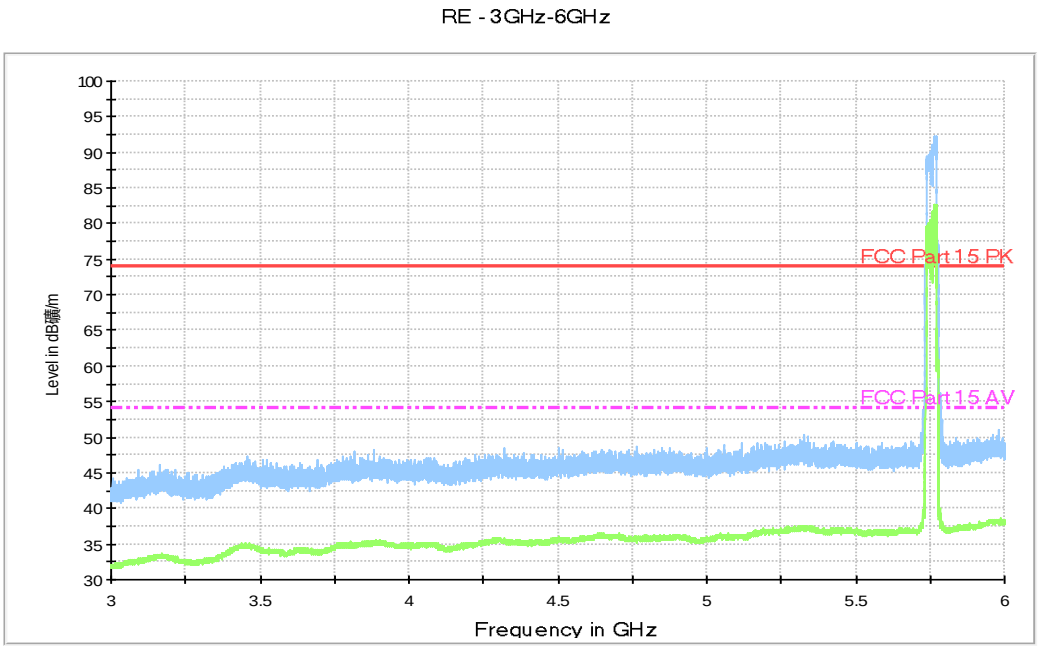

Fig. 67 Radiated Spurious Emission (802.11n-HT40, Ch151, 3 GHz-6 GHz)

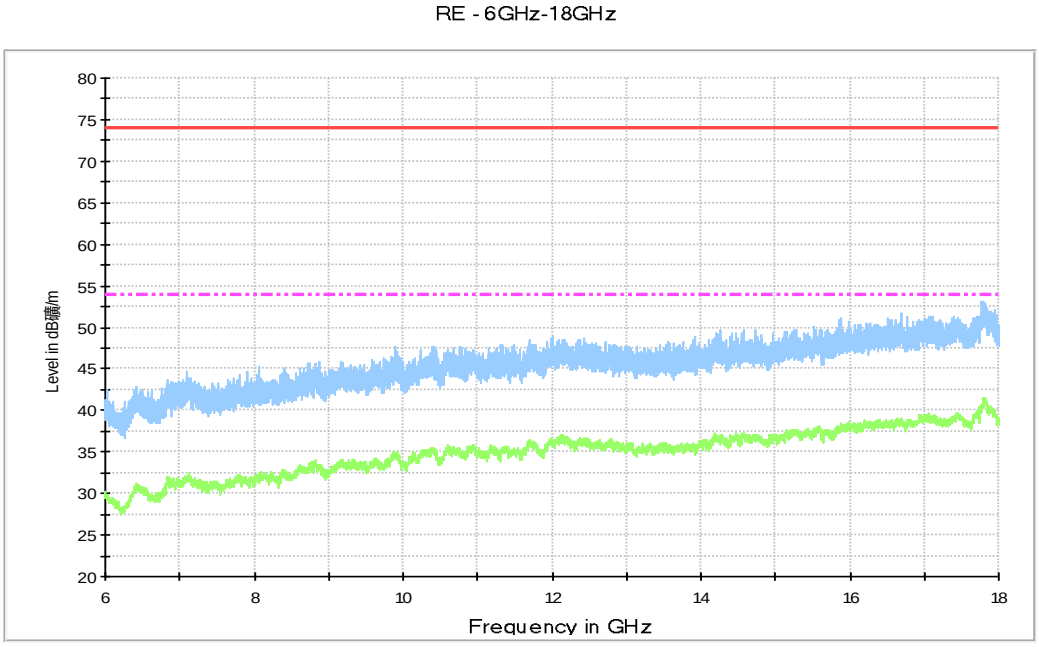

Fig. 68 Radiated Spurious Emission (802.11n-HT40, Ch151, 6 GHz-18 GHz)

©Copyright. All rights reserved by CTTL.

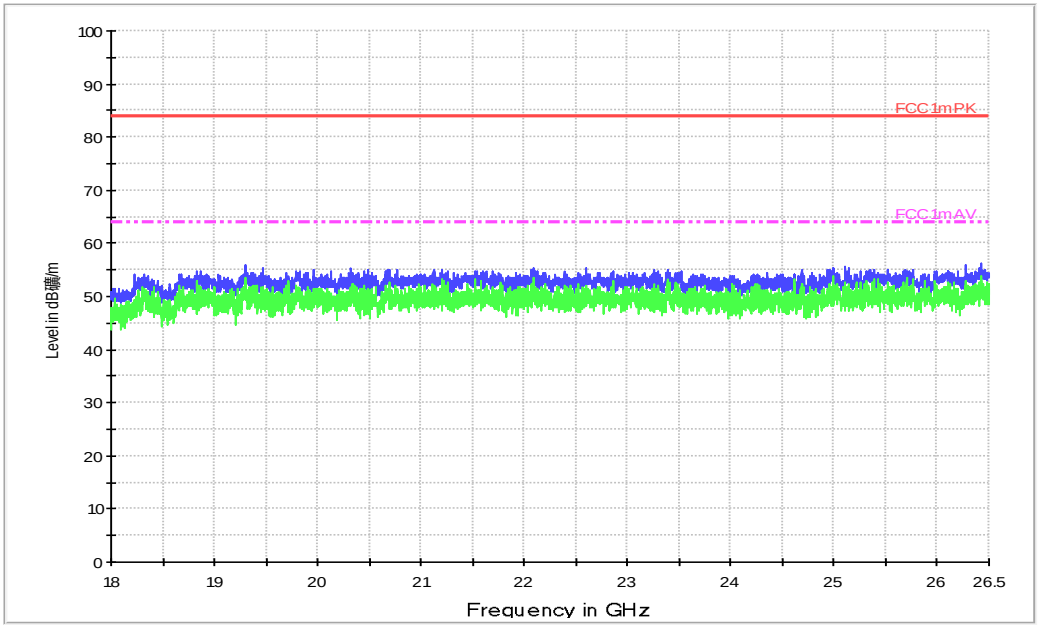

Fig. 69 Radiated Spurious Emission (802.11n-HT40, Ch151, 18 GHz-26.5 GHz)

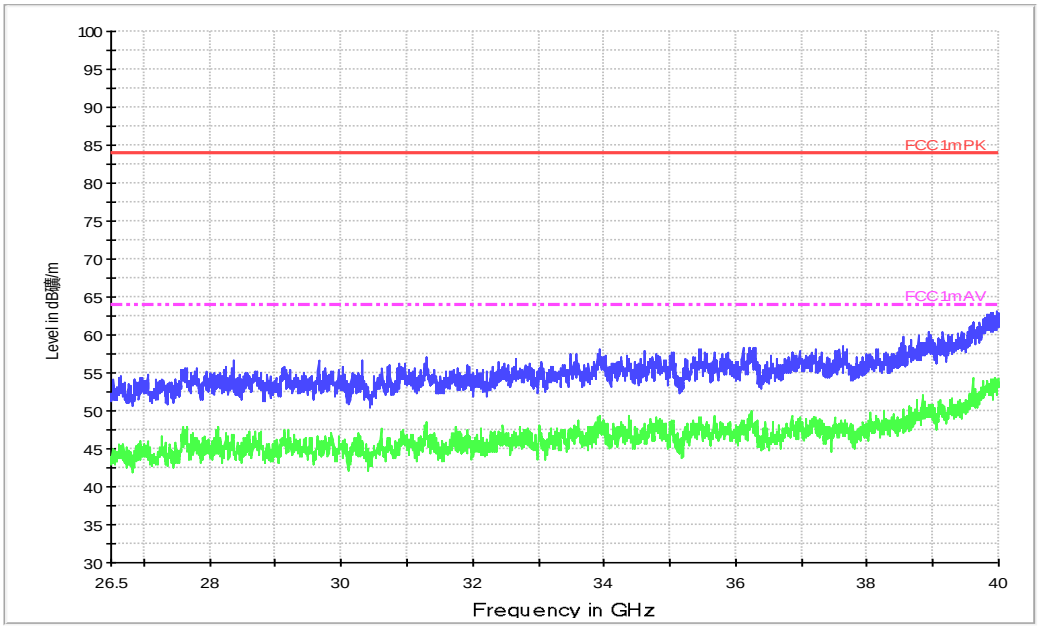

Fig. 70 Radiated emission: 802.11n, (802.11n-HT40, Ch151, 26.5 GHz - 40 GHz)

©Copyright. All rights reserved by CTTL.

RE - 1GHz-3GHz

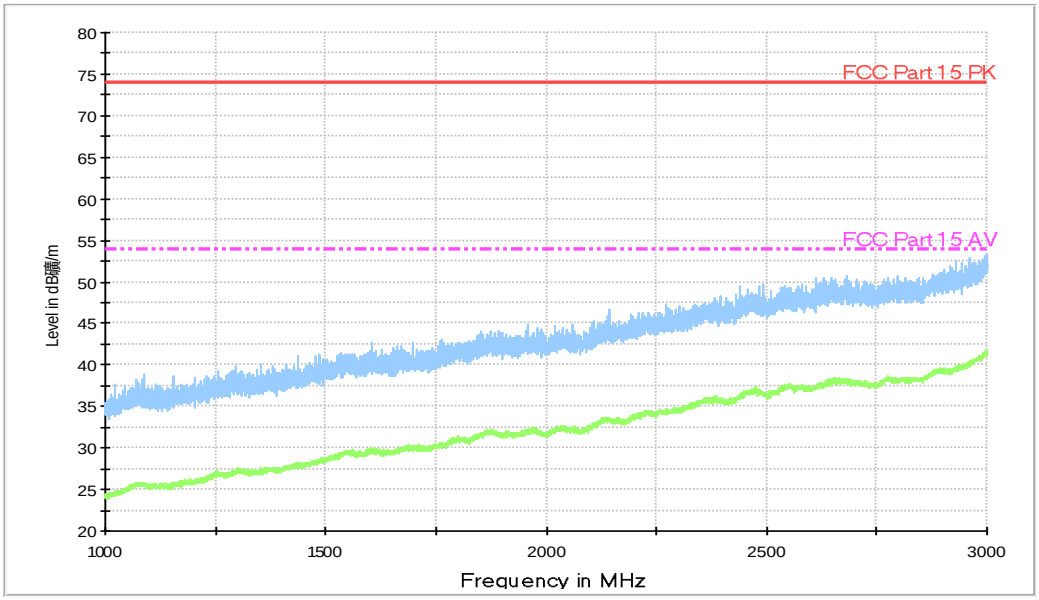

Fig. 71 Radiated Spurious Emission (802.11n-HT40, Ch159 1 GHz-3 GHz)

RE - 3GHz-6GHz

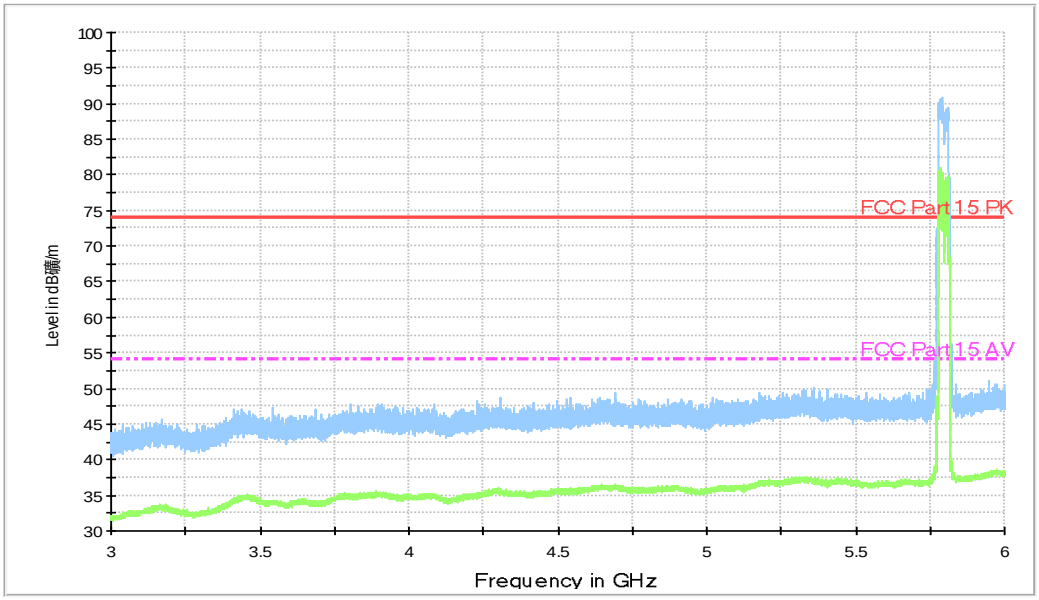

©Copyright. All rights reserved by CTTL.

Fig. 72 Radiated Spurious Emission (802.11n-HT40, Ch159 3 GHz-6 GHz)

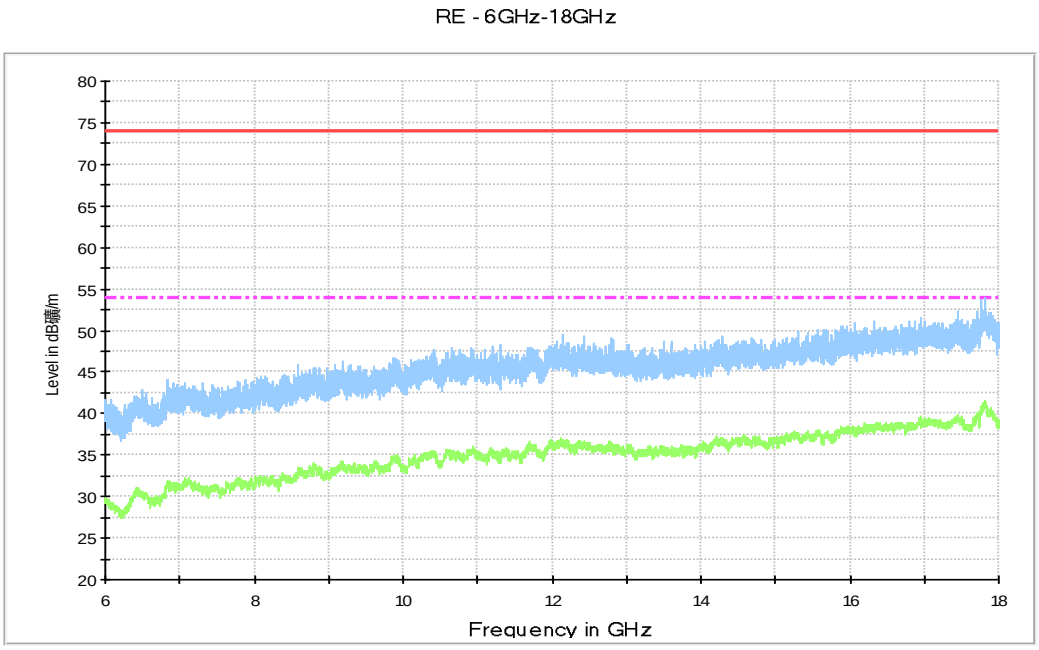

Fig. 73 Radiated Spurious Emission (802.11n-HT40, Ch159, 6 GHz-18 GHz)

©Copyright. All rights reserved by CTTL.

A.6. Band Edges Compliance

A6.1 Band Edges - conducted

Measurement Limit:

Standard	Frequency (MHz)	Limit (dBm/MHz)
FCC 47 CFR Part 15.407（b）（4）	5715MHz~5860MHz	< -17
	Below 5715MHz, Above5860MHz	< -27

The measurement is made according to KDB 789033 D02

Measurement Uncertainty:

Measurement Uncertainty	0.75dB

Measurement Result:

Mode	Channel	Test Results	Conclusion
802.11a	5745 MHz	Fig.74	P
	5825 MHz	Fig.75	P
802.11n HT20	5745 MHz	Fig.76	P
	5825 MHz	Fig.77	P
802.11n HT40	5755 MHz	Fig.78	P
	5795 MHz	Fig.79	P

Conclusion: PASS

Test graphs as below:

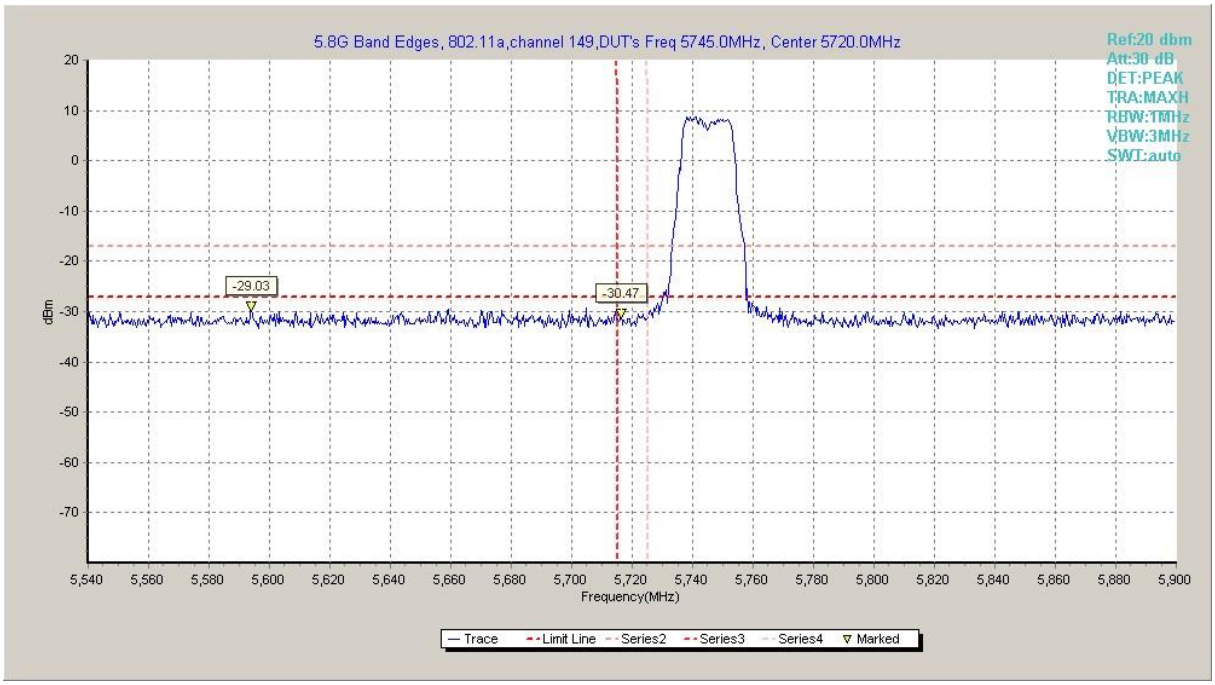

Fig. 74 Band Edges (802.11a, 5745MHz)

©Copyright. All rights reserved by CTTL.

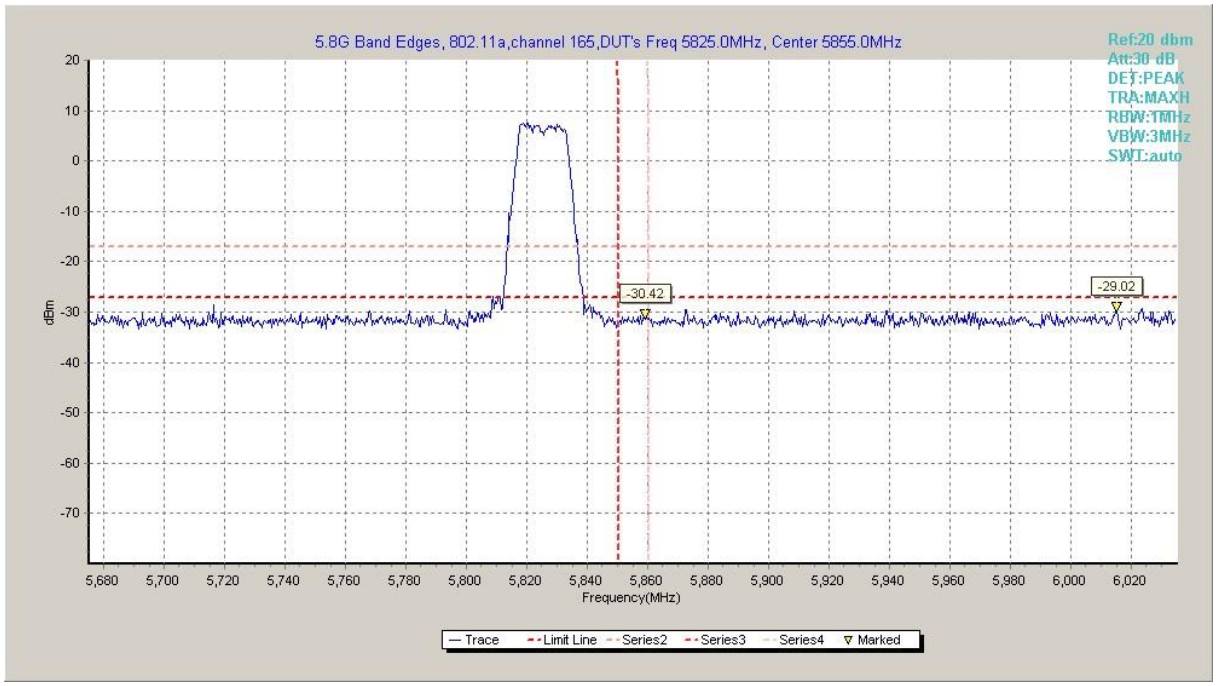

Fig. 75 Band Edges (802.11a, 5825MHz)

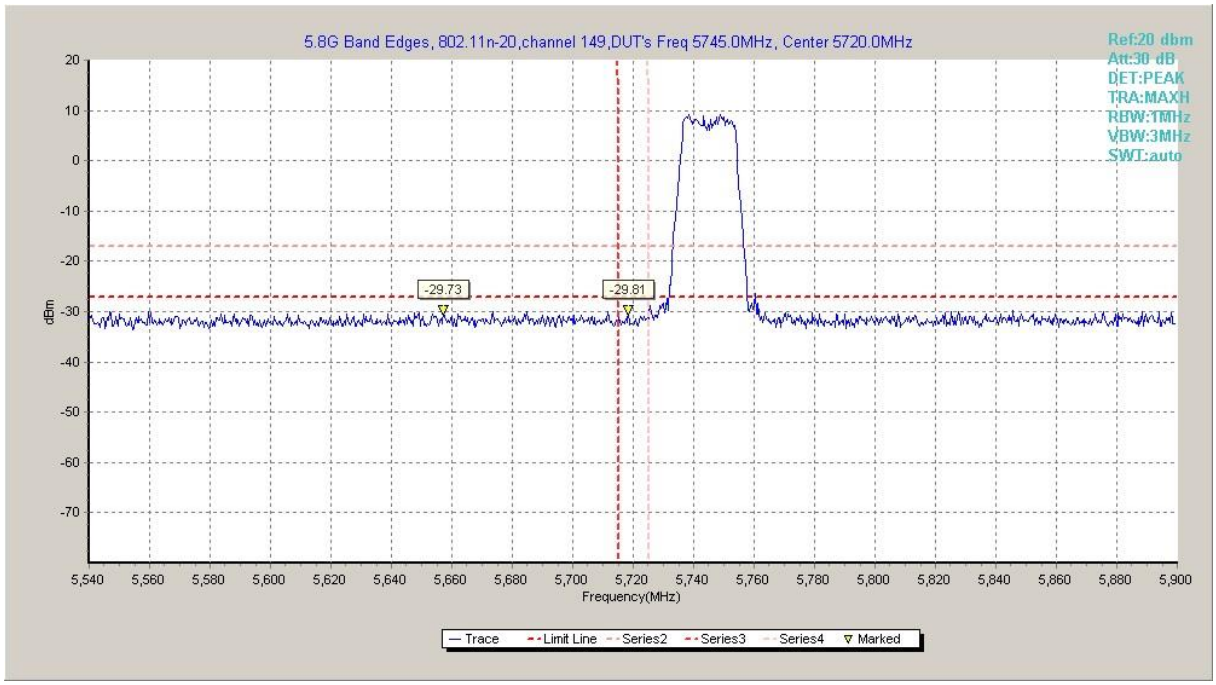

Fig. 76 Band Edges (802.11n-HT20, 5745MHz)

©Copyright. All rights reserved by CTTL.

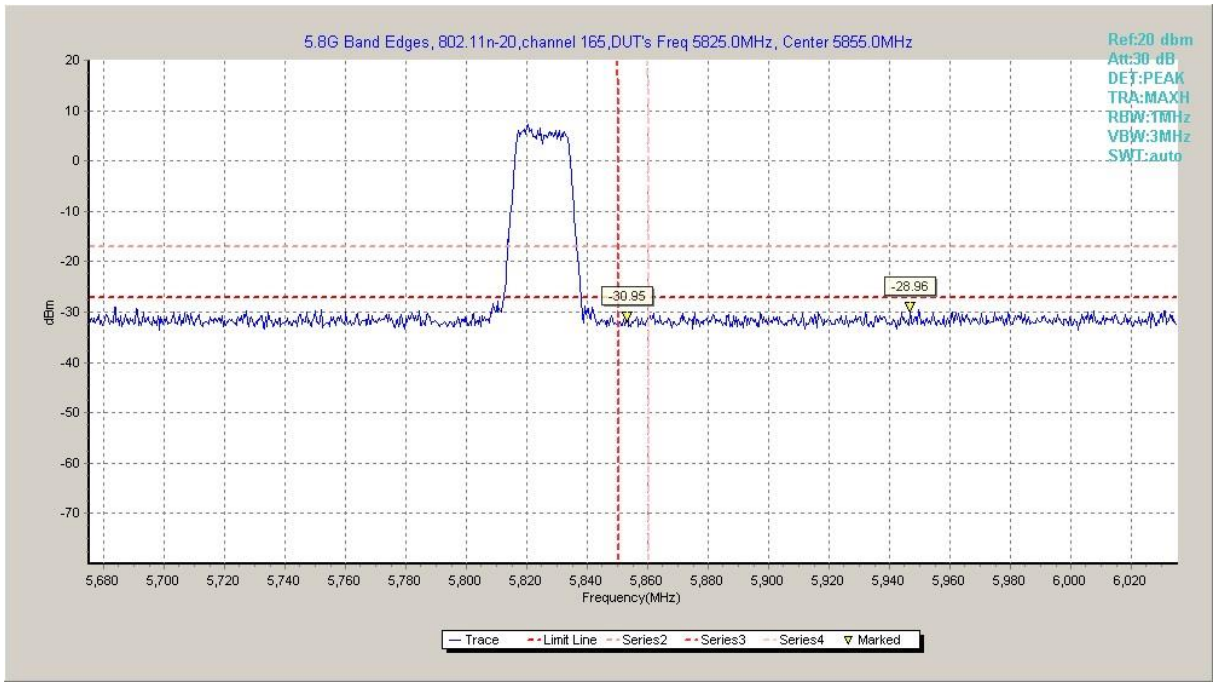

Fig. 77 Band Edges (802.11n-HT20, 5825MHz)

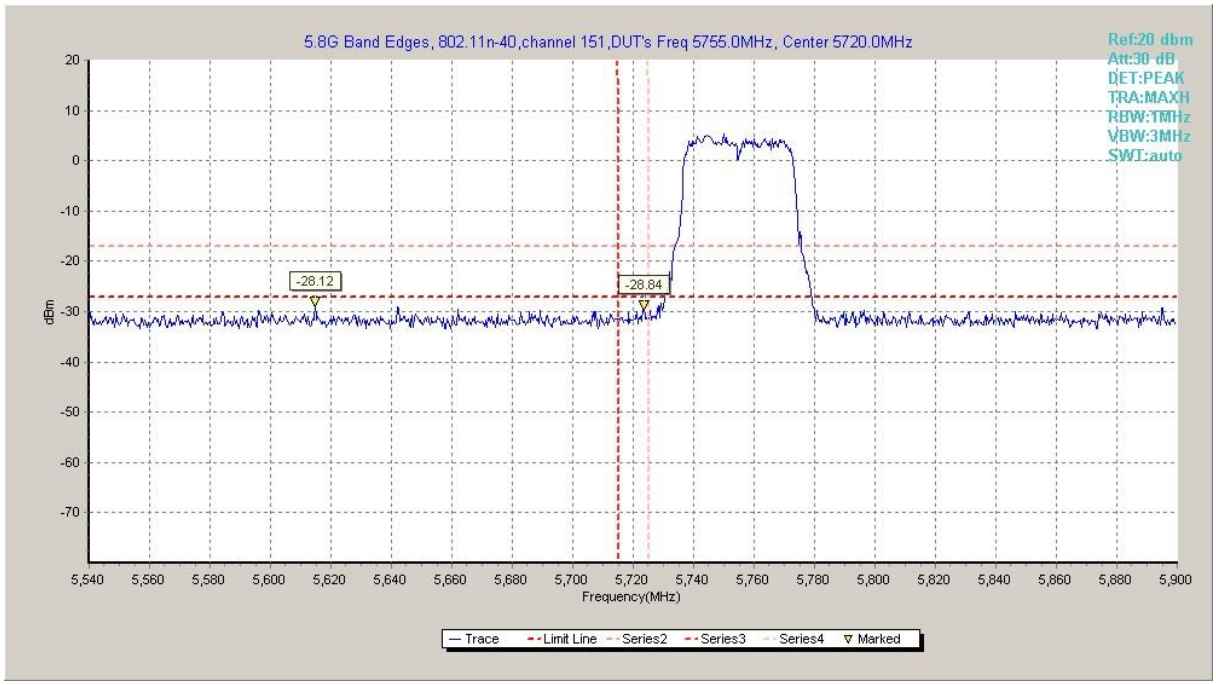

Fig. 78 Band Edges (802.11n-HT40, 5755MHz)

©Copyright. All rights reserved by CTTL.

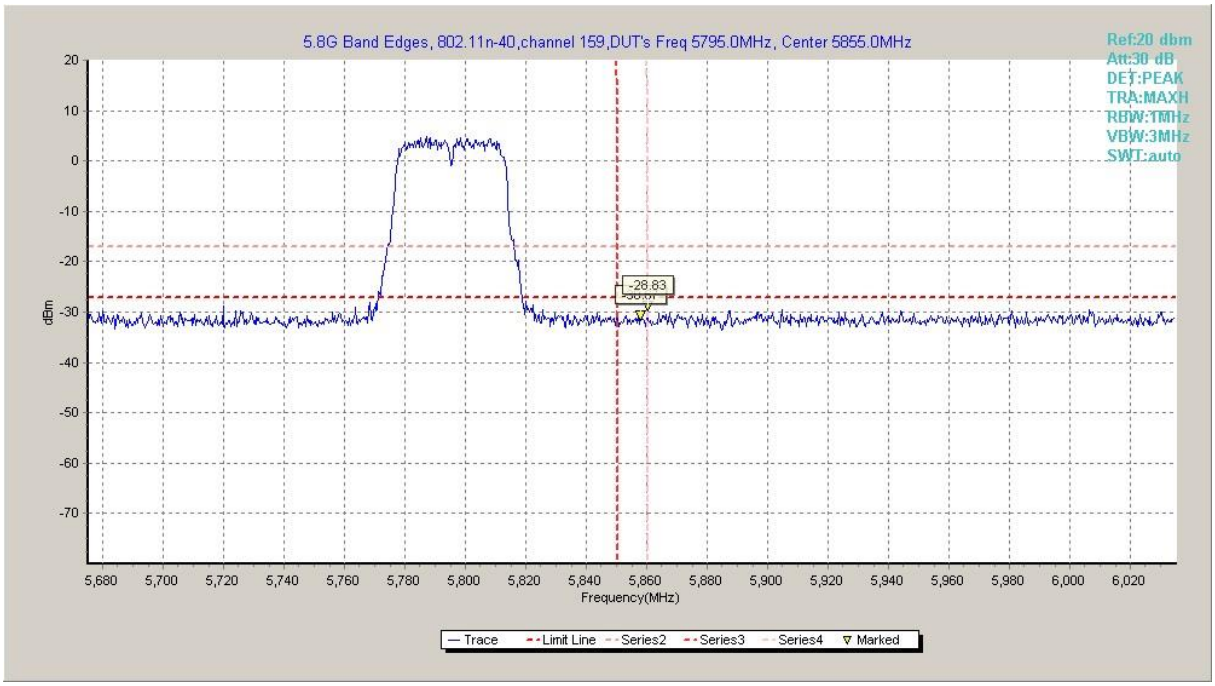

Fig. 79 Band Edges (802.11n-HT40, 5795MHz)

A6.2 Band Edges - Radiated

Measurement Limit:

Standard	Limit (dB μ V/m)	
FCC 47 CFR Part 15.209	Peak	74
	Average	54

The measurement is made according to KDB 789033 D02

In addition, radiated emissions which fall in the restricted bands, as defined in § 15.205(a), must also comply with the radiated emission limits specified in § 15.209(a) (see § 15.205(c)).

Measurement Result:

Mode	Channel	Test Results	Conclusion
802.11a	5745 MHz	Fig.80	P
	5825 MHz	Fig.81	P
802.11n HT20	5745 MHz	Fig.82	P
	5825 MHz	Fig.83	P
802.11n HT40	5755 MHz	Fig.84	P
	5795 MHz	Fig.85	P

Conclusion: PASS

Test graphs as below:

©Copyright. All rights reserved by CTTL.

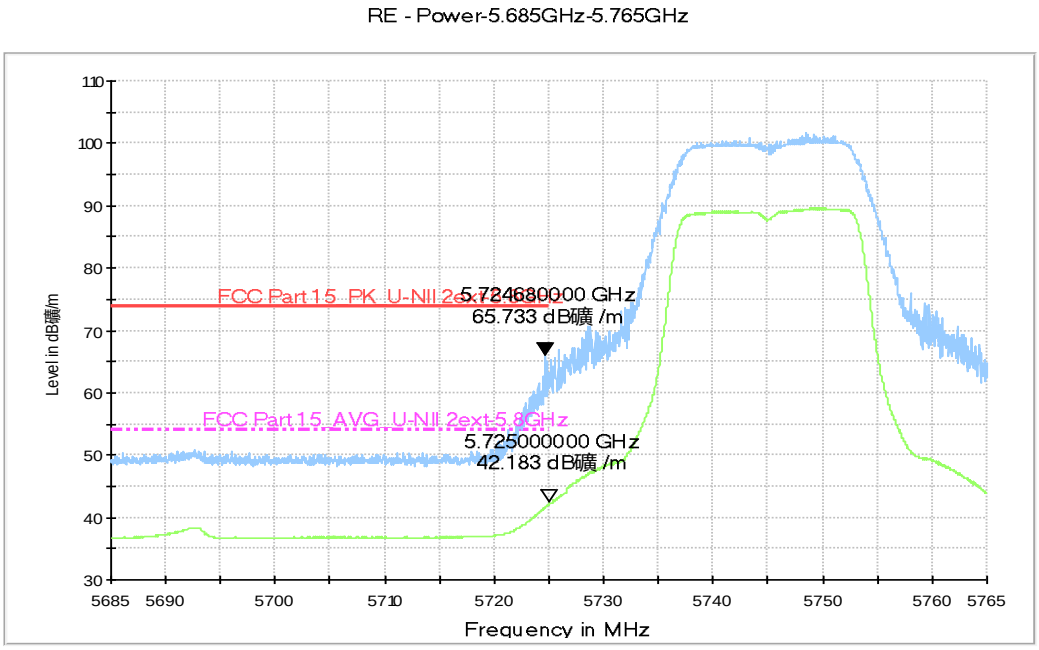

Fig. 80 Band Edges (802.11a, 5745MHz)

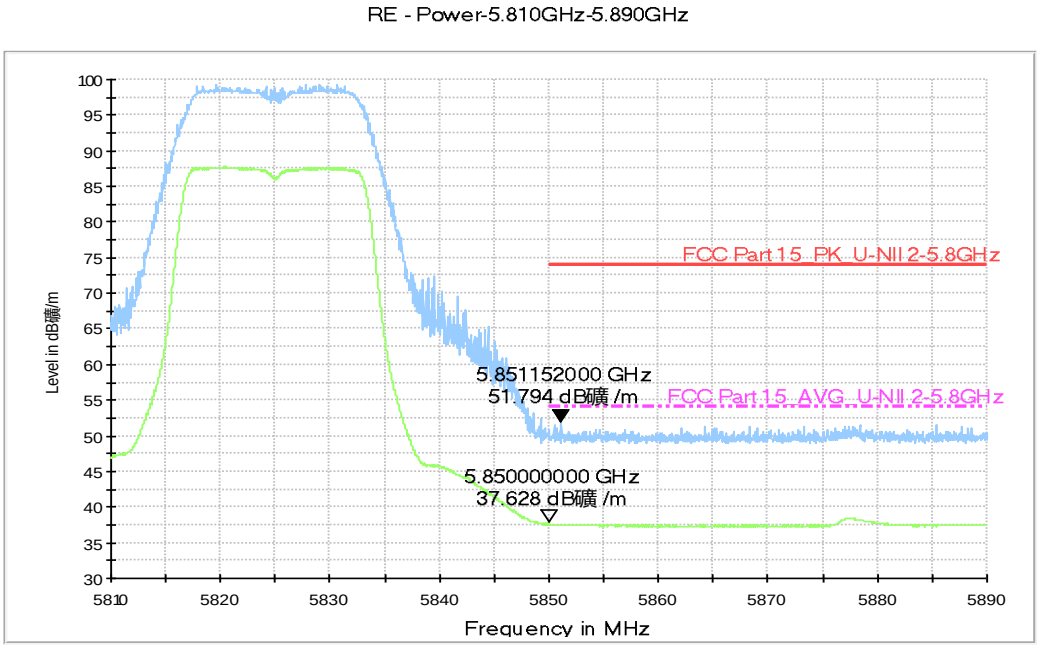

Fig. 81 Band Edges (802.11a, 5825MHz)

©Copyright. All rights reserved by CTTL.

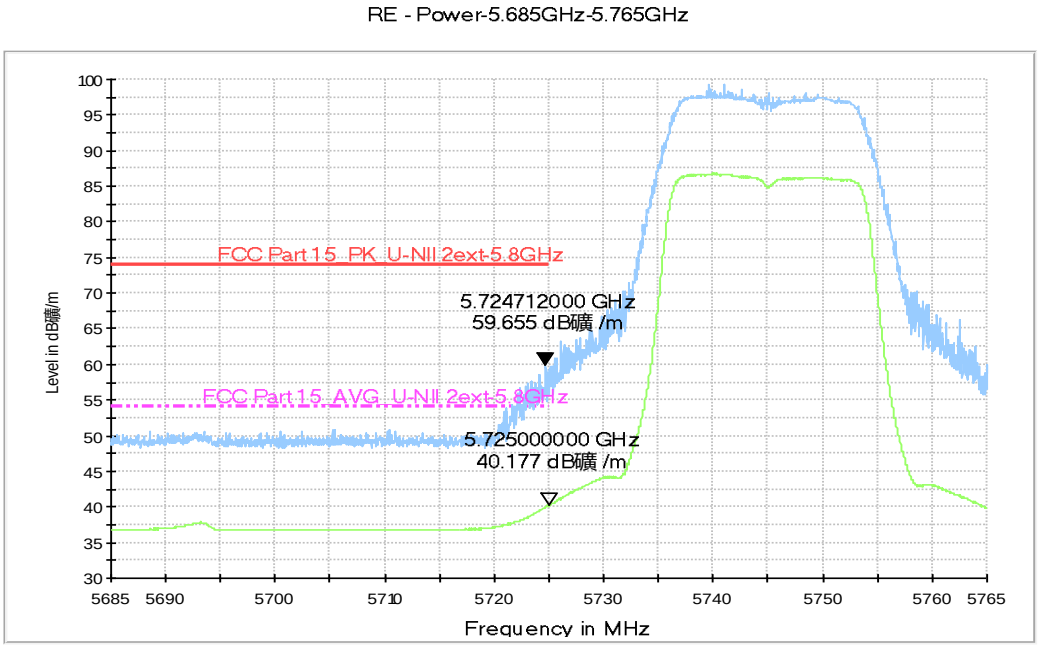

Fig. 82 Band Edges (802.11n-HT20, 5745MHz)

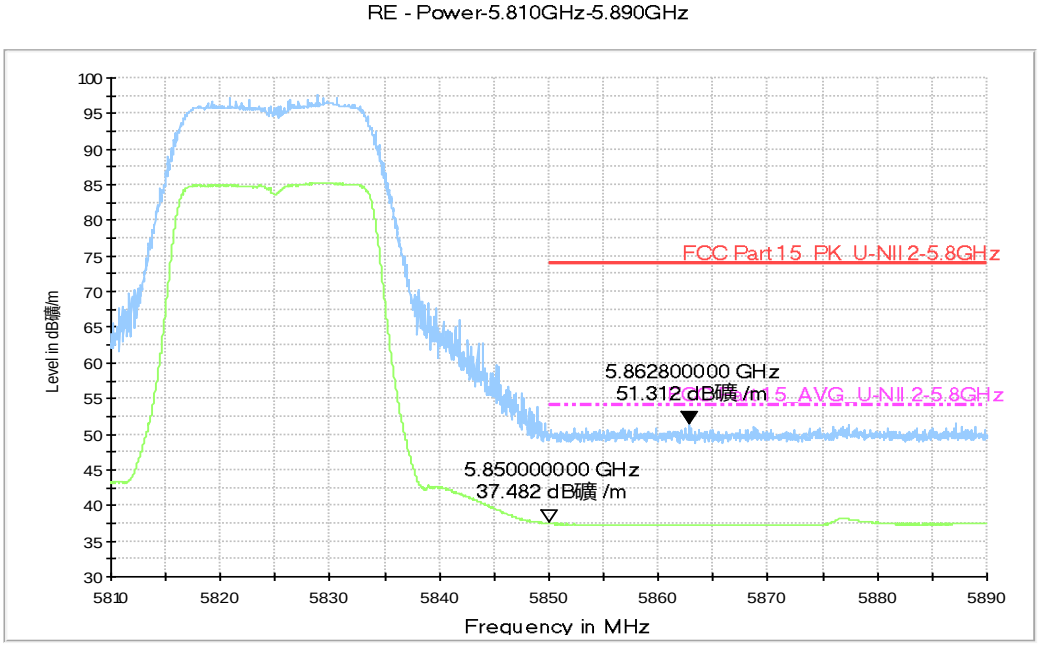

Fig. 83 Band Edges (802.11n-HT20, 5825MHz)

©Copyright. All rights reserved by CTTL.

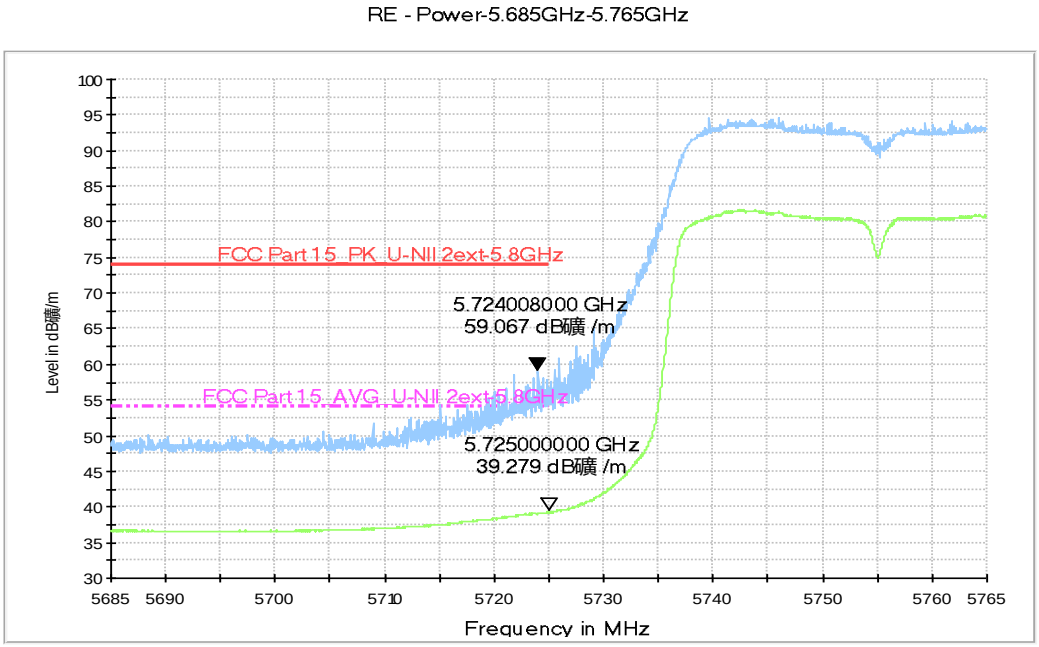

Fig. 84 Band Edges (802.11n-HT40, 5755MHz)

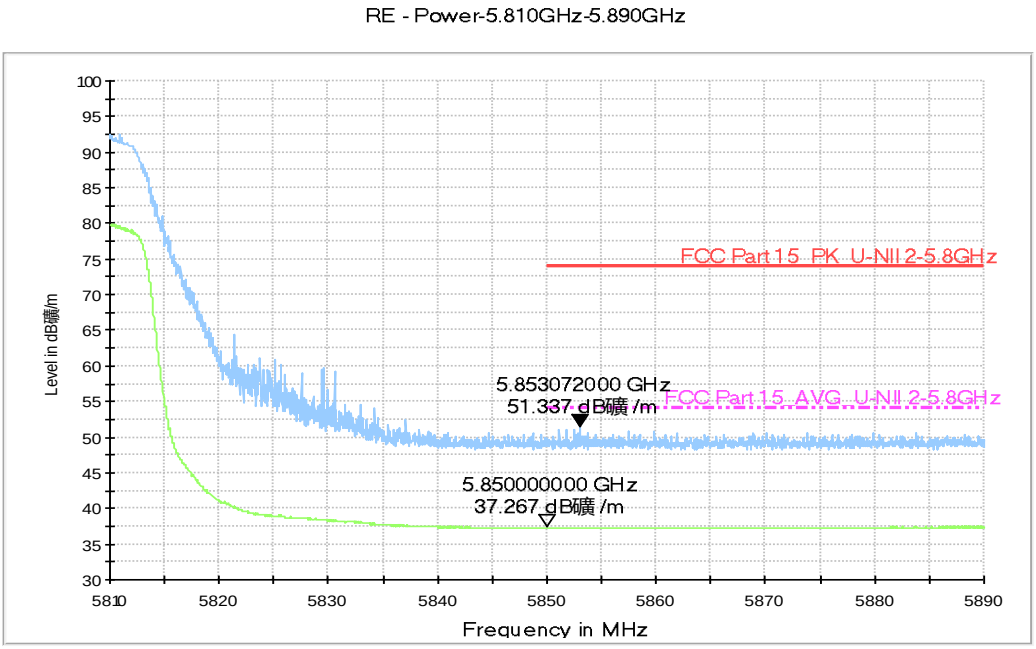

Fig. 85 Band Edges (802.11n-HT40, 5795MHz)

©Copyright. All rights reserved by CTTL.

A.7. AC Powerline Conducted Emission

Test Condition:

Voltage（V）	Frequency（Hz）
110	60

Measurement uncertainty:
Expanded measurement uncertainty for this test item is U =3.2dB, k=2.

Measurement Result and limit:
WLAN (Quasi-peak Limit)

Frequency range (MHz)	Quasi-peak Limit (dBμV)	Result (dBμV)		Conclusion
		With charger		
		802.11a	Idle	
0.15 to 0.5	66 to 56	Fig.86	Fig.87	P
0.5 to 5	56			
5 to 30	60			
NOTE: The limit decreases linearly with the logarithm of the frequency in the range 0.15 MHz to 0.5 MHz.				

WLAN (Average Limit)

Frequency range (MHz)	Average Limit (dBμV)	Result (dBμV)		Conclusion
		With charger		
		802.11a	Idle	
0.15 to 0.5	56 to 46	Fig.86	Fig.87	P
0.5 to 5	46			
5 to 30	50			
NOTE: The limit decreases linearly with the logarithm of the frequency in the range 0.15 MHz to 0.5 MHz.				

The measurement is made according to ANSI C63.10 .

Conclusion: PASS

Test graphs as below:

©Copyright. All rights reserved by CTTL.

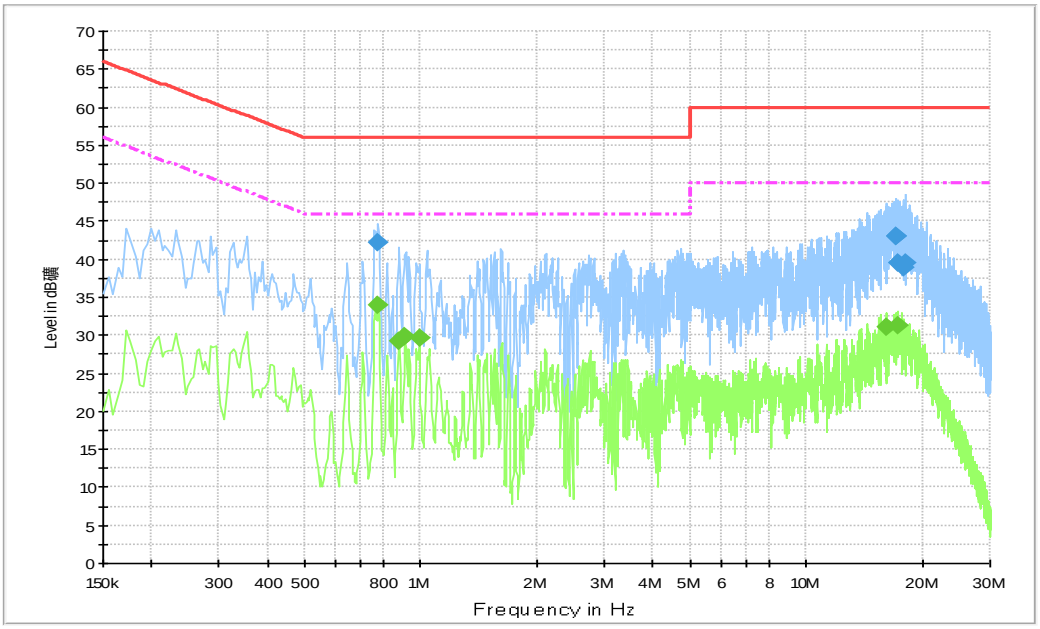

Fig. 86 AC Powerline Conducted Emission-802.11a

Final Result 1

Frequency (MHz)	QuasiPeak (dBµV)	PE	Line	Corr. (dB)	Margin (dB)	Limit (dBµV)
0.775500	42.2	GND	L1	10.7	13.8	56.0
17.025000	43.1	GND	L1	11.2	16.9	60.0
17.079000	43.0	GND	L1	11.2	17.0	60.0
17.353500	39.5	GND	L1	11.2	20.5	60.0
18.001500	38.8	GND	L1	11.2	21.2	60.0
18.060000	39.6	GND	L1	11.2	20.4	60.0

Final Result 2

Frequency (MHz)	Average (dBµV)	PE	Line	Corr. (dB)	Margin (dB)	Limit (dBµV)
0.775500	34.1	GND	L1	10.7	11.9	46.0
0.879000	29.3	GND	L1	10.7	16.7	46.0
0.910500	29.9	GND	L1	10.7	16.1	46.0
0.991500	29.6	GND	L1	10.7	16.4	46.0
16.161000	31.1	GND	L1	11.2	18.9	50.0
17.209500	31.3	GND	L1	11.2	18.7	50.0

©Copyright. All rights reserved by CTTL.

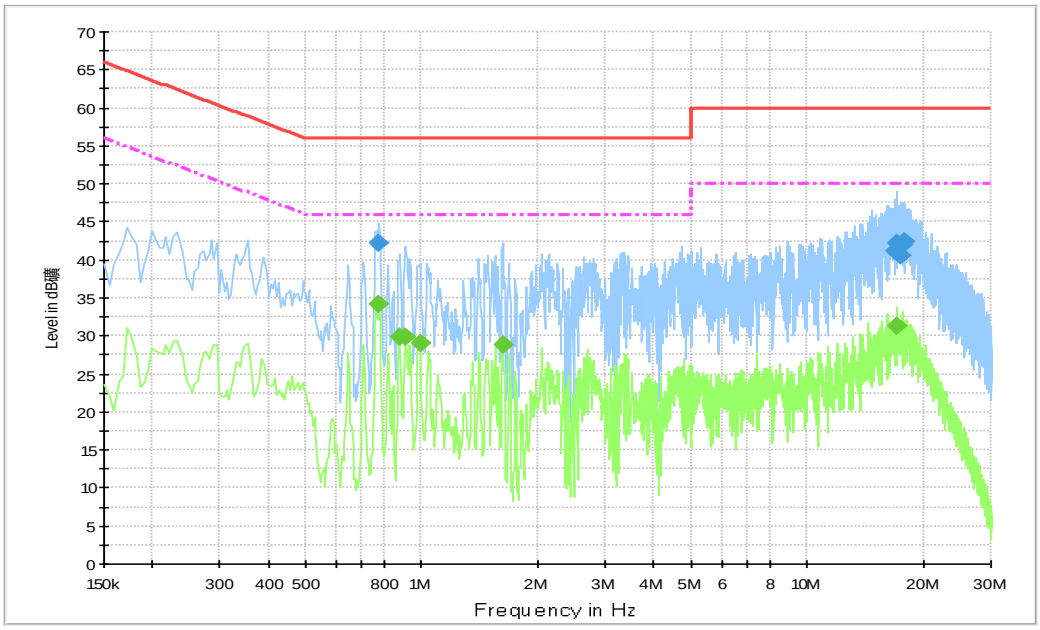

Fig. 87 AC Powerline Conducted Emission-Idle

Final Result 1

Frequency (MHz)	QuasiPeak (dBµV)	PE	Line	Corr. (dB)	Margin (dB)	Limit (dBµV)
0.775500	42.2	GND	L1	10.7	13.8	56.0
16.926000	41.2	GND	L1	11.2	18.8	60.0
17.164500	42.3	GND	L1	11.2	17.7	60.0
17.502000	40.6	GND	L1	11.2	19.4	60.0
17.785500	42.0	GND	L1	11.2	18.0	60.0
17.911500	42.4	GND	L1	11.2	17.6	60.0

Final Result 2

Frequency (MHz)	Average (dBµV)	PE	Line	Corr. (dB)	Margin (dB)	Limit (dBµV)
0.775500	34.1	GND	L1	10.7	11.9	46.0
0.874500	29.9	GND	L1	10.7	16.1	46.0
0.910500	29.9	GND	L1	10.7	16.1	46.0
0.991500	29.1	GND	L1	10.7	16.9	46.0
1.621500	28.9	GND	L1	10.7	17.1	46.0
17.146500	31.3	GND	L1	11.2	18.7	50.0

***** END OF REPORT BODY *****

©Copyright. All rights reserved by CTTL.