WCDMA Band V (RMC 12.2Kbps)	WCDMA Band II (RMC 12.2Kbps)
Lowest Channel	**Lowest Channel**
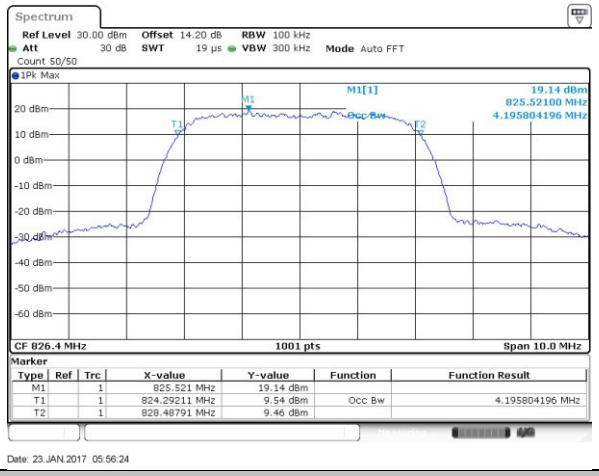	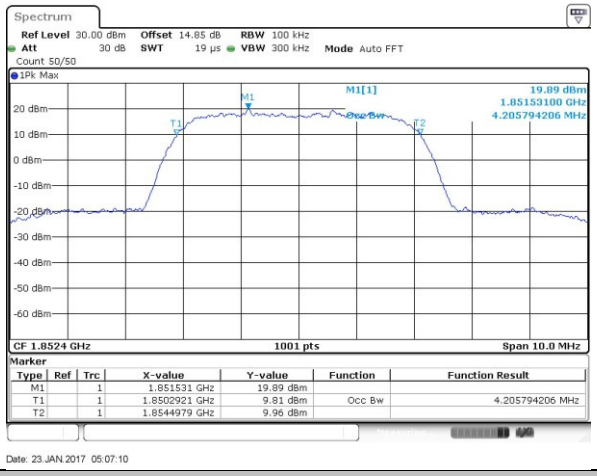
Middle Channel	**Middle Channel**
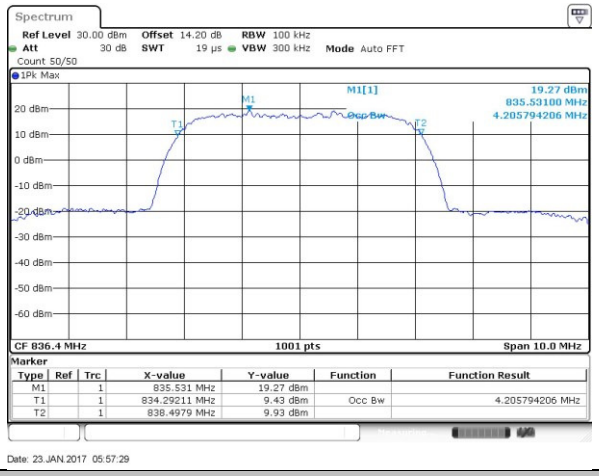	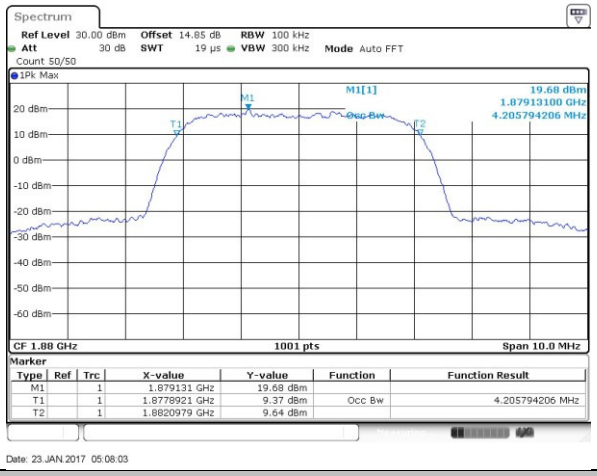
Highest Channel	**Highest Channel**
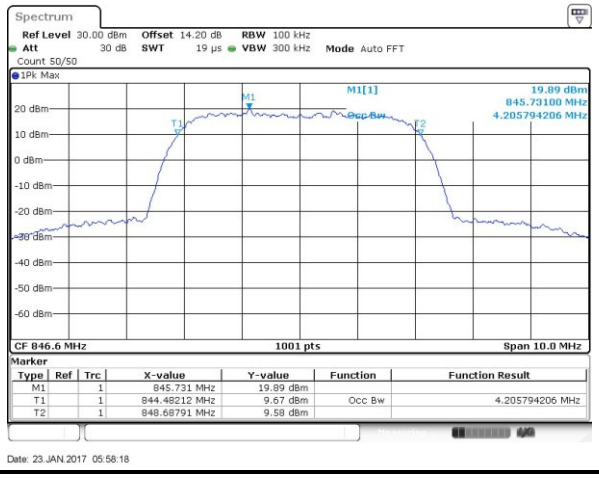	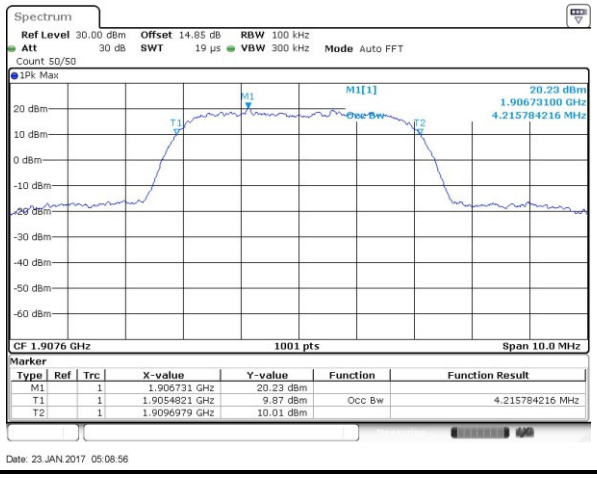

WCDMA Band IV (RMC 12.2Kbps)	
Lowest Channel	
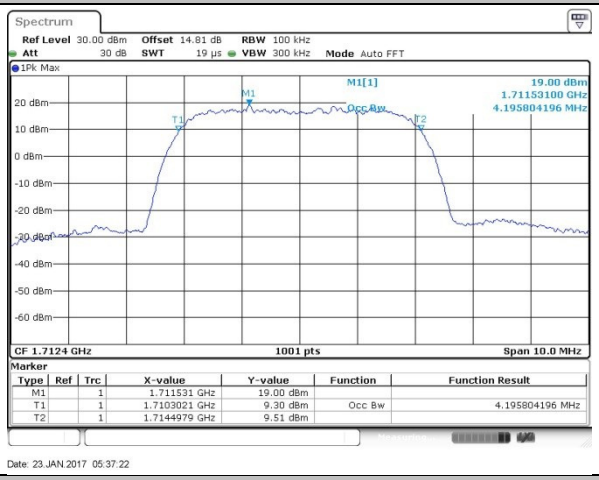	
Middle Channel	
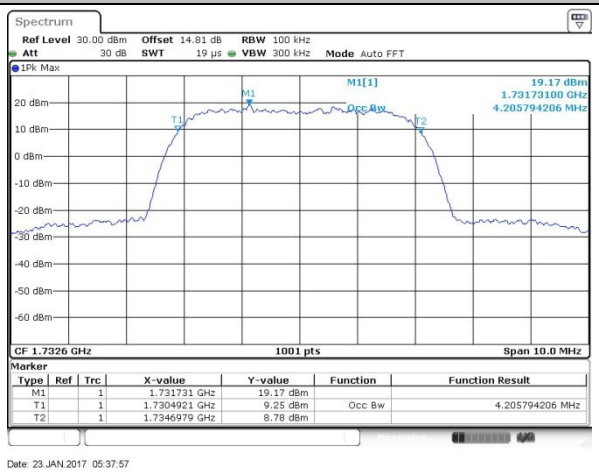	
Highest Channel	
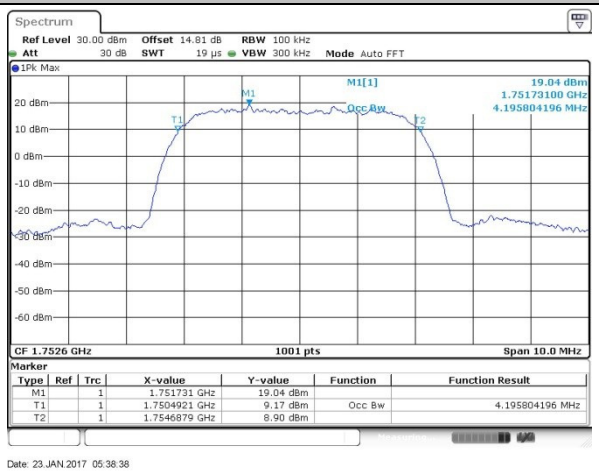	

Conducted Band Edge

GSM850 (GSM)

Lowest Band Edge

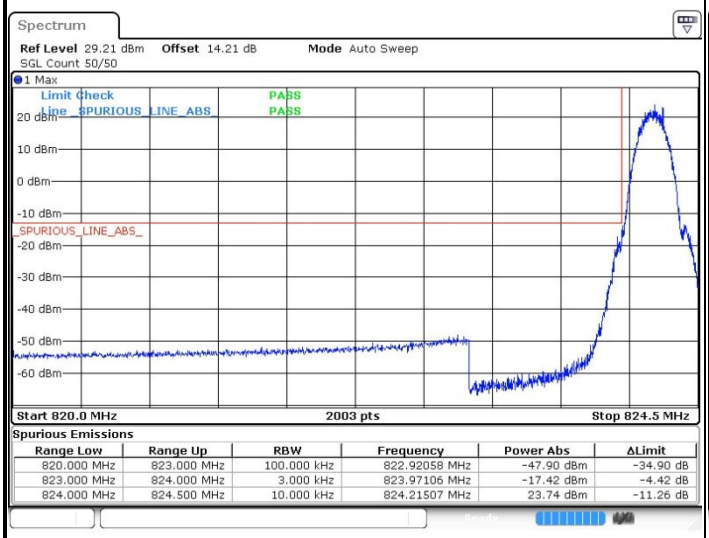

Spurious Emissions

Range Low	Range Up	RBW	Frequency	Power Abs	ΔLimit
820.000 MHz	823.000 MHz	100.000 kHz	822.92058 MHz	-47.90 dBm	-34.90 dB
823.000 MHz	824.000 MHz	3.000 kHz	823.97106 MHz	-17.42 dBm	-4.42 dB
824.000 MHz	824.500 MHz	10.000 kHz	824.21507 MHz	23.74 dBm	-11.26 dB

Date: 23.JAN.2017 07:16:06

Highest Band Edge

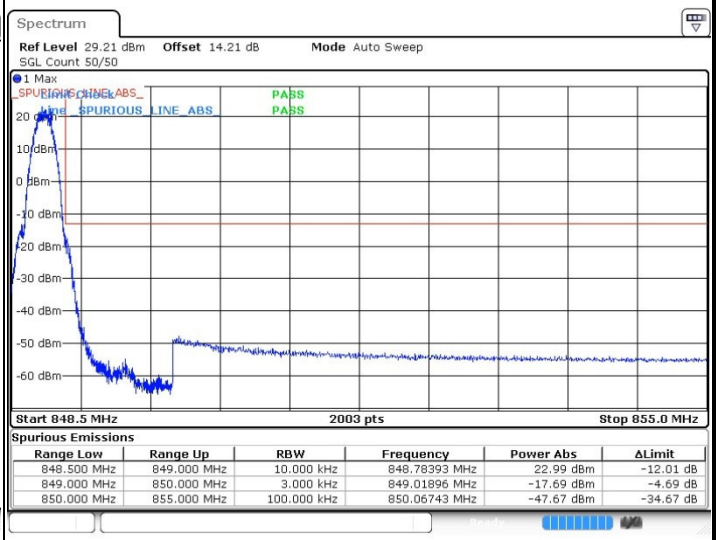

Spurious Emissions

Range Low	Range Up	RBW	Frequency	Power Abs	ΔLimit
848.500 MHz	849.000 MHz	10.000 kHz	848.78393 MHz	22.99 dBm	-12.01 dB
849.000 MHz	850.000 MHz	3.000 kHz	849.01896 MHz	-17.69 dBm	-4.69 dB
850.000 MHz	855.000 MHz	100.000 kHz	850.06743 MHz	-47.67 dBm	-34.67 dB

Date: 23.JAN.2017 06:34:35

GSM850 (EDGE class 8)

Lowest Band Edge

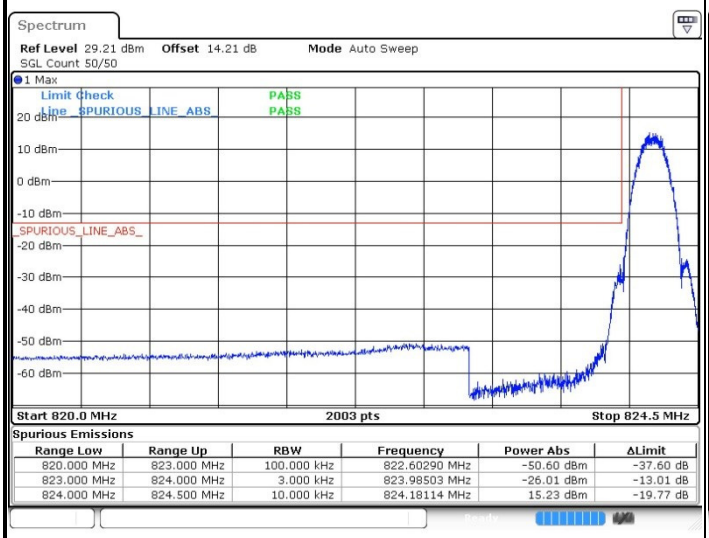

Spurious Emissions

Range Low	Range Up	RBW	Frequency	Power Abs	ΔLimit
820.000 MHz	823.000 MHz	100.000 kHz	822.60290 MHz	-50.60 dBm	-37.60 dB
823.000 MHz	824.000 MHz	3.000 kHz	823.98503 MHz	-26.01 dBm	-13.01 dB
824.000 MHz	824.500 MHz	10.000 kHz	824.18114 MHz	15.23 dBm	-19.77 dB

Date: 23.JAN.2017 07:00:59

Highest Band Edge

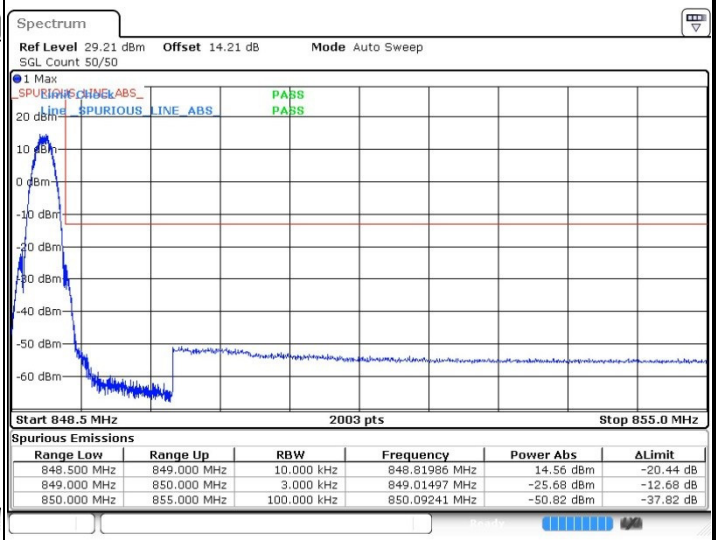

Spurious Emissions

Range Low	Range Up	RBW	Frequency	Power Abs	ΔLimit
848.500 MHz	849.000 MHz	10.000 kHz	848.81986 MHz	14.56 dBm	-20.44 dB
849.000 MHz	850.000 MHz	3.000 kHz	849.01497 MHz	-25.68 dBm	-12.68 dB
850.000 MHz	855.000 MHz	100.000 kHz	850.09241 MHz	-50.82 dBm	-37.82 dB

Date: 23.JAN.2017 07:02:30

GSM1900 (GSM)

Lowest Band Edge

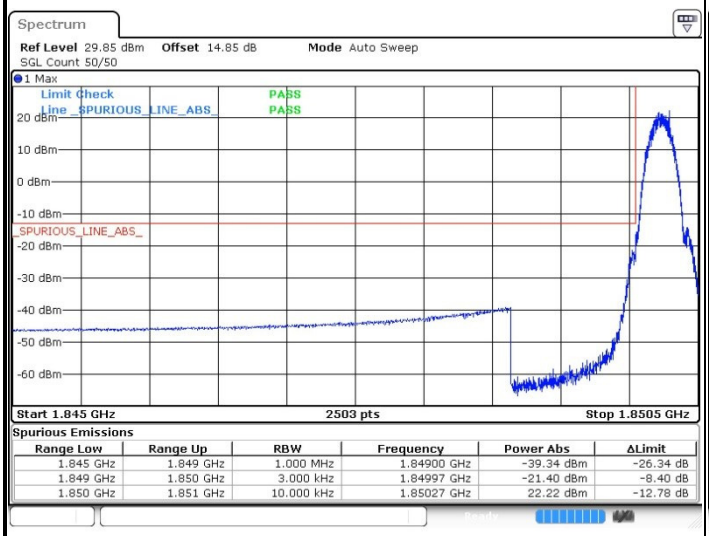

Spurious Emissions

Range Low	Range Up	RBW	Frequency	Power Abs	ΔLimit
1.845 GHz	1.849 GHz	1.000 MHz	1.84900 GHz	-39.34 dBm	-26.34 dB
1.849 GHz	1.850 GHz	3.000 kHz	1.84997 GHz	-21.40 dBm	-8.40 dB
1.850 GHz	1.851 GHz	10.000 kHz	1.85027 GHz	22.22 dBm	-12.78 dB

Date: 23.JAN.2017 07:54:00

Highest Band Edge

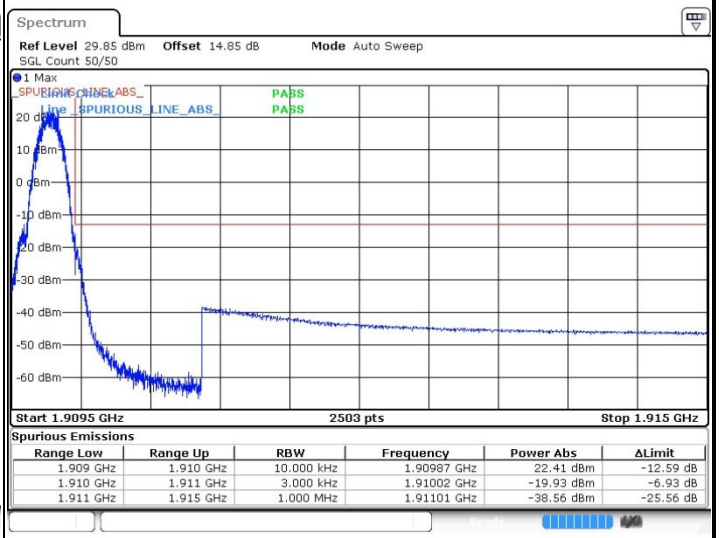

Spurious Emissions

Range Low	Range Up	RBW	Frequency	Power Abs	ΔLimit
1.909 GHz	1.910 GHz	10.000 kHz	1.90987 GHz	22.41 dBm	-12.59 dB
1.910 GHz	1.911 GHz	3.000 kHz	1.91002 GHz	-19.93 dBm	-6.93 dB
1.911 GHz	1.915 GHz	1.000 MHz	1.91101 GHz	-38.56 dBm	-25.56 dB

Date: 23.JAN.2017 07:55:32

GSM1900 (EDGE class 8)

Lowest Band Edge

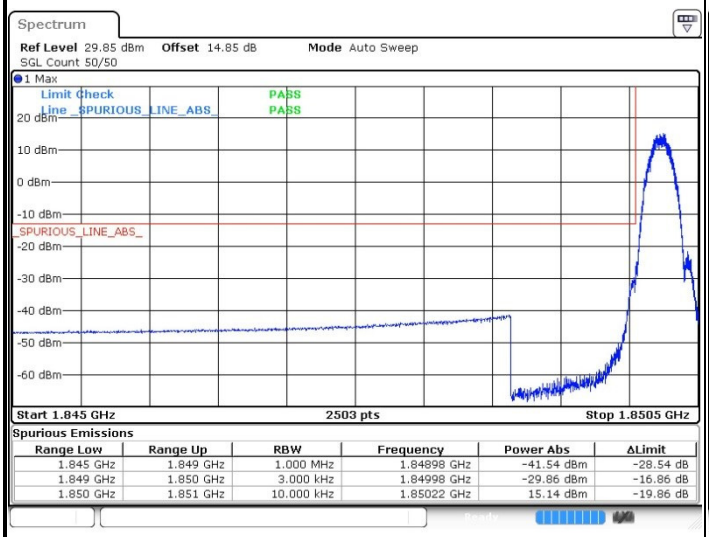

Spurious Emissions

Range Low	Range Up	RBW	Frequency	Power Abs	ΔLimit
1.845 GHz	1.849 GHz	1.000 MHz	1.84898 GHz	-41.54 dBm	-28.54 dB
1.849 GHz	1.850 GHz	3.000 kHz	1.84998 GHz	-29.86 dBm	-16.86 dB
1.850 GHz	1.851 GHz	10.000 kHz	1.85022 GHz	15.14 dBm	-19.86 dB

Date: 23.JAN.2017 08:19:13

Highest Band Edge

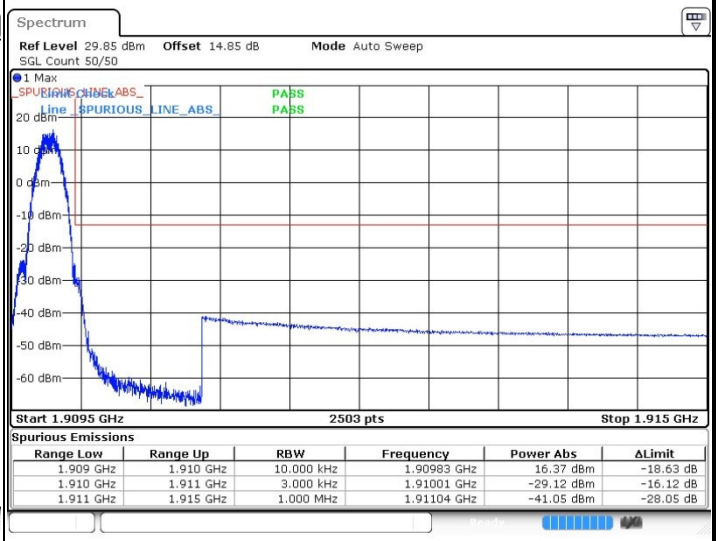

Spurious Emissions

Range Low	Range Up	RBW	Frequency	Power Abs	ΔLimit
1.909 GHz	1.910 GHz	10.000 kHz	1.90983 GHz	16.37 dBm	-18.63 dB
1.910 GHz	1.911 GHz	3.000 kHz	1.91001 GHz	-29.12 dBm	-16.12 dB
1.911 GHz	1.915 GHz	1.000 MHz	1.91104 GHz	-41.05 dBm	-28.05 dB

Date: 23.JAN.2017 08:20:46

WCDMA Band V (RMC 12.2Kbps)

Lowest Band Edge

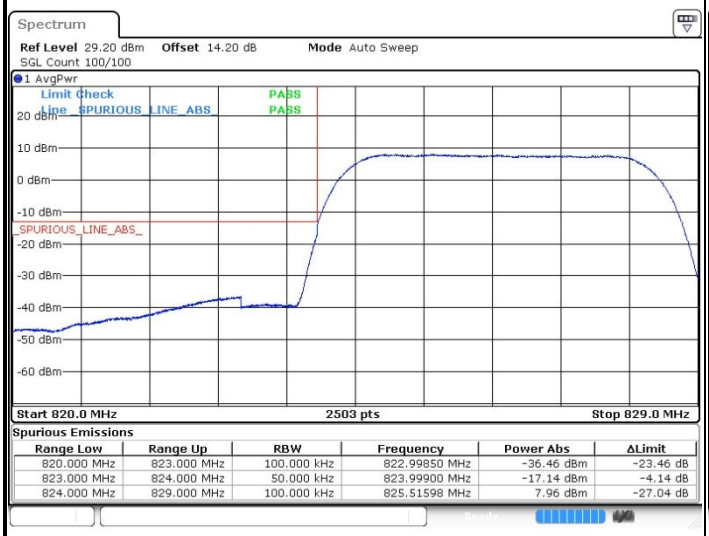

Spurious Emissions

Range Low	Range Up	RBW	Frequency	Power Abs	ΔLimit
820.000 MHz	823.000 MHz	100.000 kHz	822.99850 MHz	-36.46 dBm	-23.46 dB
823.000 MHz	824.000 MHz	50.000 kHz	823.99900 MHz	-17.14 dBm	-4.14 dB
824.000 MHz	829.000 MHz	100.000 kHz	825.51598 MHz	7.96 dBm	-27.04 dB

Date: 23.JAN.2017 06:04:12

Highest Band Edge

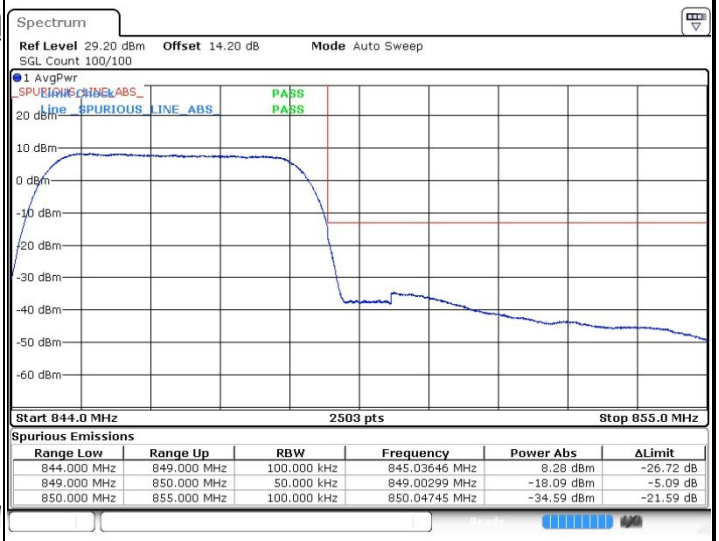

Spurious Emissions

Range Low	Range Up	RBW	Frequency	Power Abs	ΔLimit
844.000 MHz	849.000 MHz	100.000 kHz	845.03646 MHz	8.28 dBm	-26.72 dB
849.000 MHz	850.000 MHz	50.000 kHz	849.00299 MHz	-18.09 dBm	-5.09 dB
850.000 MHz	855.000 MHz	100.000 kHz	850.04745 MHz	-34.59 dBm	-21.59 dB

Date: 23.JAN.2017 06:07:01

WCDMA Band II (RMC 12.2Kbps)

Lowest Band Edge

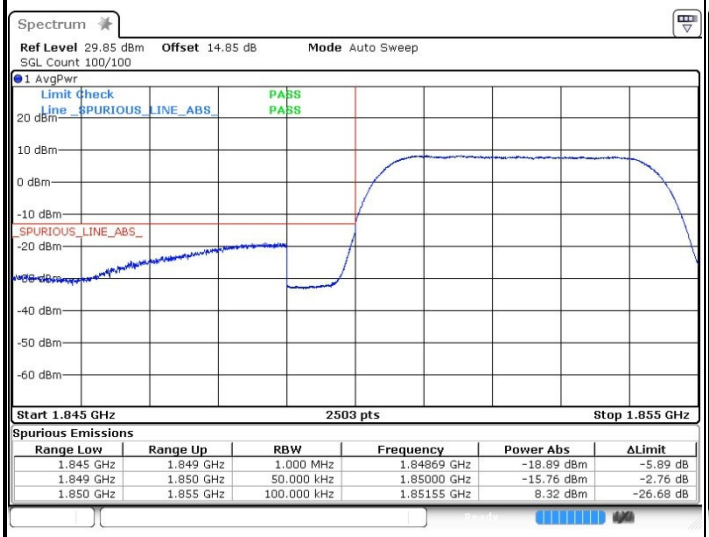

Spurious Emissions

Range Low	Range Up	RBW	Frequency	Power Abs	ΔLimit
1.845 GHz	1.849 GHz	1.000 MHz	1.84869 GHz	-18.89 dBm	-5.89 dB
1.849 GHz	1.850 GHz	50.000 kHz	1.85000 GHz	-15.76 dBm	-2.76 dB
1.850 GHz	1.855 GHz	100.000 kHz	1.85155 GHz	8.32 dBm	-26.68 dB

Date: 23.JAN.2017 05:14:46

Highest Band Edge

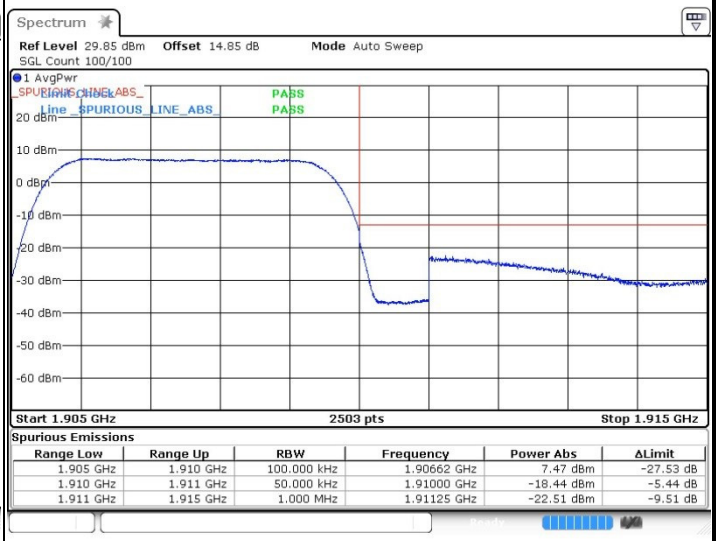

Spurious Emissions

Range Low	Range Up	RBW	Frequency	Power Abs	ΔLimit
1.905 GHz	1.910 GHz	100.000 kHz	1.90662 GHz	7.47 dBm	-27.53 dB
1.910 GHz	1.911 GHz	50.000 kHz	1.91000 GHz	-18.44 dBm	-5.44 dB
1.911 GHz	1.915 GHz	1.000 MHz	1.91125 GHz	-22.51 dBm	-9.51 dB

Date: 23.JAN.2017 05:17:40

WCDMA Band IV (RMC 12.2Kbps)	
Lowest Band Edge	**Highest Band Edge**

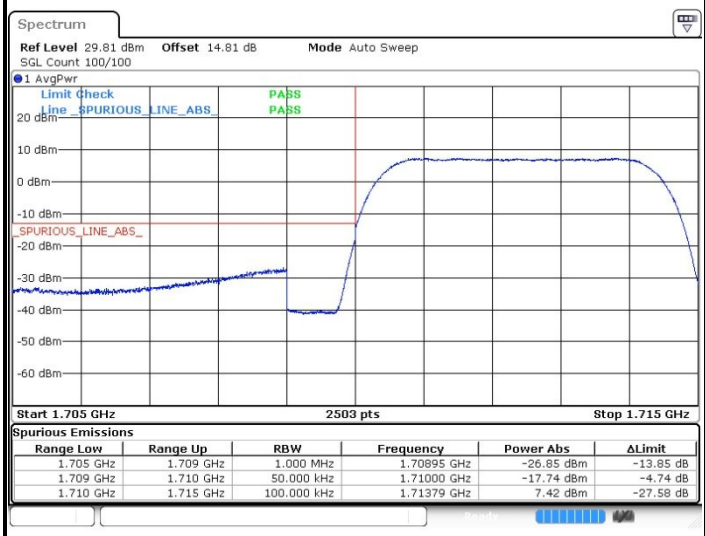

Spurious Emissions

Range Low	Range Up	RBW	Frequency	Power Abs	ΔLimit
1.705 GHz	1.709 GHz	1.000 MHz	1.70895 GHz	-26.85 dBm	-13.85 dB
1.709 GHz	1.710 GHz	50.000 kHz	1.71000 GHz	-17.74 dBm	-4.74 dB
1.710 GHz	1.715 GHz	100.000 kHz	1.71379 GHz	7.42 dBm	-27.58 dB

Date: 23.JAN.2017 05:42:19

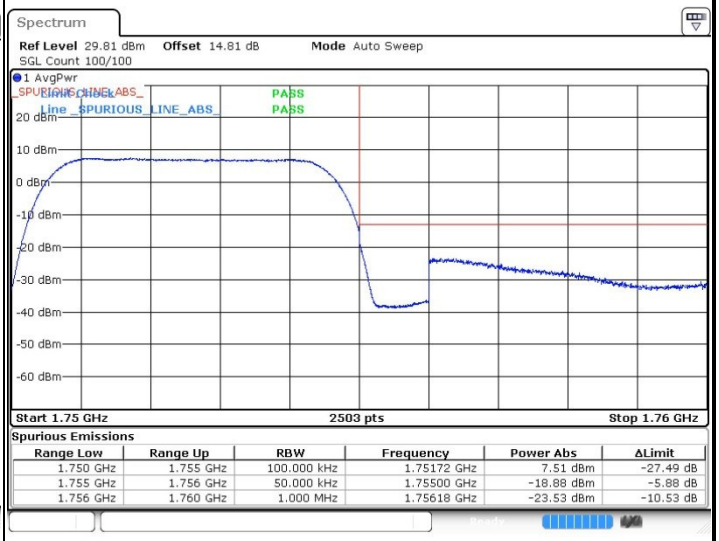

Spurious Emissions

Range Low	Range Up	RBW	Frequency	Power Abs	ΔLimit
1.750 GHz	1.755 GHz	100.000 kHz	1.75172 GHz	7.51 dBm	-27.49 dB
1.755 GHz	1.756 GHz	50.000 kHz	1.75500 GHz	-18.88 dBm	-5.88 dB
1.756 GHz	1.760 GHz	1.000 MHz	1.75618 GHz	-23.53 dBm	-10.53 dB

Date: 23.JAN.2017 05:45:12

Conducted Spurious Emission

GSM850 (GSM)

Lowest Channel

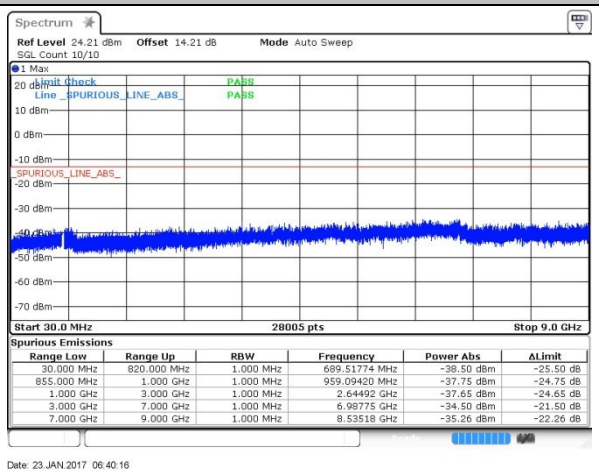

Range Low	Range Up	RBW	Frequency	Power Abs	ΔLimit
30.000 MHz	820.000 MHz	1.000 MHz	689.51774 MHz	-38.50 dBm	-25.50 dB
855.000 MHz	1.000 GHz	1.000 MHz	959.09420 MHz	-37.75 dBm	-24.75 dB
1.000 GHz	3.000 GHz	1.000 MHz	2.64492 GHz	-37.65 dBm	-24.65 dB
3.000 GHz	7.000 GHz	1.000 MHz	6.98775 GHz	-34.50 dBm	-21.50 dB
7.000 GHz	9.000 GHz	1.000 MHz	8.53518 GHz	-35.26 dBm	-22.26 dB

Date: 23.JAN.2017 06:40:16

Middle Channel

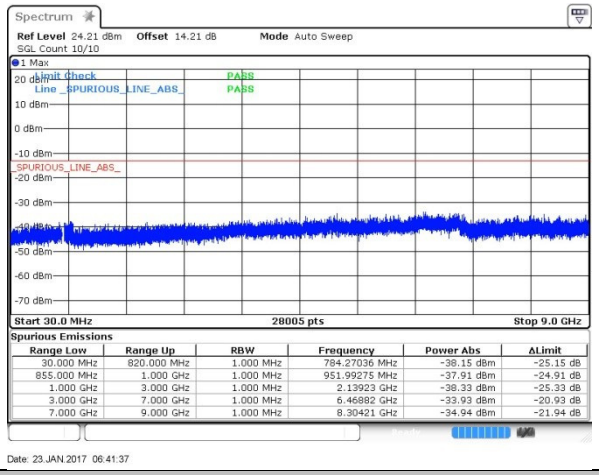

Range Low	Range Up	RBW	Frequency	Power Abs	ΔLimit
30.000 MHz	820.000 MHz	1.000 MHz	784.27036 MHz	-38.15 dBm	-25.15 dB
855.000 MHz	1.000 GHz	1.000 MHz	951.99275 MHz	-37.91 dBm	-24.91 dB
1.000 GHz	3.000 GHz	1.000 MHz	2.13923 GHz	-38.33 dBm	-25.33 dB
3.000 GHz	7.000 GHz	1.000 MHz	6.46882 GHz	-33.93 dBm	-20.93 dB
7.000 GHz	9.000 GHz	1.000 MHz	8.30421 GHz	-34.94 dBm	-21.94 dB

Date: 23.JAN.2017 06:41:37

Highest Channel

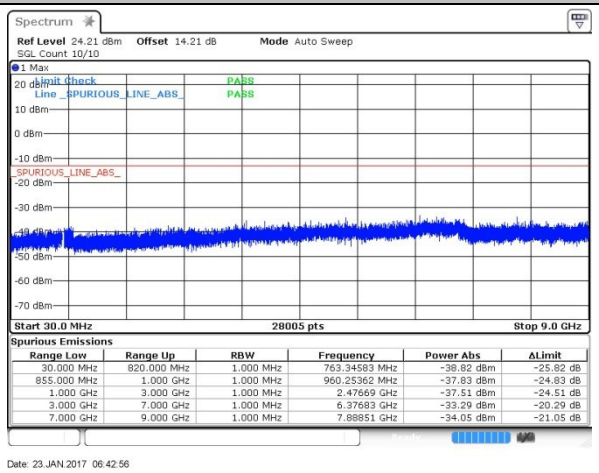

Range Low	Range Up	RBW	Frequency	Power Abs	ΔLimit
30.000 MHz	820.000 MHz	1.000 MHz	763.34583 MHz	-38.82 dBm	-25.82 dB
855.000 MHz	1.000 GHz	1.000 MHz	960.25362 MHz	-37.83 dBm	-24.83 dB
1.000 GHz	3.000 GHz	1.000 MHz	2.47669 GHz	-37.51 dBm	-24.51 dB
3.000 GHz	7.000 GHz	1.000 MHz	6.37683 GHz	-33.29 dBm	-20.29 dB
7.000 GHz	9.000 GHz	1.000 MHz	7.88851 GHz	-34.05 dBm	-21.05 dB

Date: 23.JAN.2017 06:42:56

GSM850 (EDGE class 8)

Lowest Channel

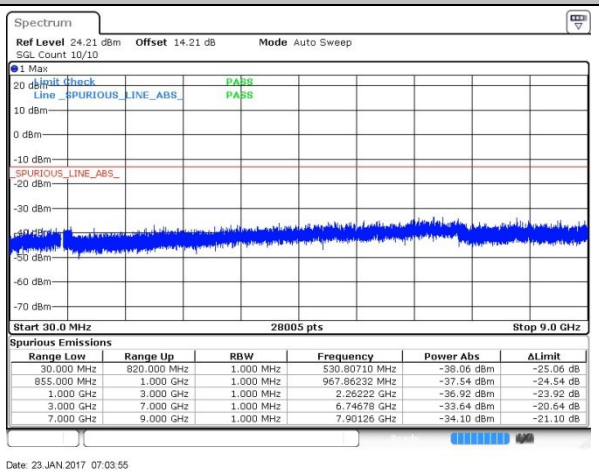

Range Low	Range Up	RBW	Frequency	Power Abs	ΔLimit
30.000 MHz	820.000 MHz	1.000 MHz	530.80710 MHz	-38.06 dBm	-25.06 dB
855.000 MHz	1.000 GHz	1.000 MHz	967.86232 MHz	-37.54 dBm	-24.54 dB
1.000 GHz	3.000 GHz	1.000 MHz	2.26222 GHz	-36.92 dBm	-23.92 dB
3.000 GHz	7.000 GHz	1.000 MHz	6.74678 GHz	-33.64 dBm	-20.64 dB
7.000 GHz	9.000 GHz	1.000 MHz	7.90126 GHz	-34.10 dBm	-21.10 dB

Date: 23.JAN.2017 07:03:55

Middle Channel

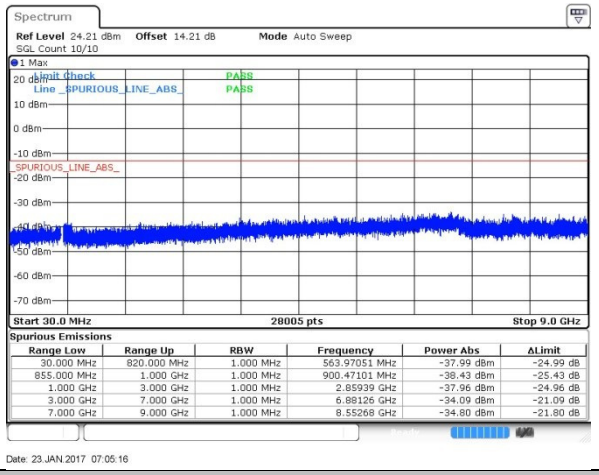

Range Low	Range Up	RBW	Frequency	Power Abs	ΔLimit
30.000 MHz	820.000 MHz	1.000 MHz	563.97051 MHz	-37.99 dBm	-24.99 dB
855.000 MHz	1.000 GHz	1.000 MHz	900.47101 MHz	-38.43 dBm	-25.43 dB
1.000 GHz	3.000 GHz	1.000 MHz	2.85939 GHz	-37.96 dBm	-24.96 dB
3.000 GHz	7.000 GHz	1.000 MHz	6.88126 GHz	-34.09 dBm	-21.09 dB
7.000 GHz	9.000 GHz	1.000 MHz	8.55268 GHz	-34.80 dBm	-21.80 dB

Date: 23.JAN.2017 07:05:16

Highest Channel

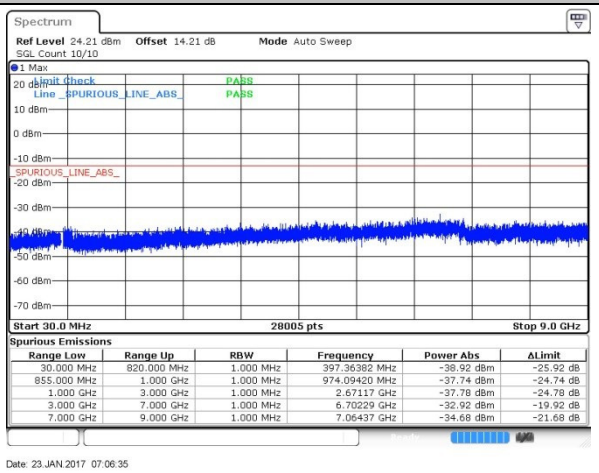

Range Low	Range Up	RBW	Frequency	Power Abs	ΔLimit
30.000 MHz	820.000 MHz	1.000 MHz	397.36382 MHz	-38.92 dBm	-25.92 dB
855.000 MHz	1.000 GHz	1.000 MHz	974.09420 MHz	-37.74 dBm	-24.74 dB
1.000 GHz	3.000 GHz	1.000 MHz	2.67117 GHz	-37.78 dBm	-24.78 dB
3.000 GHz	7.000 GHz	1.000 MHz	6.70229 GHz	-32.92 dBm	-19.92 dB
7.000 GHz	9.000 GHz	1.000 MHz	7.06437 GHz	-34.68 dBm	-21.68 dB

Date: 23.JAN.2017 07:06:35

GSM1900 (GSM)

Lowest Channel

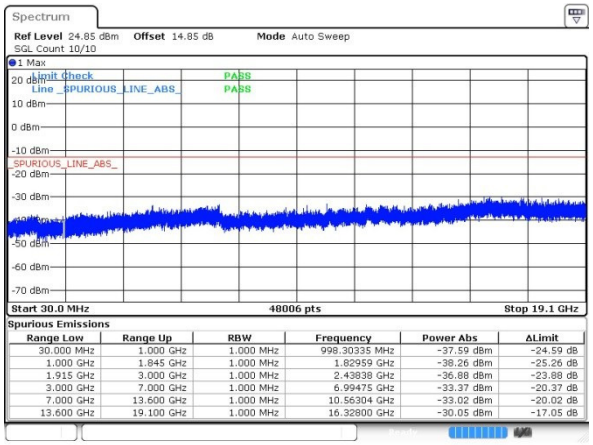

Spurious Emissions

Range Low	Range Up	RBW	Frequency	Power Abs	ΔLimit
30.000 MHz	1.000 GHz	1.000 MHz	998.30335 MHz	-37.59 dBm	-24.59 dB
1.000 GHz	1.845 GHz	1.000 MHz	1.82959 GHz	-38.26 dBm	-25.26 dB
1.915 GHz	3.000 GHz	1.000 MHz	2.43838 GHz	-36.88 dBm	-23.88 dB
3.000 GHz	7.000 GHz	1.000 MHz	6.99475 GHz	-33.37 dBm	-20.37 dB
7.000 GHz	13.600 GHz	1.000 MHz	10.56304 GHz	-33.02 dBm	-20.02 dB
13.600 GHz	19.100 GHz	1.000 MHz	16.32800 GHz	-30.05 dBm	-17.05 dB

Date: 23.JAN.2017 07:56:58

Middle Channel

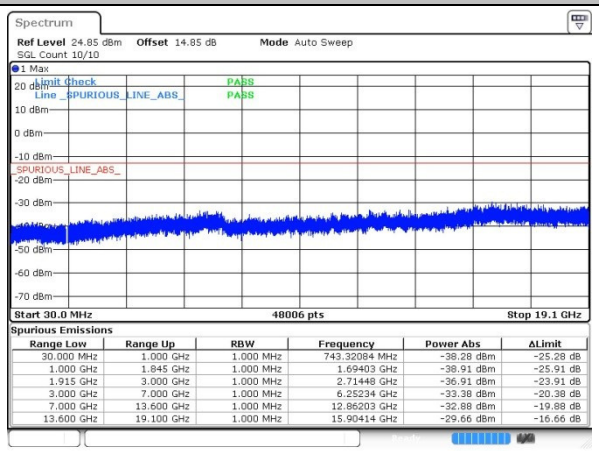

Spurious Emissions

Range Low	Range Up	RBW	Frequency	Power Abs	ΔLimit
30.000 MHz	1.000 GHz	1.000 MHz	743.32084 MHz	-38.28 dBm	-25.28 dB
1.000 GHz	1.845 GHz	1.000 MHz	1.69403 GHz	-38.91 dBm	-25.91 dB
1.915 GHz	3.000 GHz	1.000 MHz	2.71448 GHz	-36.91 dBm	-23.91 dB
3.000 GHz	7.000 GHz	1.000 MHz	6.25234 GHz	-33.38 dBm	-20.38 dB
7.000 GHz	13.600 GHz	1.000 MHz	12.86203 GHz	-32.88 dBm	-19.88 dB
13.600 GHz	19.100 GHz	1.000 MHz	15.90414 GHz	-29.66 dBm	-16.66 dB

Date: 23.JAN.2017 07:58:16

Highest Channel

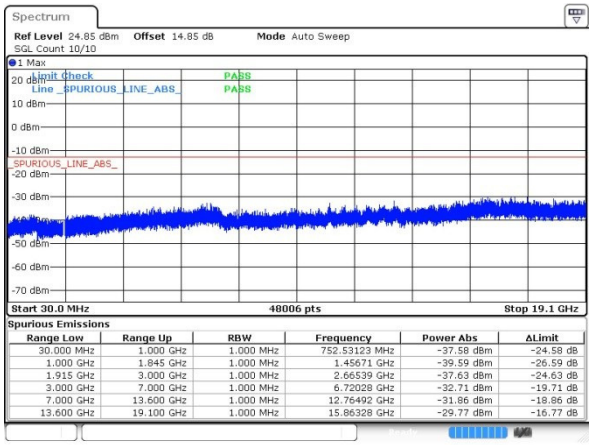

Spurious Emissions

Range Low	Range Up	RBW	Frequency	Power Abs	ΔLimit
30.000 MHz	1.000 GHz	1.000 MHz	752.53123 MHz	-37.58 dBm	-24.58 dB
1.000 GHz	1.845 GHz	1.000 MHz	1.45671 GHz	-39.59 dBm	-26.59 dB
1.915 GHz	3.000 GHz	1.000 MHz	2.66539 GHz	-37.63 dBm	-24.63 dB
3.000 GHz	7.000 GHz	1.000 MHz	6.72028 GHz	-32.71 dBm	-19.71 dB
7.000 GHz	13.600 GHz	1.000 MHz	12.76492 GHz	-31.86 dBm	-18.86 dB
13.600 GHz	19.100 GHz	1.000 MHz	15.86328 GHz	-29.77 dBm	-16.77 dB

Date: 23.JAN.2017 07:59:37

GSM1900 (EDGE class 8)

Lowest Channel

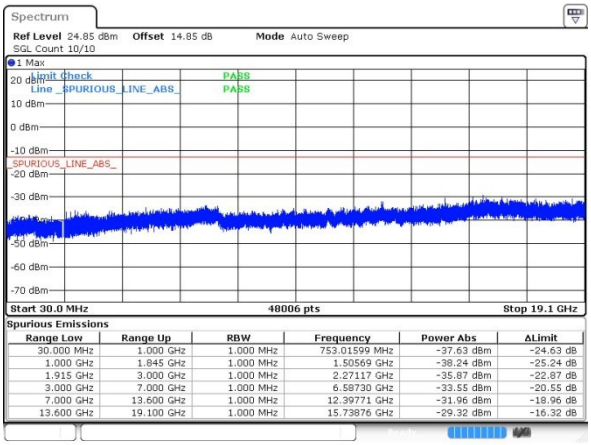

Spurious Emissions

Range Low	Range Up	RBW	Frequency	Power Abs	ΔLimit
30.000 MHz	1.000 GHz	1.000 MHz	753.01599 MHz	-37.63 dBm	-24.63 dB
1.000 GHz	1.845 GHz	1.000 MHz	1.50569 GHz	-38.24 dBm	-25.24 dB
1.915 GHz	3.000 GHz	1.000 MHz	2.27117 GHz	-35.87 dBm	-22.87 dB
3.000 GHz	7.000 GHz	1.000 MHz	6.58730 GHz	-33.55 dBm	-20.55 dB
7.000 GHz	13.600 GHz	1.000 MHz	12.39771 GHz	-31.96 dBm	-18.96 dB
13.600 GHz	19.100 GHz	1.000 MHz	15.73876 GHz	-29.32 dBm	-16.32 dB

Date: 23.JAN.2017 08:22:10

Middle Channel

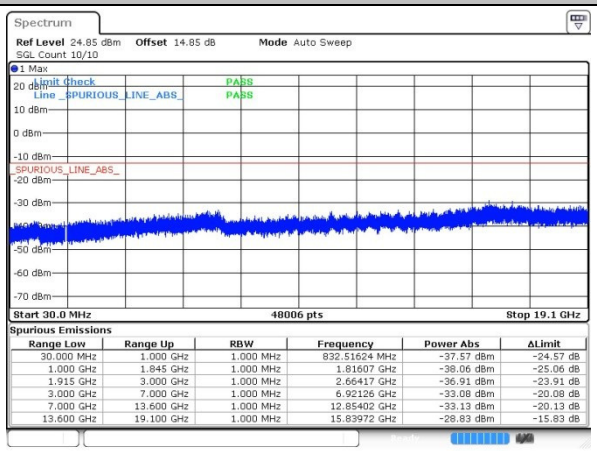

Spurious Emissions

Range Low	Range Up	RBW	Frequency	Power Abs	ΔLimit
30.000 MHz	1.000 GHz	1.000 MHz	832.51624 MHz	-37.57 dBm	-24.57 dB
1.000 GHz	1.845 GHz	1.000 MHz	1.81607 GHz	-38.06 dBm	-25.06 dB
1.915 GHz	3.000 GHz	1.000 MHz	2.66417 GHz	-36.91 dBm	-23.91 dB
3.000 GHz	7.000 GHz	1.000 MHz	6.92126 GHz	-33.08 dBm	-20.08 dB
7.000 GHz	13.600 GHz	1.000 MHz	12.85402 GHz	-33.13 dBm	-20.13 dB
13.600 GHz	19.100 GHz	1.000 MHz	15.83972 GHz	-28.83 dBm	-15.83 dB

Date: 23.JAN.2017 08:23:29

Highest Channel

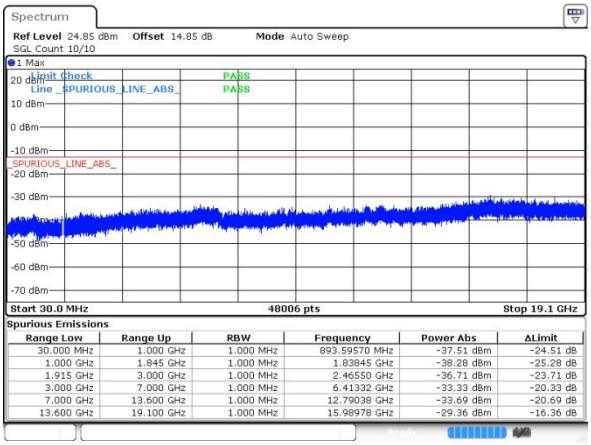

Spurious Emissions

Range Low	Range Up	RBW	Frequency	Power Abs	ΔLimit
30.000 MHz	1.000 GHz	1.000 MHz	893.59570 MHz	-37.51 dBm	-24.51 dB
1.000 GHz	1.845 GHz	1.000 MHz	1.83845 GHz	-38.28 dBm	-25.28 dB
1.915 GHz	3.000 GHz	1.000 MHz	2.46550 GHz	-36.71 dBm	-23.71 dB
3.000 GHz	7.000 GHz	1.000 MHz	6.41332 GHz	-33.33 dBm	-20.33 dB
7.000 GHz	13.600 GHz	1.000 MHz	12.79038 GHz	-33.69 dBm	-20.69 dB
13.600 GHz	19.100 GHz	1.000 MHz	15.98978 GHz	-29.36 dBm	-16.36 dB

Date: 23.JAN.2017 08:24:50

WCDMA Band V (RMC 12.2Kbps)

Lowest Channel

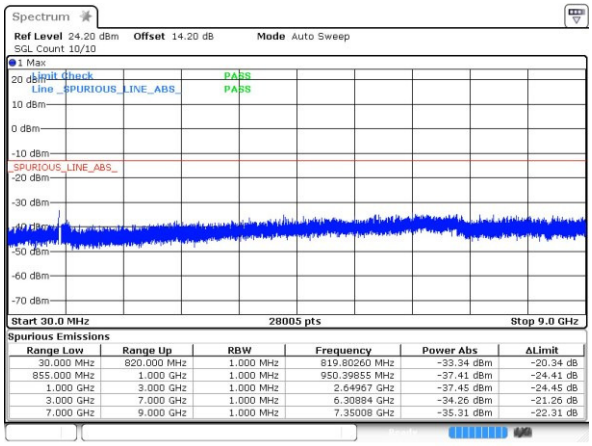

Spurious Emissions

Range Low	Range Up	RBW	Frequency	Power Abs	ΔLimit
30.000 MHz	820.000 MHz	1.000 MHz	819.80260 MHz	-33.34 dBm	-20.34 dB
855.000 MHz	1.000 GHz	1.000 MHz	950.39855 MHz	-37.41 dBm	-24.41 dB
1.000 GHz	3.000 GHz	1.000 MHz	2.64967 GHz	-37.45 dBm	-24.45 dB
3.000 GHz	7.000 GHz	1.000 MHz	6.30884 GHz	-34.26 dBm	-21.26 dB
7.000 GHz	9.000 GHz	1.000 MHz	7.35008 GHz	-35.31 dBm	-22.31 dB

Date: 23.JAN.2017 06:08:30

Middle Channel

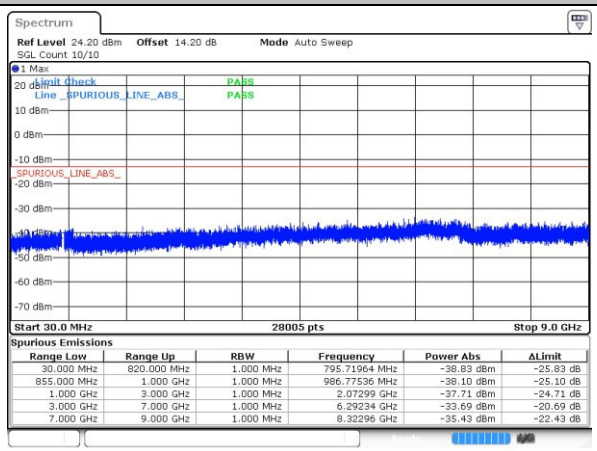

Spurious Emissions

Range Low	Range Up	RBW	Frequency	Power Abs	ΔLimit
30.000 MHz	820.000 MHz	1.000 MHz	795.71964 MHz	-38.83 dBm	-25.83 dB
855.000 MHz	1.000 GHz	1.000 MHz	986.77536 MHz	-38.10 dBm	-25.10 dB
1.000 GHz	3.000 GHz	1.000 MHz	2.07299 GHz	-37.71 dBm	-24.71 dB
3.000 GHz	7.000 GHz	1.000 MHz	6.29234 GHz	-33.69 dBm	-20.69 dB
7.000 GHz	9.000 GHz	1.000 MHz	8.32296 GHz	-35.43 dBm	-22.43 dB

Date: 23.JAN.2017 06:10:11

Highest Channel

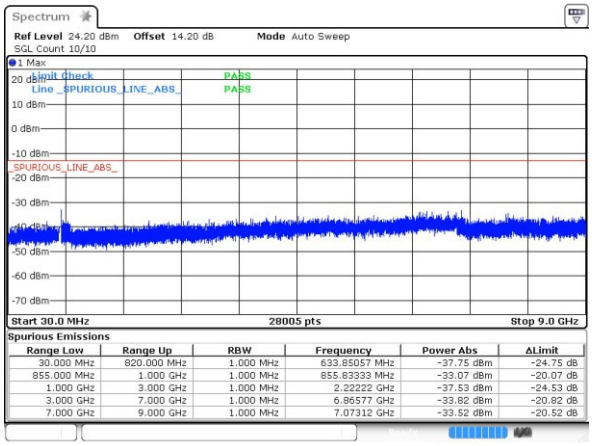

Spurious Emissions

Range Low	Range Up	RBW	Frequency	Power Abs	ΔLimit
30.000 MHz	820.000 MHz	1.000 MHz	633.85057 MHz	-37.75 dBm	-24.75 dB
855.000 MHz	1.000 GHz	1.000 MHz	855.83333 MHz	-33.07 dBm	-20.07 dB
1.000 GHz	3.000 GHz	1.000 MHz	2.22222 GHz	-37.53 dBm	-24.53 dB
3.000 GHz	7.000 GHz	1.000 MHz	6.86577 GHz	-33.82 dBm	-20.82 dB
7.000 GHz	9.000 GHz	1.000 MHz	7.07312 GHz	-33.52 dBm	-20.52 dB

Date: 23.JAN.2017 06:12:15

WCDMA Band II (RMC 12.2Kbps)

Lowest Channel

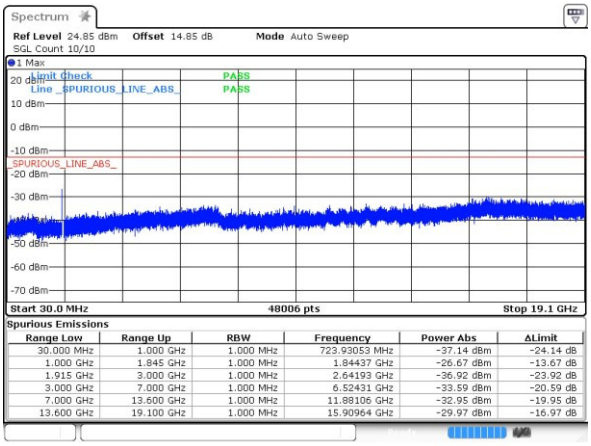

Spurious Emissions

Range Low	Range Up	RBW	Frequency	Power Abs	ΔLimit
30.000 MHz	1.000 GHz	1.000 MHz	723.93053 MHz	-37.14 dBm	-24.14 dB
1.000 GHz	1.845 GHz	1.000 MHz	1.84437 GHz	-26.67 dBm	-13.67 dB
1.915 GHz	3.000 GHz	1.000 MHz	2.64193 GHz	-36.92 dBm	-23.92 dB
3.000 GHz	7.000 GHz	1.000 MHz	6.52431 GHz	-33.59 dBm	-20.59 dB
7.000 GHz	13.600 GHz	1.000 MHz	11.88106 GHz	-32.95 dBm	-19.95 dB
13.600 GHz	19.100 GHz	1.000 MHz	15.90964 GHz	-29.97 dBm	-16.97 dB

Date: 23.JAN.2017 05:19:05

Middle Channel

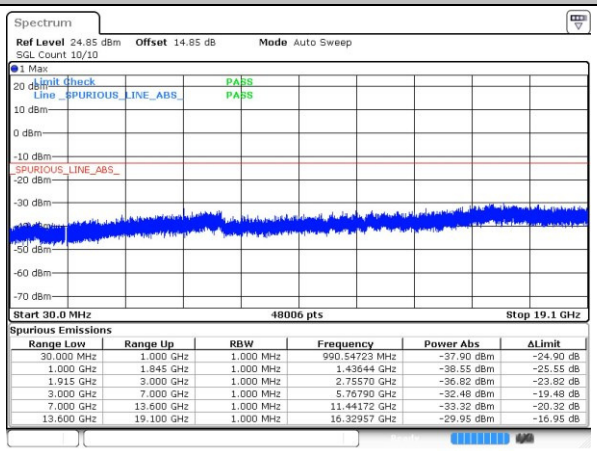

Spurious Emissions

Range Low	Range Up	RBW	Frequency	Power Abs	ΔLimit
30.000 MHz	1.000 GHz	1.000 MHz	990.54723 MHz	-37.90 dBm	-24.90 dB
1.000 GHz	1.845 GHz	1.000 MHz	1.43644 GHz	-38.55 dBm	-25.55 dB
1.915 GHz	3.000 GHz	1.000 MHz	2.75570 GHz	-36.82 dBm	-23.82 dB
3.000 GHz	7.000 GHz	1.000 MHz	5.76790 GHz	-32.48 dBm	-19.48 dB
7.000 GHz	13.600 GHz	1.000 MHz	11.44172 GHz	-33.32 dBm	-20.32 dB
13.600 GHz	19.100 GHz	1.000 MHz	16.32957 GHz	-29.95 dBm	-16.95 dB

Date: 23.JAN.2017 05:20:27

Highest Channel

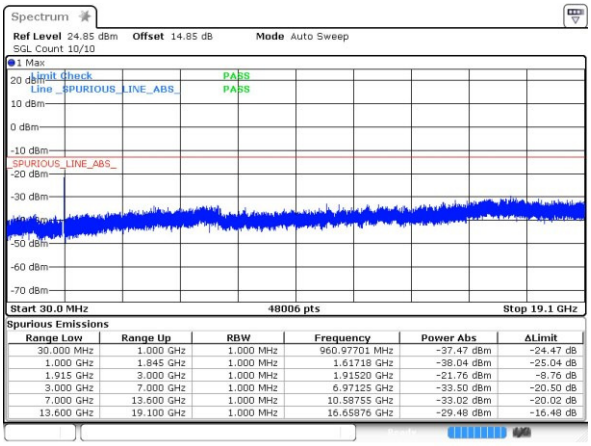

Spurious Emissions

Range Low	Range Up	RBW	Frequency	Power Abs	ΔLimit
30.000 MHz	1.000 GHz	1.000 MHz	960.97701 MHz	-37.47 dBm	-24.47 dB
1.000 GHz	1.845 GHz	1.000 MHz	1.61718 GHz	-38.04 dBm	-25.04 dB
1.915 GHz	3.000 GHz	1.000 MHz	1.91520 GHz	-21.76 dBm	-8.76 dB
3.000 GHz	7.000 GHz	1.000 MHz	6.97125 GHz	-33.50 dBm	-20.50 dB
7.000 GHz	13.600 GHz	1.000 MHz	10.58755 GHz	-33.02 dBm	-20.02 dB
13.600 GHz	19.100 GHz	1.000 MHz	16.65876 GHz	-29.48 dBm	-16.48 dB

Date: 23.JAN.2017 05:21:47

WCDMA Band IV (RMC 12.2Kbps)

Lowest Channel

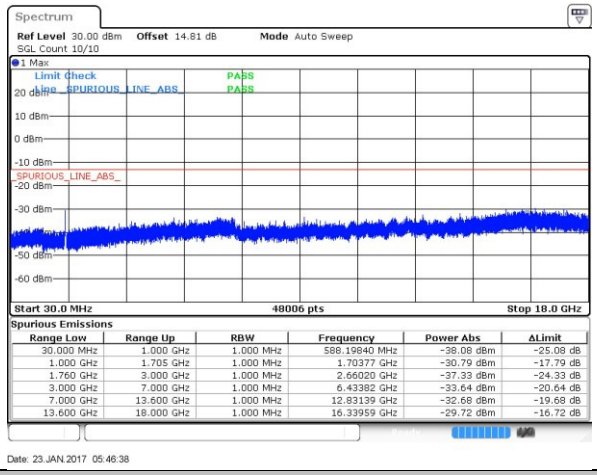

Spurious Emissions

Range Low	Range Up	RBW	Frequency	Power Abs	ΔLimit
30.000 MHz	1.000 GHz	1.000 MHz	588.19840 MHz	-38.08 dBm	-25.08 dB
1.000 GHz	1.705 GHz	1.000 MHz	1.70377 GHz	-30.79 dBm	-17.79 dB
1.760 GHz	3.000 GHz	1.000 MHz	2.66020 GHz	-37.33 dBm	-24.33 dB
3.000 GHz	7.000 GHz	1.000 MHz	6.43382 GHz	-33.64 dBm	-20.64 dB
7.000 GHz	13.600 GHz	1.000 MHz	12.83139 GHz	-32.68 dBm	-19.68 dB
13.600 GHz	18.000 GHz	1.000 MHz	16.33959 GHz	-29.72 dBm	-16.72 dB

Middle Channel

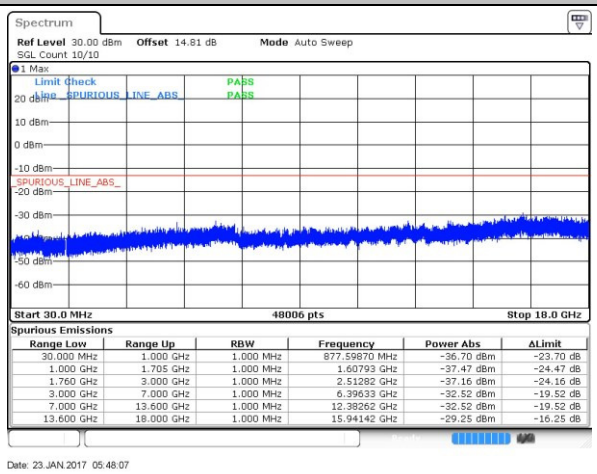

Spurious Emissions

Range Low	Range Up	RBW	Frequency	Power Abs	ΔLimit
30.000 MHz	1.000 GHz	1.000 MHz	877.59870 MHz	-36.70 dBm	-23.70 dB
1.000 GHz	1.705 GHz	1.000 MHz	1.60793 GHz	-37.47 dBm	-24.47 dB
1.760 GHz	3.000 GHz	1.000 MHz	2.51282 GHz	-37.16 dBm	-24.16 dB
3.000 GHz	7.000 GHz	1.000 MHz	6.39633 GHz	-32.52 dBm	-19.52 dB
7.000 GHz	13.600 GHz	1.000 MHz	12.38262 GHz	-32.52 dBm	-19.52 dB
13.600 GHz	18.000 GHz	1.000 MHz	15.94142 GHz	-29.25 dBm	-16.25 dB

Highest Channel

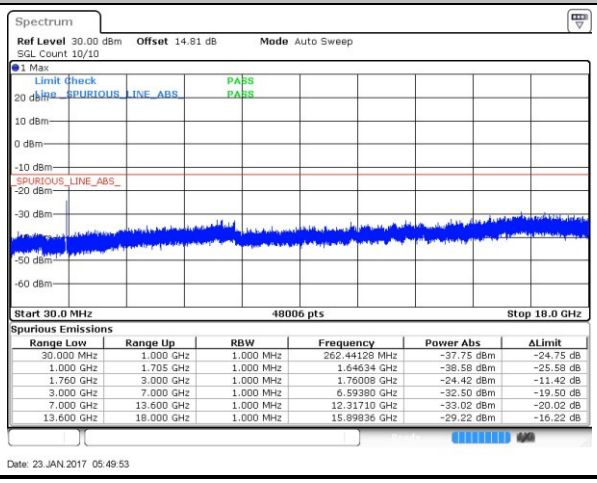

Spurious Emissions

Range Low	Range Up	RBW	Frequency	Power Abs	ΔLimit
30.000 MHz	1.000 GHz	1.000 MHz	262.44128 MHz	-37.75 dBm	-24.75 dB
1.000 GHz	1.705 GHz	1.000 MHz	1.64634 GHz	-38.58 dBm	-25.58 dB
1.760 GHz	3.000 GHz	1.000 MHz	1.76008 GHz	-24.42 dBm	-11.42 dB
3.000 GHz	7.000 GHz	1.000 MHz	6.59380 GHz	-32.50 dBm	-19.50 dB
7.000 GHz	13.600 GHz	1.000 MHz	12.31710 GHz	-33.02 dBm	-20.02 dB
13.600 GHz	18.000 GHz	1.000 MHz	15.89836 GHz	-29.22 dBm	-16.22 dB

Frequency Stability

Test Conditions	Middle Channel	GSM850 (GSM)	GSM850 (EDGE class 8)	Limit 2.5ppm
Temperature (°C)	Voltage (Volt)	Deviation (ppm)		Result
50	Normal Voltage	0.0036	0.0287	PASS
40	Normal Voltage	0.0024	0.0024	
30	Normal Voltage	0.0084	0.0359	
20(Ref.)	Normal Voltage	0.0000	0.0000	
10	Normal Voltage	0.0048	0.0191	
0	Normal Voltage	0.0048	0.0263	
-10	Normal Voltage	0.0072	0.0347	
-20	Normal Voltage	0.0012	0.0395	
-30	Normal Voltage	0.0036	0.0323	
20	Maximum Voltage	0.0000	0.0347	
20	Normal Voltage	0.0096	0.0311	
20	Battery End Point	0.0072	0.0215	

Note: Normal Voltage = 3.85 V. ；Battery End Point (BEP) = 3.45 V.；Maximum Voltage =4.4 V

Test Conditions	Middle Channel	GSM1900 (GSM)	GSM1900 (EDGE class 8)	Limit Note 2.
Temperature (°C)	Voltage (Volt)	Deviation (ppm)		Result
50	Normal Voltage	0.0043	0.0181	PASS
40	Normal Voltage	0.0005	0.0191	
30	Normal Voltage	0.0191	0.0053	
20(Ref.)	Normal Voltage	0.0000	0.0000	
10	Normal Voltage	0.0027	0.0165	
0	Normal Voltage	0.0016	0.0027	
-10	Normal Voltage	0.0154	0.0197	
-20	Normal Voltage	0.0000	0.0021	
-30	Normal Voltage	0.0149	0.0218	
20	Maximum Voltage	0.0138	0.0181	
20	Normal Voltage	0.0128	0.0122	
20	Battery End Point	0.0048	0.0186	

Note:

1. Normal Voltage = 3.85 V. ；Battery End Point (BEP) = 3.45 V.；Maximum Voltage =4.4 V
2. The frequency fundamental emissions stay within the authorized frequency block based on the frequency deviation measured is small.

Test Conditions	Middle Channel	WCDMA Band V (RMC 12.2Kbps)	Limit 2.5ppm
Temperature (°C)	Voltage (Volt)	Deviation (ppm)	Result
50	Normal Voltage	0.0012	PASS
40	Normal Voltage	0.0191	
30	Normal Voltage	0.0179	
20(Ref.)	Normal Voltage	0.0000	
10	Normal Voltage	0.0060	
0	Normal Voltage	0.0239	
-10	Normal Voltage	0.0215	
-20	Normal Voltage	0.0036	
-30	Normal Voltage	0.0155	
20	Maximum Voltage	0.0048	
20	Normal Voltage	0.0203	
20	Battery End Point	0.0143	

Note: Normal Voltage = 3.85V. ；Battery End Point (BEP) = 3.45 V.；Maximum Voltage =4.4 V

Test Conditions	Middle Channel	WCDMA Band II (RMC 12.2Kbps)	Limit Note 2.
Temperature (°C)	Voltage (Volt)	Deviation (ppm)	Result
50	Normal Voltage	0.0048	PASS
40	Normal Voltage	0.0037	
30	Normal Voltage	0.0032	
20(Ref.)	Normal Voltage	0.0000	
10	Normal Voltage	0.0011	
0	Normal Voltage	0.0043	
-10	Normal Voltage	0.0021	
-20	Normal Voltage	0.0064	
-30	Normal Voltage	0.0027	
20	Maximum Voltage	0.0053	
20	Normal Voltage	0.0032	
20	Battery End Point	0.0016	

Note:

1. Normal Voltage = 3.85V. ；Battery End Point (BEP) = 3.45 V.；Maximum Voltage =4.4 V
2. The frequency fundamental emissions stay within the authorized frequency block based on the frequency deviation measured is small.

Test Conditions	Middle Channel	WCDMA Band IV (RMC 12.2Kbps)	Limit Note 2.
Temperature (°C)	Voltage (Volt)	Deviation (ppm)	Result
50	Normal Voltage	0.0121	PASS
40	Normal Voltage	0.0139	
30	Normal Voltage	0.0023	
20(Ref.)	Normal Voltage	0.0000	
10	Normal Voltage	0.0092	
0	Normal Voltage	0.0063	
-10	Normal Voltage	0.0029	
-20	Normal Voltage	0.0052	
-30	Normal Voltage	0.0017	
20	Maximum Voltage	0.0087	
20	Normal Voltage	0.0012	
20	Battery End Point	0.0081	

Note:

1. Normal Voltage = 3.85 V. ；Battery End Point (BEP) = 3.45 V.；Maximum Voltage =4.4V
2. The frequency fundamental emissions stay within the authorized frequency block based on the frequency deviation measured is small.

Appendix B. Test Results of Radiated Test

Radiated Spurious Emission

GSM850 (GSM)									
Channel	Frequency (MHz)	ERP (dBm)	Limit (dBm)	Over Limit (dB)	SPA Reading (dBm)	S.G. Power (dBm)	TX Cable loss (dB)	TX Antenna Gain (dBi)	Polarization (H/V)
Middle	1672	-28.08	-13	-15.08	-29.51	-29.94	1.19	5.20	H
	2508	-43.93	-13	-30.93	-49.63	-46.15	1.53	5.90	H
	3345	-61.91	-13	-48.91	-65.86	-64.70	1.76	6.70	H
	1672	-26.26	-13	-13.26	-27.46	-28.12	1.19	5.20	V
	2508	-46.21	-13	-33.21	-50.62	-48.43	1.53	5.90	V
	3345	-65.04	-13	-52.04	-68.36	-67.83	1.76	6.70	V

Remark: Spurious emissions within 30-1000MHz were found more than 20dB below limit line.

GSM850 (EDGE class 8)									
Channel	Frequency (MHz)	ERP (dBm)	Limit (dBm)	Over Limit (dB)	SPA Reading (dBm)	S.G. Power (dBm)	TX Cable loss (dB)	TX Antenna Gain (dBi)	Polarization (H/V)
Middle	1672	-43.61	-13	-30.61	-44.47	-45.47	1.19	5.20	H
	2509	-56.95	-13	-43.95	-59.94	-59.17	1.53	5.90	H
	3345	-66.27	-13	-53.27	-70.22	-69.06	1.76	6.70	H
	1672	-40.24	-13	-27.24	-41.02	-42.10	1.19	5.20	V
	2509	-58.25	-13	-45.25	-60.23	-60.47	1.53	5.90	V
	3345	-67.50	-13	-54.50	-70.82	-70.29	1.76	6.70	V

Remark: Spurious emissions within 30-1000MHz were found more than 20dB below limit line.

GSM1900 (GSM)									
Channel	Frequency (MHz)	EIRP (dBm)	Limit (dBm)	Over Limit (dB)	SPA Reading (dBm)	S.G. Power (dBm)	TX Cable loss (dB)	TX Antenna Gain (dBi)	Polarization (H/V)
Middle	3760	-56.43	-13	-43.43	-59.94	-61.42	1.88	6.87	H
	5640	-48.09	-13	-35.09	-58.44	-55.39	2.38	9.68	H
	7520	-62.87	-13	-49.87	-74.90	-71.94	2.74	11.81	H
	3760	-49.61	-13	-36.61	-56.35	-54.60	1.88	6.87	V
	5640	-37.85	-13	-24.85	-53.16	-45.15	2.38	9.68	V
	7520	-64.13	-13	-51.13	-74.84	-73.20	2.74	11.81	V

Remark: Spurious emissions within 30-1000MHz were found more than 20dB below limit line.

GSM1900 (EDGE class 8)									
Channel	Frequency (MHz)	EIRP (dBm)	Limit (dBm)	Over Limit (dB)	SPA Reading (dBm)	S.G. Power (dBm)	TX Cable loss (dB)	TX Antenna Gain (dBi)	Polarization (H/V)
Middle	3760	-65.00	-13	-52.00	-68.51	-69.99	1.88	6.87	H
	5640	-60.36	-13	-47.36	-68.55	-67.66	2.38	9.68	H
	7520	-63.11	-13	-50.11	-75.14	-72.18	2.74	11.81	H
	3760	-62.19	-13	-49.19	-65.98	-67.18	1.88	6.87	V
	5640	-62.75	-13	-49.75	-71.32	-70.05	2.38	9.68	V
	7520	-63.77	-13	-50.77	-74.48	-72.84	2.74	11.81	V

Remark: Spurious emissions within 30-1000MHz were found more than 20dB below limit line.

WCDMA Band V(RMC 12.2Kbps)									
Channel	Frequency (MHz)	ERP (dBm)	Limit (dBm)	Over Limit (dB)	SPA Reading (dBm)	S.G. Power (dBm)	TX Cable loss (dB)	TX Antenna Gain (dBi)	Polarization (H/V)
Middle	1674	-47.86	-13	-34.86	-48.78	-49.72	1.19	5.20	H
	2508	-60.47	-13	-47.47	-63.46	-62.69	1.53	5.90	H
	3345	-66.88	-13	-53.88	-70.83	-69.67	1.76	6.70	H
	1674	-48.31	-13	-35.31	-48.09	-50.17	1.19	5.20	V
	2512	-62.26	-13	-49.26	-64.24	-64.48	1.53	5.90	V
	3345	-68.17	-13	-55.17	-71.49	-70.96	1.76	6.70	V

Remark: Spurious emissions within 30-1000MHz were found more than 20dB below limit line.

WCDMA Band II(RMC 12.2Kbps)									
Channel	Frequency (MHz)	EIRP (dBm)	Limit (dBm)	Over Limit (dB)	SPA Reading (dBm)	S.G. Power (dBm)	TX Cable loss (dB)	TX Antenna Gain (dBi)	Polarization (H/V)
Middle	3760	-66.53	-13	-53.53	-70.04	-71.52	1.88	6.87	H
	5640	-44.37	-13	-31.37	-56.48	-51.67	2.38	9.68	H
	7520	-63.10	-13	-50.10	-75.13	-72.17	2.74	11.81	H
	3760	-66.31	-13	-53.31	-70.1	-71.30	1.88	6.87	V
	5640	-35.71	-13	-22.71	-51.37	-43.01	2.38	9.68	V
	7520	-63.17	-13	-50.17	-73.88	-72.24	2.74	11.81	V

Remark: Spurious emissions within 30-1000MHz were found more than 20dB below limit line.

WCDMA Band IV(RMC 12.2Kbps)									
Channel	Frequency (MHz)	EIRP (dBm)	Limit (dBm)	Over Limit (dB)	SPA Reading (dBm)	S.G. Power (dBm)	TX Cable loss (dB)	TX Antenna Gain (dBi)	Polarization (H/V)
Middle	3465	-60.08	-13	-47.08	-66.87	-64.97	1.81	6.70	H
	5196	-46.37	-13	-33.37	-59.05	-53.27	2.23	9.13	H
	6930	-59.54	-13	-46.54	-74.72	-67.60	2.60	10.66	H
	3465	-56.19	-13	-43.19	-61.39	-61.08	1.81	6.70	V
	5196	-49.41	-13	-36.41	-62.96	-56.31	2.23	9.13	V
	6930	-56.12	-13	-43.12	-71.17	-64.18	2.6	10.66	V

Remark: Spurious emissions within 30-1000MHz were found more than 20dB below limit line.