Appendix A

Detailed Test Results

1. GSM
GSM850 for T-coil
GSM1900 for T-coil
2. WCDMA
WCDMA Band II for T-coil
WCDMA Band IV for T-coil
WCDMA Band V for T-coil
3. LTE
LTE Band 2 for T-coil
LTE Band 5 for T-coil
LTE Band 7 for T-coil
LTE Band 12 for T-coil
LTE Band 66 for T-coil
4. WIFI
WIFI 2.4G for T-coil

Date: 2020-10-17

Test Laboratory: SGS-SAR Lab

TA-1323 HAC-T-Coil-GSM850 GSM Voice 190CH

DUT: TA-1323; Type: Mobile Phone; Serial: 4d750300

Communication System: UID 0, GSM Only Communication System (0); Frequency: 836.6 MHz;Duty Cycle: 1:8.30042

Medium: Air;Medium parameters used: $\sigma = 0$ S/m, $\varepsilon_r = 1$; $\rho = 0$ kg/m^3
Phantom section: TCoil Section

DASY 5 Configuration:

- Probe: AM1DV3 - 3115; ; Calibrated: 2020-05-26
- Sensor-Surface: 0mm (Fix Surface)
- Electronics: DAE4 Sn896; Calibrated: 2020-06-11
- Phantom: HAC Test Arch with AMCC; Type: SD HAC P01 BA;
- DASY52 52.8.8(1222); SEMCAD X 14.6.10(7331)

T-Coil scan/General Scans/z (axial) 4.2mm 50 x 50/ABM SNR(x,y,z) (13x13x1):

Measurement grid: dx=10mm, dy=10mm
ABM1/ABM2 = 36.58 dB
ABM1 comp = 13.56 dBA/m
BWC Factor = 0.16 dB
Location: 8.3, 8.3, 3.7 mm

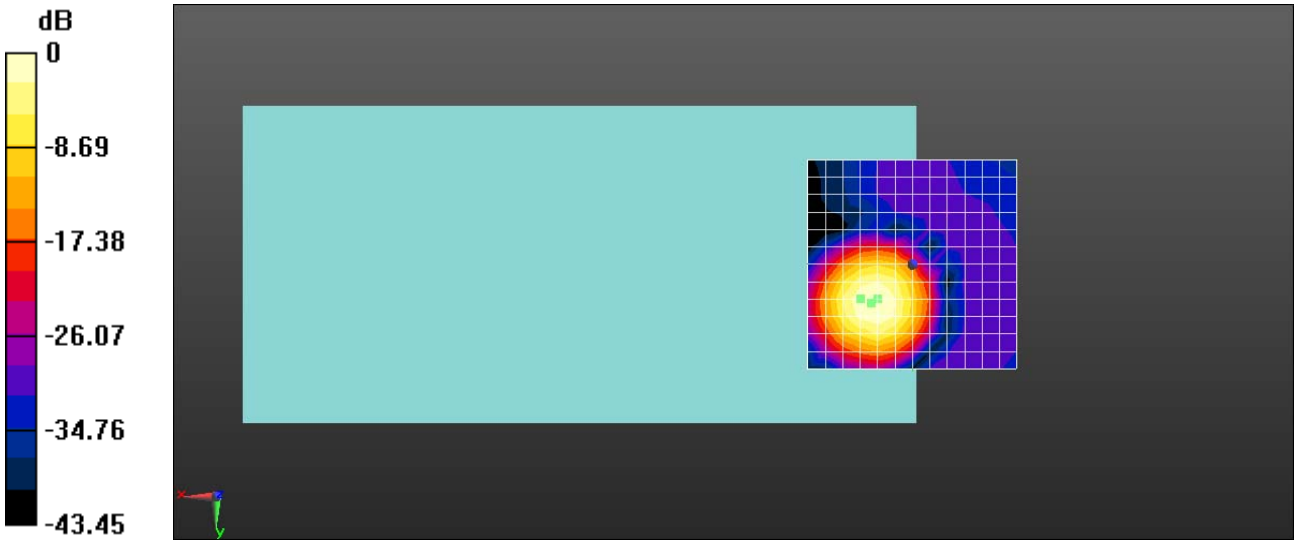

0 dB = 67.42 = 36.58 dB

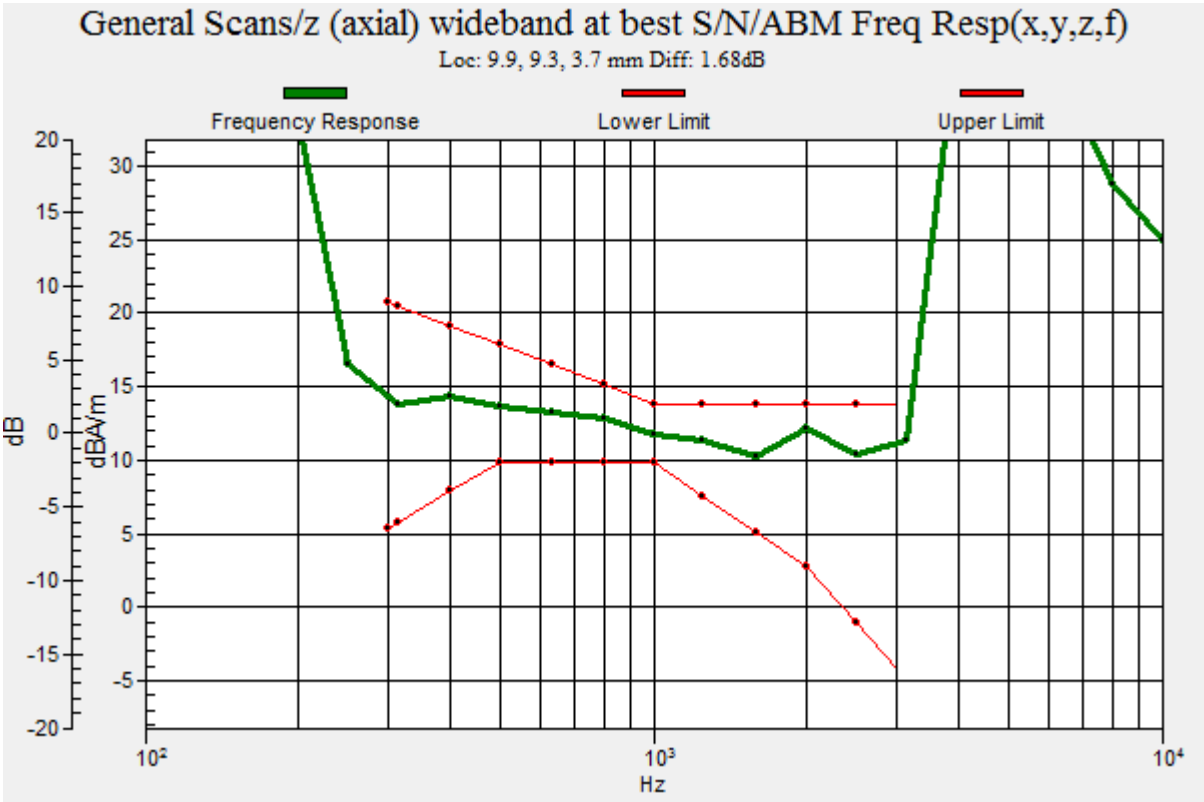
General Scans/z (axial) wideband at best S/N/ABM Freq Resp(x,y,z,f)
Loc: 9.9, 9.3, 3.7 mm Diff: 1.68dB
Frequency Response
Lower Limit
Upper Limit
dB
dBA/m
Hz

Date: 2020-10-17

Test Laboratory: SGS-SAR Lab

TA-1323 HAC-T-Coil-GSM850 GSM Voice 190CH

DUT: TA-1323; Type: Mobile Phone; Serial: 4d750300

Communication System: UID 0, GSM Only Communication System (0); Frequency: 836.6 MHz;Duty Cycle: 1:8.30042

Medium: Air;Medium parameters used: $\sigma = 0$ S/m, $\varepsilon_r = 1$; $\rho = 0$ kg/m^3
Phantom section: TCoil Section

DASY 5 Configuration:

- Probe: AM1DV3 - 3115; ; Calibrated: 2020-05-26
- Sensor-Surface: 0mm (Fix Surface)
- Electronics: DAE4 Sn896; Calibrated: 2020-06-11
- Phantom: HAC Test Arch with AMCC; Type: SD HAC P01 BA;
- DASY52 52.8.8(1222); SEMCAD X 14.6.10(7331)

T-Coil scan/General Scans/y (transversal) 4.2mm 50 x 50/ABM SNR(x,y,z) (13x13x1): Measurement grid: dx=10mm, dy=10mm
ABM1/ABM2 = 40.71 dB
ABM1 comp = 5.27 dBA/m
BWC Factor = 0.16 dB
Location: 8.3, 0, 3.7 mm

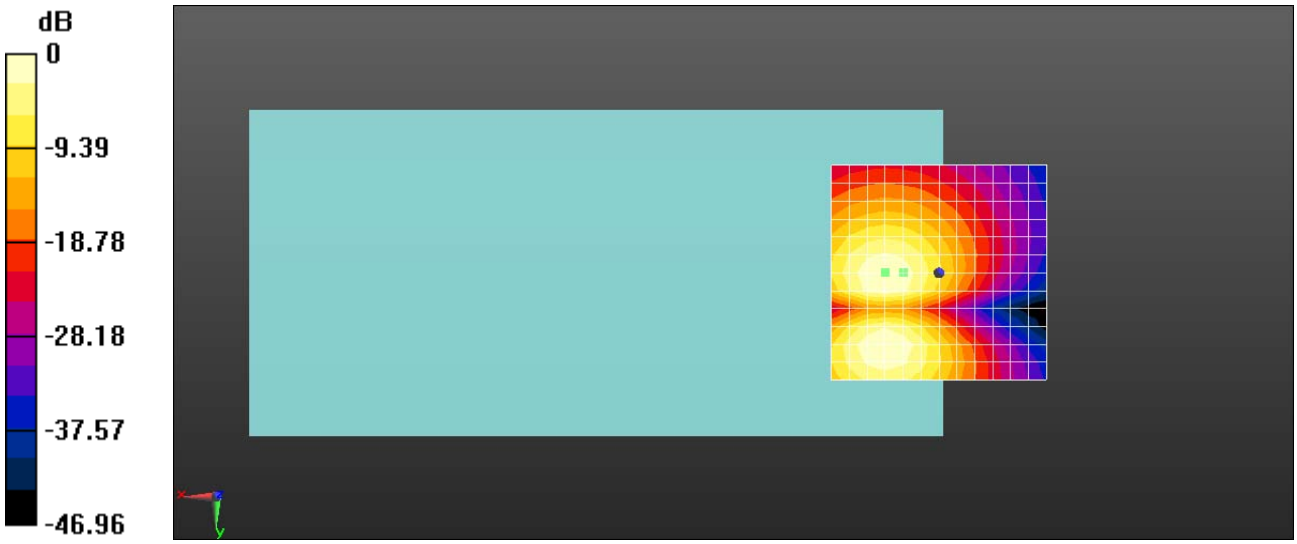

0 dB = 108.5 = 40.71 dB

Date: 2020-12-04

Test Laboratory: SGS-SAR Lab

TA-1323 HAC-T-Coil-GSM850 EGPRS 2TS 190CH

DUT: TA-1323; Type: Mobile Phone; Serial: 97aa0300

Communication System: UID 0, GPRS/EGPRS Mode(2up) Communication System (0); Frequency: 836.6 MHz;Duty Cycle: 1:4.14954

Medium: Air;Medium parameters used: $\sigma = 0$ S/m, $\varepsilon_r = 1$; $\rho = 0$ kg/m^3
Phantom section: TCoil Section

DASY 5 Configuration:

- Probe: AM1DV3 - 3115; ; Calibrated: 2020-05-26
- Sensor-Surface: 0mm (Fix Surface)
- Electronics: DAE4 Sn896; Calibrated: 2020-06-11
- Phantom: HAC Test Arch with AMCC; Type: SD HAC P01 BA;
- DASY52 52.8.8(1222); SEMCAD X 14.6.10(7331)

T-Coil scan/General Scans/z (axial) 4.2mm 50 x 50/ABM SNR(x,y,z) (13x13x1):

Measurement grid: dx=10mm, dy=10mm
ABM1/ABM2 = 32.23 dB
ABM1 comp = 11.90 dBA/m
BWC Factor = 0.20 dB
Location: 12.5, 8.3, 3.7 mm

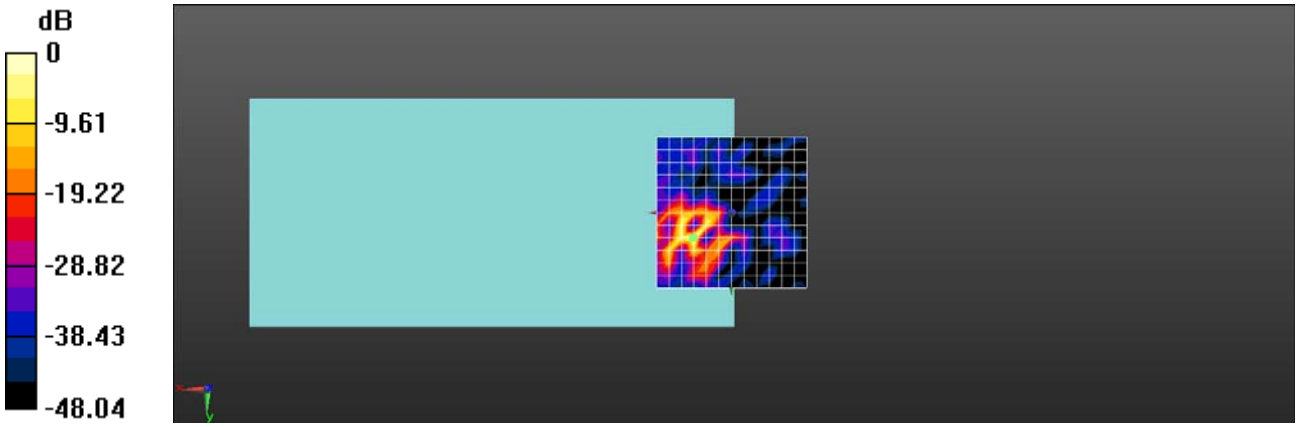

0 dB = 40.86 = 32.23 dB

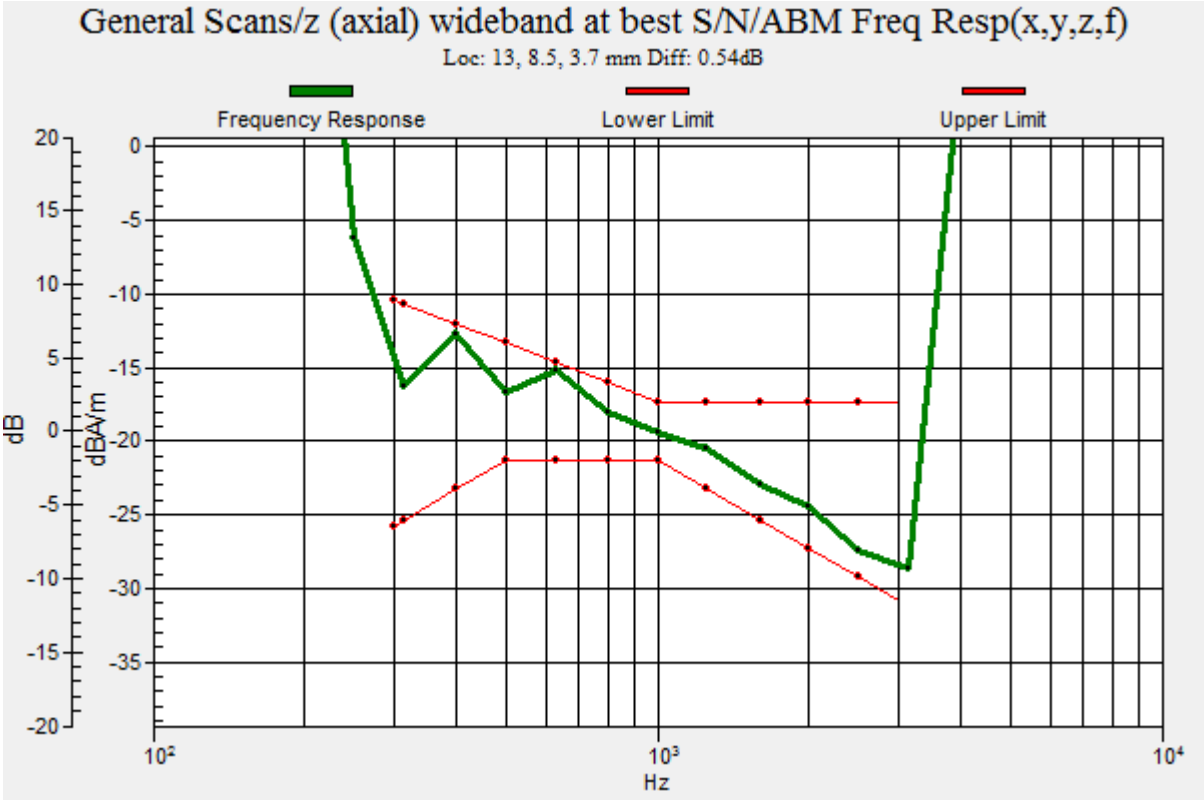
General Scans/z (axial) wideband at best S/N/ABM Freq Resp(x,y,z,f)
Loc: 13, 8.5, 3.7 mm Diff: 0.54dB
Frequency Response
Lower Limit
Upper Limit
dB
dBA/m
Hz

Date: 2020-12-04

Test Laboratory: SGS-SAR Lab

TA-1323 HAC-T-Coil-GSM850 EGPRS 2TS 190CH

DUT: TA-1323; Type: Mobile Phone; Serial: 97aa0300

Communication System: UID 0, GPRS/EGPRS Mode(2up) Communication System (0); Frequency: 836.6 MHz;Duty Cycle: 1:4.14954

Medium: Air;Medium parameters used: $\sigma = 0$ S/m, $\varepsilon_r = 1$; $\rho = 0$ kg/m^3
Phantom section: TCoil Section

DASY 5 Configuration:

- Probe: AM1DV3 - 3115; ; Calibrated: 2020-05-26
- Sensor-Surface: 0mm (Fix Surface)
- Electronics: DAE4 Sn896; Calibrated: 2020-06-11
- Phantom: HAC Test Arch with AMCC; Type: SD HAC P01 BA;
- DASY52 52.8.8(1222); SEMCAD X 14.6.10(7331)

T-Coil scan/General Scans/y (transversal) 4.2mm 50 x 50/ABM SNR(x,y,z) (13x13x1): Measurement grid: dx=10mm, dy=10mm
ABM1/ABM2 = 34.50 dB
ABM1 comp = 5.09 dBA/m
BWC Factor = 0.20 dB
Location: 12.5, 0, 3.7 mm

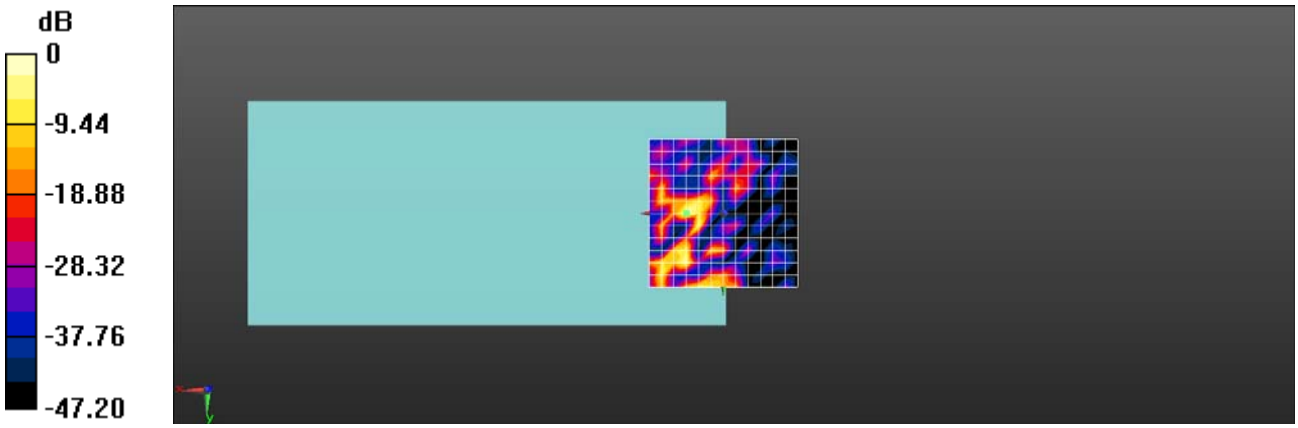

0 dB = 53.11 = 34.50 dB

Date: 2020-12-04

Test Laboratory: SGS-SAR Lab

TA-1323 HAC-T-Coil-GSM850 GSM Voice 190CH Sample2

DUT: TA-1323; Type: Mobile Phone; Serial: A00000K5800B0500063

Communication System: UID 0, GSM Only Communication System (0); Frequency: 836.6 MHz;Duty Cycle: 1:8.30042

Medium: Air;Medium parameters used: $\sigma = 0$ S/m, $\varepsilon_r = 1$; $\rho = 0$ kg/m^3
Phantom section: TCoil Section

DASY 5 Configuration:

- Probe: AM1DV3 - 3115; ; Calibrated: 2020-05-26
- Sensor-Surface: 0mm (Fix Surface)
- Electronics: DAE4 Sn896; Calibrated: 2020-06-11
- Phantom: HAC Test Arch with AMCC; Type: SD HAC P01 BA;
- DASY52 52.8.8(1222); SEMCAD X 14.6.10(7331)

T-Coil scan/General Scans/z (axial) 4.2mm 50 x 50/ABM SNR(x,y,z) (13x13x1):

Measurement grid: dx=10mm, dy=10mm
ABM1/ABM2 = 38.06 dB
ABM1 comp = 16.47 dBA/m
BWC Factor = 0.17 dB
Location: 8.3, 8.3, 3.7 mm

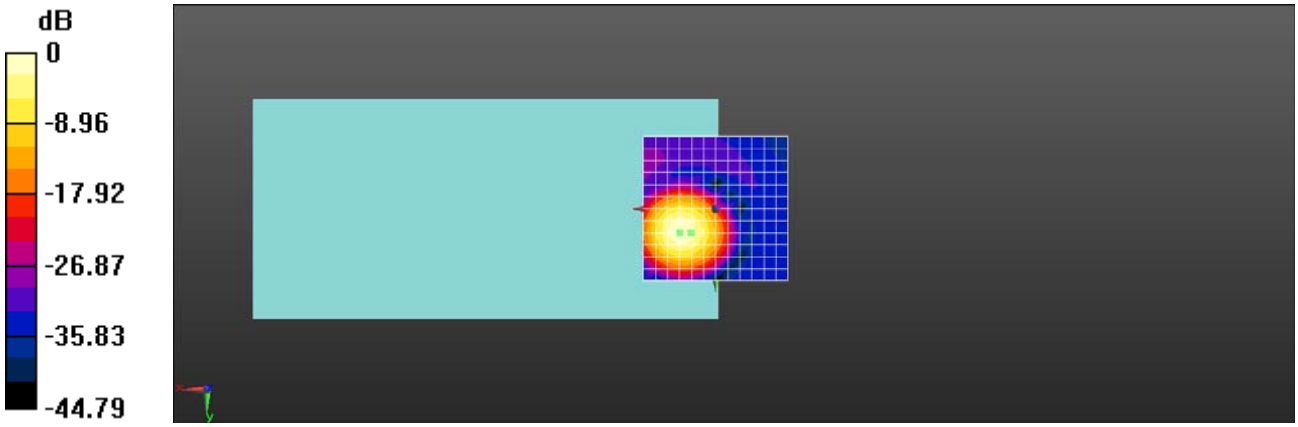

0 dB = 79.94 = 38.06 dB

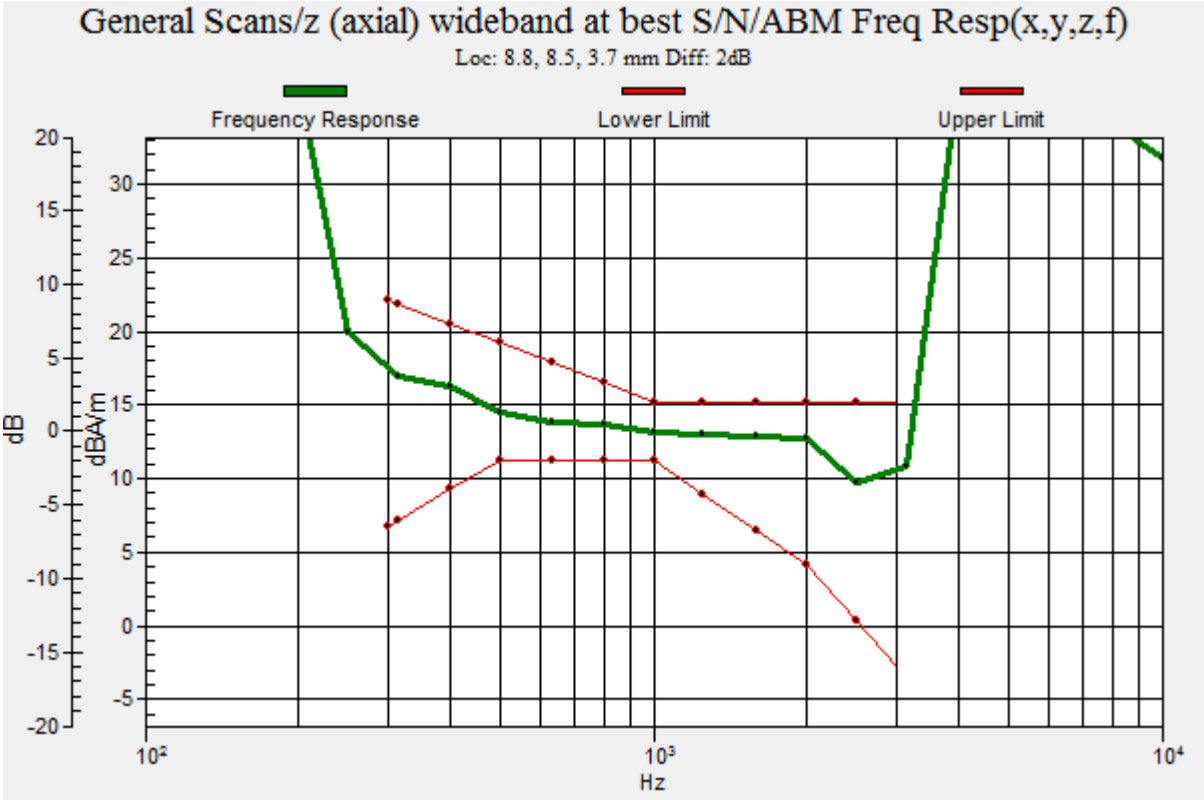
General Scans/z (axial) wideband at best S/N/ABM Freq Resp(x,y,z,f)
Loc: 8.8, 8.5, 3.7 mm Diff: 2dB
Frequency Response
Lower Limit
Upper Limit
dB
dBA/m
Hz

Date: 2020-12-04

Test Laboratory: SGS-SAR Lab

TA-1323 HAC-T-Coil-GSM850 GSM Voice 190CH Sample2

DUT: TA-1323; Type: Mobile Phone; Serial: A00000K5800B0500063

Communication System: UID 0, GSM Only Communication System (0); Frequency: 836.6 MHz;Duty Cycle: 1:8.30042

Medium: Air;Medium parameters used: $\sigma = 0$ S/m, $\varepsilon_r = 1$; $\rho = 0$ kg/m^3
Phantom section: TCoil Section

DASY 5 Configuration:

- Probe: AM1DV3 - 3115; ; Calibrated: 2020-05-26
- Sensor-Surface: 0mm (Fix Surface)
- Electronics: DAE4 Sn896; Calibrated: 2020-06-11
- Phantom: HAC Test Arch with AMCC; Type: SD HAC P01 BA;
- DASY52 52.8.8(1222); SEMCAD X 14.6.10(7331)

T-Coil scan/General Scans/y (transversal) 4.2mm 50 x 50/ABM SNR(x,y,z) (13x13x1): Measurement grid: dx=10mm, dy=10mm
ABM1/ABM2 = 44.11 dB
ABM1 comp = 8.61 dBA/m
BWC Factor = 0.17 dB
Location: 8.3, 16.7, 3.7 mm

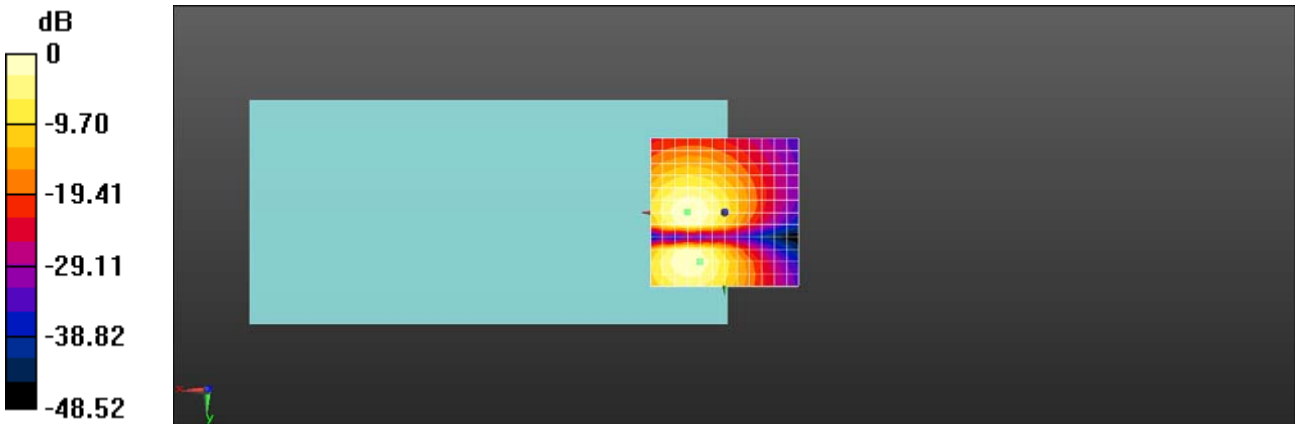

0 dB = 160.6 = 44.11 dB

Date: 2020-12-09

Test Laboratory: SGS-SAR Lab

TA-1323 HAC-T-Coil-GSM850 EGPRS 2TS 190CH Sample2

DUT: TA-1323; Type: Mobile Phone; Serial: A00000K5800B0500063

Communication System: UID 0, GPRS/EGPRS Mode(2up) Communication System (0); Frequency: 836.6 MHz;Duty Cycle: 1:4.14954

Medium: Air;Medium parameters used: $\sigma = 0$ S/m, $\varepsilon_r = 1$; $\rho = 0$ kg/m^3
Phantom section: TCoil Section

DASY 5 Configuration:

- Probe: AM1DV3 - 3115; ; Calibrated: 2020-05-26
- Sensor-Surface: 0mm (Fix Surface)
- Electronics: DAE4 Sn896; Calibrated: 2020-06-11
- Phantom: HAC Test Arch with AMCC; Type: SD HAC P01 BA;
- DASY52 52.8.8(1222); SEMCAD X 14.6.10(7331)

T-Coil scan/General Scans/z (axial) 4.2mm 50 x 50/ABM SNR(x,y,z) (13x13x1):

Measurement grid: dx=10mm, dy=10mm
ABM1/ABM2 = 37.95 dB
ABM1 comp = 10.64 dBA/m
BWC Factor = 0.19 dB
Location: 8.3, 8.3, 3.7 mm

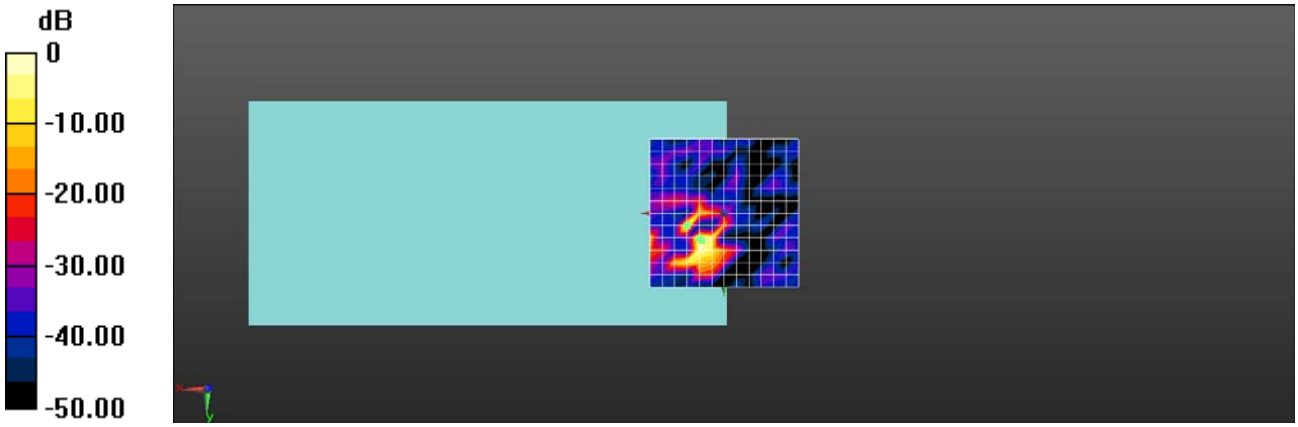

0 dB = 78.98 = 37.95 dB

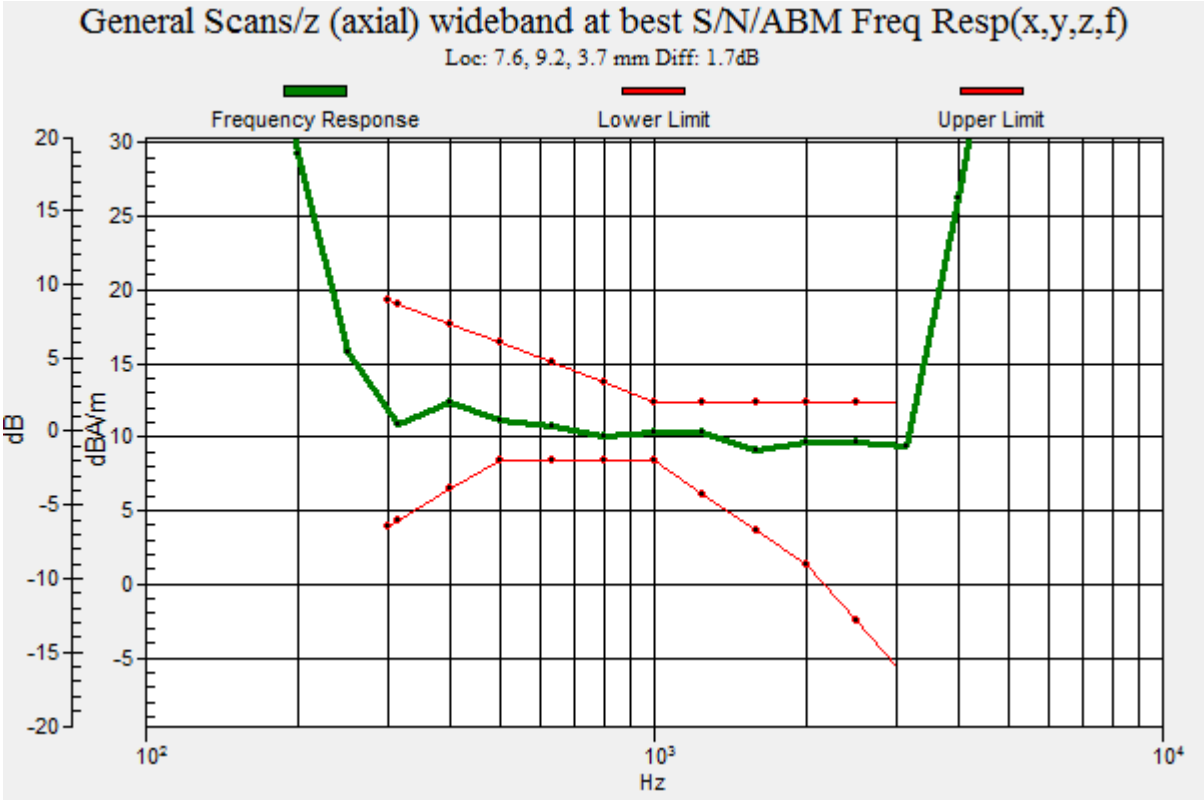
General Scans/z (axial) wideband at best S/N/ABM Freq Resp(x,y,z,f)
Loc: 7.6, 9.2, 3.7 mm Diff: 1.7dB
Frequency Response
Lower Limit
Upper Limit
dB
dBA/m
Hz

Date: 2020-12-09

Test Laboratory: SGS-SAR Lab

TA-1323 HAC-T-Coil-GSM850 EGPRS 2TS 190CH Sample2

DUT: TA-1323; Type: Mobile Phone; Serial: A00000K5800B0500063

Communication System: UID 0, GPRS/EGPRS Mode(2up) Communication System (0); Frequency: 836.6 MHz;Duty Cycle: 1:4.14954

Medium: Air;Medium parameters used: $\sigma = 0$ S/m, $\varepsilon_r = 1$; $\rho = 0$ kg/m^3
Phantom section: TCoil Section

DASY 5 Configuration:

- Probe: AM1DV3 - 3115; ; Calibrated: 2020-05-26
- Sensor-Surface: 0mm (Fix Surface)
- Electronics: DAE4 Sn896; Calibrated: 2020-06-11
- Phantom: HAC Test Arch with AMCC; Type: SD HAC P01 BA;
- DASY52 52.8.8(1222); SEMCAD X 14.6.10(7331)

T-Coil scan/General Scans/y (transversal) 4.2mm 50 x 50/ABM SNR(x,y,z) (13x13x1): Measurement grid: dx=10mm, dy=10mm
ABM1/ABM2 = 32.74 dB
ABM1 comp = -3.26 dBA/m
BWC Factor = 0.19 dB
Location: 16.7, 12.5, 3.7 mm

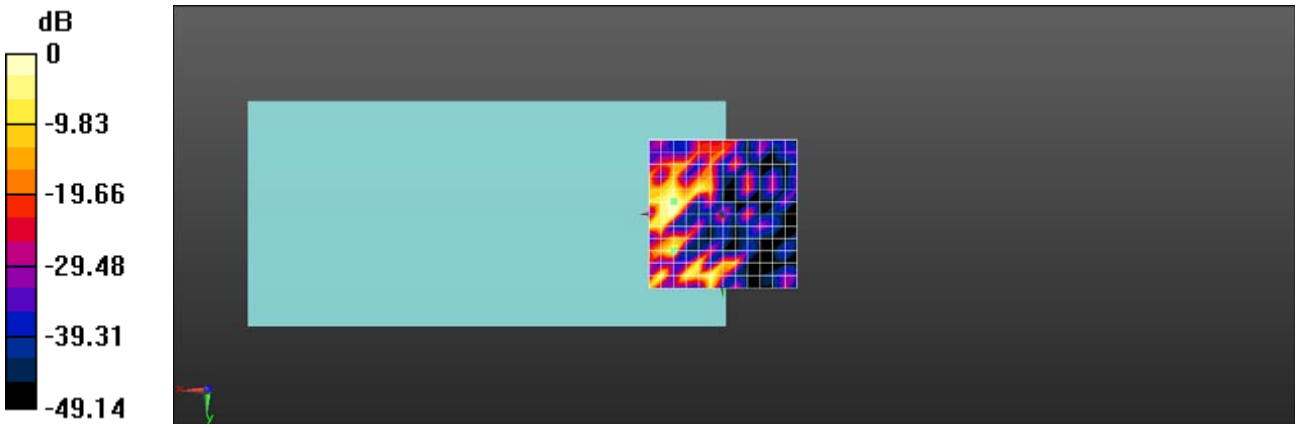

0 dB = 43.33 = 32.74 dB

Date: 2020-10-17

Test Laboratory: SGS-SAR Lab

TA-1323 HAC-T-Coil-GSM1900 GSM Voice 661CH

DUT: TA-1323; Type: Mobile Phone; Serial: 4d750300

Communication System: UID 0, GSM Only Communication System (0); Frequency: 1880 MHz;Duty Cycle: 1:8.30042

Medium: Air;Medium parameters used: $\sigma = 0$ S/m, $\varepsilon_r = 1$; $\rho = 0$ kg/m^3
Phantom section: TCoil Section

DASY 5 Configuration:

- Probe: AM1DV3 - 3115; ; Calibrated: 2020-05-26
- Sensor-Surface: 0mm (Fix Surface)
- Electronics: DAE4 Sn896; Calibrated: 2020-06-11
- Phantom: HAC Test Arch with AMCC; Type: SD HAC P01 BA;
- DASY52 52.8.8(1222); SEMCAD X 14.6.10(7331)

T-Coil scan/General Scans/z (axial) 4.2mm 50 x 50/ABM SNR(x,y,z) (13x13x1):

Measurement grid: dx=10mm, dy=10mm
ABM1/ABM2 = 39.63 dB
ABM1 comp = 13.34 dBA/m
BWC Factor = 0.16 dB
Location: 8.3, 8.3, 3.7 mm

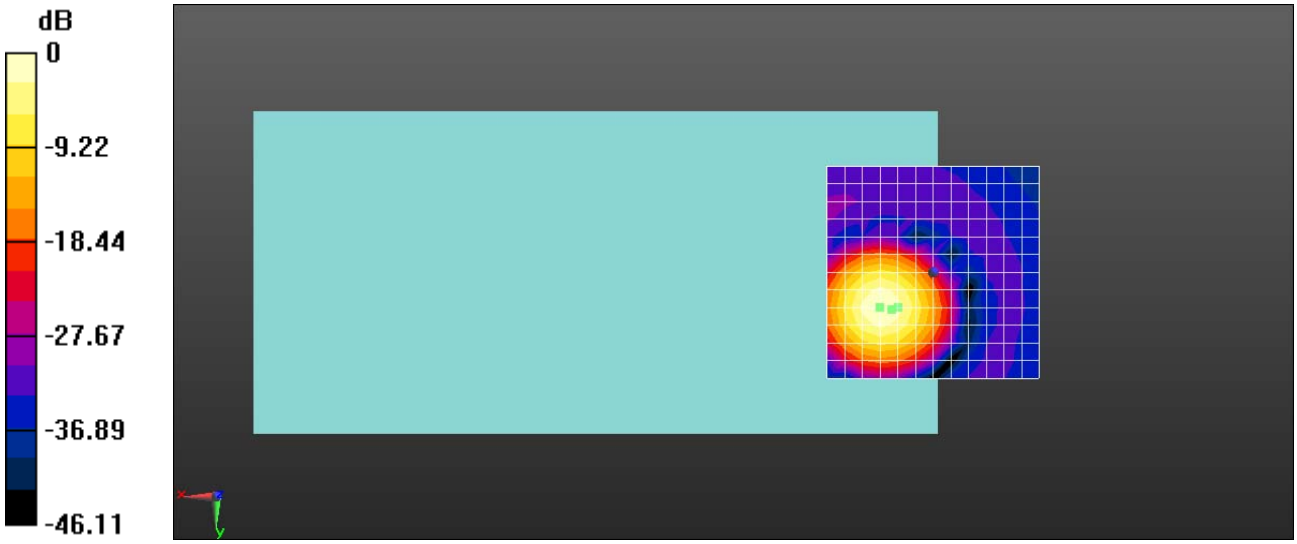

0 dB = 95.83 = 39.63 dB

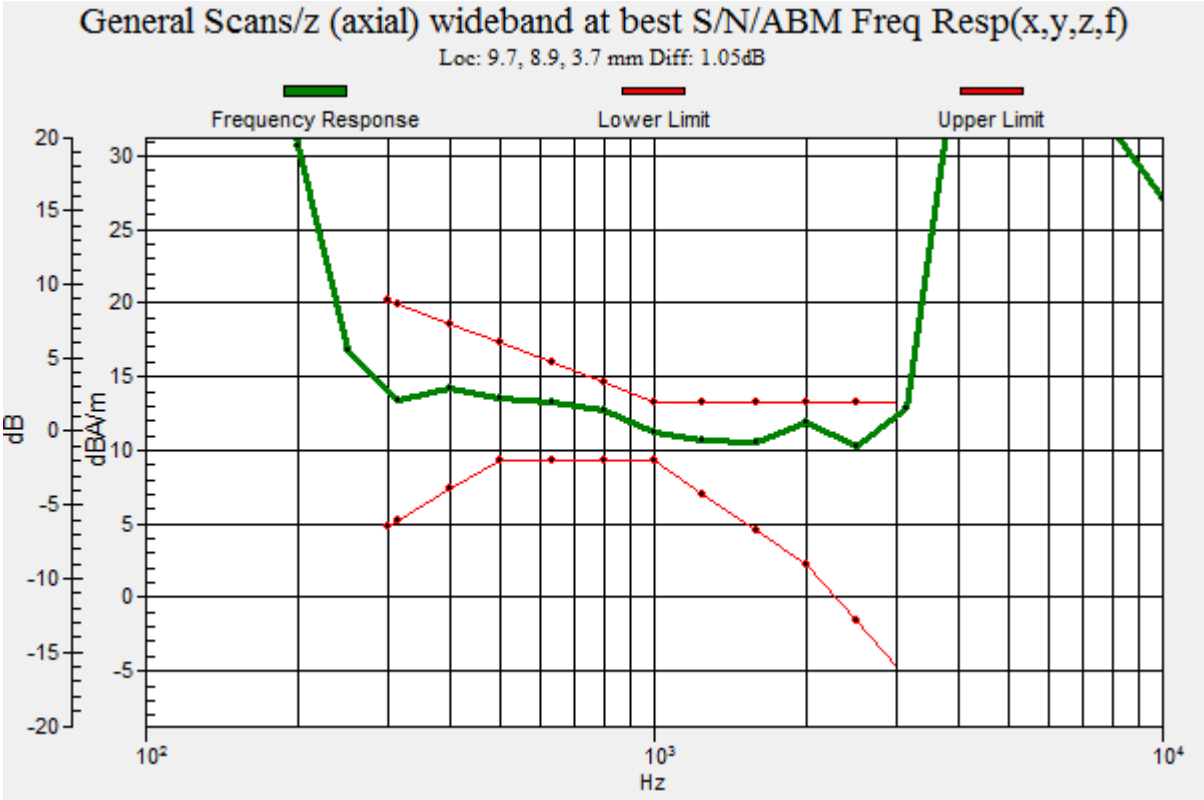
General Scans/z (axial) wideband at best S/N/ABM Freq Resp(x,y,z,f)
Loc: 9.7, 8.9, 3.7 mm Diff: 1.05dB
Frequency Response
Lower Limit
Upper Limit
dB
dBA/m
Hz

Date: 2020-10-17

Test Laboratory: SGS-SAR Lab

TA-1323 HAC-T-Coil-GSM1900 GSM Voice 661CH

DUT: TA-1323; Type: Mobile Phone; Serial: 4d750300

Communication System: UID 0, GSM Only Communication System (0); Frequency: 1880 MHz;Duty Cycle: 1:8.30042

Medium: Air;Medium parameters used: $\sigma = 0$ S/m, $\varepsilon_r = 1$; $\rho = 0$ kg/m^3
Phantom section: TCoil Section

DASY 5 Configuration:

- Probe: AM1DV3 - 3115; ; Calibrated: 2020-05-26
- Sensor-Surface: 0mm (Fix Surface)
- Electronics: DAE4 Sn896; Calibrated: 2020-06-11
- Phantom: HAC Test Arch with AMCC; Type: SD HAC P01 BA;
- DASY52 52.8.8(1222); SEMCAD X 14.6.10(7331)

T-Coil scan/General Scans/y (transversal) 4.2mm 50 x 50/ABM SNR(x,y,z) (13x13x1): Measurement grid: dx=10mm, dy=10mm
ABM1/ABM2 = 42.78 dB
ABM1 comp = 6.60 dBA/m
BWC Factor = 0.16 dB
Location: 12.5, 0, 3.7 mm

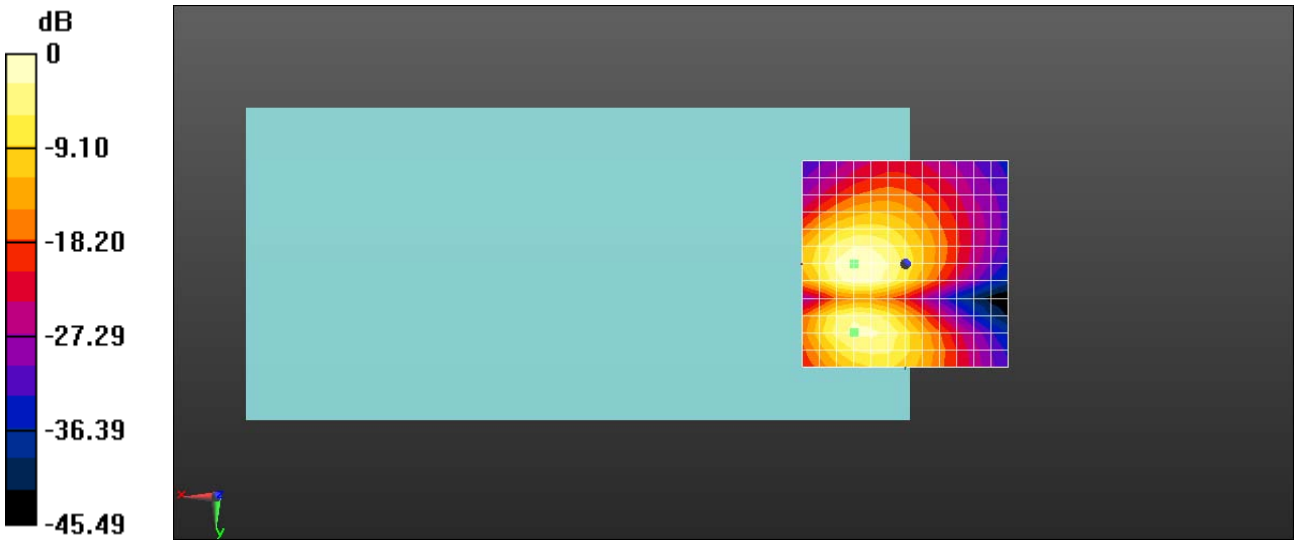

0 dB = 137.8 = 42.78 dB

Date: 2021-01-01

Test Laboratory: SGS-SAR Lab

BE2012 HAC-T-Coil-GSM1900 EGPRS 2TS 661CH

DUT: TA-1323; Type: Mobile Phone; Serial: 97aa0300

Communication System: UID 0, GPRS/EGPRS Mode(2up) Communication System (0); Frequency: 1880 MHz;Duty Cycle: 1:4.14954

Medium: Air;Medium parameters used: $\sigma = 0$ S/m, $\varepsilon_r = 1$; $\rho = 0$ kg/m^3
Phantom section: TCoil Section

DASY 5 Configuration:

- Probe: AM1DV3 - 3115; ; Calibrated: 2020-05-26
- Sensor-Surface: 0mm (Fix Surface)
- Electronics: DAE4 Sn896; Calibrated: 2020-06-11
- Phantom: HAC Test Arch with AMCC; Type: SD HAC P01 BA;
- DASY52 52.8.8(1222); SEMCAD X 14.6.10(7331)

T-Coil scan/General Scans/z (axial) 4.2mm 50 x 50/ABM SNR(x,y,z) (13x13x1):

Measurement grid: dx=10mm, dy=10mm
ABM1/ABM2 = 37.95 dB
ABM1 comp = 12.36 dBA/m
BWC Factor = 0.18 dB
Location: 8.3, 8.3, 3.7 mm



0 dB = 79.00 = 37.95 dB

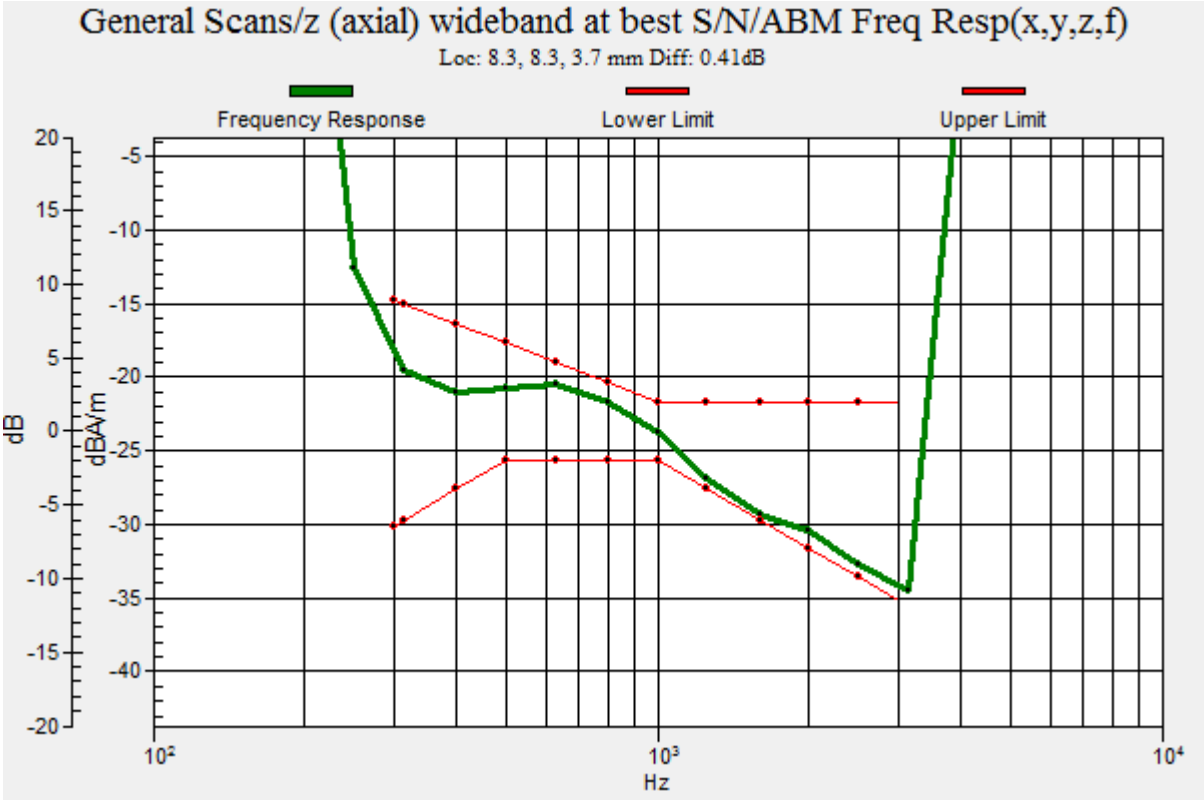
General Scans/z (axial) wideband at best S/N/ABM Freq Resp(x,y,z,f)
Loc: 8.3, 8.3, 3.7 mm Diff: 0.41dB
Frequency Response
Lower Limit
Upper Limit
dB
dBA/m
Hz

Date: 2020-01-01

Test Laboratory: SGS-SAR Lab

BE2012 HAC-T-Coil-GSM1900 EGPRS 2TS 661CH

DUT: TA-1323; Type: Mobile Phone; Serial: 97aa0300

Communication System: UID 0, GPRS/EGPRS Mode(2up) Communication System (0); Frequency: 1880 MHz;Duty Cycle: 1:4.14954

Medium: Air;Medium parameters used: $\sigma = 0$ S/m, $\varepsilon_r = 1$; $\rho = 0$ kg/m^3
Phantom section: TCoil Section

DASY 5 Configuration:

- Probe: AM1DV3 - 3115; ; Calibrated: 2020-05-26
- Sensor-Surface: 0mm (Fix Surface)
- Electronics: DAE4 Sn896; Calibrated: 2020-06-11
- Phantom: HAC Test Arch with AMCC; Type: SD HAC P01 BA;
- DASY52 52.8.8(1222); SEMCAD X 14.6.10(7331)

T-Coil scan/General Scans/y (transversal) 4.2mm 50 x 50/ABM SNR(x,y,z) (13x13x1): Measurement grid: dx=10mm, dy=10mm
ABM1/ABM2 = 38.71 dB
ABM1 comp = 8.79 dBA/m
BWC Factor = 0.18 dB
Location: 12.5, 0, 3.7 mm



0 dB = 86.15 = 38.71 dB

Date: 2020-10-17

Test Laboratory: SGS-SAR Lab

TA-1323 HAC-T-Coil-WCDMA Band II AMR Voice 9400CH

DUT: TA-1323; Type: Mobile Phone; Serial: 4d750300

Communication System: UID 0, WCDMA (0); Frequency: 1880 MHz;Duty Cycle: 1:1

Medium: Air;Medium parameters used: $\sigma = 0$ S/m, $\varepsilon_r = 1$; $\rho = 0$ kg/m^3
Phantom section: TCoil Section

DASY 5 Configuration:

- Probe: AM1DV3 - 3115; ; Calibrated: 2020-05-26
- Sensor-Surface: 0mm (Fix Surface)
- Electronics: DAE4 Sn896; Calibrated: 2020-06-11
- Phantom: HAC Test Arch with AMCC; Type: SD HAC P01 BA;
- DASY52 52.8.8(1222); SEMCAD X 14.6.10(7331)

T-Coil scan/General Scans/z (axial) 4.2mm 50 x 50/ABM SNR(x,y,z) (13x13x1):

Measurement grid: dx=10mm, dy=10mm
ABM1/ABM2 = 41.04 dB
ABM1 comp = 14.35 dBA/m
BWC Factor = 0.16 dB
Location: 12.5, 8.3, 3.7 mm

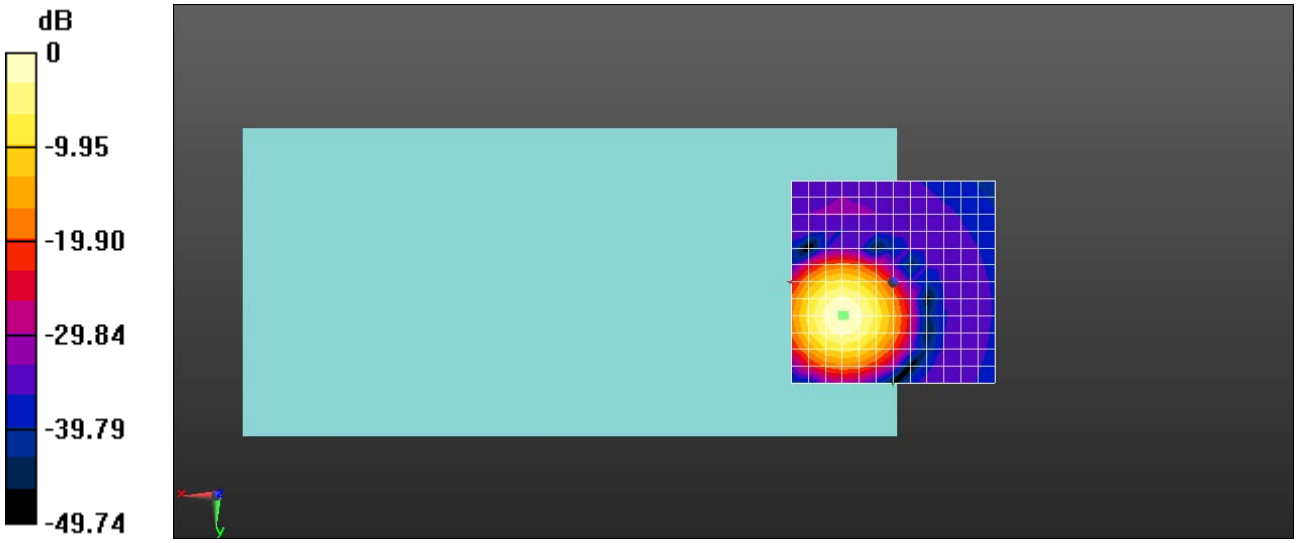

0 dB = 112.7 = 41.04 dB

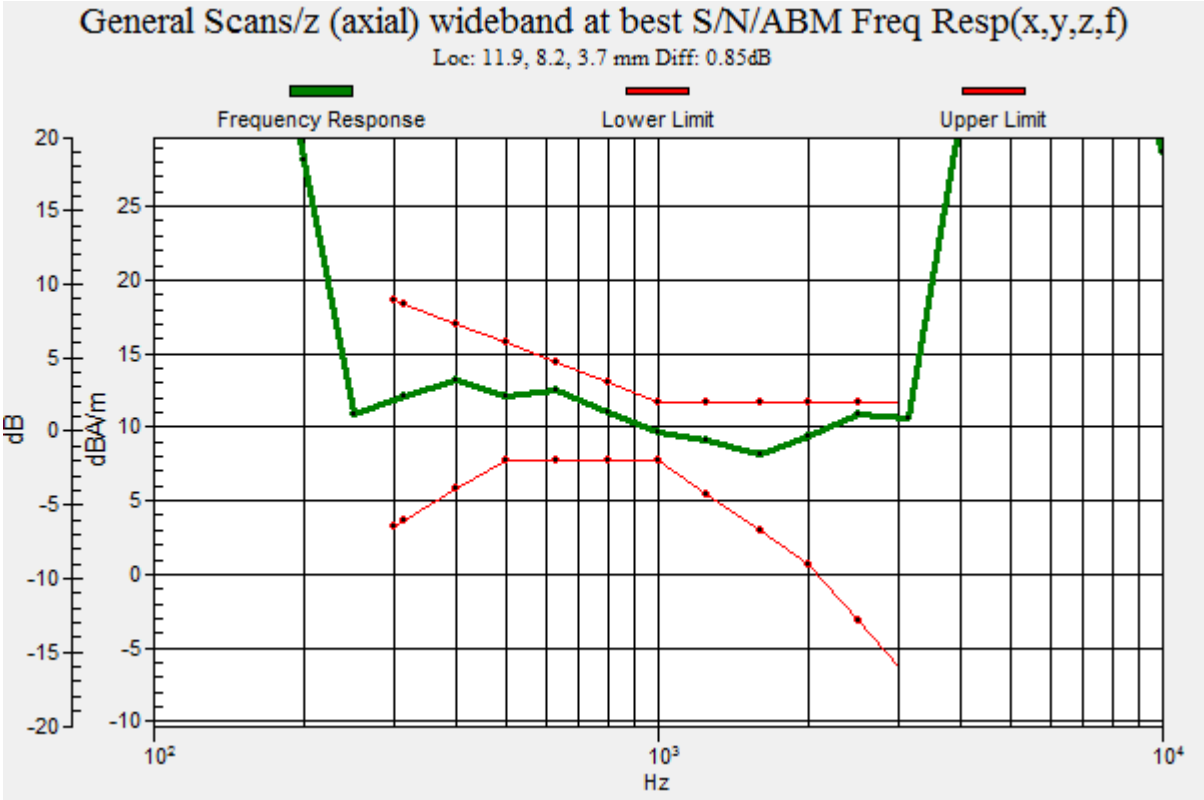
General Scans/z (axial) wideband at best S/N/ABM Freq Resp(x,y,z,f)
Loc: 11.9, 8.2, 3.7 mm Diff: 0.85dB
Frequency Response
Lower Limit
Upper Limit
dB
dBA/m
Hz

Date: 2020-10-17

Test Laboratory: SGS-SAR Lab

TA-1323 HAC-T-Coil-WCDMA Band II AMR Voice 9400CH

DUT: TA-1323; Type: Mobile Phone; Serial: 4d750300

Communication System: UID 0, WCDMA (0); Frequency: 1880 MHz;Duty Cycle: 1:1

Medium: Air;Medium parameters used: $\sigma = 0$ S/m, $\varepsilon_r = 1$; $\rho = 0$ kg/m^3
Phantom section: TCoil Section

DASY 5 Configuration:

- Probe: AM1DV3 - 3115; ; Calibrated: 2020-05-26
- Sensor-Surface: 0mm (Fix Surface)
- Electronics: DAE4 Sn896; Calibrated: 2020-06-11
- Phantom: HAC Test Arch with AMCC; Type: SD HAC P01 BA;
- DASY52 52.8.8(1222); SEMCAD X 14.6.10(7331)

T-Coil scan/General Scans/y (transversal) 4.2mm 50 x 50/ABM SNR(x,y,z) (13x13x1): Measurement grid: dx=10mm, dy=10mm
ABM1/ABM2 = 42.13 dB
ABM1 comp = 5.79 dBA/m
BWC Factor = 0.16 dB
Location: 12.5, 0, 3.7 mm

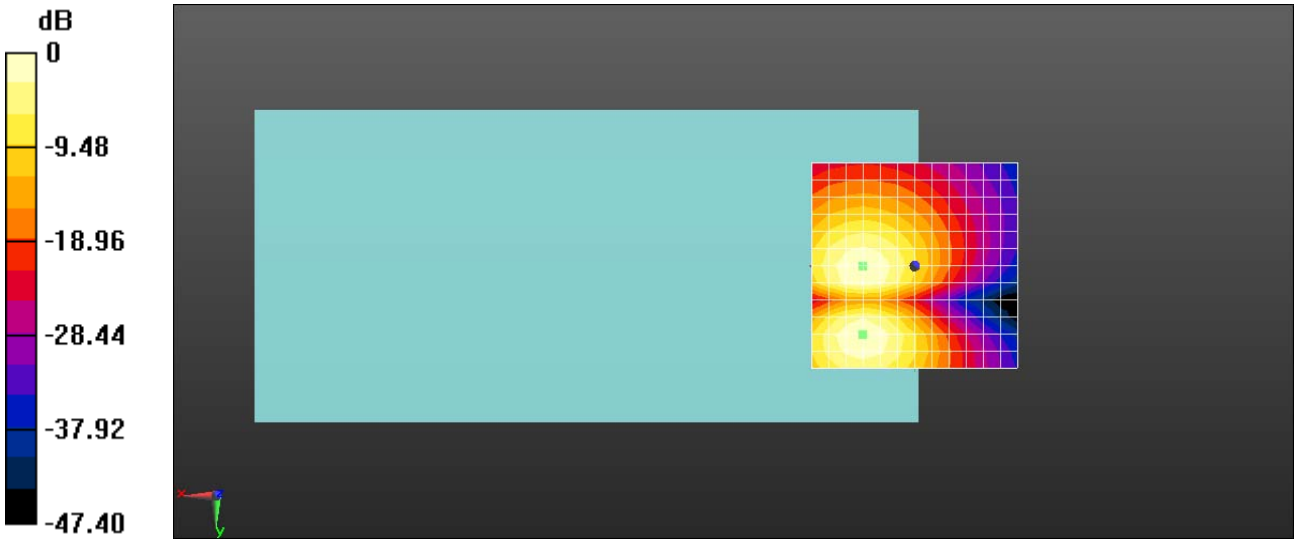

0 dB = 127.8 = 42.13 dB

Date: 2020-12-01

Test Laboratory: SGS-SAR Lab

TA-1323 HAC-T-Coil-WCDMA Band II HSPA 9400CH

DUT: TA-1323; Type: Mobile Phone; Serial: 97aa0300

Communication System: UID 0, WCDMA (0); Frequency: 1880 MHz;Duty Cycle: 1:1

Medium: Air;Medium parameters used: $\sigma = 0$ S/m, $\varepsilon_r = 1$; $\rho = 0$ kg/m^3
Phantom section: TCoil Section

DASY 5 Configuration:

- Probe: AM1DV3 - 3115; ; Calibrated: 2020-05-26
- Sensor-Surface: 0mm (Fix Surface)
- Electronics: DAE4 Sn896; Calibrated: 2020-06-11
- Phantom: HAC Test Arch with AMCC; Type: SD HAC P01 BA;
- DASY52 52.8.8(1222); SEMCAD X 14.6.10(7331)

T-Coil scan/General Scans/z (axial) 4.2mm 50 x 50/ABM SNR(x,y,z) (13x13x1):

Measurement grid: dx=10mm, dy=10mm
ABM1/ABM2 = 36.06 dB
ABM1 comp = 9.23 dBA/m
BWC Factor = 0.20 dB
Location: 8.3, 8.3, 3.7 mm

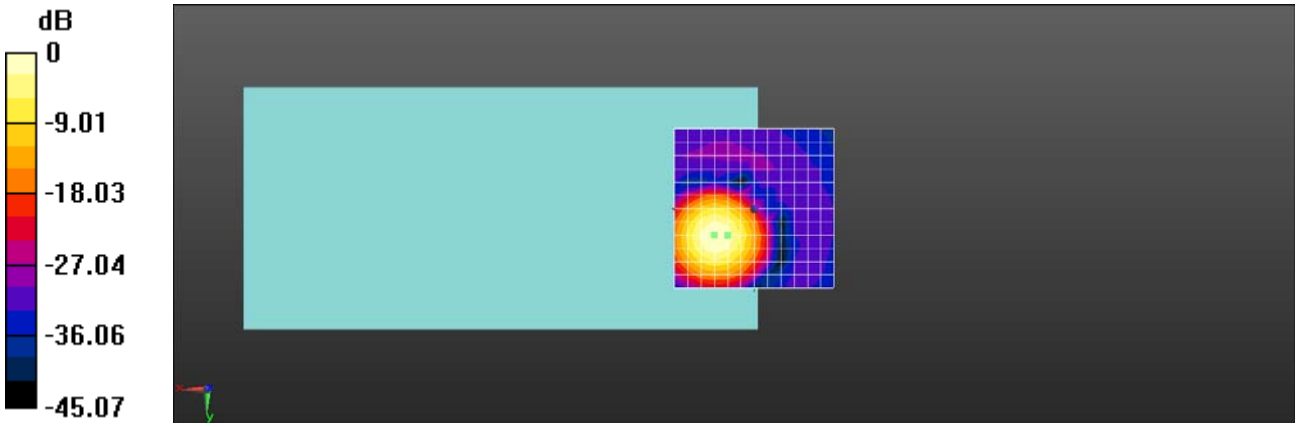

0 dB = 63.52 = 36.06 dB

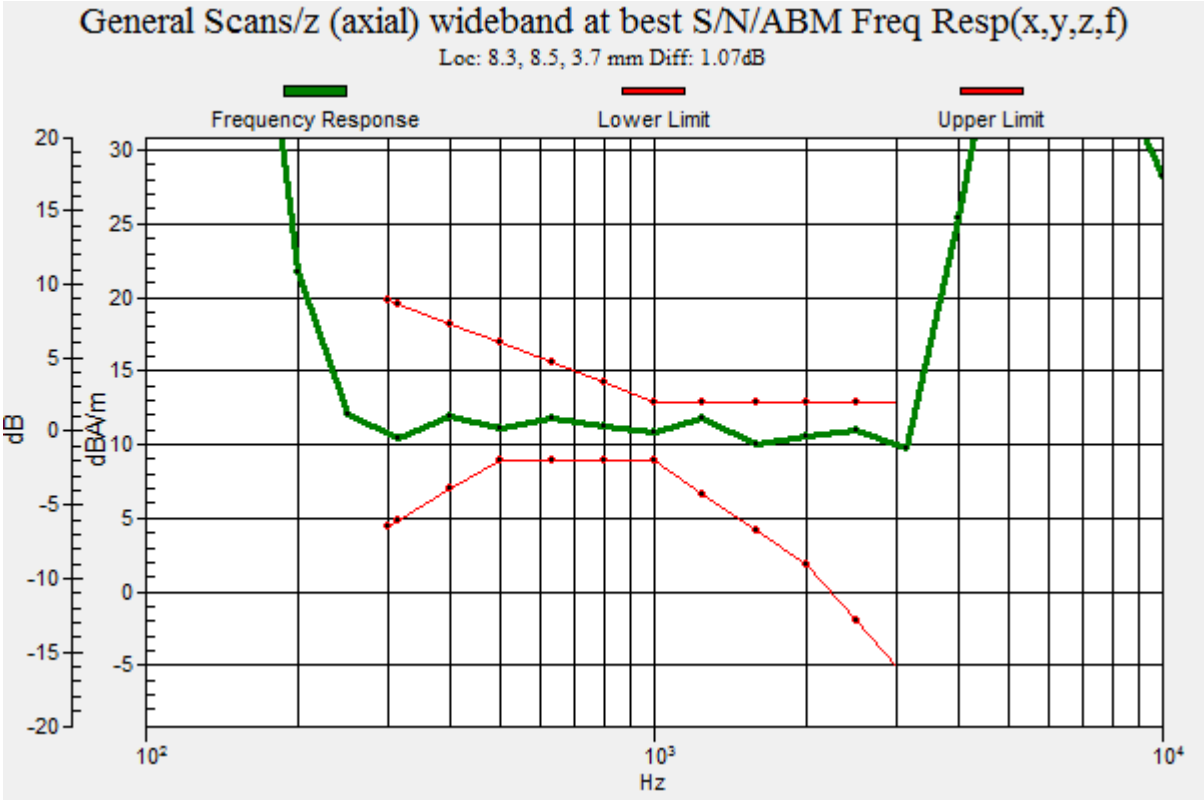
General Scans/z (axial) wideband at best S/N/ABM Freq Resp(x,y,z,f)
Loc: 8.3, 8.5, 3.7 mm Diff: 1.07dB
Frequency Response
Lower Limit
Upper Limit
dB
dBA/m
Hz

Date: 2020-12-01

Test Laboratory: SGS-SAR Lab

TA-1323 HAC-T-Coil-WCDMA Band II HSPA 9400CH

DUT: TA-1323; Type: Mobile Phone; Serial: 97aa0300

Communication System: UID 0, WCDMA (0); Frequency: 1880 MHz;Duty Cycle: 1:1

Medium: Air;Medium parameters used: $\sigma = 0$ S/m, $\varepsilon_r = 1$; $\rho = 0$ kg/m^3
Phantom section: TCoil Section

DASY 5 Configuration:

- Probe: AM1DV3 - 3115; ; Calibrated: 2020-05-26
- Sensor-Surface: 0mm (Fix Surface)
- Electronics: DAE4 Sn896; Calibrated: 2020-06-11
- Phantom: HAC Test Arch with AMCC; Type: SD HAC P01 BA;
- DASY52 52.8.8(1222); SEMCAD X 14.6.10(7331)

T-Coil scan/General Scans/y (transversal) 4.2mm 50 x 50/ABM SNR(x,y,z) (13x13x1): Measurement grid: dx=10mm, dy=10mm

ABM1/ABM2 = 39.21 dB
ABM1 comp = 4.98 dBA/m
BWC Factor = 0.20 dB
Location: 8.3, 4.2, 3.7 mm

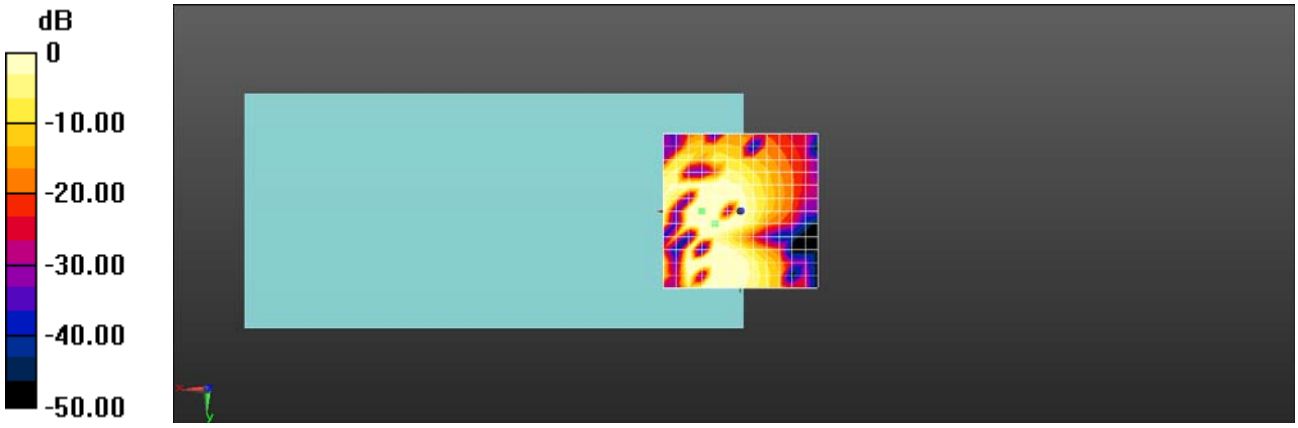

0 dB = 1.000 = 0.00 dB

Date: 2020-10-17

Test Laboratory: SGS-SAR Lab

TA-1323 HAC-T-Coil-WCDMA Band IV AMR Voice 1412CH

DUT: TA-1323; Type: Mobile Phone; Serial: 4d750300

Communication System: UID 0, WCDMA (0); Frequency: 1732.4 MHz;Duty Cycle: 1:1

Medium: Air;Medium parameters used: $\sigma = 0$ S/m, $\varepsilon_r = 1$; $\rho = 0$ kg/m^3
Phantom section: TCoil Section

DASY 5 Configuration:

- Probe: AM1DV3 - 3115; ; Calibrated: 2020-05-26
- Sensor-Surface: 0mm (Fix Surface)
- Electronics: DAE4 Sn896; Calibrated: 2020-06-11
- Phantom: HAC Test Arch with AMCC; Type: SD HAC P01 BA;
- DASY52 52.8.8(1222); SEMCAD X 14.6.10(7331)

T-Coil scan/General Scans/z (axial) 4.2mm 50 x 50/ABM SNR(x,y,z) (13x13x1):

Measurement grid: dx=10mm, dy=10mm
ABM1/ABM2 = 43.52 dB
ABM1 comp = 14.48 dBA/m
BWC Factor = 0.16 dB
Location: 12.5, 8.3, 3.7 mm

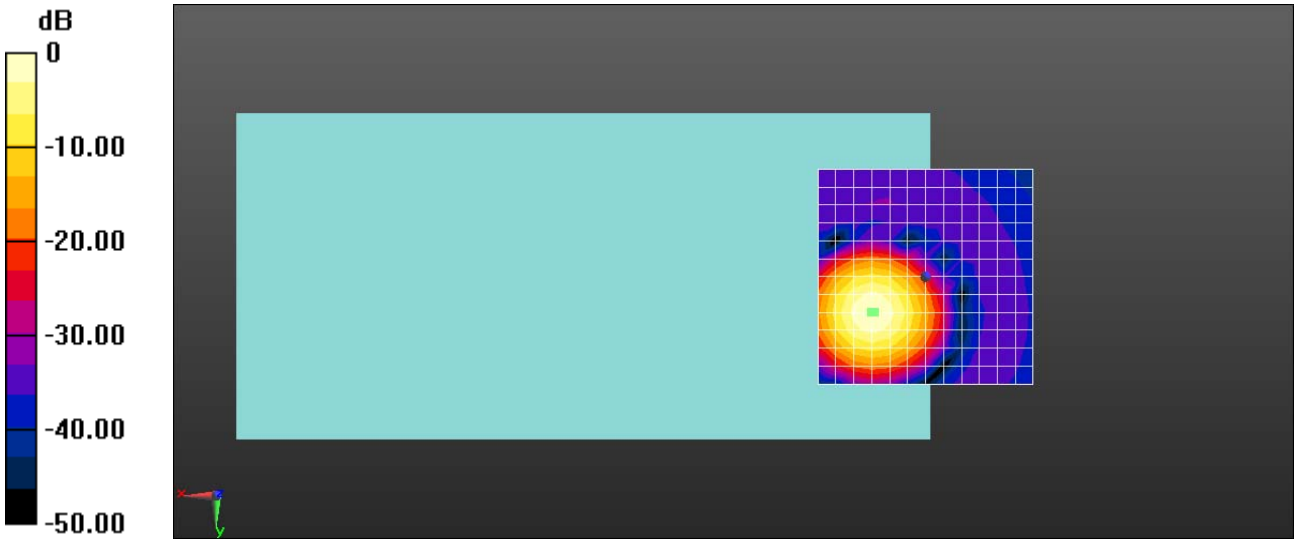

0 dB = 149.9 = 43.52 dB

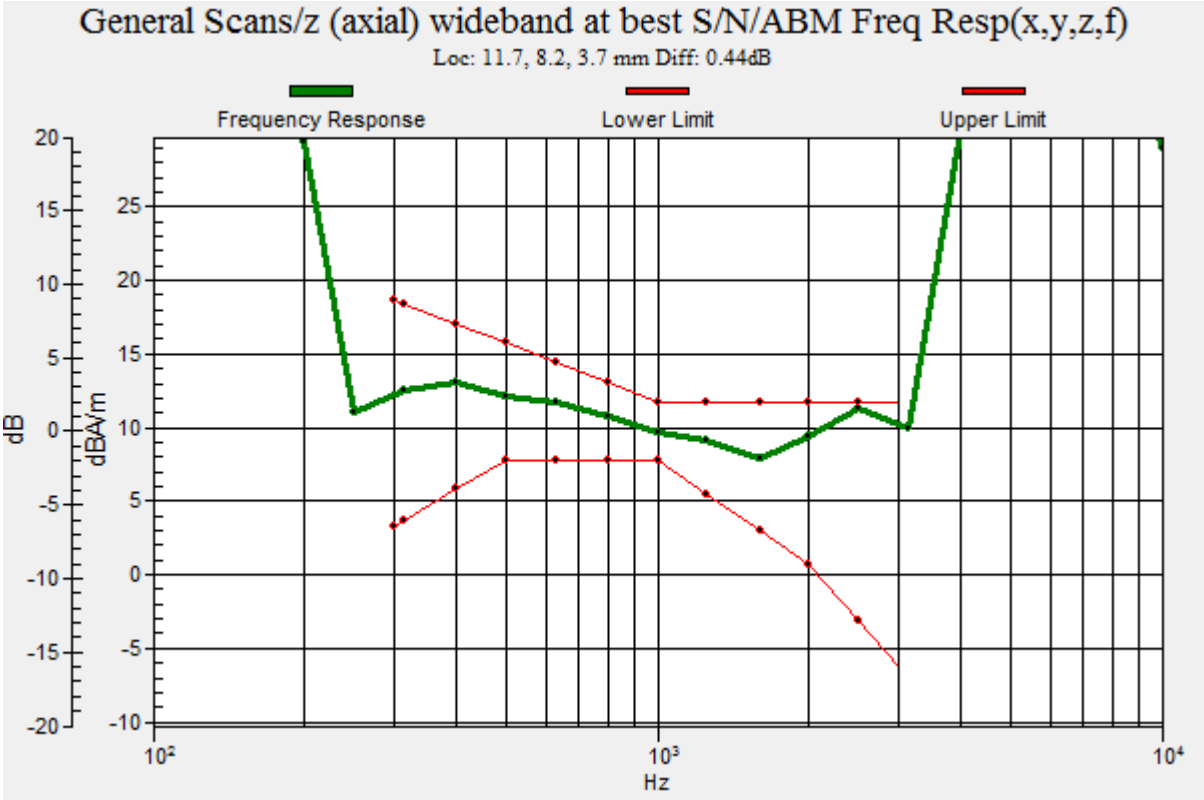
General Scans/z (axial) wideband at best S/N/ABM Freq Resp(x,y,z,f)
Loc: 11.7, 8.2, 3.7 mm Diff: 0.44dB
Frequency Response
Lower Limit
Upper Limit
dB
dBA/m
Hz

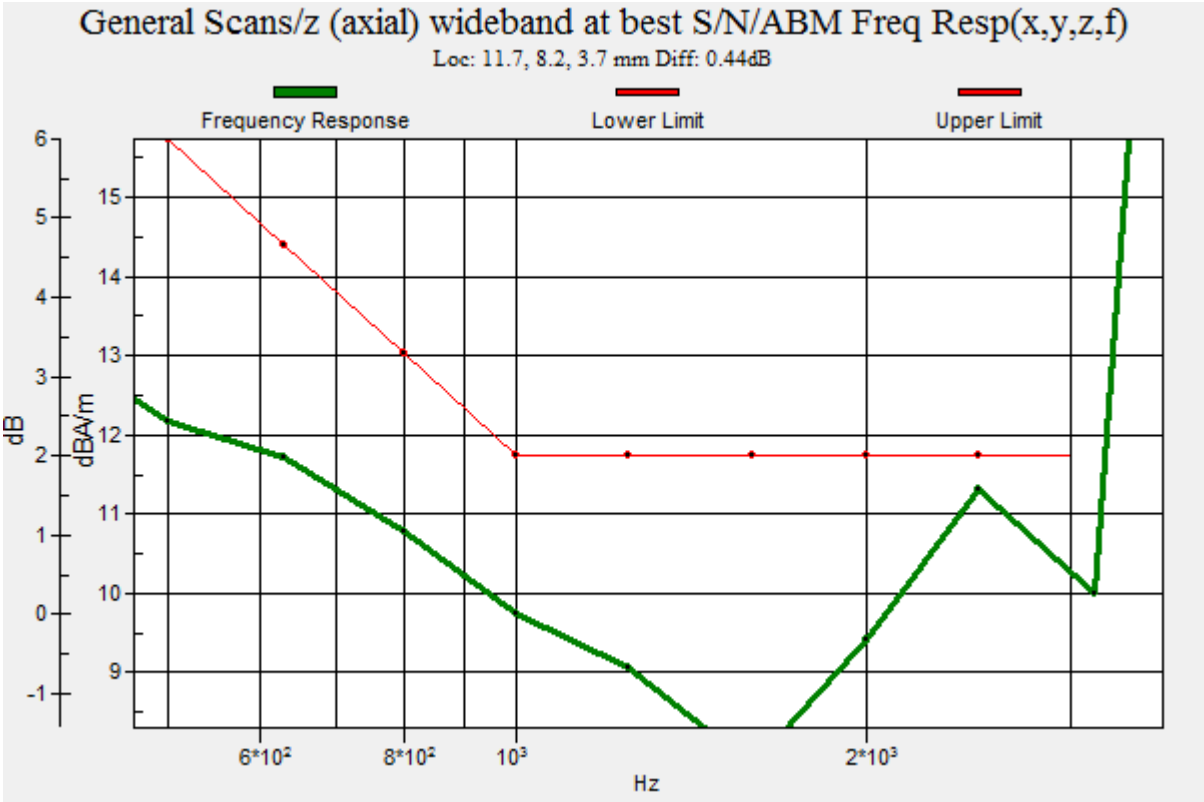
General Scans/z (axial) wideband at best S/N/ABM Freq Resp(x,y,z,f)
Loc: 11.7, 8.2, 3.7 mm Diff: 0.44dB
Frequency Response
Lower Limit
Upper Limit
dB
dBA/m
Hz

Date: 2020-10-17

Test Laboratory: SGS-SAR Lab

TA-1323 HAC-T-Coil-WCDMA Band IV AMR Voice 1412CH

DUT: TA-1323; Type: Mobile Phone; Serial: 4d750300

Communication System: UID 0, WCDMA (0); Frequency: 1732.4 MHz;Duty Cycle: 1:1

Medium: Air;Medium parameters used: $\sigma = 0$ S/m, $\varepsilon_r = 1$; $\rho = 0$ kg/m^3
Phantom section: TCoil Section

DASY 5 Configuration:

- Probe: AM1DV3 - 3115; ; Calibrated: 2020-05-26
- Sensor-Surface: 0mm (Fix Surface)
- Electronics: DAE4 Sn896; Calibrated: 2020-06-11
- Phantom: HAC Test Arch with AMCC; Type: SD HAC P01 BA;
- DASY52 52.8.8(1222); SEMCAD X 14.6.10(7331)

T-Coil scan/General Scans/y (transversal) 4.2mm 50 x 50/ABM SNR(x,y,z) (13x13x1): Measurement grid: dx=10mm, dy=10mm

ABM1/ABM2 = 42.91 dB
ABM1 comp = 5.13 dBA/m
BWC Factor = 0.16 dB
Location: 12.5, 4.2, 3.7 mm



0 dB = 139.7 = 42.90 dB

Date: 2020-12-01

Test Laboratory: SGS-SAR Lab

TA-1323 HAC-T-Coil-WCDMA Band IV HSPA 1412CH

DUT: TA-1323; Type: Mobile Phone; Serial: 97aa0300

Communication System: UID 0, WCDMA (0); Frequency: 1732.4 MHz;Duty Cycle: 1:1

Medium: Air;Medium parameters used: $\sigma = 0$ S/m, $\varepsilon_r = 1$; $\rho = 0$ kg/m^3
Phantom section: TCoil Section

DASY 5 Configuration:

- Probe: AM1DV3 - 3115; ; Calibrated: 2020-05-26
- Sensor-Surface: 0mm (Fix Surface)
- Electronics: DAE4 Sn896; Calibrated: 2020-06-11
- Phantom: HAC Test Arch with AMCC; Type: SD HAC P01 BA;
- DASY52 52.8.8(1222); SEMCAD X 14.6.10(7331)

T-Coil scan/General Scans/z (axial) 4.2mm 50 x 50/ABM SNR(x,y,z) (13x13x1):

Measurement grid: dx=10mm, dy=10mm
ABM1/ABM2 = 41.22 dB
ABM1 comp = 14.56 dBA/m
BWC Factor = 0.20 dB
Location: 8.3, 8.3, 3.7 mm

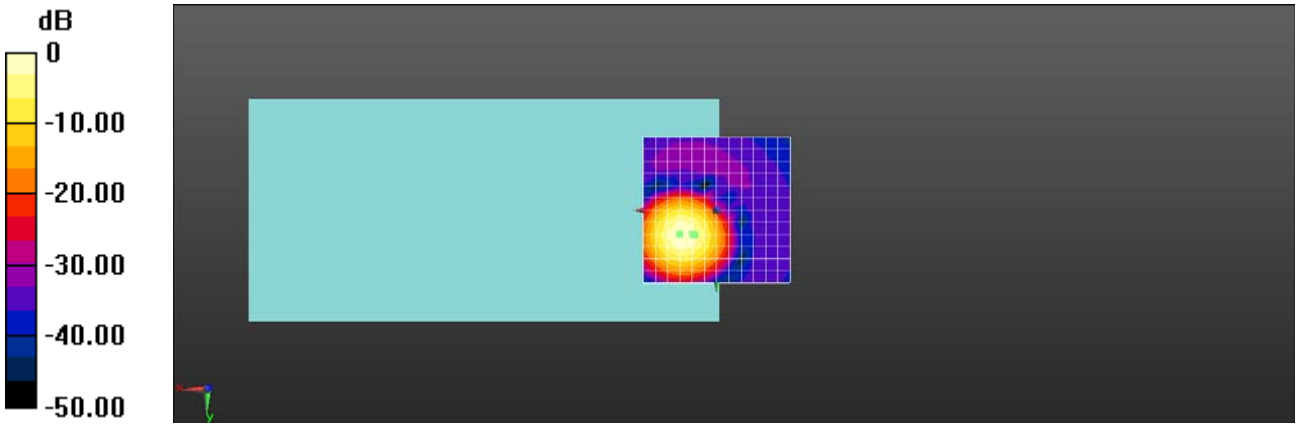

0 dB = 115.0 = 41.21 dB

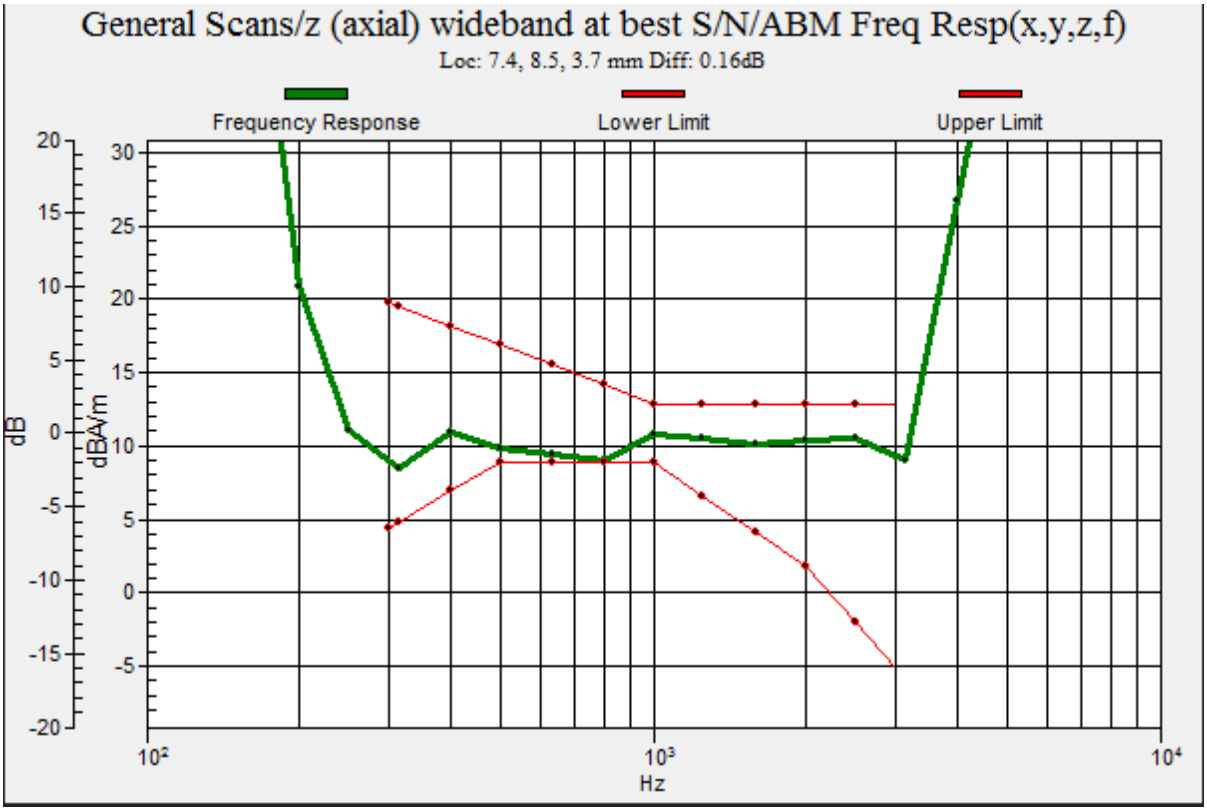
General Scans/z (axial) wideband at best S/N/ABM Freq Resp(x,y,z,f)
Loc: 7.4, 8.5, 3.7 mm Diff: 0.16dB
Frequency Response
Lower Limit
Upper Limit
dB
dBA/m
Hz

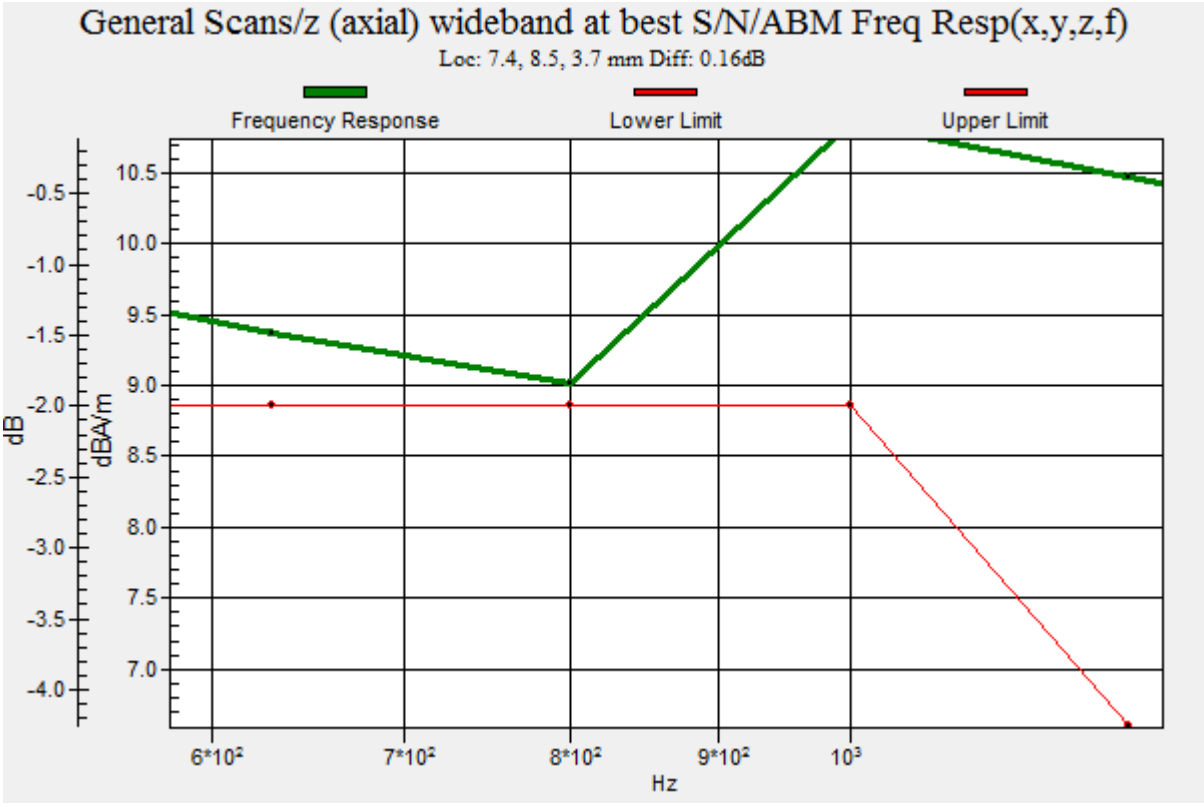
General Scans/z (axial) wideband at best S/N/ABM Freq Resp(x,y,z,f)
Loc: 7.4, 8.5, 3.7 mm Diff: 0.16dB
Frequency Response
Lower Limit
Upper Limit
dB
dBA/m
Hz

Date: 2020-12-01

Test Laboratory: SGS-SAR Lab

TA-1323 HAC-T-Coil-WCDMA Band IV HSPA 1412CH

DUT: TA-1323; Type: Mobile Phone; Serial: 97aa0300

Communication System: UID 0, WCDMA (0); Frequency: 1732.4 MHz;Duty Cycle: 1:1

Medium: Air;Medium parameters used: $\sigma = 0$ S/m, $\varepsilon_r = 1$; $\rho = 0$ kg/m^3
Phantom section: TCoil Section

DASY 5 Configuration:

- Probe: AM1DV3 - 3115; ; Calibrated: 2020-05-26
- Sensor-Surface: 0mm (Fix Surface)
- Electronics: DAE4 Sn896; Calibrated: 2020-06-11
- Phantom: HAC Test Arch with AMCC; Type: SD HAC P01 BA;
- DASY52 52.8.8(1222); SEMCAD X 14.6.10(7331)

T-Coil scan/General Scans/y (transversal) 4.2mm 50 x 50/ABM SNR(x,y,z) (13x13x1): Measurement grid: dx=10mm, dy=10mm

ABM1/ABM2 = 41.72 dB
ABM1 comp = 6.70 dBA/m
BWC Factor = 0.20 dB
Location: 8.3, 4.2, 3.7 mm

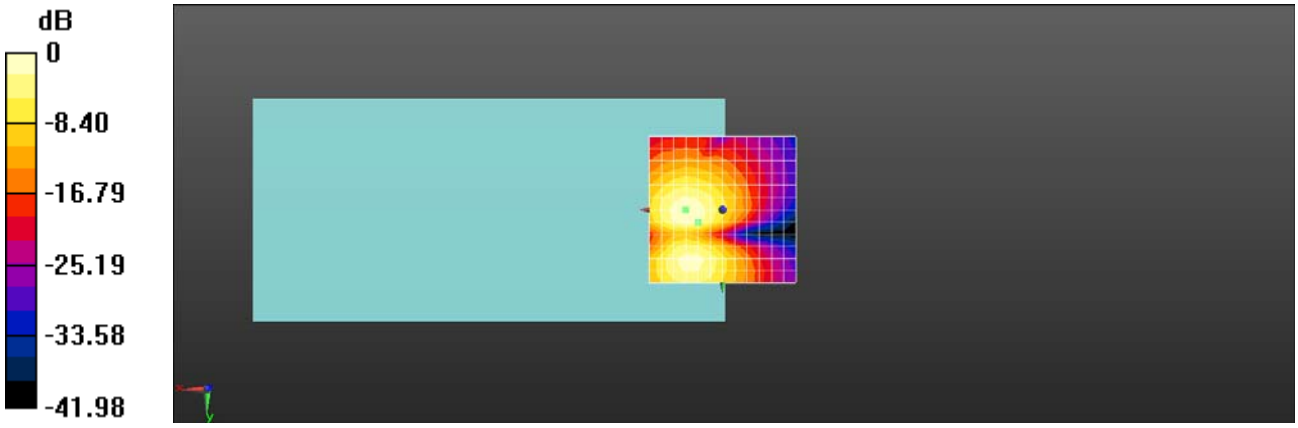

0 dB = 121.8 = 41.71 dB

Date: 2020-10-17

Test Laboratory: SGS-SAR Lab

TA-1323 HAC-T-Coil-WCDMA Band V AMR Voice 4182CH

DUT: TA-1323; Type: Mobile Phone; Serial: 4d750300

Communication System: UID 0, WCDMA (0); Frequency: 836.4 MHz;Duty Cycle: 1:1

Medium: Air;Medium parameters used: $\sigma = 0$ S/m, $\varepsilon_r = 1$; $\rho = 0$ kg/m^3
Phantom section: TCoil Section

DASY 5 Configuration:

- Probe: AM1DV3 - 3115; ; Calibrated: 2020-05-26
- Sensor-Surface: 0mm (Fix Surface)
- Electronics: DAE4 Sn896; Calibrated: 2020-06-11
- Phantom: HAC Test Arch with AMCC; Type: SD HAC P01 BA;
- DASY52 52.8.8(1222); SEMCAD X 14.6.10(7331)

T-Coil scan/General Scans/z (axial) 4.2mm 50 x 50/ABM SNR(x,y,z) (13x13x1):

Measurement grid: dx=10mm, dy=10mm
ABM1/ABM2 = 43.70 dB
ABM1 comp = 12.96 dBA/m
BWC Factor = 0.16 dB
Location: 8.3, 8.3, 3.7 mm

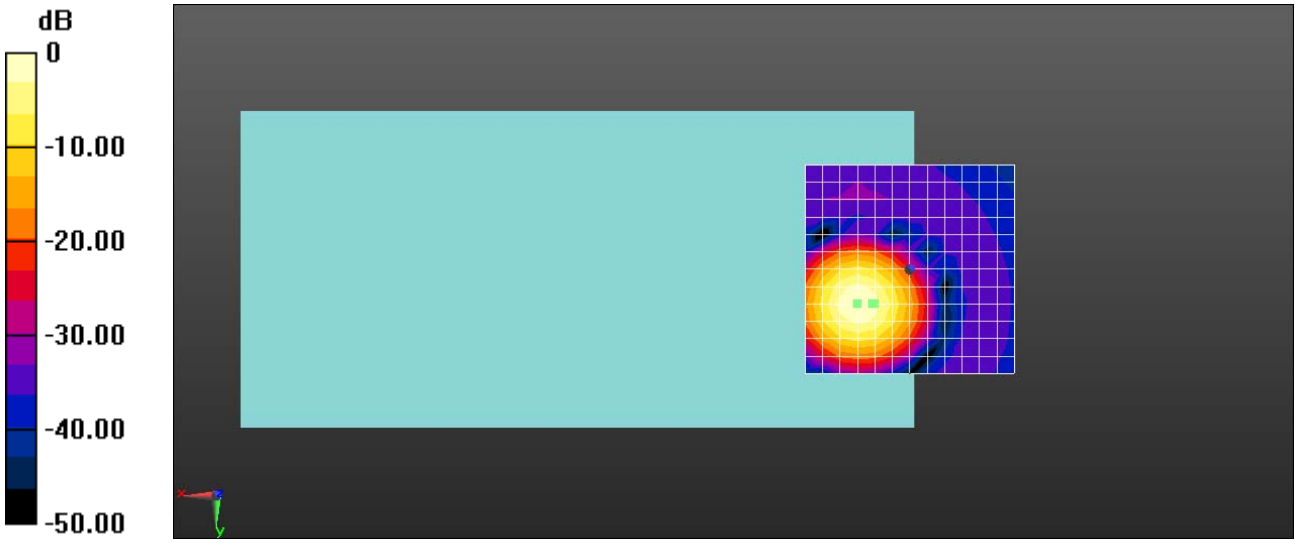

0 dB = 153.1 = 43.70 dB

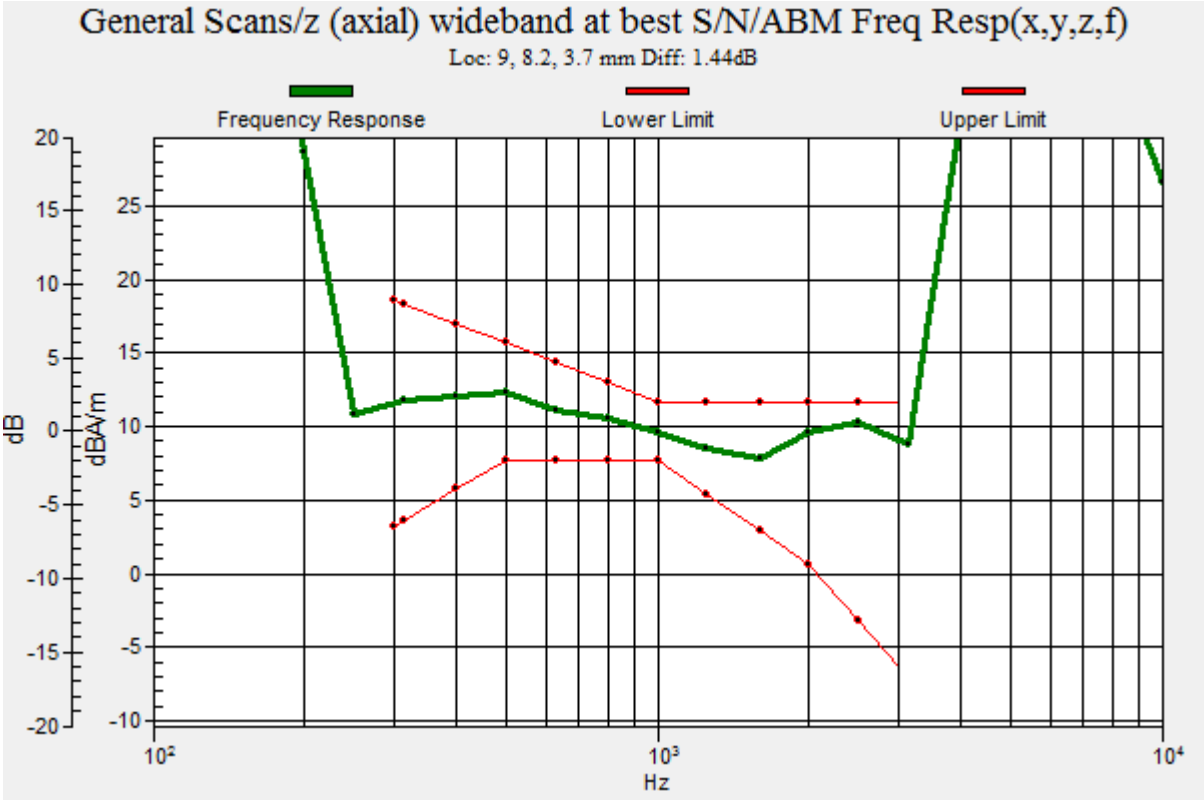
General Scans/z (axial) wideband at best S/N/ABM Freq Resp(x,y,z,f)
Loc: 9, 8.2, 3.7 mm Diff: 1.44dB
Frequency Response
Lower Limit
Upper Limit
dB
dBA/m
Hz

Date: 2020-10-17

Test Laboratory: SGS-SAR Lab

TA-1323 HAC-T-Coil-WCDMA Band V AMR Voice 4182CH

DUT: TA-1323; Type: Mobile Phone; Serial: 4d750300

Communication System: UID 0, WCDMA (0); Frequency: 836.4 MHz;Duty Cycle: 1:1

Medium: Air;Medium parameters used: $\sigma = 0$ S/m, $\varepsilon_r = 1$; $\rho = 0$ kg/m^3
Phantom section: TCoil Section

DASY 5 Configuration:

- Probe: AM1DV3 - 3115; ; Calibrated: 2020-05-26
- Sensor-Surface: 0mm (Fix Surface)
- Electronics: DAE4 Sn896; Calibrated: 2020-06-11
- Phantom: HAC Test Arch with AMCC; Type: SD HAC P01 BA;
- DASY52 52.8.8(1222); SEMCAD X 14.6.10(7331)

T-Coil scan/General Scans/y (transversal) 4.2mm 50 x 50/ABM SNR(x,y,z) (13x13x1): Measurement grid: dx=10mm, dy=10mm

ABM1/ABM2 = 42.52 dB
ABM1 comp = 5.99 dBA/m
BWC Factor = 0.16 dB
Location: 12.5, 0, 3.7 mm

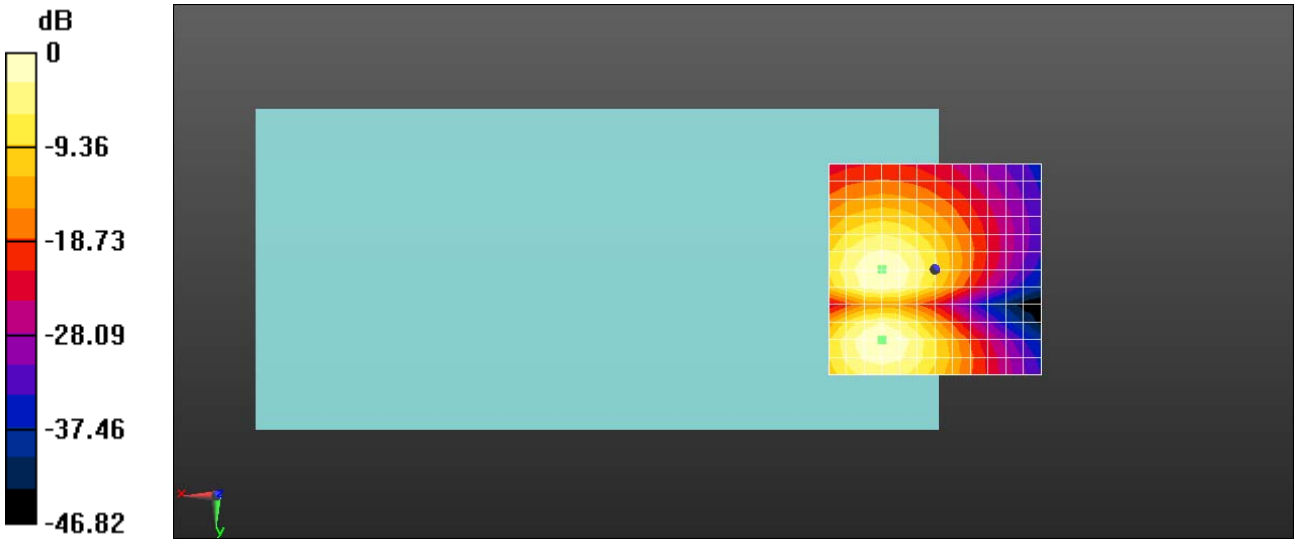

0 dB = 133.7 = 42.52 dB

Date: 2020-12-01

Test Laboratory: SGS-SAR Lab

TA-1323 HAC-T-Coil-WCDMA Band V HSPA 4182CH

DUT: TA-1323; Type: Mobile Phone; Serial: 97aa0300

Communication System: UID 0, WCDMA (0); Frequency: 836.4 MHz;Duty Cycle: 1:1

Medium: Air;Medium parameters used: $\sigma = 0$ S/m, $\varepsilon_r = 1$; $\rho = 0$ kg/m^3
Phantom section: TCoil Section

DASY 5 Configuration:

- Probe: AM1DV3 - 3115; ; Calibrated: 2020-05-26
- Sensor-Surface: 0mm (Fix Surface)
- Electronics: DAE4 Sn896; Calibrated: 2020-06-11
- Phantom: HAC Test Arch with AMCC; Type: SD HAC P01 BA;
- DASY52 52.8.8(1222); SEMCAD X 14.6.10(7331)

T-Coil scan/General Scans/z (axial) 4.2mm 50 x 50/ABM SNR(x,y,z) (13x13x1):

Measurement grid: dx=10mm, dy=10mm
ABM1/ABM2 = 41.74 dB
ABM1 comp = 13.89 dBA/m
BWC Factor = 0.20 dB
Location: 8.3, 8.3, 3.7 mm

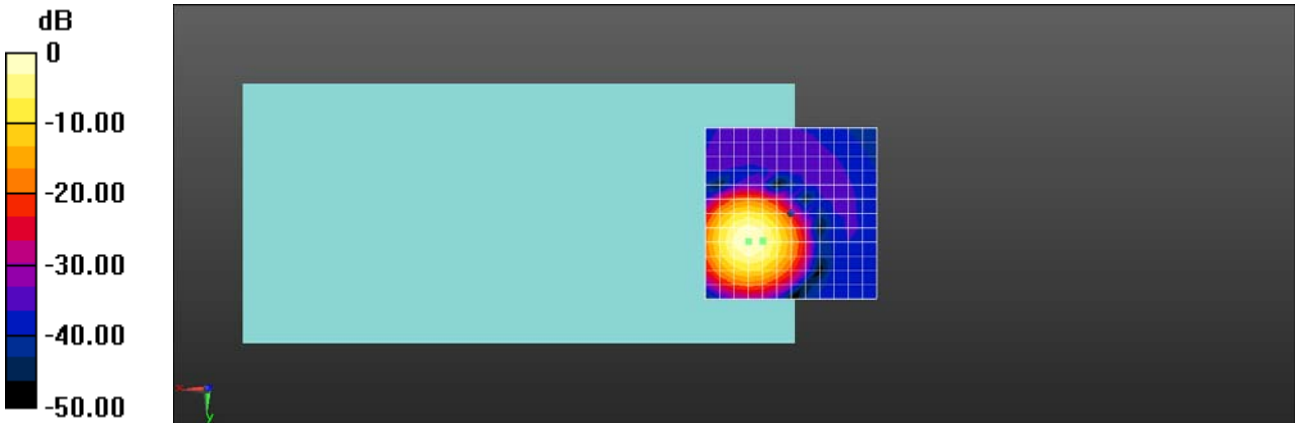

0 dB = 122.2 = 41.74 dB

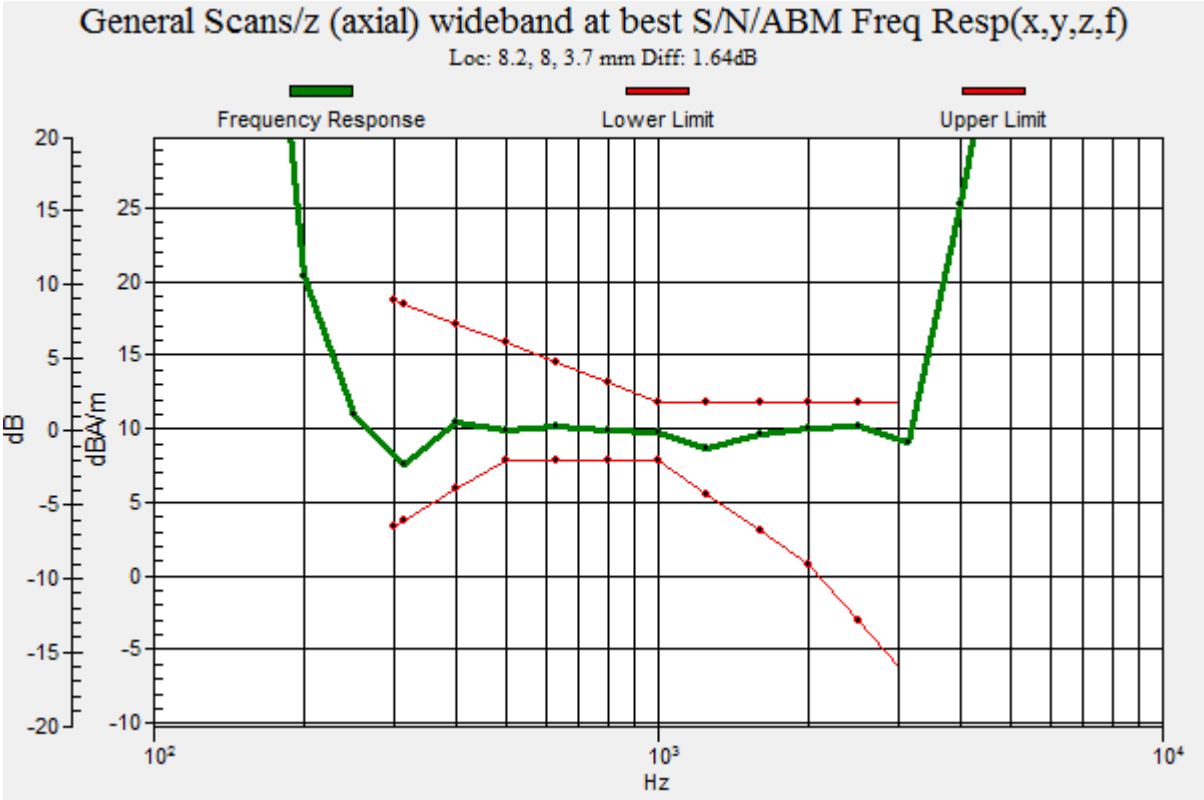
General Scans/z (axial) wideband at best S/N/ABM Freq Resp(x,y,z,f)
Loc: 8.2, 8, 3.7 mm Diff: 1.64dB
Frequency Response
Lower Limit
Upper Limit
dB
dBA/m
Hz

Date: 2020-12-01

Test Laboratory: SGS-SAR Lab

TA-1323 HAC-T-Coil-WCDMA Band V HSPA 4182CH

DUT: TA-1323; Type: Mobile Phone; Serial: 97aa0300

Communication System: UID 0, WCDMA (0); Frequency: 836.4 MHz;Duty Cycle: 1:1

Medium: Air;Medium parameters used: $\sigma = 0$ S/m, $\varepsilon_r = 1$; $\rho = 0$ kg/m^3
Phantom section: TCoil Section

DASY 5 Configuration:

- Probe: AM1DV3 - 3115; ; Calibrated: 2020-05-26
- Sensor-Surface: 0mm (Fix Surface)
- Electronics: DAE4 Sn896; Calibrated: 2020-06-11
- Phantom: HAC Test Arch with AMCC; Type: SD HAC P01 BA;
- DASY52 52.8.8(1222); SEMCAD X 14.6.10(7331)

T-Coil scan/General Scans/y (transversal) 4.2mm 50 x 50/ABM SNR(x,y,z) (13x13x1): Measurement grid: dx=10mm, dy=10mm

ABM1/ABM2 = 35.95 dB
ABM1 comp = 1.08 dBA/m
BWC Factor = 0.20 dB
Location: 8.3, 4.2, 3.7 mm

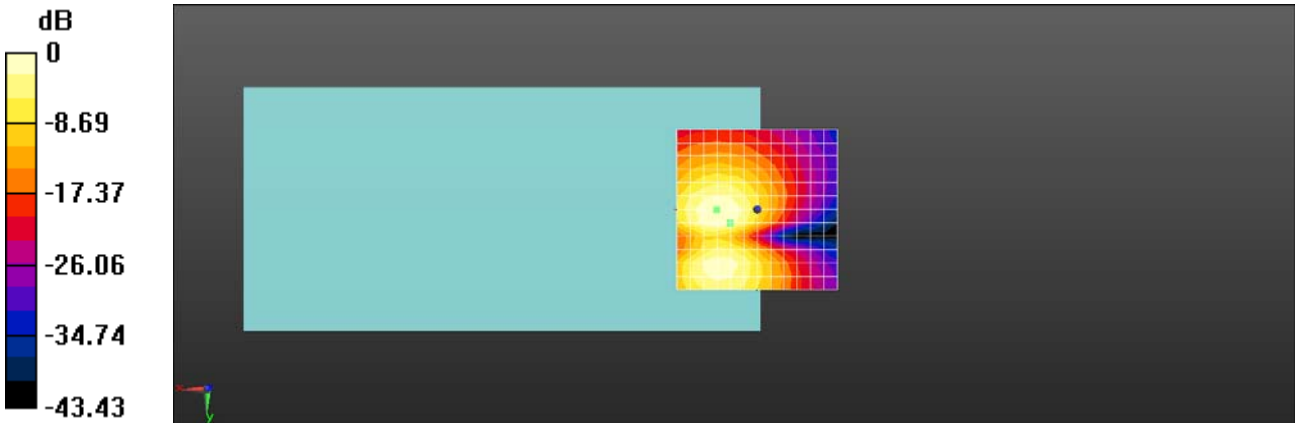

0 dB = 62.72 = 35.95 dB

Date: 2020-11-17

Test Laboratory: SGS-SAR Lab

TA-1323 HAC-T-Coil-LTE Band 2 20M QPSK 1RB0 18900CH

DUT: TA-1323; Type: Mobile Phone; Serial: 97aa0300

Communication System: UID 0, LTE-FDD BW 20MHz (0); Frequency: 1880 MHz;Duty Cycle: 1:1

Medium: Air;Medium parameters used: $\sigma = 0$ S/m, $\varepsilon_r = 1$; $\rho = 0$ kg/m^3
Phantom section: TCoil Section

DASY 5 Configuration:

- Probe: AM1DV3 - 3115; ; Calibrated: 2020-05-26
- Sensor-Surface: 0mm (Fix Surface)
- Electronics: DAE4 Sn1428; Calibrated: 2020-03-03
- Phantom: HAC Test Arch with AMCC; Type: SD HAC P01 BA;
- DASY52 52.8.8(1222); SEMCAD X 14.6.10(7331)

T-Coil scan/General Scans/z (axial) 4.2mm 50 x 50/ABM SNR(x,y,z) (13x13x1):

Measurement grid: dx=10mm, dy=10mm
ABM1/ABM2 = 38.64 dB
ABM1 comp = 12.63 dBA/m
BWC Factor = 0.16 dB
Location: 8.3, 8.3, 3.7 mm

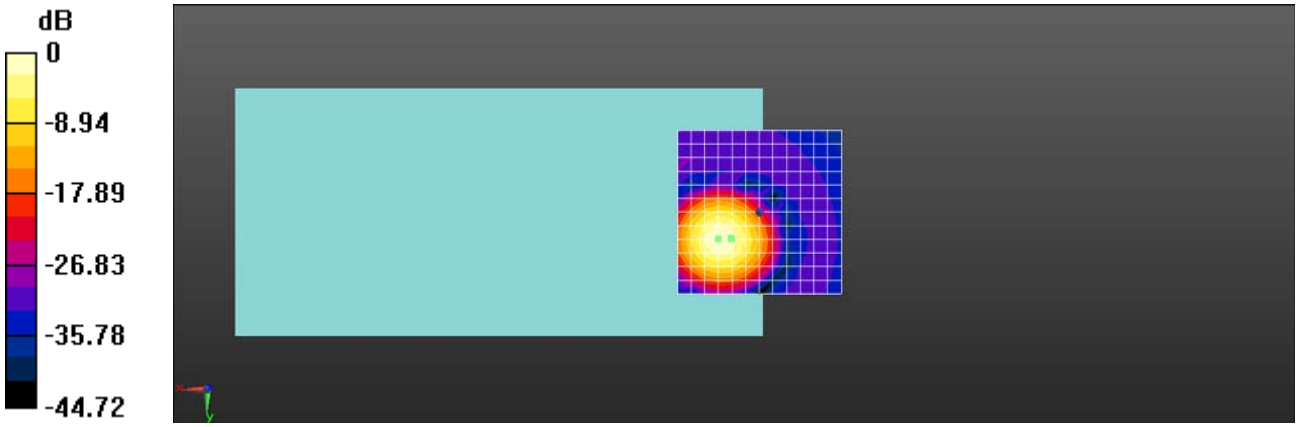

0 dB = 85.49 = 38.64 dB

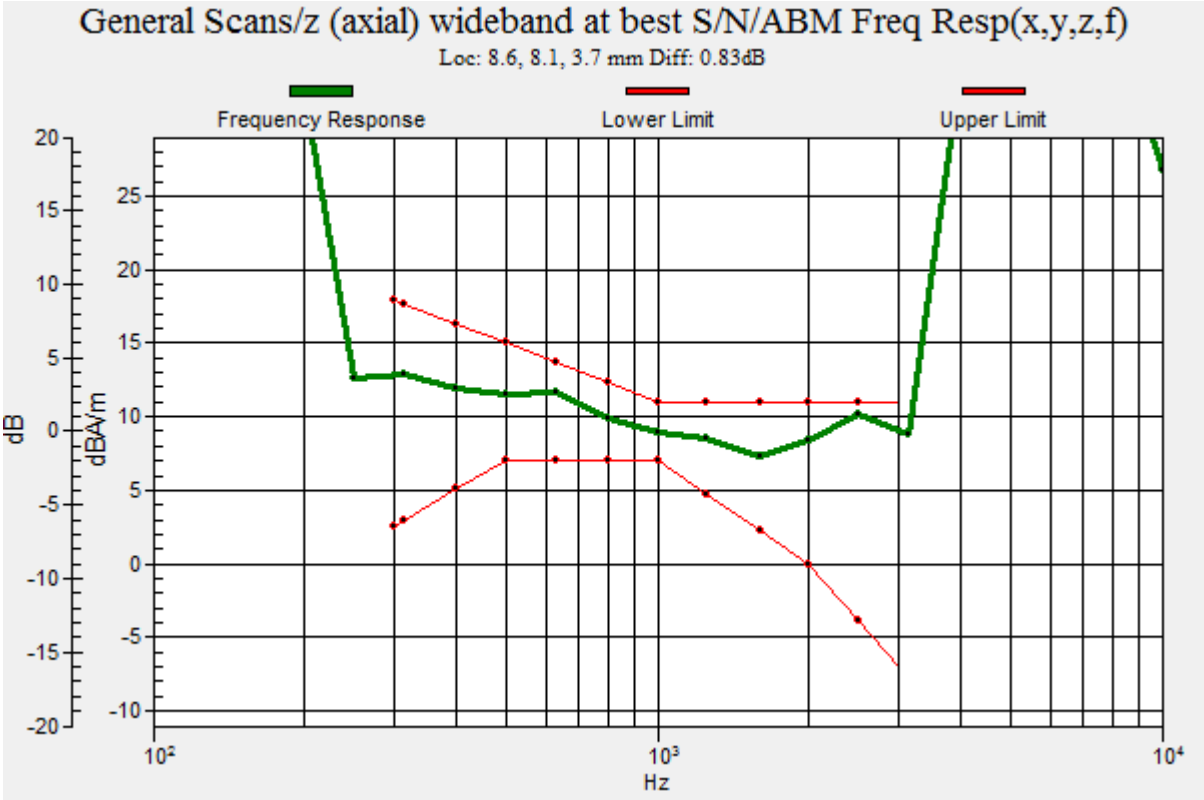
General Scans/z (axial) wideband at best S/N/ABM Freq Resp(x,y,z,f)
Loc: 8.6, 8.1, 3.7 mm Diff: 0.83dB
Frequency Response
Lower Limit
Upper Limit
dB
dBA/m
Hz

Date: 2020-11-07

Test Laboratory: SGS-SAR Lab

TA-1323 HAC-T-Coil-LTE Band 2 20M QPSK 1RB0 18900CH

DUT: TA-1323; Type: Mobile Phone; Serial: 97aa0300

Communication System: UID 0, LTE-FDD BW 20MHz (0); Frequency: 1880 MHz;Duty Cycle: 1:1

Medium: Air;Medium parameters used: $\sigma = 0$ S/m, $\varepsilon_r = 1$; $\rho = 0$ kg/m^3
Phantom section: TCoil Section

DASY 5 Configuration:

- Probe: AM1DV3 - 3115; ; Calibrated: 2020-05-26
- Sensor-Surface: 0mm (Fix Surface)
- Electronics: DAE4 Sn1428; Calibrated: 2020-03-03
- Phantom: HAC Test Arch with AMCC; Type: SD HAC P01 BA;
- DASY52 52.8.8(1222); SEMCAD X 14.6.10(7331)

T-Coil scan/General Scans/y (transversal) 4.2mm 50 x 50/ABM SNR(x,y,z) (13x13x1): Measurement grid: dx=10mm, dy=10mm

ABM1/ABM2 = 43.57 dB
ABM1 comp = 6.73 dBA/m
BWC Factor = 0.16 dB
Location: 8.3, 0, 3.7 mm

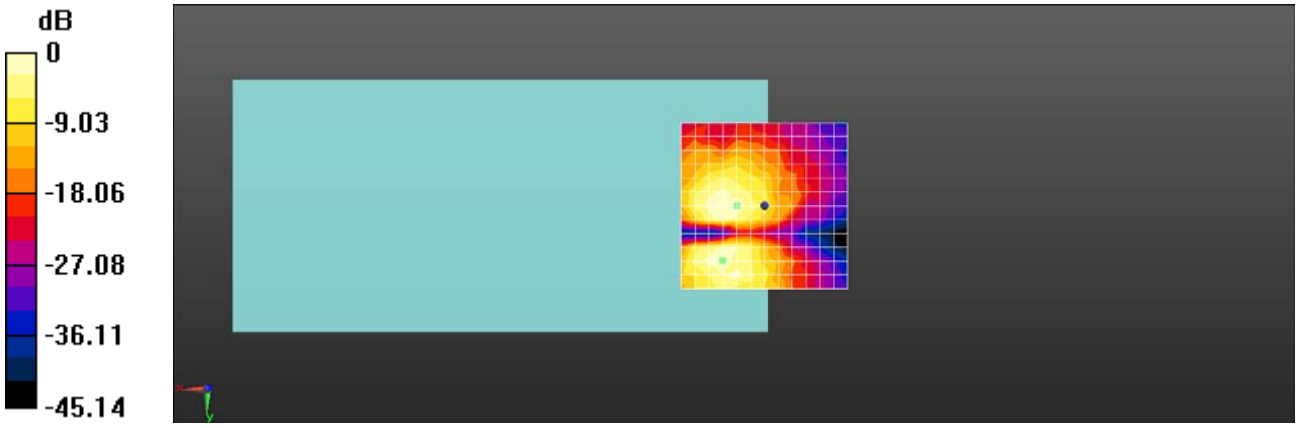

0 dB = 150.8 = 43.57 dB

Date: 2020-12-03

Test Laboratory: SGS-SAR Lab

TA-1323 HAC-T-Coil-LTE Band 2 20M QPSK 1RB0 18900CH Sample2

DUT: TA-1323; Type: Mobile Phone; Serial: A00000K5800B0500063

Communication System: UID 0, LTE-FDD BW 20MHz (0); Frequency: 1880 MHz;Duty Cycle: 1:1

Medium: Air;Medium parameters used: $\sigma = 0$ S/m, $\varepsilon_r = 1$; $\rho = 0$ kg/m^3
Phantom section: TCoil Section

DASY 5 Configuration:

- Probe: AM1DV3 - 3115; ; Calibrated: 2020-05-26
- Sensor-Surface: 0mm (Fix Surface)
- Electronics: DAE4 Sn896; Calibrated: 2020-06-11
- Phantom: HAC Test Arch with AMCC; Type: SD HAC P01 BA;
- DASY52 52.8.8(1222); SEMCAD X 14.6.10(7331)

T-Coil scan/General Scans/z (axial) 4.2mm 50 x 50/ABM SNR(x,y,z) (13x13x1):

Measurement grid: dx=10mm, dy=10mm
ABM1/ABM2 = 42.29 dB
ABM1 comp = 16.65 dBA/m
BWC Factor = 0.17 dB
Location: 8.3, 8.3, 3.7 mm

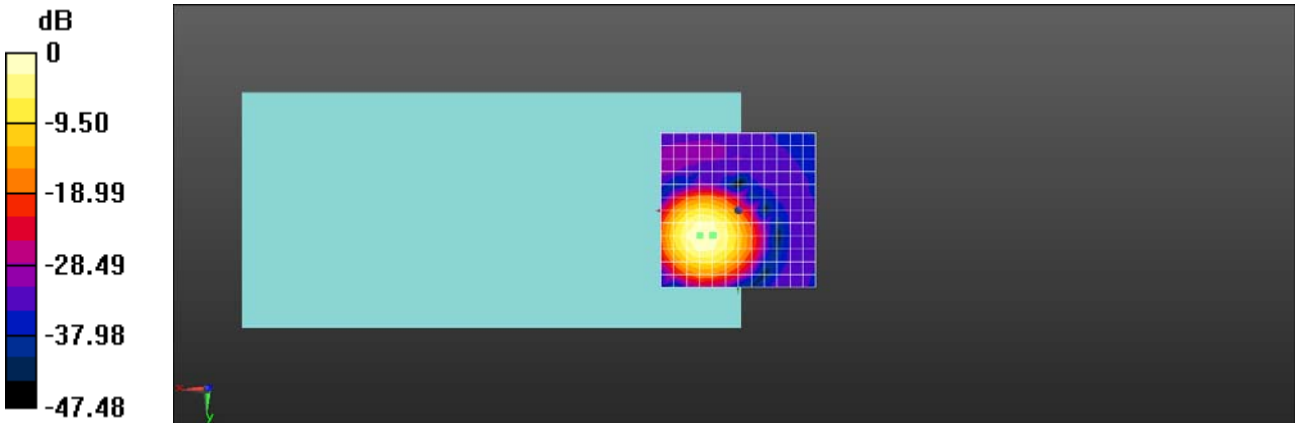

0 dB = 130.1 = 42.29 dB

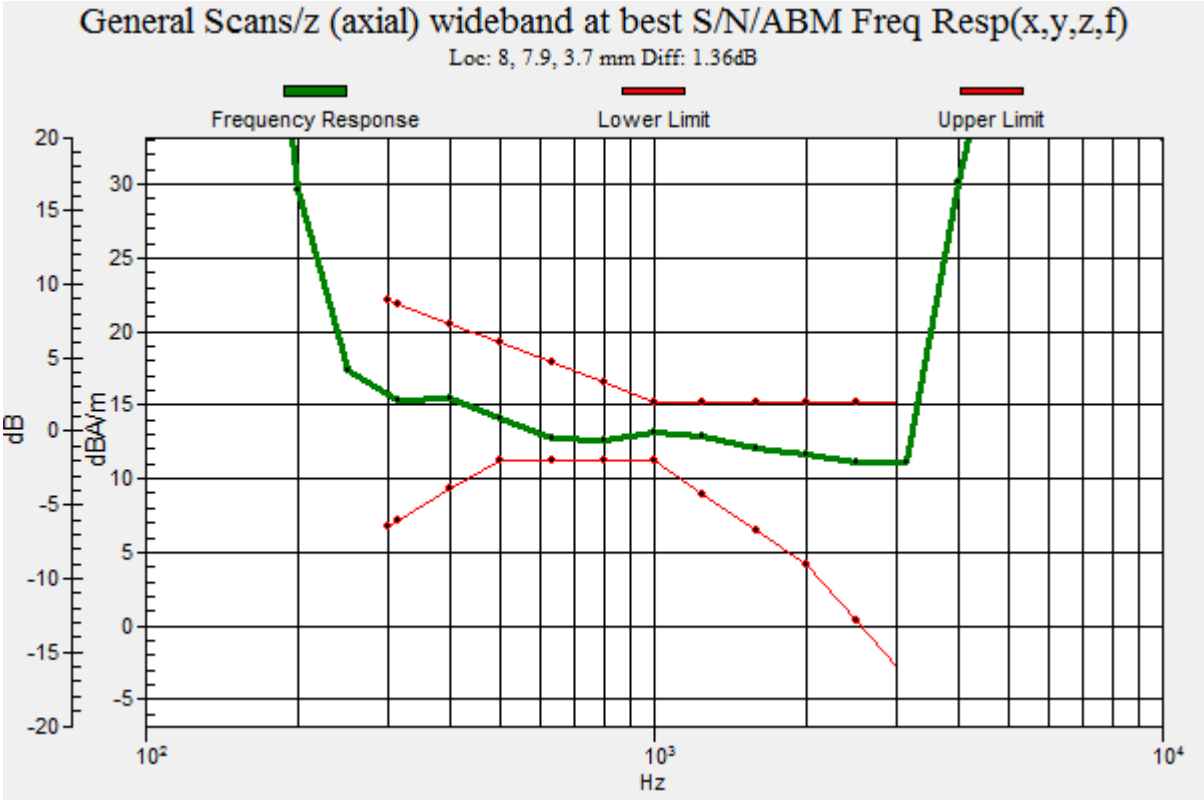
General Scans/z (axial) wideband at best S/N/ABM Freq Resp(x,y,z,f)
Loc: 8, 7.9, 3.7 mm Diff: 1.36dB
Frequency Response
Lower Limit
Upper Limit
dB
dBA/m
Hz

Date: 2020-12-03

Test Laboratory: SGS-SAR Lab

TA-1323 HAC-T-Coil-LTE Band 2 20M QPSK 1RB0 18900CH Sample2

DUT: TA-1323; Type: Mobile Phone; Serial: A00000K5800B0500063

Communication System: UID 0, LTE-FDD BW 20MHz (0); Frequency: 1880 MHz;Duty Cycle: 1:1

Medium: Air;Medium parameters used: $\sigma = 0$ S/m, $\varepsilon_r = 1$; $\rho = 0$ kg/m^3
Phantom section: TCoil Section

DASY 5 Configuration:

- Probe: AM1DV3 - 3115; ; Calibrated: 2020-05-26
- Sensor-Surface: 0mm (Fix Surface)
- Electronics: DAE4 Sn896; Calibrated: 2020-06-11
- Phantom: HAC Test Arch with AMCC; Type: SD HAC P01 BA;
- DASY52 52.8.8(1222); SEMCAD X 14.6.10(7331)

T-Coil scan/General Scans/y (transversal) 4.2mm 50 x 50/ABM SNR(x,y,z) (13x13x1): Measurement grid: dx=10mm, dy=10mm
ABM1/ABM2 = 44.54 dB
ABM1 comp = 7.32 dBA/m
BWC Factor = 0.17 dB
Location: 8.3, 4.2, 3.7 mm

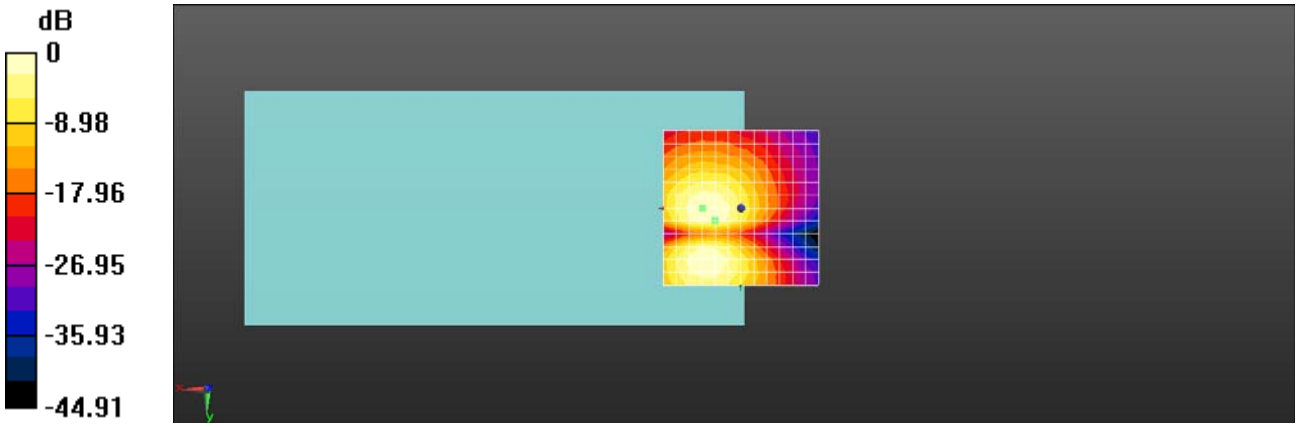

0 dB = 168.7 = 44.54 dB

Date: 2020-11-07

Test Laboratory: SGS-SAR Lab

TA-1323 HAC-T-Coil-LTE Band 5 10M QPSK 1RB0 20525CH

DUT: TA-1323; Type: Mobile Phone; Serial: 4d750300

Communication System: UID 0, LTE-FDD BW 10MHZ (0); Frequency: 836.5 MHz;Duty Cycle: 1:1

Medium: Air;Medium parameters used: $\sigma = 0$ S/m, $\varepsilon_r = 1$; $\rho = 0$ kg/m^3
Phantom section: TCoil Section

DASY 5 Configuration:

- Probe: AM1DV3 - 3115; ; Calibrated: 2020-05-26
- Sensor-Surface: 0mm (Fix Surface)
- Electronics: DAE4 Sn1428; Calibrated: 2020-03-03
- Phantom: HAC Test Arch with AMCC; Type: SD HAC P01 BA;
- DASY52 52.8.8(1222); SEMCAD X 14.6.10(7331)

T-Coil scan/General Scans/z (axial) 4.2mm 50 x 50/ABM SNR(x,y,z) (13x13x1):

Measurement grid: dx=10mm, dy=10mm
ABM1/ABM2 = 44.16 dB
ABM1 comp = 11.73 dBA/m
BWC Factor = 0.16 dB
Location: 4.2, 8.3, 3.7 mm

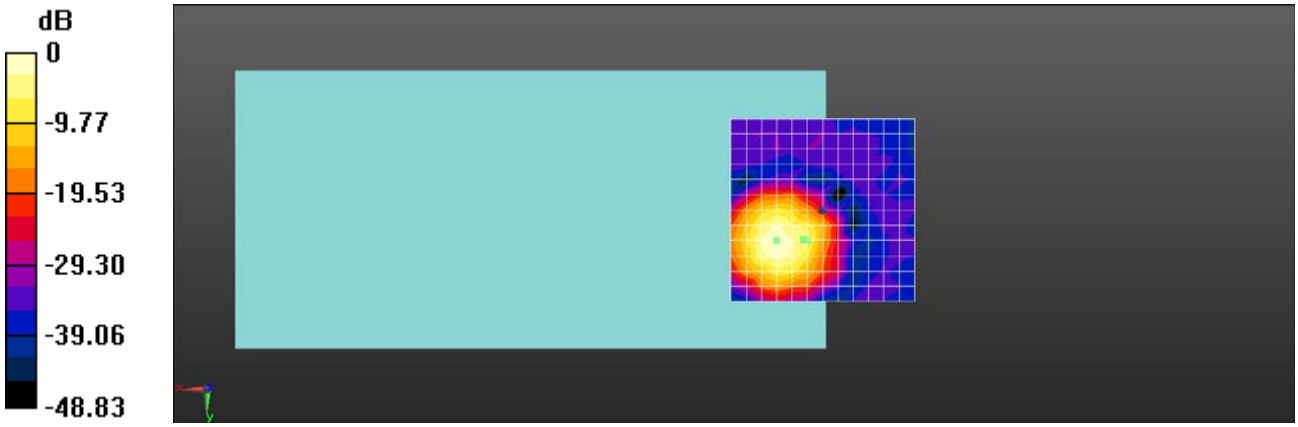

0 dB = 161.4 = 44.16 dB

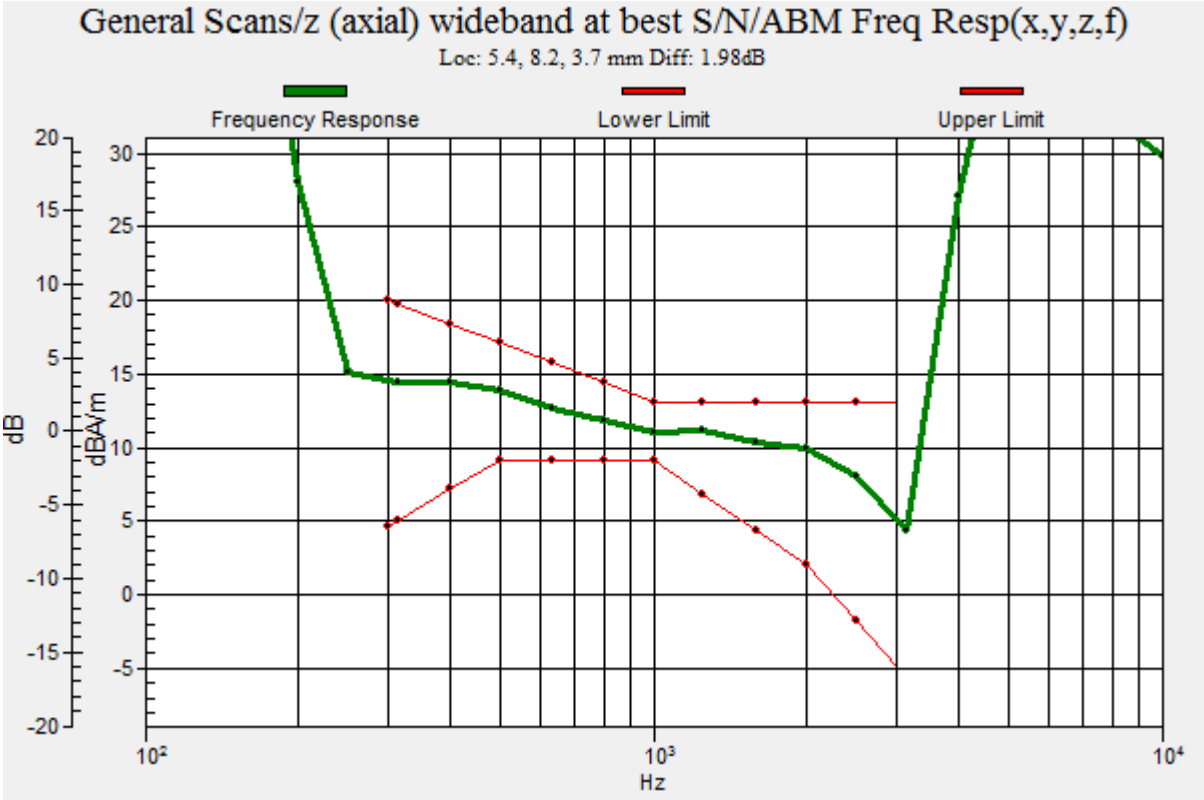
General Scans/z (axial) wideband at best S/N/ABM Freq Resp(x,y,z,f)
Loc: 5.4, 8.2, 3.7 mm Diff: 1.98dB
Frequency Response
Lower Limit
Upper Limit
dB
dBA/m
Hz

Date: 2020-11-07

Test Laboratory: SGS-SAR Lab

TA-1323 HAC-T-Coil-LTE Band 5 10M QPSK 1RB0 20525CH

DUT: TA-1323; Type: Mobile Phone; Serial: 4d750300

Communication System: UID 0, LTE-FDD BW 10MHZ (0); Frequency: 836.5 MHz;Duty Cycle: 1:1

Medium: Air;Medium parameters used: $\sigma = 0$ S/m, $\varepsilon_r = 1$; $\rho = 0$ kg/m^3
Phantom section: TCoil Section

DASY 5 Configuration:

- Probe: AM1DV3 - 3115; ; Calibrated: 2020-05-26
- Sensor-Surface: 0mm (Fix Surface)
- Electronics: DAE4 Sn1428; Calibrated: 2020-03-03
- Phantom: HAC Test Arch with AMCC; Type: SD HAC P01 BA;
- DASY52 52.8.8(1222); SEMCAD X 14.6.10(7331)

T-Coil scan/General Scans/y (transversal) 4.2mm 50 x 50/ABM SNR(x,y,z) (13x13x1): Measurement grid: dx=10mm, dy=10mm

ABM1/ABM2 = 42.28 dB
ABM1 comp = 7.76 dBA/m
BWC Factor = 0.16 dB
Location: 12.5, 0, 3.7 mm

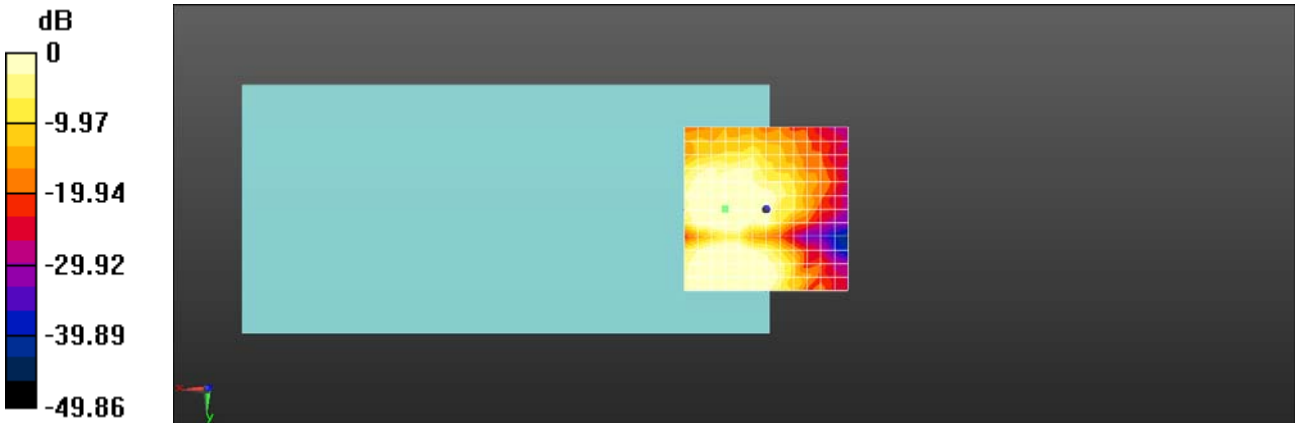

0 dB = 1.000 = 0.00 dB

Date: 2020-11-07

Test Laboratory: SGS-SAR Lab

TA-1323 HAC-T-Coil-LTE Band 7 20M QPSK 1RB0 21100CH

DUT: TA-1323; Type: Mobile Phone; Serial: 97aa0300

Communication System: UID 0, LTE-FDD BW 20MHz (0); Frequency: 2535 MHz;Duty Cycle: 1:1

Medium: Air;Medium parameters used: $\sigma = 0$ S/m, $\varepsilon_r = 1$; $\rho = 0$ kg/m^3
Phantom section: TCoil Section

DASY 5 Configuration:

- Probe: AM1DV3 - 3115; ; Calibrated: 2020-05-26
- Sensor-Surface: 0mm (Fix Surface)
- Electronics: DAE4 Sn1428; Calibrated: 2020-03-03
- Phantom: HAC Test Arch with AMCC; Type: SD HAC P01 BA;
- DASY52 52.8.8(1222); SEMCAD X 14.6.10(7331)

T-Coil scan/General Scans/z (axial) 4.2mm 50 x 50/ABM SNR(x,y,z) (13x13x1):

Measurement grid: dx=10mm, dy=10mm
ABM1/ABM2 = 42.75 dB
ABM1 comp = 11.95 dBA/m
BWC Factor = 0.16 dB
Location: 4.2, 8.3, 3.7 mm

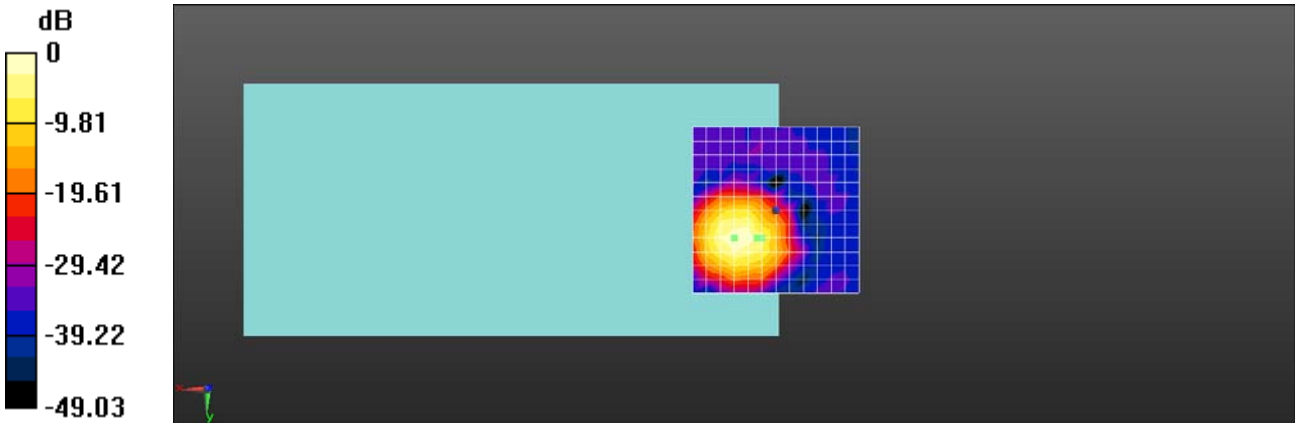

0 dB = 137.2 = 42.75 dB

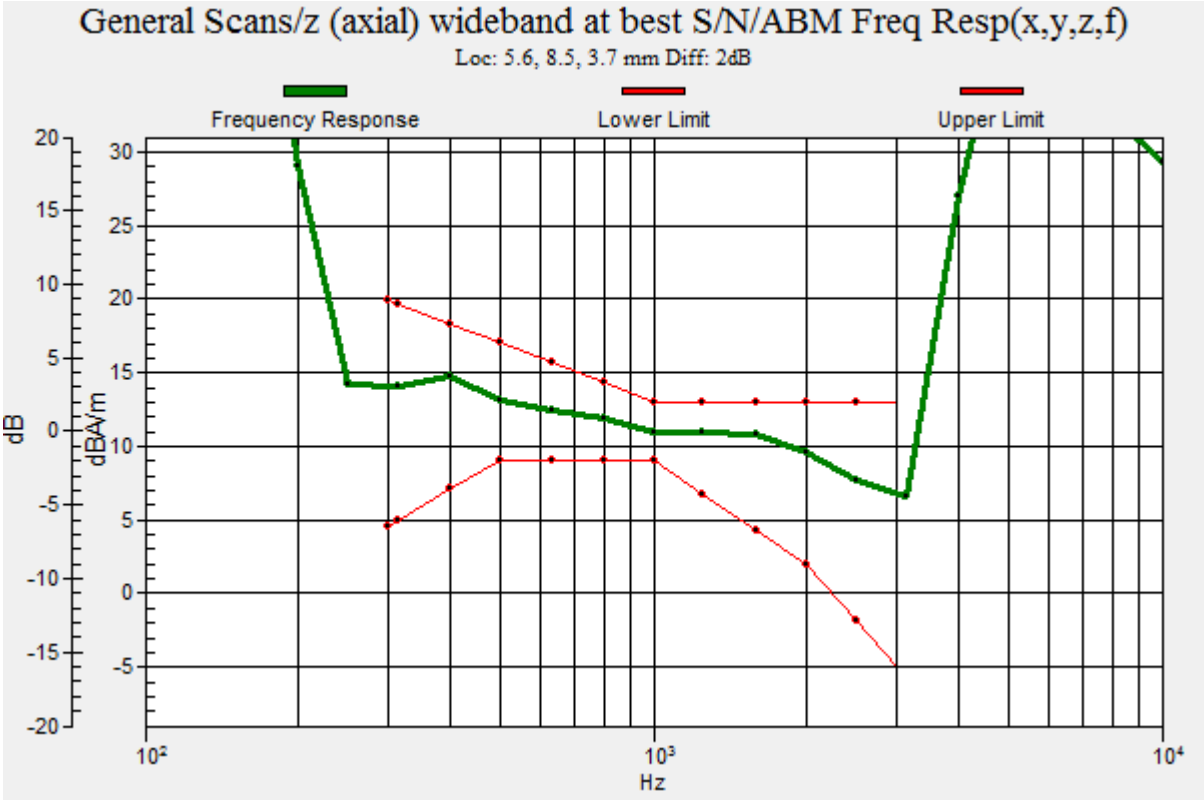
General Scans/z (axial) wideband at best S/N/ABM Freq Resp(x,y,z,f)
Loc: 5.6, 8.5, 3.7 mm Diff: 2dB
Frequency Response
Lower Limit
Upper Limit
dB
dBA/m
Hz

Date: 2020-11-07

Test Laboratory: SGS-SAR Lab

TA-1323 HAC-T-Coil-LTE Band 7 20M QPSK 1RB0 21100CH

DUT: TA-1323; Type: Mobile Phone; Serial: 97aa0300

Communication System: UID 0, LTE-FDD BW 20MHz (0); Frequency: 2535 MHz;Duty Cycle: 1:1

Medium: Air;Medium parameters used: $\sigma = 0$ S/m, $\varepsilon_r = 1$; $\rho = 0$ kg/m^3
Phantom section: TCoil Section

DASY 5 Configuration:

- Probe: AM1DV3 - 3115; ; Calibrated: 2020-05-26
- Sensor-Surface: 0mm (Fix Surface)
- Electronics: DAE4 Sn1428; Calibrated: 2020-03-03
- Phantom: HAC Test Arch with AMCC; Type: SD HAC P01 BA;
- DASY52 52.8.8(1222); SEMCAD X 14.6.10(7331)

T-Coil scan/General Scans/y (transversal) 4.2mm 50 x 50/ABM SNR(x,y,z) (13x13x1): Measurement grid: dx=10mm, dy=10mm

ABM1/ABM2 = 44.31 dB
ABM1 comp = 5.32 dBA/m
BWC Factor = 0.16 dB
Location: 8.3, 4.2, 3.7 mm

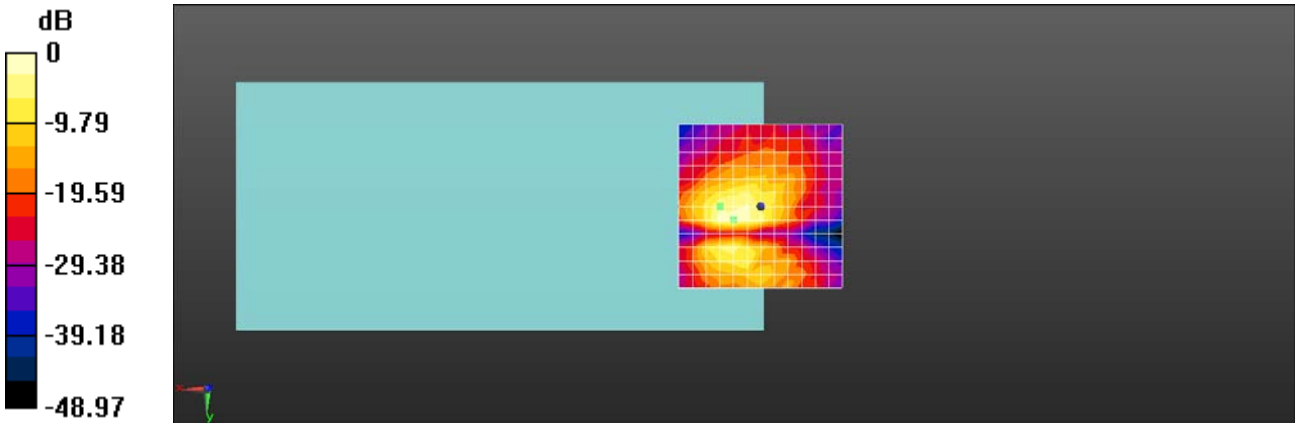

0 dB = 164.3 = 44.31 dB

Date: 2020-12-03

Test Laboratory: SGS-SAR Lab

TA-1323 HAC-T-Coil-LTE Band 7 20M QPSK 1RB0 21100CH Sample2

DUT: TA-1323; Type: Mobile Phone; Serial: A00000K5800B0500063

Communication System: UID 0, LTE-FDD BW 20MHz (0); Frequency: 2535 MHz;Duty Cycle: 1:1

Medium: Air;Medium parameters used: $\sigma = 0$ S/m, $\varepsilon_r = 1$; $\rho = 0$ kg/m^3
Phantom section: TCoil Section

DASY 5 Configuration:

- Probe: AM1DV3 - 3115; ; Calibrated: 2020-05-26
- Sensor-Surface: 0mm (Fix Surface)
- Electronics: DAE4 Sn896; Calibrated: 2020-06-11
- Phantom: HAC Test Arch with AMCC; Type: SD HAC P01 BA;
- DASY52 52.8.8(1222); SEMCAD X 14.6.10(7331)

T-Coil scan/General Scans/z (axial) 4.2mm 50 x 50/ABM SNR(x,y,z) (13x13x1):

Measurement grid: dx=10mm, dy=10mm
ABM1/ABM2 = 44.22 dB
ABM1 comp = 15.82 dBA/m
BWC Factor = 0.17 dB
Location: 8.3, 8.3, 3.7 mm

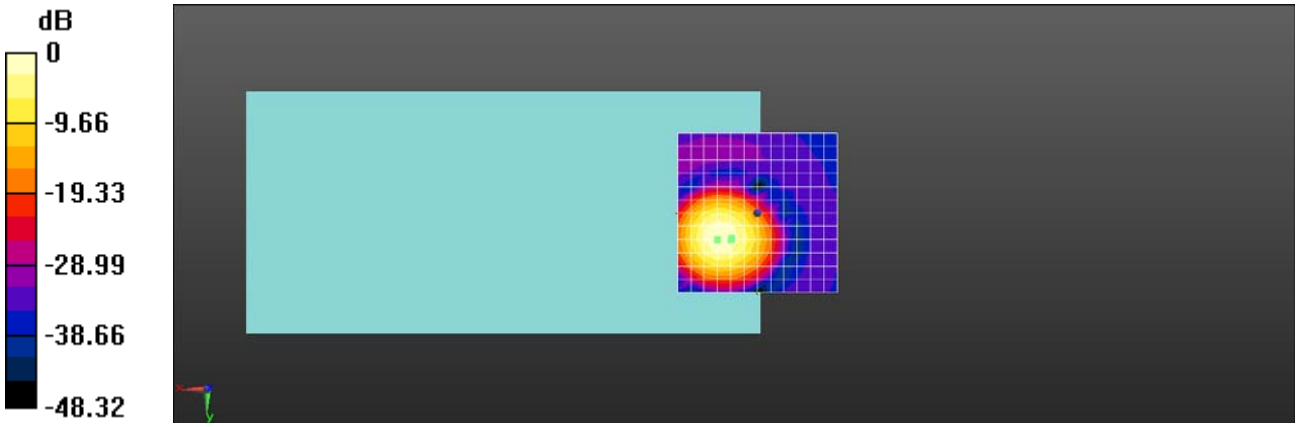

0 dB = 162.5 = 44.22 dB

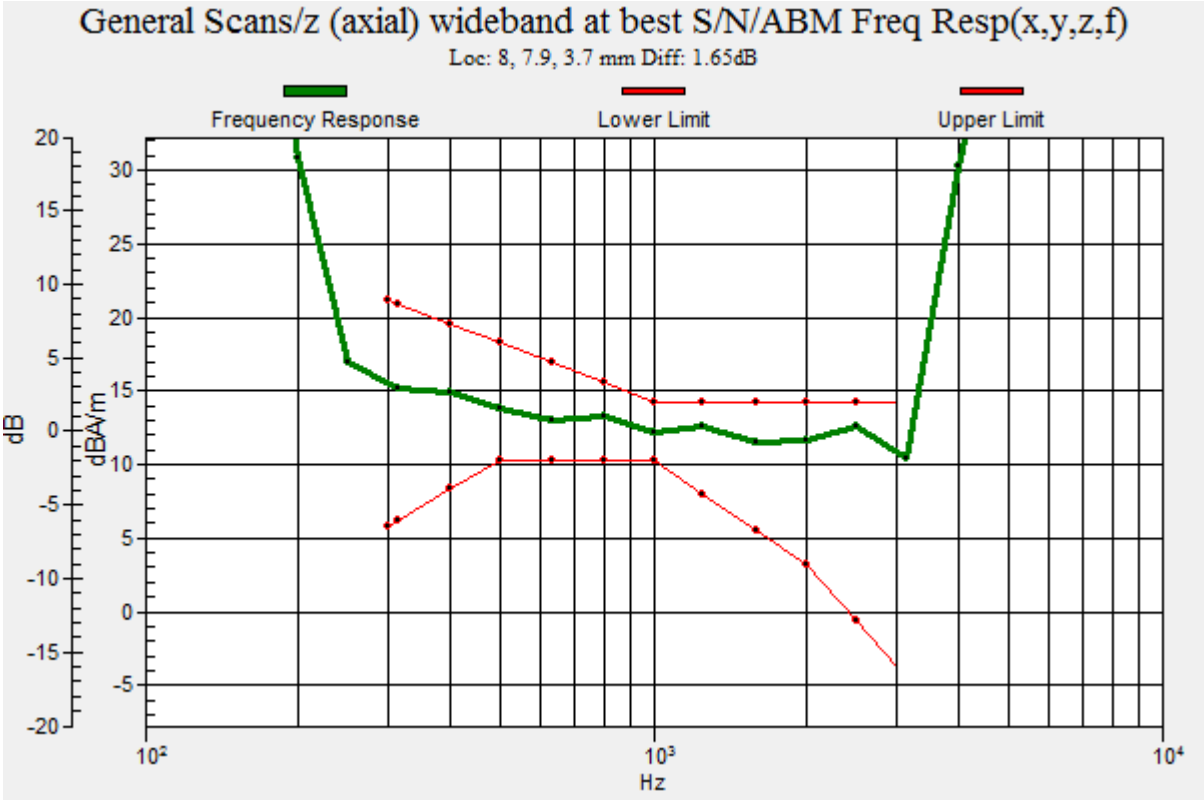
General Scans/z (axial) wideband at best S/N/ABM Freq Resp(x,y,z,f)
Loc: 8, 7.9, 3.7 mm Diff: 1.65dB
Frequency Response
Lower Limit
Upper Limit
dB
dBA/m
Hz

Date: 2020-12-03

Test Laboratory: SGS-SAR Lab

TA-1323 HAC-T-Coil-LTE Band 7 20M QPSK 1RB0 21100CH Sample2

DUT: TA-1323; Type: Mobile Phone; Serial: A00000K5800B0500063

Communication System: UID 0, LTE-FDD BW 20MHz (0); Frequency: 2535 MHz;Duty Cycle: 1:1

Medium: Air;Medium parameters used: $\sigma = 0$ S/m, $\varepsilon_r = 1$; $\rho = 0$ kg/m^3
Phantom section: TCoil Section

DASY 5 Configuration:

- Probe: AM1DV3 - 3115; ; Calibrated: 2020-05-26
- Sensor-Surface: 0mm (Fix Surface)
- Electronics: DAE4 Sn896; Calibrated: 2020-06-11
- Phantom: HAC Test Arch with AMCC; Type: SD HAC P01 BA;
- DASY52 52.8.8(1222); SEMCAD X 14.6.10(7331)

T-Coil scan/General Scans/y (transversal) 4.2mm 50 x 50/ABM SNR(x,y,z) (13x13x1): Measurement grid: dx=10mm, dy=10mm
ABM1/ABM2 = 45.22 dB
ABM1 comp = 8.32 dBA/m
BWC Factor = 0.17 dB
Location: 8.3, 0, 3.7 mm

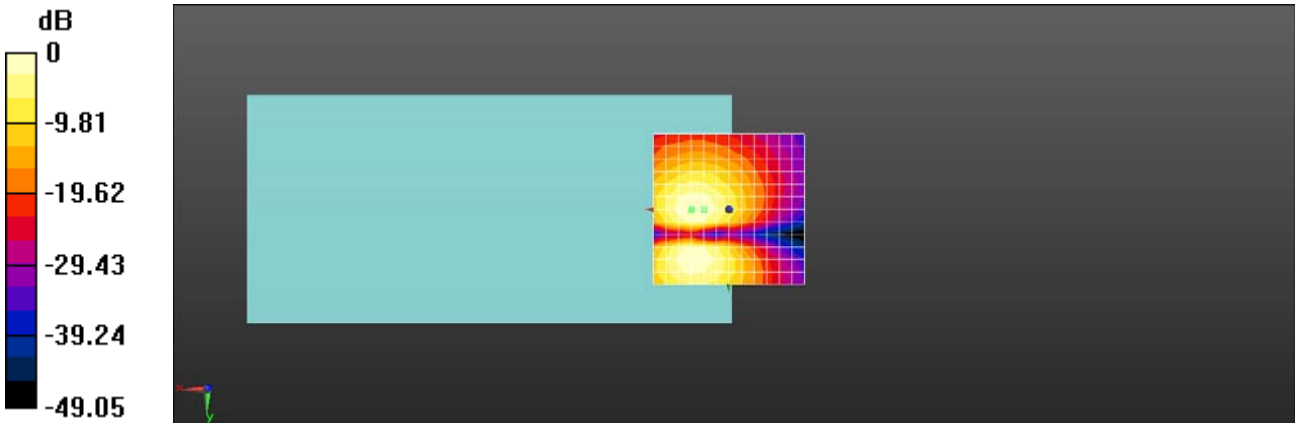

0 dB = 182.5 = 45.23 dB

Date: 2020-11-07

Test Laboratory: SGS-SAR Lab

TA-1323 HAC-T-Coil-LTE Band 12 10M QPSK 1RB0 23095CH

DUT: TA-1323; Type: Mobile Phone; Serial: 4d750300

Communication System: UID 0, LTE-FDD BW 10MHZ (0); Frequency: 707.5 MHz;Duty Cycle: 1:1

Medium: Air;Medium parameters used: $\sigma = 0$ S/m, $\varepsilon_r = 1$; $\rho = 0$ kg/m^3
Phantom section: TCoil Section

DASY 5 Configuration:

- Probe: AM1DV3 - 3115; ; Calibrated: 2020-05-26
- Sensor-Surface: 0mm (Fix Surface)
- Electronics: DAE4 Sn1428; Calibrated: 2020-03-03
- Phantom: HAC Test Arch with AMCC; Type: SD HAC P01 BA;
- DASY52 52.8.8(1222); SEMCAD X 14.6.10(7331)

T-Coil scan/General Scans/z (axial) 4.2mm 50 x 50/ABM SNR(x,y,z) (13x13x1):

Measurement grid: dx=10mm, dy=10mm
ABM1/ABM2 = 42.91 dB
ABM1 comp = 15.02 dBA/m
BWC Factor = 0.16 dB
Location: 8.3, 8.3, 3.7 mm

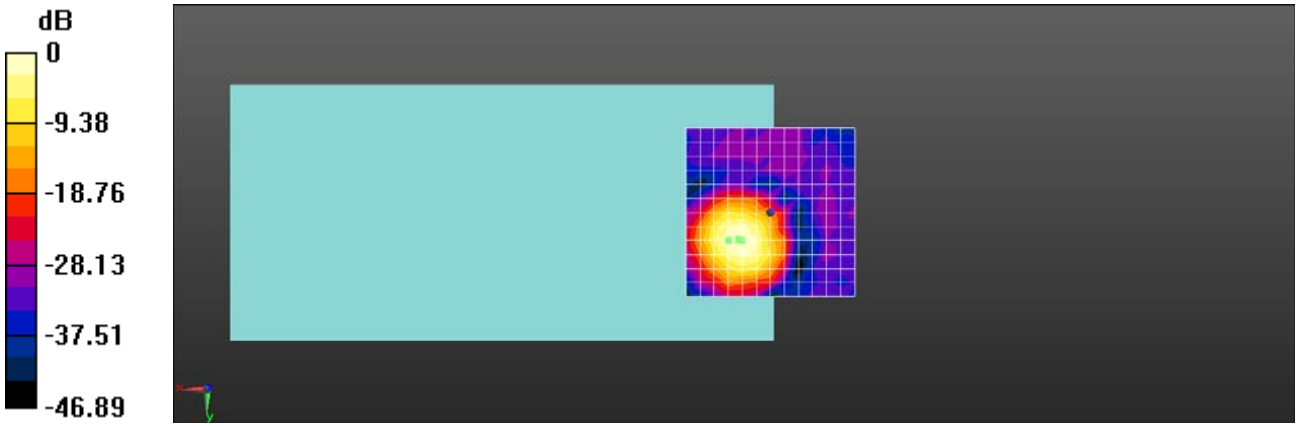

0 dB = 139.8 = 42.91 dB

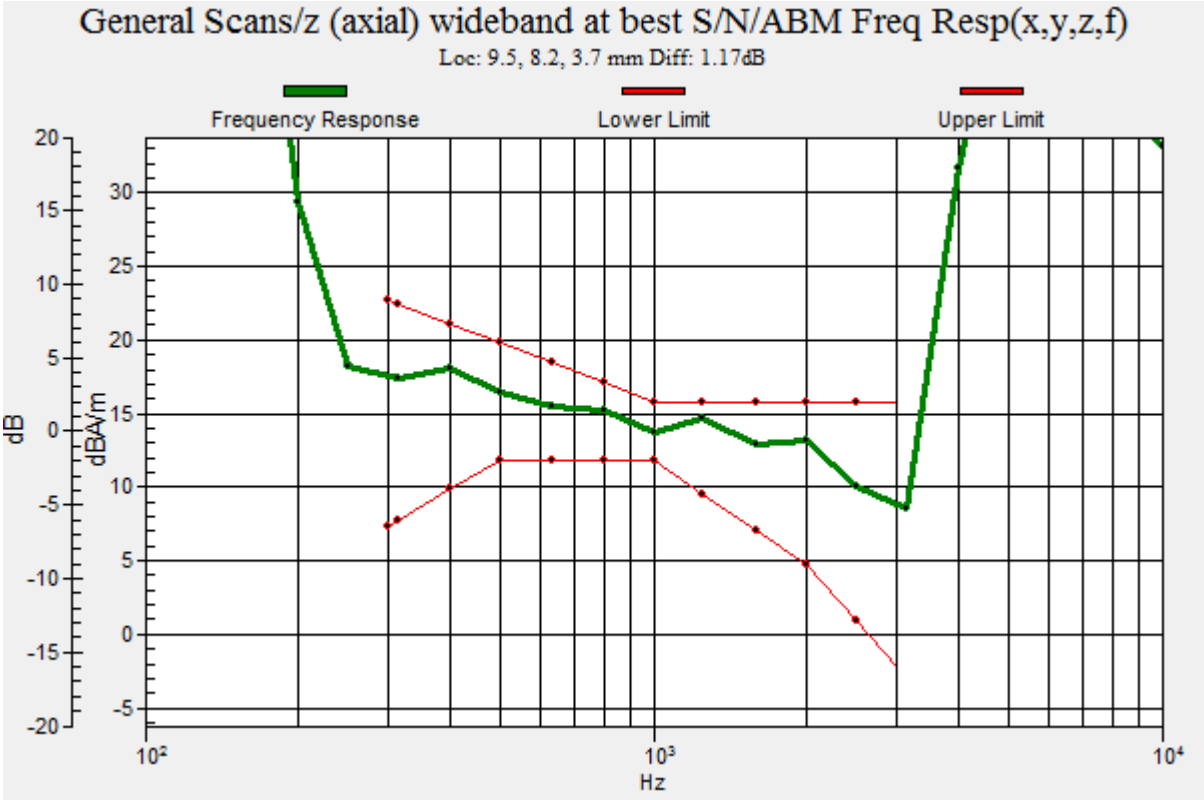
General Scans/z (axial) wideband at best S/N/ABM Freq Resp(x,y,z,f)
Loc: 9.5, 8.2, 3.7 mm Diff: 1.17dB
Frequency Response
Lower Limit
Upper Limit
dB
dBA/m
Hz

Date: 2020-11-07

Test Laboratory: SGS-SAR Lab

TA-1323 HAC-T-Coil-LTE Band 12 10M QPSK 1RB0 23095CH

DUT: TA-1323; Type: Mobile Phone; Serial: 4d750300

Communication System: UID 0, LTE-FDD BW 10MHZ (0); Frequency: 707.5 MHz;Duty Cycle: 1:1

Medium: Air;Medium parameters used: $\sigma = 0$ S/m, $\varepsilon_r = 1$; $\rho = 0$ kg/m^3
Phantom section: TCoil Section

DASY 5 Configuration:

- Probe: AM1DV3 - 3115; ; Calibrated: 2020-05-26
- Sensor-Surface: 0mm (Fix Surface)
- Electronics: DAE4 Sn1428; Calibrated: 2020-03-03
- Phantom: HAC Test Arch with AMCC; Type: SD HAC P01 BA;
- DASY52 52.8.8(1222); SEMCAD X 14.6.10(7331)

T-Coil scan/General Scans/y (transversal) 4.2mm 50 x 50/ABM SNR(x,y,z) (13x13x1): Measurement grid: dx=10mm, dy=10mm

ABM1/ABM2 = 44.03 dB
ABM1 comp = 7.01 dBA/m
BWC Factor = 0.16 dB
Location: 8.3, 0, 3.7 mm

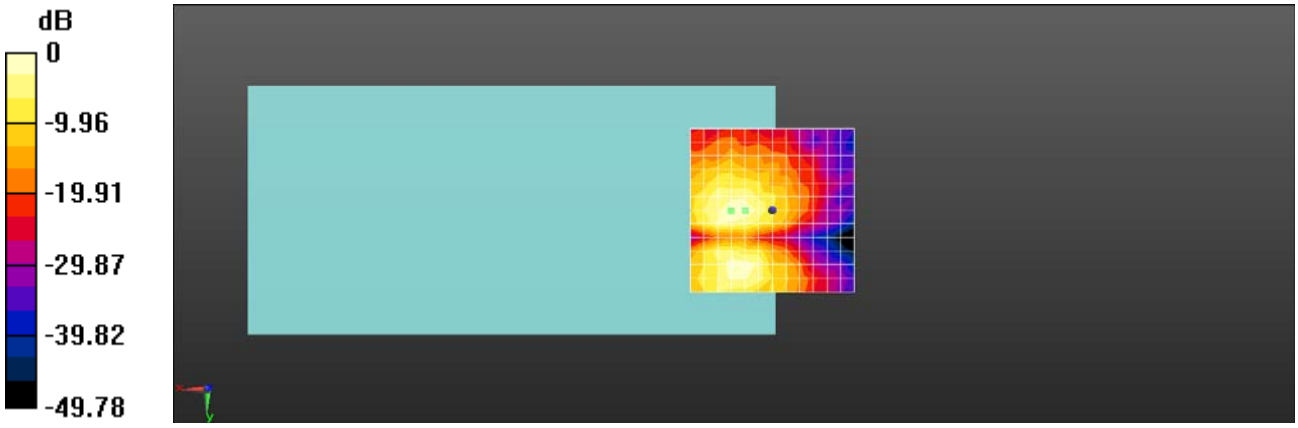

0 dB = 159.1 = 44.03 dB

Date: 2020-12-04

Test Laboratory: SGS-SAR Lab

TA-1323 HAC-T-Coil-LTE Band 12 10M QPSK 1RB0 23095CH Sample2

DUT: TA-1323; Type: Mobile Phone; Serial: A00000K5800B0500063

Communication System: UID 0, LTE-FDD BW 10MHZ (0); Frequency: 707.5 MHz;Duty Cycle: 1:1

Medium: Air;Medium parameters used: $\sigma = 0$ S/m, $\varepsilon_r = 1$; $\rho = 0$ kg/m^3
Phantom section: TCoil Section

DASY 5 Configuration:

- Probe: AM1DV3 - 3115; ; Calibrated: 2020-05-26
- Sensor-Surface: 0mm (Fix Surface)
- Electronics: DAE4 Sn896; Calibrated: 2020-06-11
- Phantom: HAC Test Arch with AMCC; Type: SD HAC P01 BA;
- DASY52 52.8.8(1222); SEMCAD X 14.6.10(7331)

T-Coil scan/General Scans/z (axial) 4.2mm 50 x 50/ABM SNR(x,y,z) (13x13x1):

Measurement grid: dx=10mm, dy=10mm
ABM1/ABM2 = 44.42 dB
ABM1 comp = 17.09 dBA/m
BWC Factor = 0.17 dB
Location: 12.5, 8.3, 3.7 mm

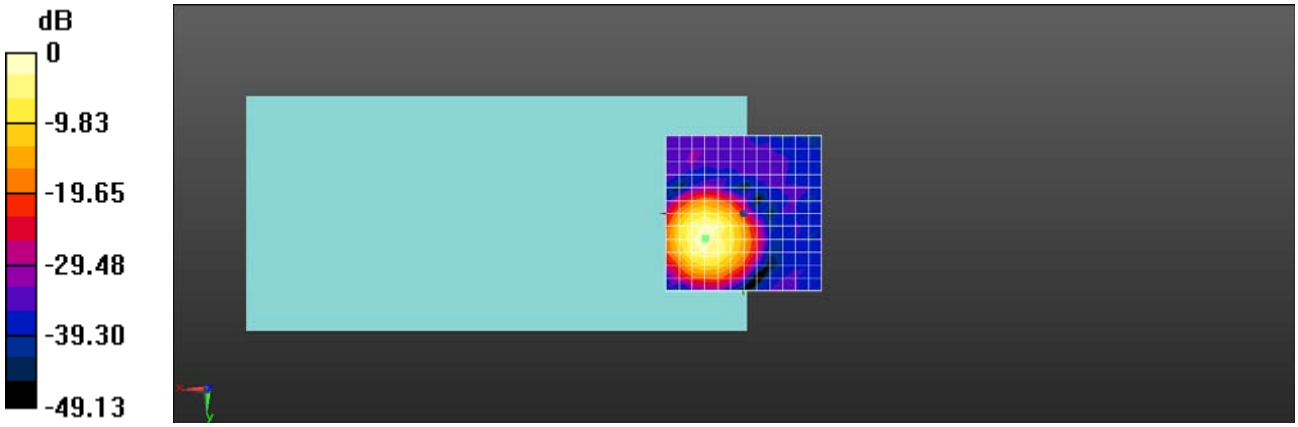

0 dB = 166.4 = 44.42 dB

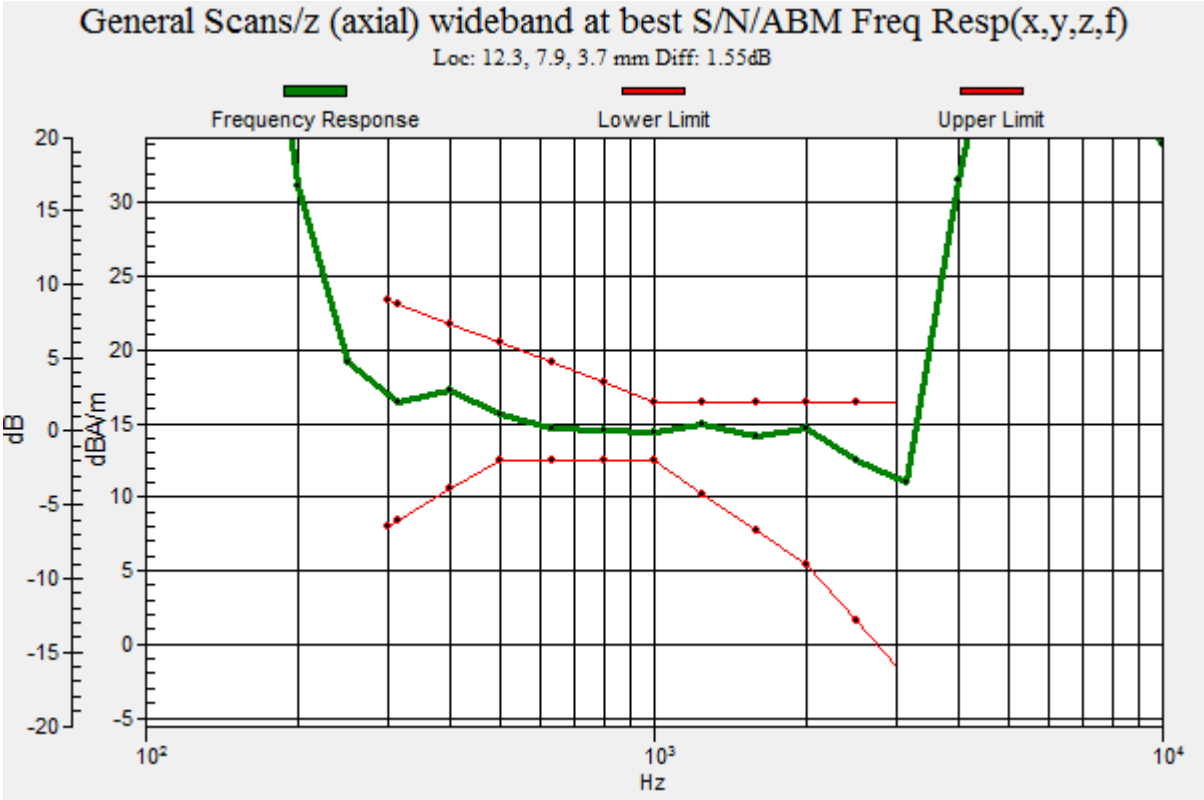
General Scans/z (axial) wideband at best S/N/ABM Freq Resp(x,y,z,f)
Loc: 12.3, 7.9, 3.7 mm Diff: 1.55dB
Frequency Response
Lower Limit
Upper Limit
dB
dBA/m
Hz

Date: 2020-12-04

Test Laboratory: SGS-SAR Lab

TA-1323 HAC-T-Coil-LTE Band 12 10M QPSK 1RB0 23095CH Sample2

DUT: TA-1323; Type: Mobile Phone; Serial: A00000K5800B0500063

Communication System: UID 0, LTE-FDD BW 10MHZ (0); Frequency: 707.5 MHz;Duty Cycle: 1:1

Medium: Air;Medium parameters used: $\sigma = 0$ S/m, $\varepsilon_r = 1$; $\rho = 0$ kg/m^3
Phantom section: TCoil Section

DASY 5 Configuration:

- Probe: AM1DV3 - 3115; ; Calibrated: 2020-05-26
- Sensor-Surface: 0mm (Fix Surface)
- Electronics: DAE4 Sn896; Calibrated: 2020-06-11
- Phantom: HAC Test Arch with AMCC; Type: SD HAC P01 BA;
- DASY52 52.8.8(1222); SEMCAD X 14.6.10(7331)

T-Coil scan/General Scans/y (transversal) 4.2mm 50 x 50/ABM SNR(x,y,z) (13x13x1): Measurement grid: dx=10mm, dy=10mm
ABM1/ABM2 = 44.68 dB
ABM1 comp = 7.91 dBA/m
BWC Factor = 0.17 dB
Location: 12.5, 0, 3.7 mm

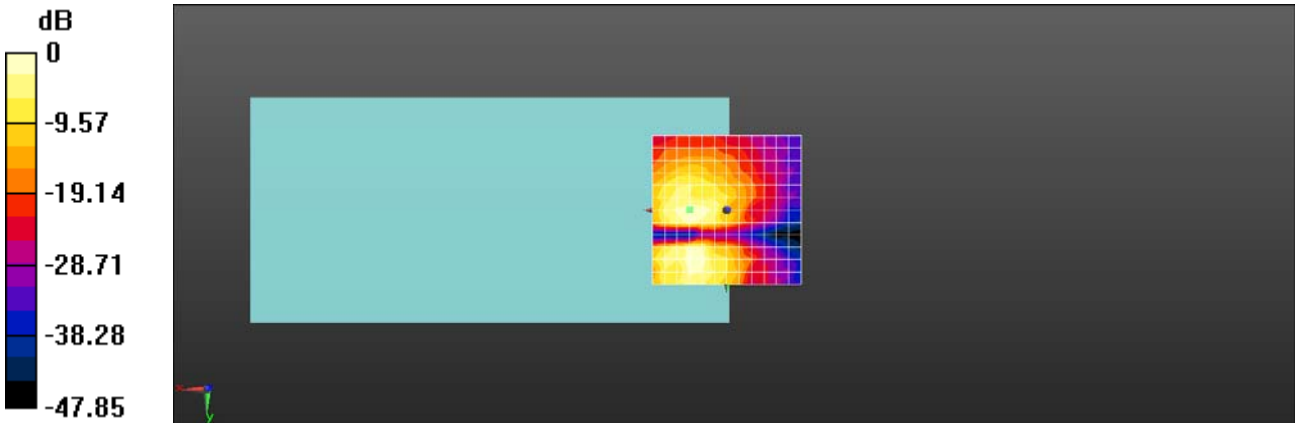

0 dB = 171.3 = 44.68 dB

Date: 2020-11-07

Test Laboratory: SGS-SAR Lab

TA-1323 HAC-T-Coil-LTE Band 66 20M QPSK 1RB0 132322CH

DUT: TA-1323; Type: Mobile Phone; Serial: 97aa0300

Communication System: UID 0, LTE-FDD BW 20MHz (0); Frequency: 1745 MHz;Duty Cycle: 1:1

Medium: Air;Medium parameters used: $\sigma = 0$ S/m, $\varepsilon_r = 1$; $\rho = 0$ kg/m^3
Phantom section: TCoil Section

DASY 5 Configuration:

- Probe: AM1DV3 - 3115; ; Calibrated: 2020-05-26
- Sensor-Surface: 0mm (Fix Surface)
- Electronics: DAE4 Sn1428; Calibrated: 2020-03-03
- Phantom: HAC Test Arch with AMCC; Type: SD HAC P01 BA;
- DASY52 52.8.8(1222); SEMCAD X 14.6.10(7331)

T-Coil scan/General Scans/z (axial) 4.2mm 50 x 50/ABM SNR(x,y,z) (13x13x1):

Measurement grid: dx=10mm, dy=10mm
ABM1/ABM2 = 40.74 dB
ABM1 comp = 10.11 dBA/m
BWC Factor = 0.16 dB
Location: 4.2, 8.3, 3.7 mm

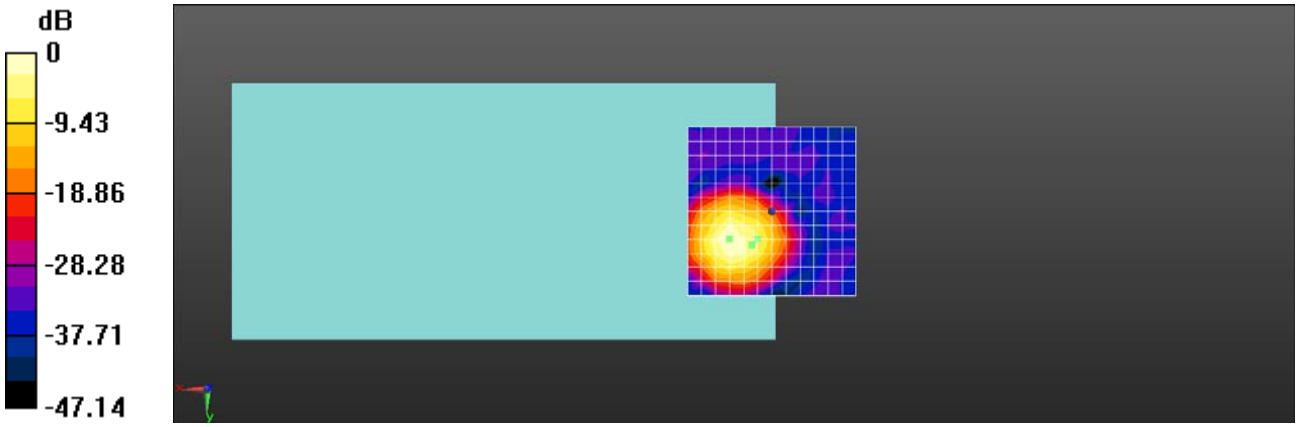

0 dB = 108.9 = 40.74 dB

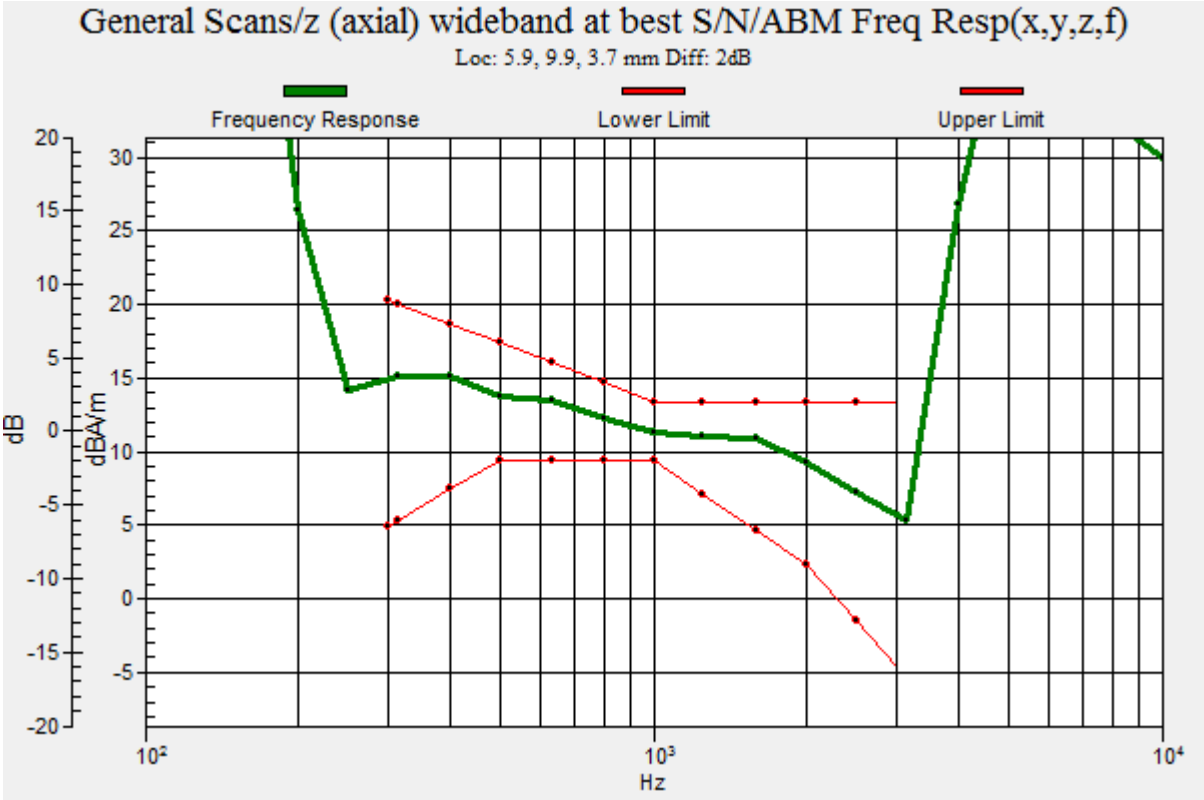
General Scans/z (axial) wideband at best S/N/ABM Freq Resp(x,y,z,f)
Loc: 5.9, 9.9, 3.7 mm Diff: 2dB
Frequency Response
Lower Limit
Upper Limit
dB
dBA/m
Hz

Date: 2020-11-07

Test Laboratory: SGS-SAR Lab

TA-1323 HAC-T-Coil-LTE Band 66 20M QPSK 1RB0 132322CH

DUT: TA-1323; Type: Mobile Phone; Serial: 97aa0300

Communication System: UID 0, LTE-FDD BW 20MHz (0); Frequency: 1745 MHz;Duty Cycle: 1:1

Medium: Air;Medium parameters used: $\sigma = 0$ S/m, $\varepsilon_r = 1$; $\rho = 0$ kg/m^3
Phantom section: TCoil Section

DASY 5 Configuration:

- Probe: AM1DV3 - 3115; ; Calibrated: 2020-05-26
- Sensor-Surface: 0mm (Fix Surface)
- Electronics: DAE4 Sn1428; Calibrated: 2020-03-03
- Phantom: HAC Test Arch with AMCC; Type: SD HAC P01 BA;
- DASY52 52.8.8(1222); SEMCAD X 14.6.10(7331)

T-Coil scan/General Scans/y (transversal) 4.2mm 50 x 50/ABM SNR(x,y,z) (13x13x1): Measurement grid: dx=10mm, dy=10mm
ABM1/ABM2 = 43.36 dB
ABM1 comp = 2.48 dBA/m
BWC Factor = 0.16 dB
Location: 4.2, 4.2, 3.7 mm

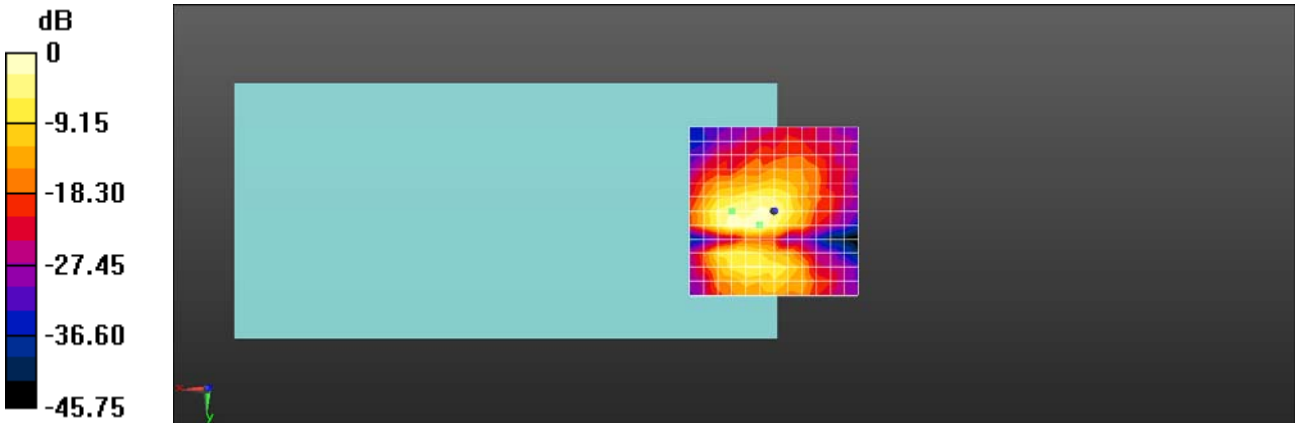

0 dB = 147.3 = 43.36 dB

Date: 2020-12-01

Test Laboratory: SGS-SAR Lab

TA-1323 HAC-T-Coil-LTE Band 66 20M QPSK 1RB0 132322CH

DUT: TA-1323; Type: Mobile Phone; Serial: 97aa0300

Communication System: UID 0, LTE-FDD BW 20MHz (0); Frequency: 1745 MHz;Duty Cycle: 1:1

Medium: Air;Medium parameters used: $\sigma = 0$ S/m, $\varepsilon_r = 1$; $\rho = 0$ kg/m^3
Phantom section: TCoil Section

DASY 5 Configuration:

- Probe: AM1DV3 - 3115; ; Calibrated: 2020-05-26
- Sensor-Surface: 0mm (Fix Surface)
- Electronics: DAE4 Sn896; Calibrated: 2020-06-11
- Phantom: HAC Test Arch with AMCC; Type: SD HAC P01 BA;
- DASY52 52.8.8(1222); SEMCAD X 14.6.10(7331)

T-Coil scan/General Scans/z (axial) 4.2mm 50 x 50/ABM SNR(x,y,z) (13x13x1):

Measurement grid: dx=10mm, dy=10mm
ABM1/ABM2 = 38.04 dB
ABM1 comp = 12.96 dBA/m
BWC Factor = 0.16 dB
Location: 8.3, 8.3, 3.7 mm

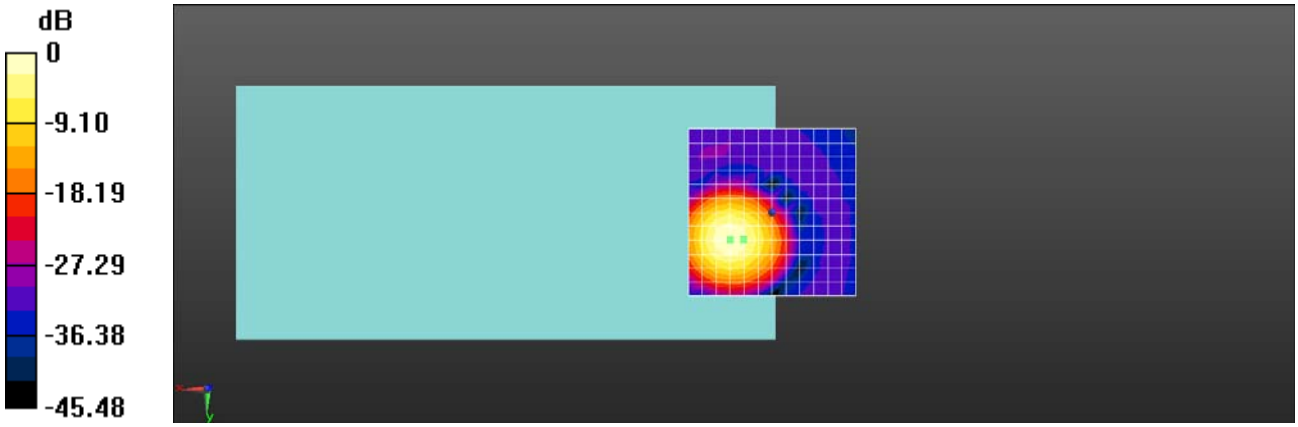

0 dB = 79.76 = 38.04 dB

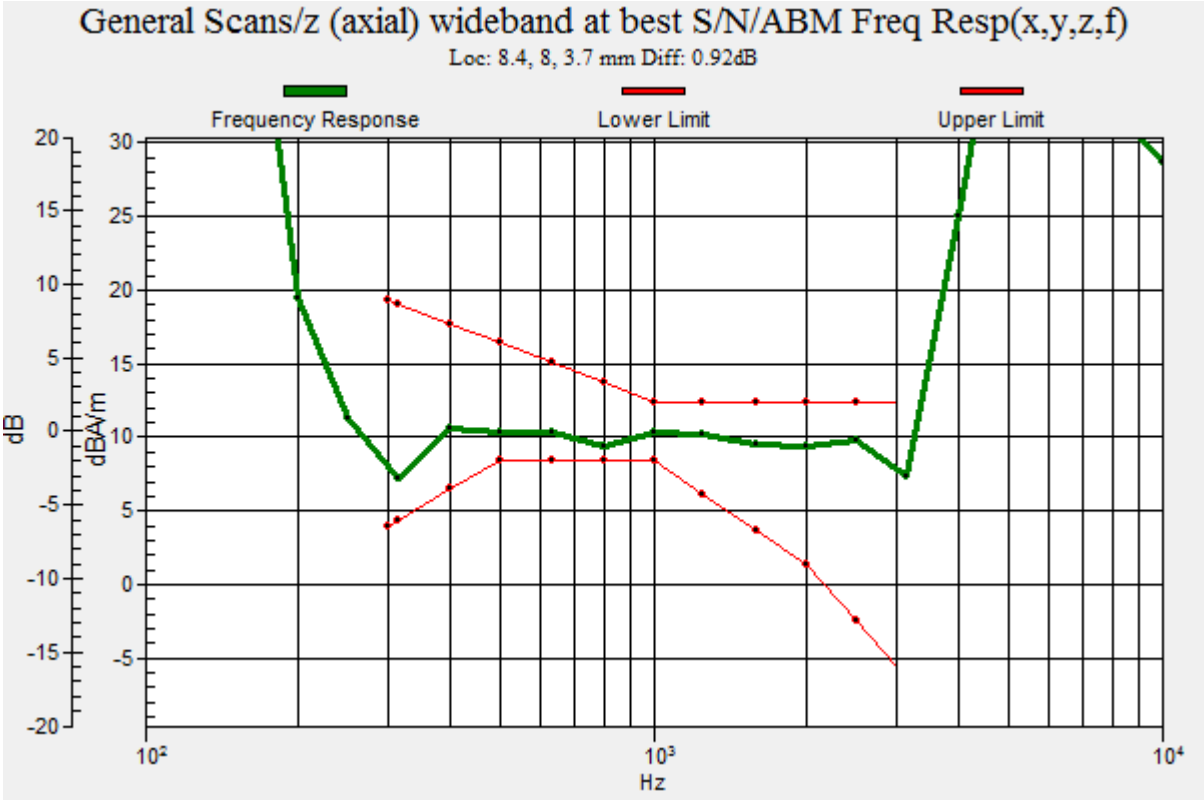
General Scans/z (axial) wideband at best S/N/ABM Freq Resp(x,y,z,f)
Loc: 8.4, 8, 3.7 mm Diff: 0.92dB
Frequency Response
Lower Limit
Upper Limit
dB
dBA/m
Hz

Date: 2020-12-01

Test Laboratory: SGS-SAR Lab

TA-1323 HAC-T-Coil-LTE Band 66 20M QPSK 1RB0 132322CH

DUT: TA-1323; Type: Mobile Phone; Serial: 97aa0300

Communication System: UID 0, LTE-FDD BW 20MHz (0); Frequency: 1745 MHz;Duty Cycle: 1:1

Medium: Air;Medium parameters used: $\sigma = 0$ S/m, $\varepsilon_r = 1$; $\rho = 0$ kg/m^3
Phantom section: TCoil Section

DASY 5 Configuration:

- Probe: AM1DV3 - 3115; ; Calibrated: 2020-05-26
- Sensor-Surface: 0mm (Fix Surface)
- Electronics: DAE4 Sn896; Calibrated: 2020-06-11
- Phantom: HAC Test Arch with AMCC; Type: SD HAC P01 BA;
- DASY52 52.8.8(1222); SEMCAD X 14.6.10(7331)

T-Coil scan/General Scans/y (transversal) 4.2mm 50 x 50/ABM SNR(x,y,z) (13x13x1): Measurement grid: dx=10mm, dy=10mm
ABM1/ABM2 = 39.67 dB
ABM1 comp = 2.90 dBA/m
BWC Factor = 0.16 dB
Location: 4.2, 0, 3.7 mm

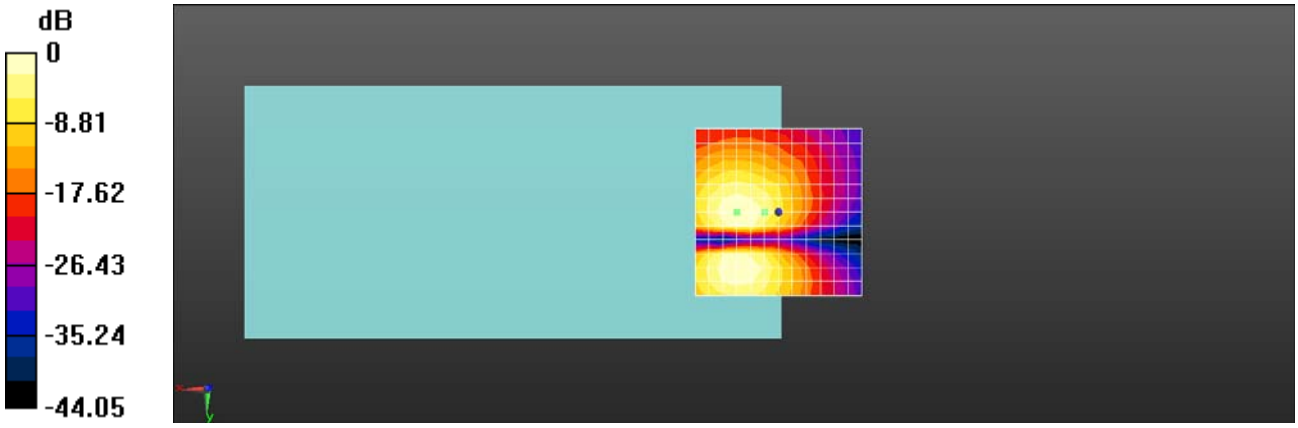

0 dB = 96.30 = 39.67 dB

Date: 2020-12-03

Test Laboratory: SGS-SAR Lab

TA-1323 HAC-T-Coil-LTE Band 66 20M QPSK 1RB0 132322CH Sample2

DUT: TA-1323; Type: Mobile Phone; Serial: A00000K5800B0500063

Communication System: UID 0, LTE-FDD BW 20MHz (0); Frequency: 1745 MHz;Duty Cycle: 1:1

Medium: Air;Medium parameters used: $\sigma = 0$ S/m, $\varepsilon_r = 1$; $\rho = 0$ kg/m^3
Phantom section: TCoil Section

DASY 5 Configuration:

- Probe: AM1DV3 - 3115; ; Calibrated: 2020-05-26
- Sensor-Surface: 0mm (Fix Surface)
- Electronics: DAE4 Sn896; Calibrated: 2020-06-11
- Phantom: HAC Test Arch with AMCC; Type: SD HAC P01 BA;
- DASY52 52.8.8(1222); SEMCAD X 14.6.10(7331)

T-Coil scan/General Scans/z (axial) 4.2mm 50 x 50/ABM SNR(x,y,z) (13x13x1):

Measurement grid: dx=10mm, dy=10mm
ABM1/ABM2 = 43.43 dB
ABM1 comp = 15.71 dBA/m
BWC Factor = 0.17 dB
Location: 8.3, 8.3, 3.7 mm

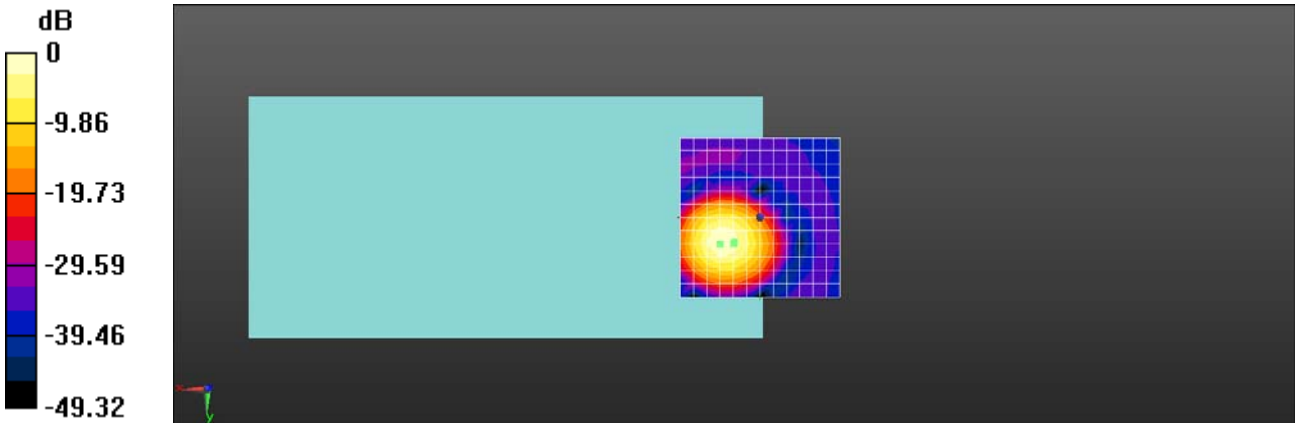

0 dB = 148.5 = 43.43 dB

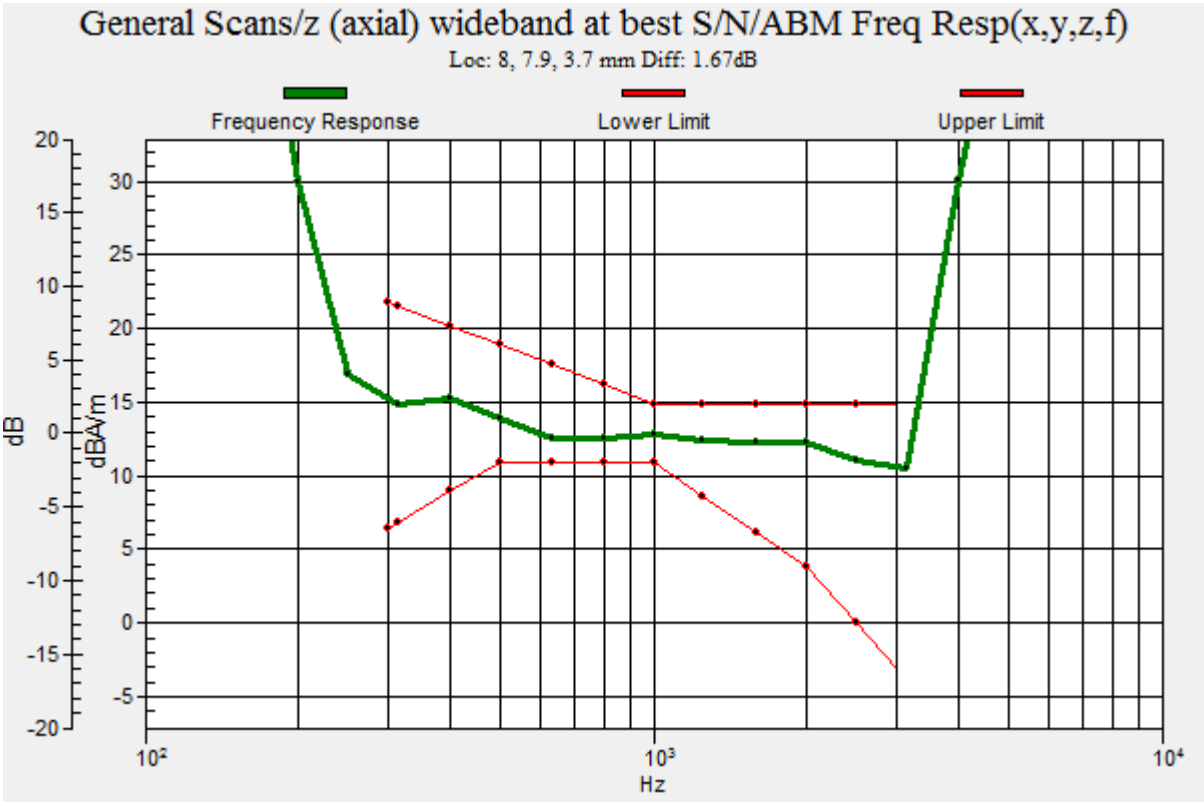
General Scans/z (axial) wideband at best S/N/ABM Freq Resp(x,y,z,f)
Loc: 8, 7.9, 3.7 mm Diff: 1.67dB
Frequency Response
Lower Limit
Upper Limit
dB
dBA/m
Hz

Date: 2020-12-03

Test Laboratory: SGS-SAR Lab

TA-1323 HAC-T-Coil-LTE Band 66 20M QPSK 1RB0 132322CH Sample2

DUT: TA-1323; Type: Mobile Phone; Serial: A00000K5800B0500063

Communication System: UID 0, LTE-FDD BW 20MHz (0); Frequency: 1745 MHz;Duty Cycle: 1:1

Medium: Air;Medium parameters used: $\sigma = 0$ S/m, $\varepsilon_r = 1$; $\rho = 0$ kg/m^3
Phantom section: TCoil Section

DASY 5 Configuration:

- Probe: AM1DV3 - 3115; ; Calibrated: 2020-05-26
- Sensor-Surface: 0mm (Fix Surface)
- Electronics: DAE4 Sn896; Calibrated: 2020-06-11
- Phantom: HAC Test Arch with AMCC; Type: SD HAC P01 BA;
- DASY52 52.8.8(1222); SEMCAD X 14.6.10(7331)

T-Coil scan/General Scans/y (transversal) 4.2mm 50 x 50/ABM SNR(x,y,z) (13x13x1): Measurement grid: dx=10mm, dy=10mm
ABM1/ABM2 = 44.74 dB
ABM1 comp = 8.49 dBA/m
BWC Factor = 0.17 dB
Location: 12.5, 0, 3.7 mm

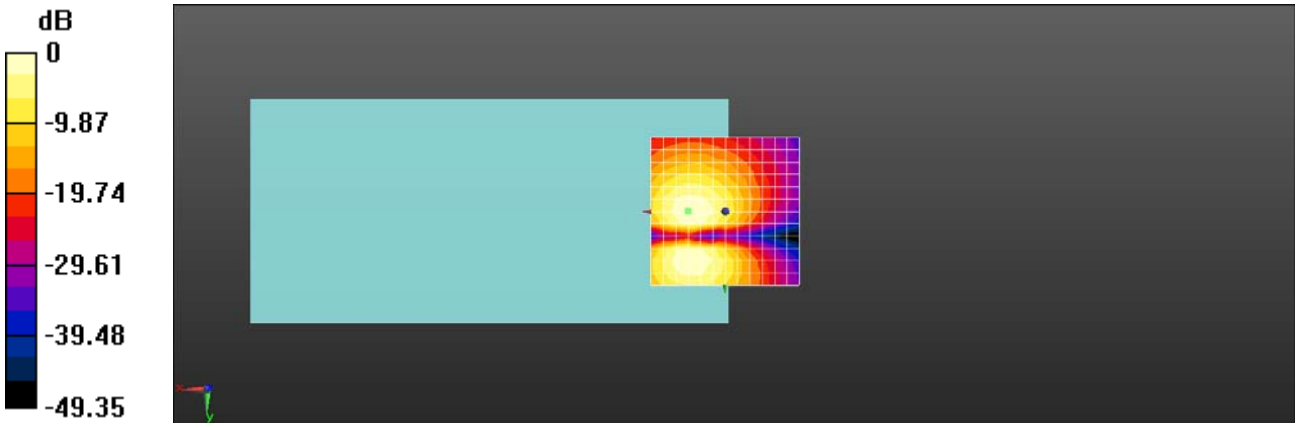

0 dB = 172.6 = 44.74 dB

Date: 2020-11-11

Test Laboratory: SGS-SAR Lab

TA-1323 HAC-T-Coil-WiFi 2.4G 802.11b 6CH

DUT: TA-1323; Type: Mobile Phone; Serial: 97aa0300

Communication System: UID 0, WI-FI(2.4GHz) (0); Frequency: 2437 MHz;Duty Cycle: 1:1

Medium: Air;Medium parameters used: $\sigma = 0$ S/m, $\varepsilon_r = 1$; $\rho = 0$ kg/m^3
Phantom section: TCoil Section

DASY 5 Configuration:

- Probe: AM1DV3 - 3115; ; Calibrated: 2020-05-26
- Sensor-Surface: 0mm (Fix Surface)
- Electronics: DAE4 Sn1428; Calibrated: 2020-03-03
- Phantom: HAC Test Arch with AMCC; Type: SD HAC P01 BA;
- DASY52 52.8.8(1222); SEMCAD X 14.6.10(7331)

T-Coil scan/General Scans/z (axial) 4.2mm 50 x 50/ABM SNR(x,y,z) (13x13x1):

Measurement grid: dx=10mm, dy=10mm
ABM1/ABM2 = 38.37 dB
ABM1 comp = 13.14 dBA/m
BWC Factor = 0.17 dB
Location: 8.3, 8.3, 3.7 mm

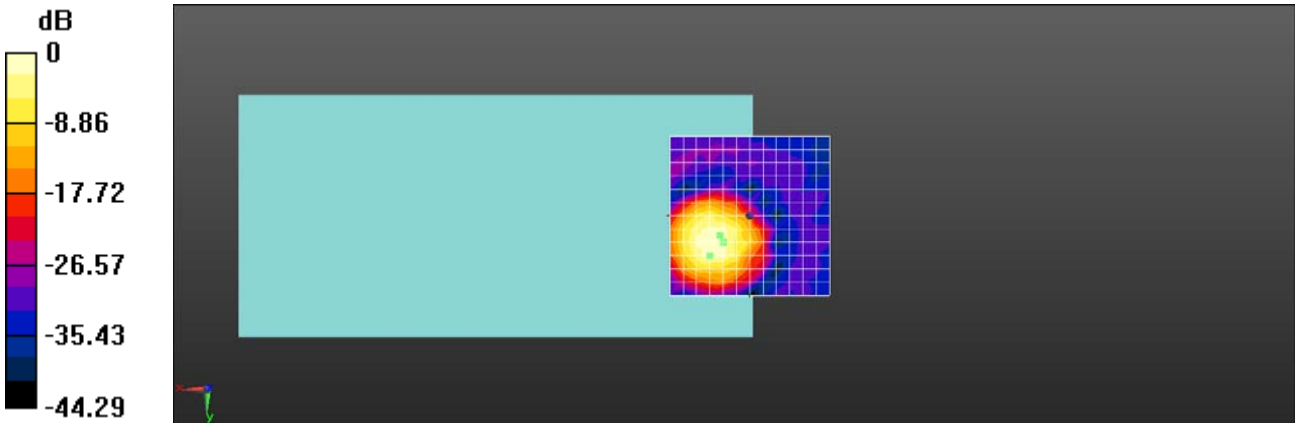

0 dB = 82.92 = 38.37 dB

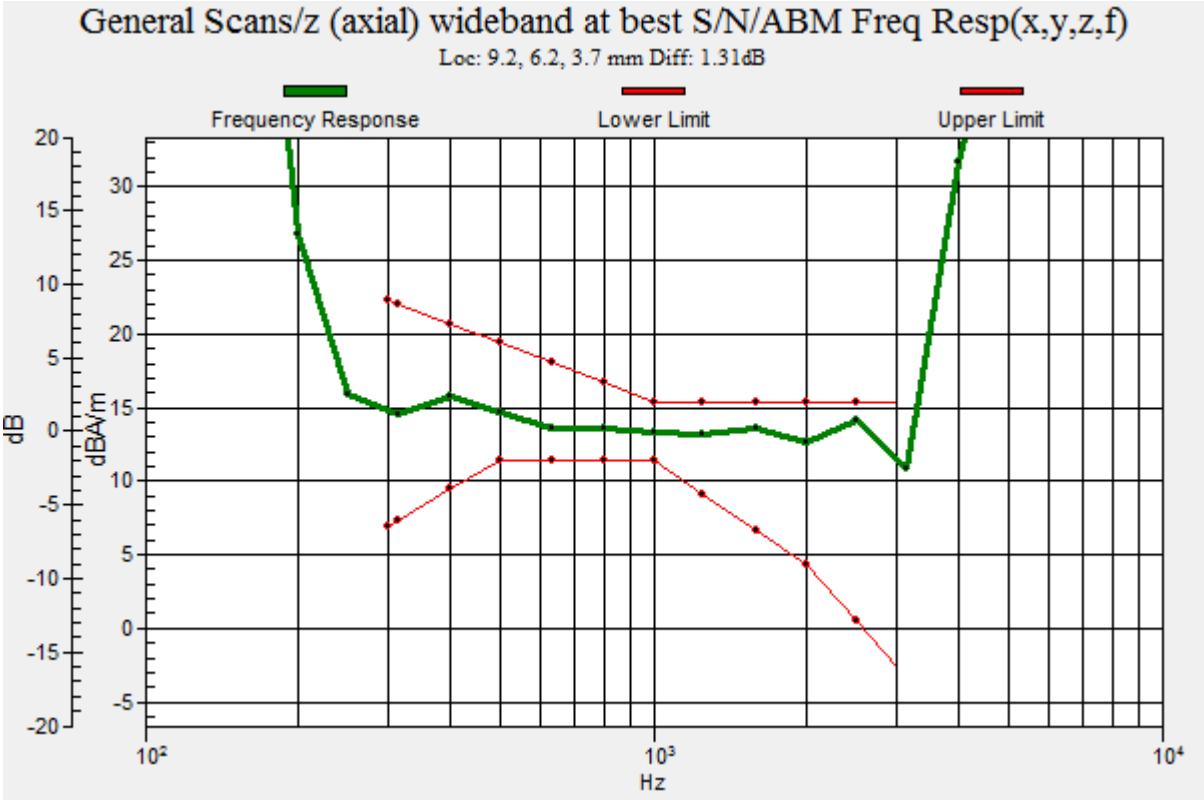
General Scans/z (axial) wideband at best S/N/ABM Freq Resp(x,y,z,f)
Loc: 9.2, 6.2, 3.7 mm Diff: 1.31dB
Frequency Response
Lower Limit
Upper Limit
dB
dBA/m
Hz

Date: 2020-11-11

Test Laboratory: SGS-SAR Lab

TA-1323 HAC-T-Coil-WiFi 2.4G 802.11b 6CH

DUT: TA-1323; Type: Mobile Phone; Serial: 97aa0300

Communication System: UID 0, WI-FI(2.4GHz) (0); Frequency: 2437 MHz;Duty Cycle: 1:1

Medium: Air;Medium parameters used: $\sigma = 0$ S/m, $\varepsilon_r = 1$; $\rho = 0$ kg/m^3
Phantom section: TCoil Section

DASY 5 Configuration:

- Probe: AM1DV3 - 3115; ; Calibrated: 2020-05-26
- Sensor-Surface: 0mm (Fix Surface)
- Electronics: DAE4 Sn1428; Calibrated: 2020-03-03
- Phantom: HAC Test Arch with AMCC; Type: SD HAC P01 BA;
- DASY52 52.8.8(1222); SEMCAD X 14.6.10(7331)

T-Coil scan/General Scans/y (transversal) 4.2mm 50 x 50/ABM SNR(x,y,z) (13x13x1): Measurement grid: dx=10mm, dy=10mm
ABM1/ABM2 = 41.77 dB
ABM1 comp = 6.07 dBA/m
BWC Factor = 0.17 dB
Location: 8.3, 4.2, 3.7 mm

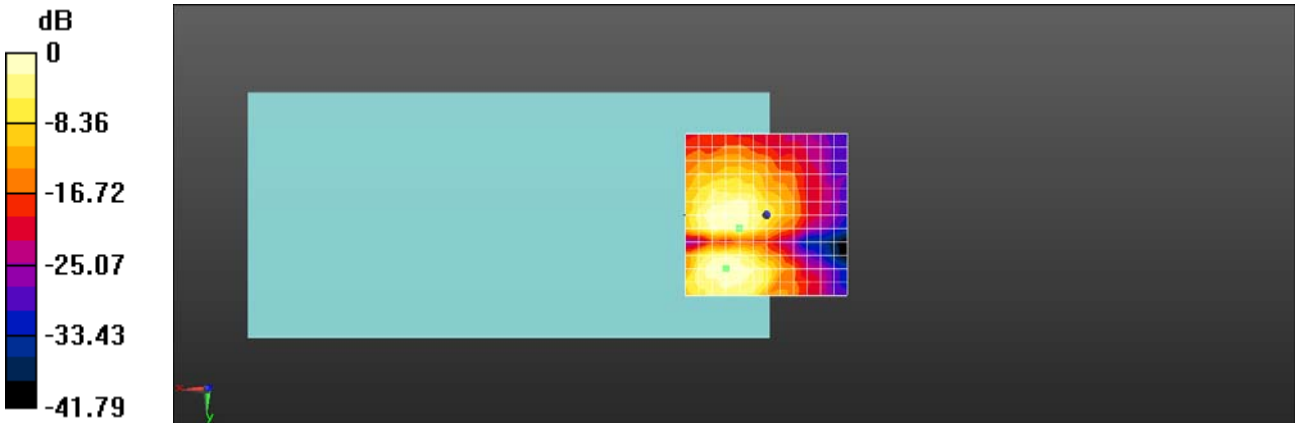

0 dB = 122.6 = 41.77 dB

Date: 2020-11-11

Test Laboratory: SGS-SAR Lab

TA-1323 HAC-T-Coil-WiFi 2.4G 802.11b 6CH

DUT: TA-1323; Type: Mobile Phone; Serial: 97aa0300

Communication System: UID 0, WI-FI(2.4GHz) (0); Frequency: 2437 MHz;Duty Cycle: 1:1

Medium: Air;Medium parameters used: $\sigma = 0$ S/m, $\varepsilon_r = 1$; $\rho = 0$ kg/m^3
Phantom section: TCoil Section

DASY 5 Configuration:

- Probe: AM1DV3 - 3115; ; Calibrated: 2020-05-26
- Sensor-Surface: 0mm (Fix Surface)
- Electronics: DAE4 Sn1428; Calibrated: 2020-03-03
- Phantom: HAC Test Arch with AMCC; Type: SD HAC P01 BA;
- DASY52 52.8.8(1222); SEMCAD X 14.6.10(7331)

T-Coil scan/General Scans/z (axial) 4.2mm 50 x 50/ABM SNR(x,y,z) (13x13x1):

Measurement grid: dx=10mm, dy=10mm
ABM1/ABM2 = 40.26 dB
ABM1 comp = 10.14 dBA/m
BWC Factor = 0.17 dB
Location: 4.2, 8.3, 3.7 mm

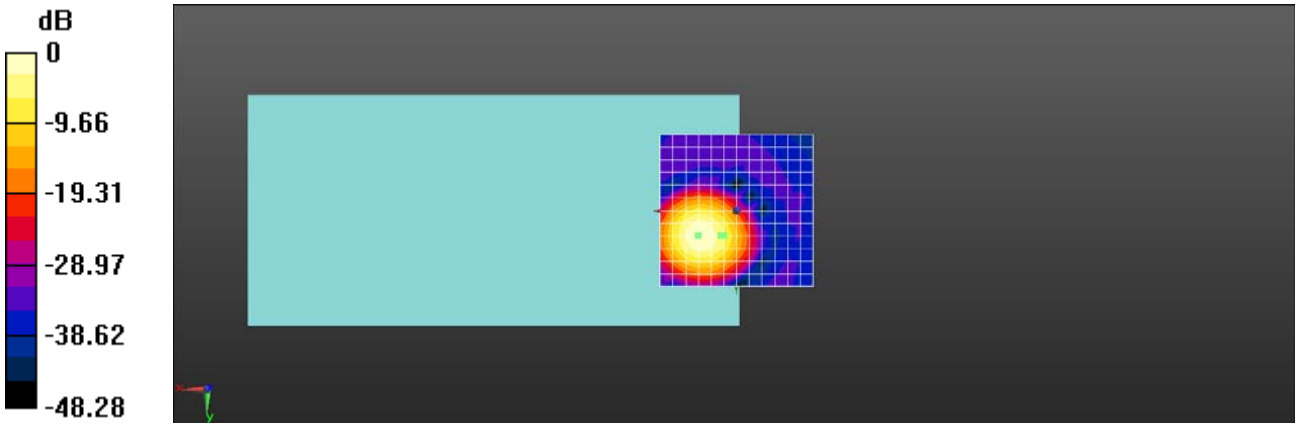

0 dB = 103.1 = 40.27 dB

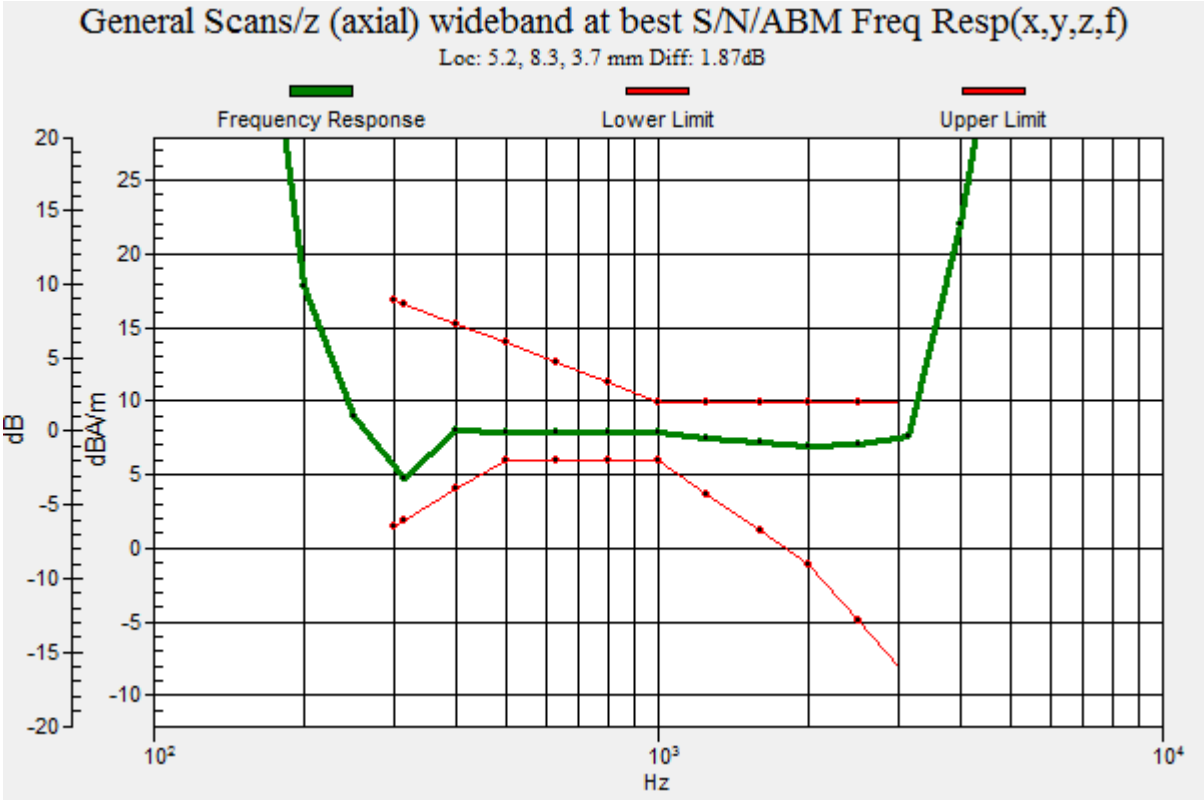
General Scans/z (axial) wideband at best S/N/ABM Freq Resp(x,y,z,f)
Loc: 5.2, 8.3, 3.7 mm Diff: 1.87dB
Frequency Response
Lower Limit
Upper Limit
dB
dBA/m
Hz

Date: 2020-11-11

Test Laboratory: SGS-SAR Lab

TA-1323 HAC-T-Coil-WiFi 2.4G 802.11b 6CH

DUT: TA-1323; Type: Mobile Phone; Serial: 97aa0300

Communication System: UID 0, WI-FI(2.4GHz) (0); Frequency: 2437 MHz;Duty Cycle: 1:1

Medium: Air;Medium parameters used: $\sigma = 0$ S/m, $\varepsilon_r = 1$; $\rho = 0$ kg/m^3
Phantom section: TCoil Section

DASY 5 Configuration:

- Probe: AM1DV3 - 3115; ; Calibrated: 2020-05-26
- Sensor-Surface: 0mm (Fix Surface)
- Electronics: DAE4 Sn1428; Calibrated: 2020-03-03
- Phantom: HAC Test Arch with AMCC; Type: SD HAC P01 BA;
- DASY52 52.8.8(1222); SEMCAD X 14.6.10(7331)

T-Coil scan/General Scans/y (transversal) 4.2mm 50 x 50/ABM SNR(x,y,z) (13x13x1): Measurement grid: dx=10mm, dy=10mm

ABM1/ABM2 = 40.64 dB
ABM1 comp = 3.74 dBA/m
BWC Factor = 0.17 dB
Location: 8.3, 12.5, 3.7 mm

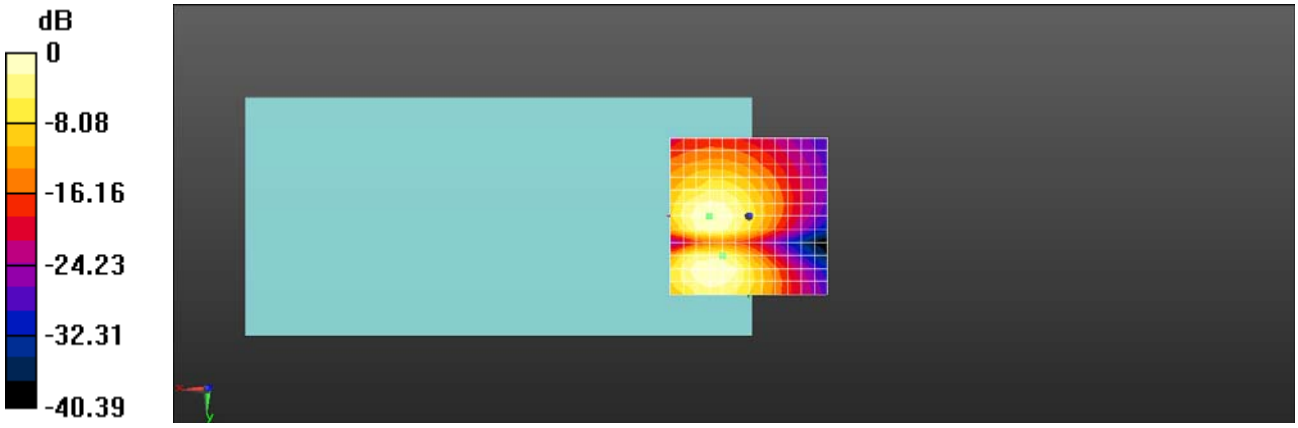

0 dB = 107.6 = 40.64 dB

Date: 2020-12-06

Test Laboratory: SGS-SAR Lab

TA-1323 HAC-T-Coil-WiFi 2.4G 802.11b 6CH Sample2

DUT: TA-1323; Type: Mobile Phone; Serial: A00000K5800B0500063

Communication System: UID 0, WI-FI(2.4GHz) (0); Frequency: 2437 MHz;Duty Cycle: 1:1

Medium: Air;Medium parameters used: $\sigma = 0$ S/m, $\varepsilon_r = 1$; $\rho = 0$ kg/m^3
Phantom section: TCoil Section

DASY 5 Configuration:

- Probe: AM1DV3 - 3115; ; Calibrated: 2020-05-26
- Sensor-Surface: 0mm (Fix Surface)
- Electronics: DAE4 Sn896; Calibrated: 2020-06-11
- Phantom: HAC Test Arch with AMCC; Type: SD HAC P01 BA;
- DASY52 52.8.8(1222); SEMCAD X 14.6.10(7331)

T-Coil scan/General Scans/z (axial) 4.2mm 50 x 50/ABM SNR(x,y,z) (13x13x1):

Measurement grid: dx=10mm, dy=10mm
ABM1/ABM2 = 44.54 dB
ABM1 comp = 17.34 dBA/m
BWC Factor = 0.18 dB
Location: 12.5, 8.3, 3.7 mm

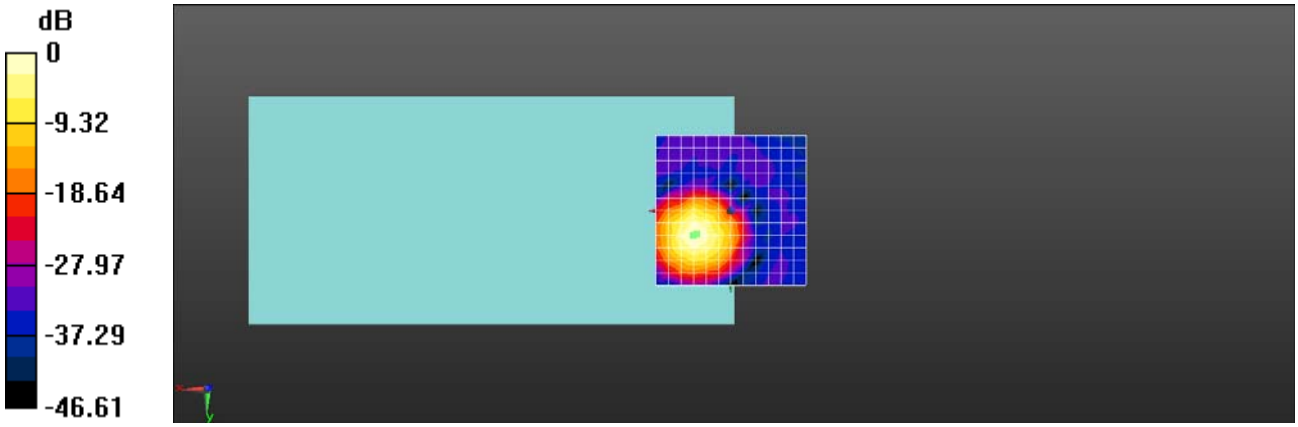

0 dB = 168.7 = 44.54 dB

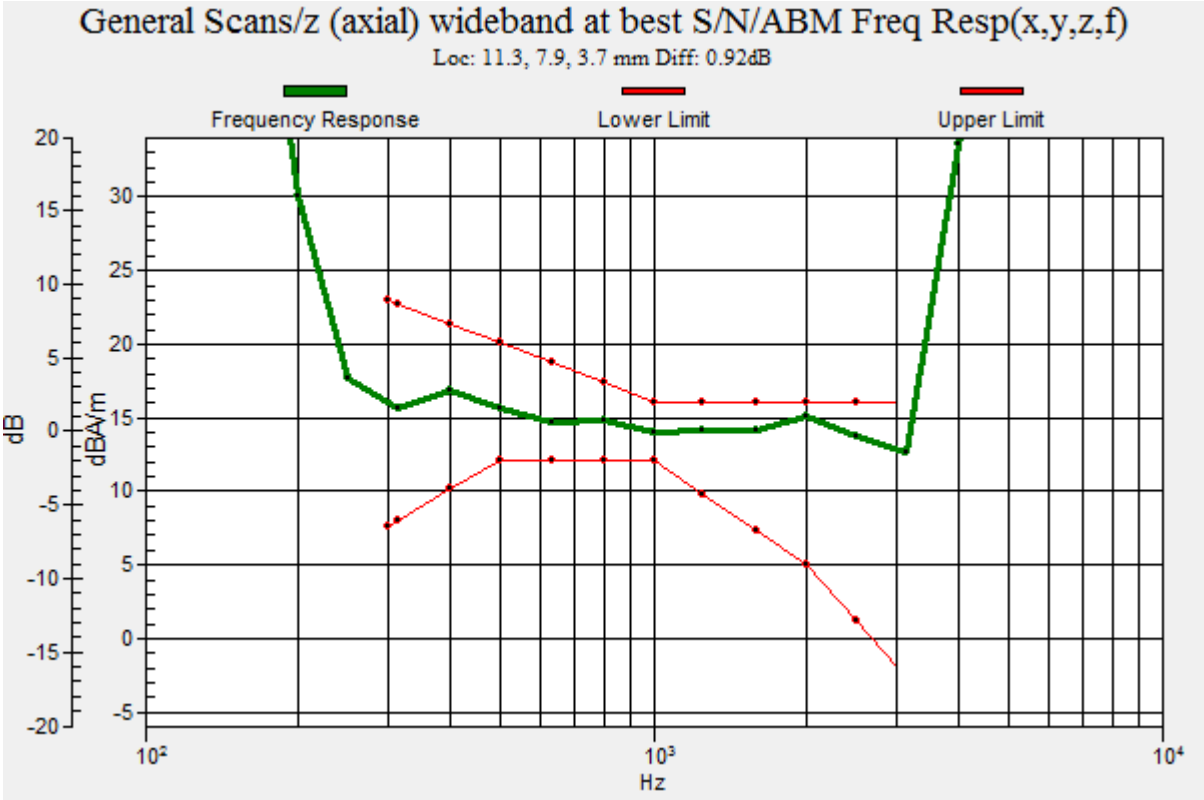
General Scans/z (axial) wideband at best S/N/ABM Freq Resp(x,y,z,f)
Loc: 11.3, 7.9, 3.7 mm Diff: 0.92dB
Frequency Response
Lower Limit
Upper Limit
dB
dBA/m
Hz

Date: 2020-12-06

Test Laboratory: SGS-SAR Lab

TA-1323 HAC-T-Coil-WiFi 2.4G 802.11b 6CH Sample2

DUT: TA-1323; Type: Mobile Phone; Serial: A00000K5800B0500063

Communication System: UID 0, WI-FI(2.4GHz) (0); Frequency: 2437 MHz;Duty Cycle: 1:1

Medium: Air;Medium parameters used: $\sigma = 0$ S/m, $\varepsilon_r = 1$; $\rho = 0$ kg/m^3
Phantom section: TCoil Section

DASY 5 Configuration:

- Probe: AM1DV3 - 3115; ; Calibrated: 2020-05-26
- Sensor-Surface: 0mm (Fix Surface)
- Electronics: DAE4 Sn896; Calibrated: 2020-06-11
- Phantom: HAC Test Arch with AMCC; Type: SD HAC P01 BA;
- DASY52 52.8.8(1222); SEMCAD X 14.6.10(7331)

T-Coil scan/General Scans/y (transversal) 4.2mm 50 x 50/ABM SNR(x,y,z) (13x13x1): Measurement grid: dx=10mm, dy=10mm
ABM1/ABM2 = 44.71 dB
ABM1 comp = 7.75 dBA/m
BWC Factor = 0.18 dB
Location: 8.3, 16.7, 3.7 mm

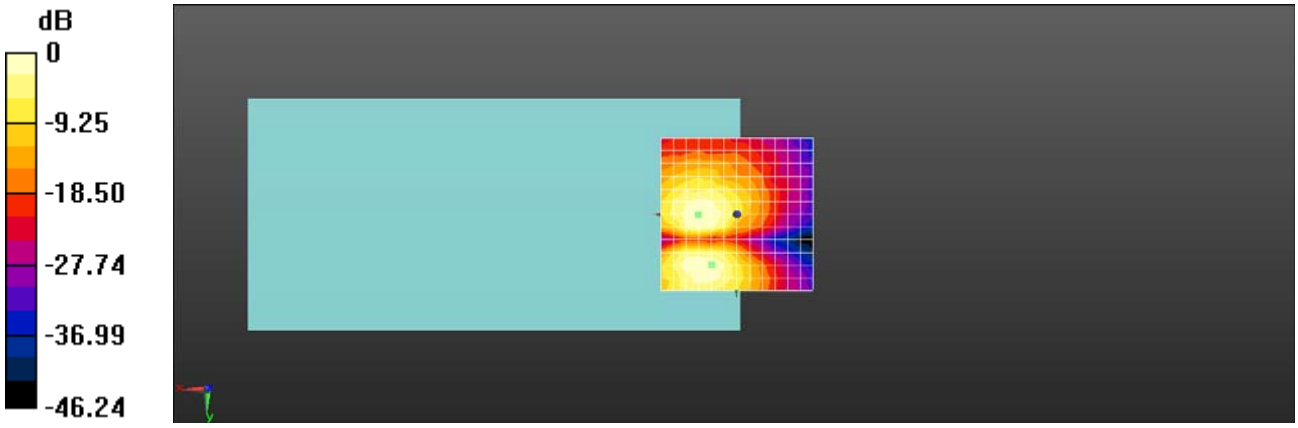

0 dB = 172.1 = 44.72 dB