TEST REPORT

No. I20N03221-RF-LTE

for

HMD Global Oy

Multi-band GSM/WCDMA/LTE phone with Bluetooth, WLAN

Model Name: TA-1346

FCC ID: 2AJOTTA-1346

with

Hardware Version: 99652_1_11

Software Version: 000T_0_080

Issued Date: 2021-01-18

Note:

The test results in this test report relate only to the devices specified in this report. This report shall not be reproduced except in full without the written approval of SAICT.

Test Laboratory:

SAICT, Shenzhen Academy of Information and Communications Technology

Building G, Shenzhen International Innovation Center, No.1006 Shennan Road, Futian District, Shenzhen, Guangdong, P. R. China 518000.

Tel:+86(0)755-33322000, Fax:+86(0)755-33322001

Email: yewu@caict.ac.cn. www.saict.ac.cn

REPORT HISTORY

Report Number	Revision	Description	Issue Date
I20N03221-RF-LTE	Rev.0	1st edition	2021-01-18

©Copyright. All rights reserved by SAICT.

CONTENTS

1. SUMMARY OF TEST REPORT 4
1.1. TEST ITEMS 4
1.2. TEST STANDARDS 4
1.3. TEST RESULT 4
1.4. TESTING LOCATION 4
1.5. PROJECT DATA 4
1.6. SIGNATURE 4
2. CLIENT INFORMATION 5
2.1. APPLICANT INFORMATION 5
2.2. MANUFACTURER INFORMATION 5
3. EQUIPMENT UNDER TEST (EUT) AND ANCILLARY EQUIPMENT (AE) 6
3.1. ABOUT EUT 6
3.2. INTERNAL IDENTIFICATION OF EUT USED DURING THE TEST 6
3.3. INTERNAL IDENTIFICATION OF AE USED DURING THE TEST 6
3.4. GENERAL DESCRIPTION 6
4. REFERENCE DOCUMENTS 7
5. LABORATORY ENVIRONMENT 8
6. SUMMARY OF TEST RESULTS 9
7. STATEMENT 12
8. TEST EQUIPMENTS UTILIZED 13
ANNEX A: MEASUREMENT RESULTS 14
A.1 OUTPUT POWER 14
A.2 FIELD STRENGTH OF SPURIOUS RADIATION 50
A.3 FREQUENCY STABILITY 73
A.4 OCCUPIED BANDWIDTH 78
A.5 EMISSION BANDWIDTH 142
A.6 BAND EDGE COMPLIANCE 206
A.7 CONDUCTED SPURIOUS EMISSION 230
A.8 PEAK-TO-AVERAGE POWER RATIO 235

©Copyright. All rights reserved by SAICT.

1. SUMMARY OF TEST REPORT

1.1. Test Items

Description	Multi-band GSM/WCDMA/LTE phone with Bluetooth, WLAN
Model Name	TA-1346
Applicant's name	HMD Global Oy
Manufacturer's Name	HMD Global Oy

1.2. Test Standards

FCC Part 2/22/24/27	10-1-19 Edition
ANSI C63.26	2015
KDB971168 D01	v03r01

1.3. Test Result

All test items are pass. Please refer to "6 Summary of Test Results" for detail.

1.4. Testing Location

Address: Building G, Shenzhen International Innovation Center, No.1006 Shennan Road, Futian District, Shenzhen, Guangdong, P. R. China 518000

1.5. Project Data

Testing Start Date: 2020-12-10 Testing End Date: 2021-01-17

1.6. Signature

Lai Minghua
(Prepared this test report)

Huang Qiuqin
(Reviewed this test report)

Zhang Hao
(Approved this test report)

©Copyright. All rights reserved by SAICT.

2. CLIENT INFORMATION

2.1. Applicant Information

Company Name:	HMD Global Oy
Address /Post:	Bertel Jungin aukio 902600 Espoo,Finland
Contact Person:	Rosario Casillo
Contact Email	Rosario Casillo@hmdglobal.com
Telephone:	/
Fax:	/

2.2. Manufacturer Information

Company Name:	HMD Global Oy
Address /Post:	Bertel Jungin aukio 902600 Espoo,Finland
Contact Person:	Rosario Casillo
Contact Email	Rosario Casillo@hmdglobal.com
Telephone:	/
Fax:	/

©Copyright. All rights reserved by SAICT.

3. EQUIPMENT UNDER TEST (EUT) AND ANCILLARY EQUIPMENT (AE)

3.1. About EUT

Description	Multi-band GSM/WCDMA/LTE phone with Bluetooth, WLAN
Model Name	TA-1346
FCC ID	2AJOTTA-1346
Frequency Bands	LTE Bands 2,4,5,7,12,17, 66
Antenna	Integrated
Extreme vol. Limits	3.6V to 4.4V (nominal: 3.85V)
Extreme temp. Tolerance	-10°C to +45°C
Condition of EUT as received	No abnormality in appearance

3.2. Internal Identification of EUT used during the test

EUT ID*	IMEI	HW Version	SW Version	Sample Arrival Date
UT05aa	358742570000022	99652_1_11	000T_0_080	2020-12-10
UT11aa	358742570001136	99652_1_11	000T_0_080	2020-12-10

*EUT ID: is used to identify the test sample in the lab internally.

UT05aa is used for conduction test, UT11aa is used for radiation test.

3.3. Internal Identification of AE used during the test

AE ID*	Description
AE1	Battery

AE1

Model	WT340
Manufacturer	Guangdong Fenghua New Energy Co.,Ltd
Capacity	4900mAh
Nominal Voltage	3.85V

*AE ID: is used to identify the test sample in the lab internally.

3.4. General Description

The Equipment Under Test (EUT) is a model Multi-band GSM/WCDMA/LTE phone with Bluetooth, WLAN with integrated antenna. It consists of normal options: lithium battery, charger. Manual and specifications of the EUT were provided to fulfil the test. Samples undergoing test were selected by the Client.

©Copyright. All rights reserved by SAICT.

4. REFERENCE DOCUMENTS

The following documents listed in this section are referred for testing.

Reference	Title	Version
FCC Part 22	PUBLIC MOBILE SERVICES	10-1-19 Edition
FCC Part 24	PERSONAL COMMUNICATIONS SERVICES	10-1-19 Edition
FCC Part 2	FREQUENCY ALLOCATIONS AND RADIO TREATY MATTERS; GENERAL RULES AND REGULATIONS	10-1-19 Edition
FCC Part 27	MISCELLANEOUS WIRELESS COMMUNICATIONS SERVICES	10-1-19 Edition
ANSI C63.26	American National Standard for Compliance Testing of Transmitters Used in Licensed Radio Services	2015
KDB971168 D01	Power Meas License Digital Systems	v03r01

©Copyright. All rights reserved by SAICT.

5. LABORATORY ENVIRONMENT

Shielded room did not exceed following limits along the RF testing:

Temperature	Min. = 15 ℃, Max. = 35 ℃
Relative humidity	Min. = 15 %, Max. = 75 %
Shielding effectiveness	0.014MHz-1MHz>60 dB; 1MHz-18000MHz>90 dB
Electrical insulation	>2 MΩ
Ground system resistance	< 4 Ω

Fully-anechoic chamber did not exceed following limits along the EMC testing

Temperature	Min. = 15 ℃, Max. = 35 ℃
Relative humidity	Min. = 15 %, Max. = 75 %
Shielding effectiveness	0.014MHz-1MHz> 60 dB; 1MHz-18000MHz>90 dB
Electrical insulation	> 2MΩ
Ground system resistance	< 4 Ω
Voltage Standing Wave Ratio （VSWR）	≤ 6 dB, from 1 to 18 GHz，3 m distance
Uniformity of field strength	Between 0 and 6 dB, from 80 to 6000 MHz

©Copyright. All rights reserved by SAICT.

6. SUMMARY OF TEST RESULTS

Abbreviations used in this clause:		
Verdict Column	P	Pass
	F	Fail
	NA	Not applicable
	NM	Not measured
Location Column	A/B/C/D	The test is performed in test location A, B, C or D which are described in section 1.4 of this report

LTE Band 2

Items	Test Name	Clause in FCC rules	Section in this report	Verdict
1	Output Power	2.1046/24.232	A.1	P
2	Field Strength of Spurious Radiation	2.1053/24.238	A.2	P
3	Frequency Stability	2.1055/24.235	A.3	P
4	Occupied Bandwidth	2.1049/24.238	A.4	P
5	Emission Bandwidth	2.1049/24.238	A.5	P
6	Band Edge Compliance	2.1051/24.238	A.6	P
7	Conducted Spurious Emission	2.1051/24.238	A.7	P
8	Peak-to-Average Power Ratio	24.232/ KDB971168 D01	A.8	P

LTE Band 4

Items	Test Name	Clause in FCC rules	Section in this report	Verdict
1	Output Power	2.1046/27.50(d)	A.1	P
2	Field Strength of Spurious Radiation	2.1053/27.53(h)	A.2	P
3	Frequency Stability	2.1055/27.54	A.3	P
4	Occupied Bandwidth	2.1049/27.53(g)	A.4	P
5	Emission Bandwidth	2.1049/27.53(g)	A.5	P
6	Band Edge Compliance	2.1051/27.53(h)	A.6	P
7	Conducted Spurious Emission	2.1051/27.53(h)	A.7	P
8	Peak-to-Average Power Ratio	27.50(d)/ KDB971168 D01	A.8	P

©Copyright. All rights reserved by SAICT.

LTE Band 5

Items	Test Name	Clause in FCC rules	Section in this report	Verdict
1	Output Power	2.1046/22.913	A.1	P
2	Field Strength of Spurious Radiation	2.1053/22.917	A.2	P
3	Frequency Stability	2.1055/22.355	A.3	P
4	Occupied Bandwidth	2.1049/22.917	A.4	P
5	Emission Bandwidth	2.1049/22.917	A.5	P
6	Band Edge Compliance	2.1051/22.917	A.6	P
7	Conducted Spurious Emission	2.1051/22.917	A.7	P
8	Peak-to-Average Power Ratio	KDB971168 D01	A.8	P

LTE Band 7

Items	Test Name	Clause in FCC rules	Section in this report	Verdict
1	Output Power	2.1046/27.50(h)	A.1	P
2	Field Strength of Spurious Radiation	2.1053/27.53(m)	A.2	P
3	Frequency Stability	2.1055/27.54	A.3	P
4	Occupied Bandwidth	2.1049/27.53(m)	A.4	P
5	Emission Bandwidth	2.1049/27.53(m)	A.5	P
6	Band Edge Compliance	2.1051/27.53(m)	A.6	P
7	Conducted Spurious Emission	2.1051/27.53(m)	A.7	P
8	Peak-to-Average Power Ratio	27.50(a)/ KDB971168 D01	A.8	P

LTE Band 12

Items	Test Name	Clause in FCC rules	Section in this report	Verdict
1	Output Power	2.1046/27.50(c)	A.1	P
2	Field Strength of Spurious Radiation	2.1053/27.53(g)	A.2	P
3	Frequency Stability	2.1055/27.54	A.3	P
4	Occupied Bandwidth	2.1049/27.53(g)	A.4	P
5	Emission Bandwidth	2.1049/27.53(g)	A.5	P
6	Band Edge Compliance	2.1051/27.53(g)	A.6	P
7	Conducted Spurious Emission	2.1051/27.53(g)	A.7	P
8	Peak-to-Average Power Ratio	27.50(a)/ KDB971168 D01	A.8	P

©Copyright. All rights reserved by SAICT.

LTE Band 17

Items	Test Name	Clause in FCC rules	Section in this report	Verdict
1	Output Power	2.1046/27.50(c)	A.1	P
2	Field Strength of Spurious Radiation	2.1053/27.53(g)	A.2	P
3	Frequency Stability	2.1055/27.54	A.3	P
4	Occupied Bandwidth	2.1049/27.53(g)	A.4	P
5	Emission Bandwidth	2.1049/27.53(g)	A.5	P
6	Band Edge Compliance	2.1051/27.53(g)	A.6	P
7	Conducted Spurious Emission	2.1051/27.53(g)	A.7	P
8	Peak-to-Average Power Ratio	27.50(a)/ KDB971168 D01	A.8	P

LTE Band 66

Items	Test Name	Clause in FCC rules	Section in this report	Verdict
1	Output Power	2.1046/27.50(d)	A.1	P
2	Field Strength of Spurious Radiation	2.1053/27.53(h)	A.2	P
3	Frequency Stability	2.1055/27.54	A.3	P
4	Occupied Bandwidth	2.1049/27.53(h)	A.4	P
5	Emission Bandwidth	2.1049/27.53(h)	A.5	P
6	Band Edge Compliance	2.1051/27.53(h)	A.6	P
7	Conducted Spurious Emission	2.1051/27.53(h)	A.7	P
8	Peak-to-Average Power Ratio	27.50(a)/ KDB971168 D01	A.8	P

©Copyright. All rights reserved by SAICT.

7. STATEMENT

Since the information of samples in this report is provided by the client, the laboratory is not respo nsible for the authenticity of sample information.
This report takes measured values as criterion of test conclusion. The test conlusion meets the li mit requirements.

©Copyright. All rights reserved by SAICT.

8. TEST EQUIPMENTS UTILIZED

NO.	Description	TYPE	Manufacture	series number	CAL DUE DATE
1	Test Receiver	ESR7	R&S	101676	2021-11-25
2	BiLog Antenna	3142E	ETS-lindgren	0224831	2021-05-17
3	Horn Antenna	3117	ETS-lindgren	00066577	2022-04-02
4	Horn Antenna	QSH-SL-18 -26-S-20	Q-par	17013	2023-01-06
5	Antenna	BBHA 9120D	Schwarzbeck	1593	2022-12-05
6	Antenna	VUBA 9117	Schwarzbeck	207	2023-07-15
7	Antenna	QWH-SL-18 -40-K-SG	Q-par	15979	2023-01-06
8	preamplifier	83017A	Agilent	MY39501110	/
9	Signal Generator	SMB100A	R&S	179725	2021-11-25
10	Fully Anechoic Chamber	FACT3-2.0	ETS-Lindgren	1285	2021-07-19
11	Spectrum Analyzer	FSV40	R&S	101192	2022-01-13
12	Universal Radio Communication Tester	CMW500	R&S	152499	2021-07-16
13	Universal Radio Communication Tester	CMU200	R&S	123210	2021-12-13
14	Spectrum Analyzer	FSU	R&S	101506	2021-12-13
15	Temperature Chamber	SH-241	ESPEC	92007516	2021-10-15
16	DC Power Supply	U3606A	Agilent Technologies	MY50450012	2021-11-13

Test software

Item	Name	Vesion
Radiated	EMC32	Version 10.01.00

©Copyright. All rights reserved by SAICT.

ANNEX A: MEASUREMENT RESULTS

A.1 OUTPUT POWER

Reference

FCC: CFR Part 2.1046, 22.913, 24.232, 27.50.

A.1.1 Summary

During the process of testing, the EUT was controlled via Rhode & Schwarz Digital Radio Communication tester (CMW500) to ensure max power transmission and proper modulation.

This result contains peak output power and ERP/EIRP measurements for the EUT.

In all cases, output power is within the specified limits.

A.1.2 Conducted

A.1.2.1 Method of Measurements

The EUT was set up for the max output power with pseudo random data modulation.

These measurements were done at 3 frequencies (bottom, middle and top of operational frequency range) for each bandwidth.

A.1.2.2 Measurement result

LTE band 2

Bandwidth	RB size/offset	Frequency (MHz)	Power(dBm)		
			QPSK	16QAM	64QAM
1.4MHz	1 RB high	1909.3	23.86	22.52	21.49
		1880.0	23.46	22.75	21.82
		1850.7	23.37	22.50	22.02
	1 RB low	1909.3	23.58	22.57	21.58
		1880.0	23.44	22.87	21.80
		1850.7	23.38	22.52	22.07
	50% RB mid	1909.3	23.54	22.42	21.62
		1880.0	23.62	22.55	22.18
		1850.7	23.52	22.40	22.10
	100% RB	1909.3	22.52	21.55	20.61
		1880.0	22.57	21.63	21.12
		1850.7	22.47	21.97	21.02
3MHz	1 RB high	1908.5	24.01	22.62	22.04
		1880.0	23.51	22.82	22.11
		1851.5	23.46	22.78	22.03
	1 RB low	1908.5	23.94	22.71	21.64
		1880.0	23.50	22.86	21.95
		1851.5	23.45	22.97	22.07
	50% RB mid	1908.5	22.57	21.59	20.75
		1880.0	22.60	21.87	21.19
		1851.5	22.80	21.98	21.12

©Copyright. All rights reserved by SAICT.

	100% RB	1908.5	22.55	21.59	20.61
		1880.0	22.66	21.70	21.06
		1851.5	23.03	21.96	21.05
5MHz	1 RB high	1907.5	23.86	22.47	21.69
		1880.0	23.40	22.72	21.67
		1852.5	23.34	22.60	21.88
	1 RB low	1907.5	23.84	22.60	21.52
		1880.0	23.42	22.73	21.62
		1852.5	23.37	22.81	21.92
	50% RB mid	1907.5	22.58	21.63	20.74
		1880.0	22.67	21.68	21.23
		1852.5	22.93	21.99	21.14
	100% RB	1907.5	22.56	21.60	20.63
		1880.0	22.64	21.66	21.13
		1852.5	22.73	21.98	21.02
10MHz	1 RB high	1905.0	23.96	22.55	22.13
		1880.0	23.51	22.63	21.80
		1855.0	23.49	22.71	22.03
	1 RB low	1905.0	23.99	22.56	21.56
		1880.0	23.55	22.79	22.16
		1855.0	23.52	22.84	22.09
	50% RB mid	1905.0	22.62	21.62	20.66
		1880.0	22.61	21.66	21.17
		1855.0	22.70	22.05	21.09
	100% RB	1905.0	22.72	21.74	20.97
		1880.0	22.67	21.69	21.21
		1855.0	22.78	22.07	21.12
15MHz	1 RB high	1902.5	23.94	22.87	22.11
		1880.0	23.46	22.61	22.04
		1857.5	23.42	23.00	21.97
	1 RB low	1902.5	23.98	22.50	21.97
		1880.0	23.48	22.98	22.20
		1857.5	23.51	22.95	22.05
	50% RB mid	1902.5	22.84	21.63	20.99
		1880.0	22.67	21.95	21.24
		1857.5	22.62	22.04	21.13
	100% RB	1902.5	22.71	21.81	21.21
		1880.0	22.62	21.97	21.19
		1857.5	22.81	22.07	21.11

©Copyright. All rights reserved by SAICT.

20MHz	1 RB high	1900.0	23.66	23.01	21.96
		1880.0	23.73	22.64	21.79
		1860.0	23.35	23.04	21.98
	1 RB low	1900.0	23.70	22.79	21.83
		1880.0	23.53	22.93	22.04
		1860.0	23.45	23.01	21.89
	50% RB mid	1900.0	23.20	21.81	21.10
		1880.0	23.08	22.17	21.20
		1860.0	23.01	22.17	21.20
	100% RB	1900.0	23.26	22.14	21.17
		1880.0	22.82	22.12	21.21
		1860.0	23.09	22.04	21.12

Note: Expanded measurement uncertainty is U = 0.49dB, k = 1.96

©Copyright. All rights reserved by SAICT.

LTE band 4

Bandwidth	RB size/offset	Frequency (MHz)	Power(dBm)		
			QPSK	16QAM	64QAM
1.4MHz	1 RB high	1754.3	23.61	22.52	21.89
		1732.5	23.65	22.65	21.88
		1710.7	23.67	22.93	21.83
	1 RB low	1754.3	23.64	22.47	21.98
		1732.5	23.53	22.83	21.79
		1710.7	23.20	22.89	21.84
	50% RB mid	1754.3	23.68	22.32	21.83
		1732.5	23.75	22.75	21.84
		1710.7	23.32	22.54	21.91
	100% RB	1754.3	22.45	21.43	20.83
		1732.5	22.83	21.83	20.85
		1710.7	22.79	21.89	20.82
3MHz	1 RB high	1753.5	23.69	22.74	21.86
		1732.5	23.66	22.84	21.89
		1711.5	23.72	22.98	21.99
	1 RB low	1753.5	23.70	22.52	21.85
		1732.5	23.63	22.92	21.88
		1711.5	23.55	23.01	21.94
	50% RB mid	1753.5	22.72	21.60	20.92
		1732.5	22.73	21.80	20.85
		1711.5	22.74	21.86	20.89
	100% RB	1753.5	22.55	21.51	20.76
		1732.5	22.73	21.77	20.77
		1711.5	22.75	21.82	20.80
5MHz	1 RB high	1752.5	23.58	22.47	21.81
		1732.5	23.28	22.67	21.72
		1712.5	23.58	22.88	21.81
	1 RB low	1752.5	23.64	22.41	21.77
		1732.5	23.64	22.84	21.71
		1712.5	23.47	22.88	21.79
	50% RB mid	1752.5	22.78	21.35	20.87
		1732.5	22.76	21.83	20.85
		1712.5	22.70	21.84	20.91
	100% RB	1752.5	22.33	21.43	20.82
		1732.5	22.75	21.75	20.81
		1712.5	22.79	21.86	20.84
10MHz	1 RB high	1750.0	23.70	22.67	21.88

©Copyright. All rights reserved by SAICT.

		1732.5	23.65	22.69	21.89
		1715.0	23.69	22.96	21.92
	1 RB low	1750.0	23.72	22.49	21.97
		1732.5	23.72	22.96	21.91
		1715.0	23.75	23.00	22.00
	50% RB mid	1750.0	22.80	21.46	20.91
		1732.5	22.79	21.86	20.82
		1715.0	22.81	21.88	20.88
	100% RB	1750.0	22.61	21.47	20.87
		1732.5	22.80	21.86	20.85
		1715.0	22.82	21.84	20.91
15MHz	1 RB high	1747.5	23.59	22.89	21.87
		1732.5	23.58	22.74	21.67
		1717.5	23.59	22.79	21.68
	1 RB low	1747.5	23.71	22.56	21.94
		1732.5	23.68	22.79	21.83
		1717.5	23.66	22.87	21.84
	50% RB mid	1747.5	22.83	21.69	20.89
		1732.5	22.81	21.78	20.84
		1717.5	22.86	21.82	20.88
	100% RB	1747.5	22.82	21.88	20.89
		1732.5	22.79	21.81	20.80
		1717.5	22.81	21.86	20.86
20MHz	1 RB high	1745.0	23.36	22.60	21.72
		1732.5	23.01	22.65	21.64
		1720.0	23.38	22.57	21.54
	1 RB low	1745.0	22.97	22.41	21.78
		1732.5	23.02	22.69	21.70
		1720.0	23.41	22.62	21.74
	50% RB mid	1745.0	22.38	21.73	20.93
		1732.5	22.84	21.84	20.85
		1720.0	22.86	21.88	20.88
	100% RB	1745.0	22.29	21.88	20.89
		1732.5	22.75	21.78	20.78
		1720.0	22.81	21.83	20.82

Note: Expanded measurement uncertainty is U = 0.49dB, k = 1.96

©Copyright. All rights reserved by SAICT.

LTE band 5

Bandwidth	RB size/offset	Frequency (MHz)	Power(dBm)		
			QPSK	16QAM	64QAM
1.4MHz	1 RB high	848.3	23.68	22.98	21.80
		836.5	23.64	22.86	21.74
		824.7	23.72	23.08	21.95
	1 RB low	848.3	23.65	22.87	21.84
		836.5	23.65	22.85	21.83
		824.7	23.67	23.03	21.93
	50% RB mid	848.3	23.83	22.76	21.95
		836.5	23.80	22.70	21.83
		824.7	23.87	22.81	22.03
	100% RB	848.3	22.81	21.91	20.79
		836.5	22.74	21.90	20.77
		824.7	22.82	21.95	20.85
3MHz	1 RB high	847.5	23.75	22.88	21.98
		836.5	23.70	22.80	21.85
		825.5	23.81	23.03	22.01
	1 RB low	847.5	23.74	22.94	22.03
		836.5	23.68	22.91	21.93
		825.5	23.75	22.98	22.02
	50% RB mid	847.5	22.82	21.98	20.96
		836.5	22.78	21.85	20.86
		825.5	22.86	21.91	20.98
	100% RB	847.5	22.82	21.84	20.76
		836.5	22.77	21.78	20.77
		825.5	22.79	21.81	20.85
5MHz	1 RB high	846.5	23.65	22.92	21.91
		836.5	23.61	22.85	21.81
		826.5	23.75	23.01	21.86
	1 RB low	846.5	23.65	22.91	21.89
		836.5	23.64	22.90	21.85
		826.5	23.68	22.96	21.79
	50% RB mid	846.5	22.84	21.81	20.91
		836.5	22.81	21.80	20.83
		826.5	22.87	21.89	20.97
	100% RB	846.5	22.77	21.77	20.83
		836.5	22.80	21.78	20.78
		826.5	22.83	21.86	20.91
10MHz	1 RB high	844.0	23.78	23.06	21.87

©Copyright. All rights reserved by SAICT.

		836.5	23.79	23.08	21.98
		829.0	23.81	23.04	22.03
	1 RB low	844.0	23.69	22.98	21.82
		836.5	23.74	23.01	21.97
		829.0	23.77	23.07	21.97
	50% RB mid	844.0	22.84	21.93	20.89
		836.5	22.88	21.90	20.89
		829.0	22.93	21.94	20.97
	100% RB	844.0	22.86	21.88	20.83
		836.5	22.90	21.89	20.92
		829.0	22.92	21.98	20.93

Note: Expanded measurement uncertainty is U = 0.49dB, k = 1.96

©Copyright. All rights reserved by SAICT.

LTE band 7

Bandwidth	RB size/offset	Frequency (MHz)	Power(dBm)		
			QPSK	16QAM	64QAM
5MHz	1 RB high	2567.5	22.77	21.98	20.44
		2535.0	22.74	22.00	20.61
		2502.5	22.75	21.91	20.57
	1 RB low	2567.5	22.73	21.94	20.48
		2535.0	22.70	21.97	20.57
		2502.5	22.72	21.85	20.62
	50% RB mid	2567.5	21.90	20.91	19.66
		2535.0	21.93	20.91	19.64
		2502.5	22.00	20.89	19.76
	100% RB	2567.5	21.89	20.87	19.54
		2535.0	21.94	20.88	19.56
		2502.5	21.93	20.87	19.63
10MHz	1 RB high	2565.0	22.81	22.15	20.61
		2535.0	22.85	22.13	20.72
		2505.0	22.89	22.08	20.72
	1 RB low	2565.0	22.77	22.06	20.62
		2535.0	22.78	22.03	20.84
		2505.0	22.82	21.99	20.73
	50% RB mid	2565.0	22.00	20.95	19.65
		2535.0	21.98	20.96	19.62
		2505.0	21.98	20.89	19.65
	100% RB	2565.0	21.97	20.96	19.62
		2535.0	22.00	20.96	19.63
		2505.0	21.96	20.94	19.64
15MHz	1 RB high	2562.5	22.80	22.04	20.68
		2535.0	22.80	22.04	20.70
		2507.5	22.80	22.17	20.69
	1 RB low	2562.5	22.70	22.02	20.58
		2535.0	22.70	22.03	20.63
		2507.5	22.75	21.93	20.55
	50% RB mid	2562.5	21.94	20.92	19.61
		2535.0	21.97	20.96	19.67
		2507.5	22.01	20.95	19.69
	100% RB	2562.5	21.93	20.90	19.59
		2535.0	21.95	20.89	19.57
		2507.5	21.97	20.91	19.64

©Copyright. All rights reserved by SAICT.

20MHz	1 RB high	2560.0	22.68	21.89	20.52
		2535.0	22.61	21.84	20.32
		2510.0	22.62	21.89	20.48
	1 RB low	2560.0	22.54	21.74	20.25
		2535.0	22.49	21.83	20.29
		2510.0	22.54	21.72	20.33
	50% RB mid	2560.0	22.02	20.98	19.56
		2535.0	22.01	20.97	19.66
		2510.0	22.03	20.98	19.68
	100% RB	2560.0	21.87	20.86	19.54
		2535.0	21.90	20.91	19.59
		2510.0	21.96	20.92	19.61

Note: Expanded measurement uncertainty is U = 0.49dB, k = 1.96

©Copyright. All rights reserved by SAICT.

LTE band 12

Bandwidth	RB size/offset	Frequency (MHz)	Power(dBm)		
			QPSK	16QAM	64QAM
1.4MHz	1 RB high	715.3	23.72	22.95	21.90
		707.5	23.75	22.97	22.09
		699.7	23.47	22.95	22.02
	1 RB low	715.3	23.67	22.88	21.92
		707.5	23.69	22.96	22.02
		699.7	23.57	23.01	22.08
	50% RB mid	715.3	23.84	22.81	22.02
		707.5	23.70	22.95	22.09
		699.7	23.65	22.85	22.11
	100% RB	715.3	22.88	21.96	20.82
		707.5	22.63	21.97	20.96
		699.7	22.68	21.97	20.90
3MHz	1 RB high	714.5	23.84	23.08	22.02
		707.5	23.88	23.13	22.19
		700.5	23.87	23.18	22.13
	1 RB low	714.5	23.81	23.07	21.93
		707.5	23.85	23.17	22.15
		700.5	23.60	23.10	22.06
	50% RB mid	714.5	22.90	21.94	20.95
		707.5	22.95	22.04	21.03
		700.5	22.93	22.00	20.98
	100% RB	714.5	22.88	21.82	20.87
		707.5	22.91	21.96	20.94
		700.5	22.91	21.91	20.86
5MHz	1 RB high	713.5	23.75	23.01	21.87
		707.5	23.73	23.00	21.88
		701.5	23.78	23.11	22.01
	1 RB low	713.5	23.66	22.95	21.83
		707.5	23.73	23.01	21.87
		701.5	23.60	23.04	21.91
	50% RB mid	713.5	22.95	21.90	20.92
		707.5	23.00	21.95	21.00
		701.5	23.01	21.95	21.04
	100% RB	713.5	22.89	21.85	20.88
		707.5	22.97	21.97	20.96
		701.5	22.91	21.90	20.90
10MHz	1 RB high	711.0	23.84	22.88	22.06

©Copyright. All rights reserved by SAICT.

		707.5	23.77	23.12	22.00
		704.0	23.50	23.18	22.09
	1 RB low	711.0	23.80	23.11	21.94
		707.5	23.62	23.06	21.94
		704.0	23.51	23.03	21.91
	50% RB mid	711.0	22.96	21.91	20.98
		707.5	22.98	22.00	21.02
		704.0	22.88	21.98	20.98
	100% RB	711.0	22.97	21.93	20.99
		707.5	23.04	22.02	21.01
		704.0	22.91	21.98	20.98

Note: Expanded measurement uncertainty is U = 0.49dB, k = 1.96

©Copyright. All rights reserved by SAICT.

LTE band 17

Bandwidth	RB size/offset	Frequency (MHz)	Power(dBm)		
			QPSK	16QAM	64QAM
5MHz	1 RB high	713.5	23.67	22.91	21.95
		710.0	23.68	22.98	21.96
		706.5	23.75	23.00	21.85
	1 RB low	713.5	23.65	22.87	21.89
		710.0	23.70	22.99	21.97
		706.5	23.67	22.97	21.80
	50% RB mid	713.5	22.88	21.88	20.93
		710.0	22.93	21.91	20.93
		706.5	22.97	21.94	20.97
	100% RB	713.5	22.86	21.84	20.87
		710.0	22.88	21.84	20.87
		706.5	22.90	21.88	20.90
10MHz	1 RB high	711.0	23.83	23.05	22.00
		710.0	23.79	23.05	22.04
		709.0	23.68	23.05	21.92
	1 RB low	711.0	23.75	23.06	22.00
		710.0	23.67	23.11	21.96
		709.0	23.32	23.00	21.91
	50% RB mid	711.0	22.93	21.94	20.95
		710.0	22.94	21.94	20.91
		709.0	22.85	21.95	20.95
	100% RB	711.0	22.87	21.88	20.86
		710.0	22.93	21.91	20.93
		709.0	22.85	21.93	20.93

Note: Expanded measurement uncertainty is U = 0.49dB, k = 1.96

©Copyright. All rights reserved by SAICT.

LTE band 66

Bandwidth	RB size/offset	Frequency (MHz)	Power(dBm)		
			QPSK	16QAM	64QAM
1.4MHz	1 RB high	1779.3	23.63	22.41	21.79
		1745.0	23.13	22.57	21.90
		1710.7	23.12	22.51	21.83
	1 RB low	1779.3	23.66	22.51	21.83
		1745.0	23.11	22.53	21.89
		1710.7	23.10	22.47	21.81
	50% RB mid	1779.3	23.38	22.24	21.92
		1745.0	23.32	22.27	21.92
		1710.7	23.32	22.25	21.94
	100% RB	1779.3	22.50	21.78	20.85
		1745.0	22.27	21.71	20.88
		1710.7	22.38	21.86	20.77
3MHz	1 RB high	1778.5	23.63	22.44	21.93
		1745.0	23.25	22.67	21.88
		1711.5	23.11	22.73	21.80
	1 RB low	1778.5	23.47	22.43	21.87
		1745.0	23.15	22.49	21.95
		1711.5	23.15	22.75	21.82
	50% RB mid	1778.5	22.71	21.76	20.89
		1745.0	22.63	21.82	20.79
		1711.5	22.61	21.80	20.80
	100% RB	1778.5	22.39	21.69	20.75
		1745.0	22.58	21.76	20.77
		1711.5	22.69	21.76	20.84
5MHz	1 RB high	1777.5	23.51	22.27	21.64
		1745.0	23.21	22.47	21.81
		1712.5	23.03	22.75	21.80
	1 RB low	1777.5	23.43	22.33	21.73
		1745.0	23.09	22.49	21.81
		1712.5	23.05	22.54	21.83
	50% RB mid	1777.5	22.32	21.50	20.82
		1745.0	22.54	21.57	20.83
		1712.5	22.71	21.66	20.81
	100% RB	1777.5	22.71	21.68	20.76
		1745.0	22.56	21.56	20.74
		1712.5	22.38	21.75	20.76
10MHz	1 RB high	1775.0	23.59	22.32	21.66

©Copyright. All rights reserved by SAICT.

		1745.0	23.11	22.47	21.75
		1715.0	23.04	22.67	21.81
	1 RB low	1775.0	23.59	22.40	21.85
		1745.0	23.12	22.55	21.86
		1715.0	23.12	22.66	21.84
	50% RB mid	1775.0	22.54	21.51	20.76
		1745.0	22.27	21.65	20.81
		1715.0	22.76	21.75	20.78
	100% RB	1775.0	22.43	21.71	20.78
		1745.0	22.25	21.52	20.86
		1715.0	22.66	21.81	20.83
15MHz	1 RB high	1772.5	23.55	22.45	21.70
		1745.0	23.01	22.27	21.73
		1717.5	22.98	22.70	21.67
	1 RB low	1772.5	23.57	22.36	21.81
		1745.0	23.06	22.39	21.80
		1717.5	23.38	22.77	21.78
	50% RB mid	1772.5	22.65	21.77	20.77
		1745.0	22.41	21.80	20.83
		1717.5	22.68	21.69	20.77
	100% RB	1772.5	22.58	21.68	20.74
		1745.0	22.42	21.66	20.78
		1717.5	22.70	21.71	20.74
20MHz	1 RB high	1770.0	23.33	22.33	21.46
		1745.0	22.79	22.50	21.50
		1720.0	22.98	22.57	21.54
	1 RB low	1770.0	23.37	22.35	21.47
		1745.0	22.83	22.39	21.52
		1720.0	23.05	22.59	21.54
	50% RB mid	1770.0	22.63	21.66	20.79
		1745.0	22.39	21.63	20.78
		1720.0	22.66	21.68	20.75
	100% RB	1770.0	22.13	21.29	20.75
		1745.0	22.30	21.65	20.79
		1720.0	22.60	21.65	20.65

Note: Expanded measurement uncertainty is U = 0.49dB, k = 1.96

©Copyright. All rights reserved by SAICT.

A.1.3 Radiated

A.1.3.1 Description

This is the test for the maximum radiated power from the EUT.

Rule Part 24.232(b) specifies, "Mobile/portable stations are limited to 2 watts e.i.r.p. Peak power" and 24.232(c) specifies that "Peak transmit power must be measured over any interval of continuous transmission using instrumentation calibrated in terms of an rms-equivalent voltage."

Rule Part 27.50(d) specifies “Fixed, mobile, and portable (handheld) stations operating in the 1710–1755 MHz band are limited to 1 watt EIRP”.

Rule Part 27.50(h)(2) specifies “Mobile stations are limited to 2.0 watts EIRP.”.

Rule Part 27.50(c) specifies “Portable stations (hand-held de-vices) are limited to 3 watts ERP.”.

A.1.3.2 Method of Measurement

1. For radiated emissions measurements performed at frequencies less than or equal to 1 GHz, EUT was placed on a 80 cm high non-conductive stand at a 3 meter test distance from the receive antenna. For radiated measurements performed at frequencies above 1 GHz, EUT was placed on a 1.5 meter high non-conductive stand at a 3 meter test distance from the receive antenna. Receiving antenna was placed on the antenna mast 3 meters from the EUT. For emission measurements. The receiving antenna shall be varied from 1 m to 4 m in height above the reference ground in a search for the relative positioning that produces the maximum radiated signal level. The test setup refers to figure below. Detected emissions were maximized at each frequency by rotating the EUT through 360° and adjusting the receiving antenna polarization. The radiated emission measurements of all transmit frequencies in three channels (High, Middle, Low) were measured with peak detector.

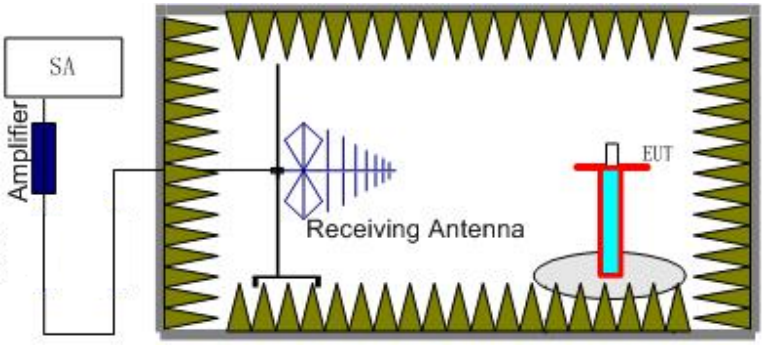

2. The EUT is then put into continuously transmitting mode at its maximum power level during the test. And the maximum value of the receiver should be recorded as (Pr).
3. The EUT shall be replaced by a substitution antenna. The test setup refers to figure below.

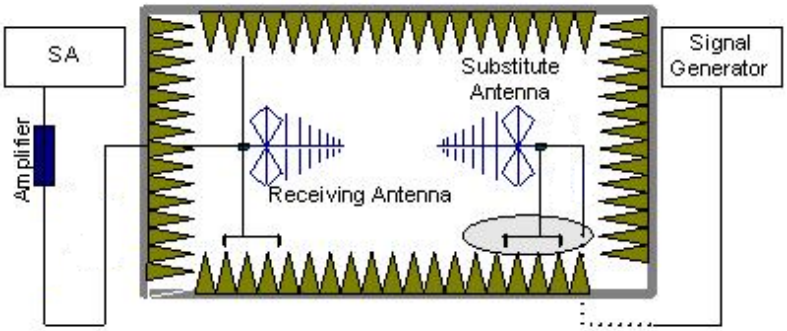

©Copyright. All rights reserved by SAICT.

In the chamber, a substitution antenna for the frequency band of interest is placed at the reference point of the chamber. An RF signal source for the frequency band of interest is connected to the substitution antenna with a cable that has been constructed to not interfere with the radiation pattern of the antenna. A power (P_{Mea}) is applied to the input of the substitution antenna and adjusts the level of the signal generator output until the value of the receiver reaches the previously recorded (P_r). The power of signal source (P_{Mea}) is recorded. The test should be performed by rotating the test item and adjusting the receiving antenna polarization.

4. An amplifier should be connected to the Signal Source output port. And the cable should be connected between the amplifier and the substitution antenna.
   The cable loss (P_{cl}), the substitution Antenna Gain(dBi) (G_a) and the amplifier Gain (P_{Ag}) should be recorded after test.
   The measurement results are obtained as described below:
   Power (EIRP) = $P_{Mea} - P_{Ag} - P_{cl} + G_a$
5. This value is EIRP since the measurement is calibrated using an antenna of known gain (unit dBi) and known input power.
6. ERP can be calculated from EIRP by subtracting the gain of the dipole, ERP = EIRP -2.15dB.

©Copyright. All rights reserved by SAICT.

A.1.3.3 Measurement result

LTE Band 2- EIRP Part 24. 232(b)

Limits: ≤33dBm (2W)

LTE Band 2_1.4MHz_QPSK

Frequency(MHz)	P_{Mea}(dBm)	P_{cl}(dB)+ P_{Ag}(dB)	Ga Antenna Gain(dBi)	EIRP(dBm)	Limit(dBm)	Polarization
1850.70	-13.79	-29.30	8.10	23.61	33.00	H
1880.00	-12.56	-29.40	8.10	24.94	33.00	H
1909.30	-12.76	-29.30	8.10	24.64	33.00	H

LTE Band 2_3MHz_QPSK

Frequency(MHz)	P_{Mea}(dBm)	P_{cl}(dB)+ P_{Ag}(dB)	Ga Antenna Gain(dBi)	EIRP(dBm)	Limit(dBm)	Polarization
1851.50	-12.97	-29.30	8.10	24.43	33.00	H
1880.00	**-12.36**	**-29.40**	**8.10**	**25.14**	**33.00**	**H**
1908.50	-13.01	-29.30	8.10	24.39	33.00	H

LTE Band 2_5MHz_QPSK

Frequency(MHz)	P_{Mea}(dBm)	P_{cl}(dB)+ P_{Ag}(dB)	Ga Antenna Gain(dBi)	EIRP(dBm)	Limit(dBm)	Polarization
1852.50	-13.14	-29.30	8.10	24.26	33.00	H
1880.00	-12.98	-29.40	8.10	24.52	33.00	H
1907.50	-12.88	-29.30	8.10	24.52	33.00	H

LTE Band 2_10MHz_QPSK

Frequency(MHz)	P_{Mea}(dBm)	P_{cl}(dB)+ P_{Ag}(dB)	Ga Antenna Gain(dBi)	EIRP(dBm)	Limit(dBm)	Polarization
1855.00	-13.03	-29.30	8.10	24.37	33.00	H
1880.00	-12.67	-29.40	8.10	24.83	33.00	H
1905.00	-12.65	-29.30	8.10	24.75	33.00	H

LTE Band 2_15MHz_QPSK

Frequency(MHz)	P_{Mea}(dBm)	P_{cl}(dB)+ P_{Ag}(dB)	Ga Antenna Gain(dBi)	EIRP(dBm)	Limit(dBm)	Polarization
1857.50	-13.10	-29.30	8.10	24.30	33.00	H
1880.00	-13.88	-29.40	8.10	23.62	33.00	H
1902.50	-13.00	-29.30	8.10	24.40	33.00	H

LTE Band 2_20 MHz_QPSK

Frequency(MHz)	P_{Mea}(dBm)	P_{cl}(dB)+ P_{Ag}(dB)	Ga Antenna Gain(dBi)	EIRP(dBm)	Limit(dBm)	Polarization
1860.00	-13.19	-29.30	8.10	24.21	33.00	H
1880.00	-12.63	-29.40	8.10	24.87	33.00	H
1900.00	-12.79	-29.30	8.10	24.61	33.00	H

©Copyright. All rights reserved by SAICT.

LTE Band 2_1.4MHz_16QAM

Frequency(MHz)	P_{Mea}(dBm)	P_{cl}(dB)+ P_{Ag}(dB)	Ga Antenna Gain(dBi)	EIRP(dBm)	Limit(dBm)	Polarization
1850.70	-15.26	-29.30	8.10	22.14	33.00	H
1880.00	-14.70	-29.40	8.10	22.80	33.00	H
1909.30	-14.36	-29.30	8.10	23.04	33.00	H

LTE Band 2_3MHz_16QAM

Frequency(MHz)	P_{Mea}(dBm)	P_{cl}(dB)+ P_{Ag}(dB)	Ga Antenna Gain(dBi)	EIRP(dBm)	Limit(dBm)	Polarization
1851.50	-14.42	-29.30	8.10	22.98	33.00	H
1880.00	-14.38	-29.40	8.10	23.12	33.00	H
1908.50	-14.99	-29.30	8.10	22.41	33.00	H

LTE Band 2_5MHz_16QAM

Frequency(MHz)	P_{Mea}(dBm)	P_{cl}(dB)+ P_{Ag}(dB)	Ga Antenna Gain(dBi)	EIRP(dBm)	Limit(dBm)	Polarization
1852.50	-14.11	-29.30	8.10	23.29	33.00	H
1880.00	-13.66	-29.40	8.10	23.84	33.00	H
1907.50	-13.59	-29.30	8.10	23.81	33.00	H

LTE Band 2_10MHz_16QAM

Frequency(MHz)	P_{Mea}(dBm)	P_{cl}(dB)+ P_{Ag}(dB)	Ga Antenna Gain(dBi)	EIRP(dBm)	Limit(dBm)	Polarization
1855.00	-13.88	-29.30	8.10	23.52	33.00	H
1880.00	-13.44	-29.40	8.10	24.06	33.00	H
1905.00	-14.36	-29.30	8.10	23.04	33.00	H

LTE Band 2_15MHz_16QAM

Frequency(MHz)	P_{Mea}(dBm)	P_{cl}(dB)+ P_{Ag}(dB)	Ga Antenna Gain(dBi)	EIRP(dBm)	Limit(dBm)	Polarization
1857.50	-14.28	-29.30	8.10	23.12	33.00	H
1880.00	-14.88	-29.40	8.10	22.62	33.00	H
1902.50	-13.86	-29.30	8.10	23.54	33.00	H

LTE Band 2_20 MHz_16QAM

Frequency(MHz)	P_{Mea}(dBm)	P_{cl}(dB)+ P_{Ag}(dB)	Ga Antenna Gain(dBi)	EIRP(dBm)	Limit(dBm)	Polarization
1860.00	-14.13	-29.30	8.10	23.27	33.00	H
1880.00	-13.60	-29.40	8.10	23.90	33.00	H
1900.00	-13.99	-29.30	8.10	23.41	33.00	H

©Copyright. All rights reserved by SAICT.

LTE Band 2_1.4MHz_64QAM

Frequency(MHz)	P_{Mea}(dBm)	P_{cl}(dB)+ P_{Ag}(dB)	Ga Antenna Gain(dBi)	EIRP(dBm)	Limit(dBm)	Polarization
1850.70	-19.98	-29.30	8.10	17.42	33.00	H
1880.00	-19.22	-29.40	8.10	18.28	33.00	H
1909.30	-17.82	-29.30	8.10	19.58	33.00	H

LTE Band 2_3MHz_64QAM

Frequency(MHz)	P_{Mea}(dBm)	P_{cl}(dB)+ P_{Ag}(dB)	Ga Antenna Gain(dBi)	EIRP(dBm)	Limit(dBm)	Polarization
1851.50	-16.40	-29.30	8.10	21.00	33.00	H
1880.00	-16.53	-29.40	8.10	20.97	33.00	H
1908.50	-15.70	-29.30	8.10	21.70	33.00	H

LTE Band 2_5MHz_64QAM

Frequency(MHz)	P_{Mea}(dBm)	P_{cl}(dB)+ P_{Ag}(dB)	Ga Antenna Gain(dBi)	EIRP(dBm)	Limit(dBm)	Polarization
1852.50	-16.80	-29.30	8.10	20.60	33.00	H
1880.00	-17.24	-29.40	8.10	20.26	33.00	H
1907.50	-16.71	-29.30	8.10	20.69	33.00	H

LTE Band 2_10MHz_64QAM

Frequency(MHz)	P_{Mea}(dBm)	P_{cl}(dB)+ P_{Ag}(dB)	Ga Antenna Gain(dBi)	EIRP(dBm)	Limit(dBm)	Polarization
1855.00	-18.19	-29.30	8.10	19.21	33.00	H
1880.00	-17.55	-29.40	8.10	19.95	33.00	H
1905.00	-15.72	-29.30	8.10	21.68	33.00	H

LTE Band 2_15MHz_64QAM

Frequency(MHz)	P_{Mea}(dBm)	P_{cl}(dB)+ P_{Ag}(dB)	Ga Antenna Gain(dBi)	EIRP(dBm)	Limit(dBm)	Polarization
1857.50	-16.32	-29.30	8.10	21.08	33.00	H
1880.00	-18.31	-29.40	8.10	19.19	33.00	H
1902.50	-15.70	-29.30	8.10	21.70	33.00	H

LTE Band 2_20 MHz_64QAM

Frequency(MHz)	P_{Mea}(dBm)	P_{cl}(dB)+ P_{Ag}(dB)	Ga Antenna Gain(dBi)	EIRP(dBm)	Limit(dBm)	Polarization
1860.00	-18.08	-29.30	8.10	19.32	33.00	H
1880.00	-18.14	-29.40	8.10	19.36	33.00	H
1900.00	-15.53	-29.30	8.10	21.87	33.00	H

Peak EIRP (dBm)=P_{Mea}(-12.36dBm)-(P_{cl}+P_{Ag})(-29.40dB)+G_a(8.10dB) =25.14dBm

©Copyright. All rights reserved by SAICT.

LTE Band 4- EIRP Part 27.50(d)

Limits: ≤30dBm (1W)

LTE Band 4_1.4MHz_QPSK

Frequency(MHz)	P_{Mea}(dBm)	P_{cl}(dB)+ P_{Ag}(dB)	Ga Antenna Gain(dBi)	EIRP(dBm)	Limit(dBm)	Polarization
1710.70	-15.87	-29.60	8.10	21.83	30.00	H
1732.50	-15.64	-29.60	8.10	22.06	30.00	H
1754.30	-15.83	-29.50	8.10	21.77	30.00	H

LTE Band 4_3MHz_QPSK

Frequency(MHz)	P_{Mea}(dBm)	P_{cl}(dB)+ P_{Ag}(dB)	Ga Antenna Gain(dBi)	EIRP(dBm)	Limit(dBm)	Polarization
1711.50	-15.63	-29.60	8.10	22.07	30.00	H
1732.50	-15.87	-29.60	8.10	21.83	30.00	H
1753.50	-15.71	-29.50	8.10	21.89	30.00	H

LTE Band 4_5MHz_QPSK

Frequency(MHz)	P_{Mea}(dBm)	P_{cl}(dB)+ P_{Ag}(dB)	Ga Antenna Gain(dBi)	EIRP(dBm)	Limit(dBm)	Polarization
1712.50	-15.73	-29.60	8.10	21.97	30.00	H
1732.50	-16.04	-29.60	8.10	21.66	30.00	H
1752.50	-15.68	-29.50	8.10	21.92	30.00	H

LTE Band 4_10MHz_QPSK

Frequency(MHz)	P_{Mea}(dBm)	P_{cl}(dB)+ P_{Ag}(dB)	Ga Antenna Gain(dBi)	EIRP(dBm)	Limit(dBm)	Polarization
1715.00	-15.53	-29.60	8.10	22.17	30.00	H
1732.50	-16.06	-29.60	8.10	21.64	30.00	H
1750.00	-15.45	-29.50	8.10	22.15	30.00	H

LTE Band 4_15MHz_QPSK

Frequency(MHz)	P_{Mea}(dBm)	P_{cl}(dB)+ P_{Ag}(dB)	Ga Antenna Gain(dBi)	EIRP(dBm)	Limit(dBm)	Polarization
1717.50	-15.86	-29.60	8.10	21.84	30.00	H
1732.50	-16.01	-29.60	8.10	21.69	30.00	H
1747.50	**-14.98**	**-29.50**	**8.10**	**22.62**	**30.00**	**H**

LTE Band 4_20MHz_QPSK

Frequency(MHz)	P_{Mea}(dBm)	P_{cl}(dB)+ P_{Ag}(dB)	Ga Antenna Gain(dBi)	EIRP(dBm)	Limit(dBm)	Polarization
1720.00	-16.03	-29.60	8.10	21.67	30.00	H
1732.50	-15.98	-29.60	8.10	21.72	30.00	H
1745.00	-15.66	-29.50	8.10	21.94	30.00	H

©Copyright. All rights reserved by SAICT.

LTE Band 4_1.4MHz_16QAM

Frequency(MHz)	P_{Mea}(dBm)	P_{cl}(dB)+ P_{Ag}(dB)	Ga Antenna Gain(dBi)	EIRP(dBm)	Limit(dBm)	Polarization
1710.70	-15.57	-29.60	8.10	22.13	30.00	H
1732.50	-15.66	-29.60	8.10	22.04	30.00	H
1754.30	-15.48	-29.50	8.10	22.12	30.00	H

LTE Band 4_3MHz_16QAM

Frequency(MHz)	P_{Mea}(dBm)	P_{cl}(dB)+ P_{Ag}(dB)	Ga Antenna Gain(dBi)	EIRP(dBm)	Limit(dBm)	Polarization
1711.50	-15.53	-29.60	8.10	22.17	30.00	H
1732.50	-15.60	-29.60	8.10	22.10	30.00	H
1753.50	-15.54	-29.50	8.10	22.06	30.00	H

LTE Band 4_5MHz_16QAM

Frequency(MHz)	P_{Mea}(dBm)	P_{cl}(dB)+ P_{Ag}(dB)	Ga Antenna Gain(dBi)	EIRP(dBm)	Limit(dBm)	Polarization
1712.50	-15.60	-29.60	8.10	22.10	30.00	H
1732.50	-16.11	-29.60	8.10	21.59	30.00	H
1752.50	-15.74	-29.50	8.10	21.86	30.00	H

LTE Band 4_10MHz_16QAM

Frequency(MHz)	P_{Mea}(dBm)	P_{cl}(dB)+ P_{Ag}(dB)	Ga Antenna Gain(dBi)	EIRP(dBm)	Limit(dBm)	Polarization
1715.00	-15.53	-29.60	8.10	22.17	30.00	H
1732.50	-15.97	-29.60	8.10	21.73	30.00	H
1750.00	-15.22	-29.50	8.10	22.38	30.00	H

LTE Band 4_15MHz_16QAM

Frequency(MHz)	P_{Mea}(dBm)	P_{cl}(dB)+ P_{Ag}(dB)	Ga Antenna Gain(dBi)	EIRP(dBm)	Limit(dBm)	Polarization
1717.50	-15.46	-29.60	8.10	22.24	30.00	H
1732.50	-16.34	-29.60	8.10	21.36	30.00	H
1747.50	-15.30	-29.50	8.10	22.30	30.00	H

LTE Band 4_20MHz_16QAM

Frequency(MHz)	P_{Mea}(dBm)	P_{cl}(dB)+ P_{Ag}(dB)	Ga Antenna Gain(dBi)	EIRP(dBm)	Limit(dBm)	Polarization
1720.00	-16.10	-29.60	8.10	21.60	30.00	H
1732.50	-16.53	-29.60	8.10	21.17	30.00	H
1745.00	-16.07	-29.50	8.10	21.53	30.00	H

©Copyright. All rights reserved by SAICT.

LTE Band 4_1.4MHz_64QAM

Frequency(MHz)	P_{Mea}(dBm)	P_{cl}(dB)+ P_{Ag}(dB)	Ga Antenna Gain(dBi)	EIRP(dBm)	Limit(dBm)	Polarization
1710.70	-18.49	-29.60	8.10	19.21	30.00	H
1732.50	-17.35	-29.60	8.10	20.35	30.00	H
1754.30	-16.39	-29.50	8.10	21.21	30.00	H

LTE Band 4_3MHz_64QAM

Frequency(MHz)	P_{Mea}(dBm)	P_{cl}(dB)+ P_{Ag}(dB)	Ga Antenna Gain(dBi)	EIRP(dBm)	Limit(dBm)	Polarization
1711.50	-18.23	-29.60	8.10	19.47	30.00	H
1732.50	-17.05	-29.60	8.10	20.65	30.00	H
1753.50	-16.25	-29.50	8.10	21.35	30.00	H

LTE Band 4_5MHz_64QAM

Frequency(MHz)	P_{Mea}(dBm)	P_{cl}(dB)+ P_{Ag}(dB)	Ga Antenna Gain(dBi)	EIRP(dBm)	Limit(dBm)	Polarization
1712.50	-18.35	-29.60	8.10	19.35	30.00	H
1732.50	-17.79	-29.60	8.10	19.91	30.00	H
1752.50	-16.31	-29.50	8.10	21.29	30.00	H

LTE Band 4_10MHz_64QAM

Frequency(MHz)	P_{Mea}(dBm)	P_{cl}(dB)+ P_{Ag}(dB)	Ga Antenna Gain(dBi)	EIRP(dBm)	Limit(dBm)	Polarization
1715.00	-18.62	-29.60	8.10	19.08	30.00	H
1732.50	-17.51	-29.60	8.10	20.19	30.00	H
1750.00	-16.67	-29.50	8.10	20.93	30.00	H

LTE Band 4_15MHz_64QAM

Frequency(MHz)	P_{Mea}(dBm)	P_{cl}(dB)+ P_{Ag}(dB)	Ga Antenna Gain(dBi)	EIRP(dBm)	Limit(dBm)	Polarization
1717.50	-18.36	-29.60	8.10	19.34	30.00	H
1732.50	-17.21	-29.60	8.10	20.49	30.00	H
1747.50	-16.26	-29.50	8.10	21.34	30.00	H

LTE Band 4_20MHz_64QAM

Frequency(MHz)	P_{Mea}(dBm)	P_{cl}(dB)+ P_{Ag}(dB)	Ga Antenna Gain(dBi)	EIRP(dBm)	Limit(dBm)	Polarization
1720.00	-18.52	-29.60	8.10	19.18	30.00	H
1732.50	-17.96	-29.60	8.10	19.74	30.00	H
1745.00	-17.09	-29.50	8.10	20.51	30.00	H

Peak EIRP (dBm)=P_{Mea}(-14.98dBm)-(P_{cl}+P_{Ag})(-29.50dB)+G_a(8.10dB) =22.62dBm

©Copyright. All rights reserved by SAICT.

LTE Band 5- ERP Part 22.913(a)

Limits: ≤38.45dBm (7W)

LTE Band 5_1.4MHz_QPSK

Frequency(MHz)	P_{Mea}(dBm)	P_{cl}(dB)+ P_{Ag}(dB)	Ga Antenna Gain(dBi)	Correction (dB)	ERP(dBm)	Limit(dBm)	Polarization
824.70	-12.06	-33.60	-0.79	2.15	18.60	38.45	H
836.50	-11.25	-33.50	-0.74	2.15	19.36	38.45	H
848.30	**-10.64**	**-33.50**	**-0.73**	**2.15**	**19.98**	**38.45**	**H**

LTE Band 5_3MHz_QPSK

Frequency(MHz)	P_{Mea}(dBm)	P_{cl}(dB)+ P_{Ag}(dB)	Ga Antenna Gain(dBi)	Correction (dB)	ERP(dBm)	Limit(dBm)	Polarization
825.50	-11.87	-33.60	-0.84	2.15	18.74	38.45	H
836.50	-10.89	-33.50	-0.74	2.15	19.72	38.45	H
847.50	-10.67	-33.50	-0.73	2.15	19.95	38.45	H

LTE Band 5_5MHz_QPSK

Frequency(MHz)	P_{Mea}(dBm)	P_{cl}(dB)+ P_{Ag}(dB)	Ga Antenna Gain(dBi)	Correction (dB)	ERP(dBm)	Limit(dBm)	Polarization
826.50	-12.31	-33.60	-0.84	2.15	18.30	38.45	H
836.50	-11.67	-33.50	-0.74	2.15	18.94	38.45	H
846.50	-11.12	-33.50	-0.73	2.15	19.50	38.45	H

LTE Band 5_10MHz_QPSK

Frequency(MHz)	P_{Mea}(dBm)	P_{cl}(dB)+ P_{Ag}(dB)	Ga Antenna Gain(dBi)	Correction (dB)	ERP(dBm)	Limit(dBm)	Polarization
829.00	-11.96	-33.60	-0.84	2.15	18.65	38.45	H
836.50	-11.39	-33.50	-0.74	2.15	19.22	38.45	H
844.00	-10.67	-33.50	-0.78	2.15	19.90	38.45	H

©Copyright. All rights reserved by SAICT.

LTE Band 5_1.4MHz_16QAM

Frequency(MHz)	P_{Mea}(dBm)	P_{cl}(dB)+ P_{Ag}(dB)	Ga Antenna Gain(dBi)	Correction (dB)	ERP(dBm)	Limit(dBm)	Polarization
824.70	-12.42	-33.60	-0.79	2.15	18.24	38.45	H
836.50	-11.62	-33.50	-0.74	2.15	18.99	38.45	H
848.30	-11.18	-33.50	-0.73	2.15	19.44	38.45	H

LTE Band 5_3MHz_16QAM

Frequency(MHz)	P_{Mea}(dBm)	P_{cl}(dB)+ P_{Ag}(dB)	Ga Antenna Gain(dBi)	Correction (dB)	ERP(dBm)	Limit(dBm)	Polarization
825.50	-12.34	-33.60	-0.84	2.15	18.27	38.45	H
836.50	-11.45	-33.50	-0.74	2.15	19.16	38.45	H
847.50	-11.06	-33.50	-0.73	2.15	19.56	38.45	H

LTE Band 5_5MHz_16QAM

Frequency(MHz)	P_{Mea}(dBm)	P_{cl}(dB)+ P_{Ag}(dB)	Ga Antenna Gain(dBi)	Correction (dB)	ERP(dBm)	Limit(dBm)	Polarization
826.50	-12.48	-33.60	-0.84	2.15	18.13	38.45	H
836.50	-11.78	-33.50	-0.74	2.15	18.83	38.45	H
846.50	-11.05	-33.50	-0.73	2.15	19.57	38.45	H

LTE Band 5_10MHz_16QAM

Frequency(MHz)	P_{Mea}(dBm)	P_{cl}(dB)+ P_{Ag}(dB)	Ga Antenna Gain(dBi)	Correction (dB)	ERP(dBm)	Limit(dBm)	Polarization
829.00	-12.11	-33.60	-0.84	2.15	18.50	38.45	H
836.50	-11.95	-33.50	-0.74	2.15	18.66	38.45	H
844.00	-11.13	-33.50	-0.78	2.15	19.44	38.45	H

©Copyright. All rights reserved by SAICT.

LTE Band 5_1.4MHz_64QAM

Frequency(MHz)	P_{Mea}(dBm)	P_{cl}(dB)+ P_{Ag}(dB)	Ga Antenna Gain(dBi)	Correction (dB)	ERP(dBm)	Limit(dBm)	Polarization
824.70	-12.43	-33.60	-0.79	2.15	18.23	38.45	H
836.50	-11.77	-33.50	-0.74	2.15	18.84	38.45	H
848.30	-12.02	-33.50	-0.73	2.15	18.60	38.45	H

LTE Band 5_3MHz_64QAM

Frequency(MHz)	P_{Mea}(dBm)	P_{cl}(dB)+ P_{Ag}(dB)	Ga Antenna Gain(dBi)	Correction (dB)	ERP(dBm)	Limit(dBm)	Polarization
825.50	-13.70	-33.60	-0.84	2.15	16.91	38.45	H
836.50	-11.38	-33.50	-0.74	2.15	19.23	38.45	H
847.50	-11.69	-33.50	-0.73	2.15	18.93	38.45	H

LTE Band 5_5MHz_64QAM

Frequency(MHz)	P_{Mea}(dBm)	P_{cl}(dB)+ P_{Ag}(dB)	Ga Antenna Gain(dBi)	Correction (dB)	ERP(dBm)	Limit(dBm)	Polarization
826.50	-12.58	-33.60	-0.84	2.15	18.03	38.45	H
836.50	-11.72	-33.50	-0.74	2.15	18.89	38.45	H
846.50	-11.90	-33.50	-0.73	2.15	18.72	38.45	H

LTE Band 5_10MHz_64QAM

Frequency(MHz)	P_{Mea}(dBm)	P_{cl}(dB)+ P_{Ag}(dB)	Ga Antenna Gain(dBi)	Correction (dB)	ERP(dBm)	Limit(dBm)	Polarization
829.00	-12.16	-33.60	-0.84	2.15	18.45	38.45	H
836.50	-12.03	-33.50	-0.74	2.15	18.58	38.45	H
844.00	-11.60	-33.50	-0.78	2.15	18.97	38.45	H

Peak ERP (dBm)=P_{Mea}(-10.64dBm)-(P_{cl}+P_{Ag})(-33.50dB)+G_a(-0.73dB) -2.15dB =19.98dBm

©Copyright. All rights reserved by SAICT.

LTE Band 7- EIRP Part 27.50(h)(2)

Limits: ≤33 dBm (2W)

LTE Band 7_5MHz_QPSK

Frequency(MHz)	P_{Mea}(dBm)	P_{cl}(dB)+ P_{Ag}(dB)	G_a Antenna Gain(dBi)	EIRP(dBm)	Limit(dBm)	Polarization
2502.50	-17.36	-28.70	10.70	22.04	33.00	H
2535.00	-16.28	-28.60	10.70	23.02	33.00	H
2567.50	-17.30	-28.60	10.70	22.00	33.00	H

LTE Band 7_10MHz_QPSK

Frequency(MHz)	P_{Mea}(dBm)	P_{cl}(dB)+ P_{Ag}(dB)	G_a Antenna Gain(dBi)	EIRP(dBm)	Limit(dBm)	Polarization
2505.00	-16.40	-28.70	10.70	23.00	33.00	H
2535.00	-15.26	-28.60	10.70	24.04	33.00	H
2565.00	-16.44	-28.60	10.70	22.86	33.00	H

LTE Band 7_15MHz_QPSK

Frequency(MHz)	P_{Mea}(dBm)	P_{cl}(dB)+ P_{Ag}(dB)	G_a Antenna Gain(dB)	EIRP(dBm)	Limit(dBm)	Polarization
2507.50	-16.44	-28.70	10.70	22.96	33.00	H
2535.00	-15.27	-28.60	10.70	24.03	33.00	H
2562.50	-16.54	-28.60	10.70	22.76	33.00	H

LTE Band 7_20MHz_QPSK

Frequency(MHz)	P_{Mea}(dBm)	P_{cl}(dB)+ P_{Ag}(dB)	G_a Antenna Gain(dBi)	EIRP(dBm)	Limit(dBm)	Polarization
2510.00	-16.55	-28.70	10.70	22.85	33.00	H
2535.00	-15.21	-28.60	10.70	24.09	33.00	H
2560.00	-16.78	-28.60	10.70	22.52	33.00	H

©Copyright. All rights reserved by SAICT.

LTE Band 7_5MHz_16QAM

Frequency(MHz)	P_{Mea}(dBm)	P_{cl}(dB)+ P_{Ag}(dB)	G_a Antenna Gain(dBi)	EIRP(dBm)	Limit(dBm)	Polarization
2502.50	-17.86	-28.70	10.70	21.54	33.00	H
2535.00	-16.47	-28.60	10.70	22.83	33.00	H
2567.50	-17.48	-28.60	10.70	21.82	33.00	H

LTE Band 7_10MHz_16QAM

Frequency(MHz)	P_{Mea}(dBm)	P_{cl}(dB)+ P_{Ag}(dB)	G_a Antenna Gain(dBi)	EIRP(dBm)	Limit(dBm)	Polarization
2505.00	-17.58	-28.70	10.70	21.82	33.00	H
2535.00	-16.36	-28.60	10.70	22.94	33.00	H
2565.00	-16.60	-28.60	10.70	22.70	33.00	H

LTE Band 7_15MHz_16QAM

Frequency(MHz)	P_{Mea}(dBm)	P_{cl}(dB)+ P_{Ag}(dB)	G_a Antenna Gain(dBi)	EIRP(dBm)	Limit(dBm)	Polarization
2507.50	-16.73	-28.70	10.70	22.67	33.00	H
2535.00	**-15.19**	**-28.60**	**10.70**	**24.11**	**33.00**	**H**
2562.50	-16.79	-28.60	10.70	22.51	33.00	H

LTE Band 7_20MHz_16QAM

Frequency(MHz)	P_{Mea}(dBm)	P_{cl}(dB)+ P_{Ag}(dB)	G_a Antenna Gain(dBi)	EIRP(dBm)	Limit(dBm)	Polarization
2510.00	-17.09	-28.70	10.70	22.31	33.00	H
2535.00	-15.39	-28.60	10.70	23.91	33.00	H
2560.00	-16.70	-28.60	10.70	22.60	33.00	H

©Copyright. All rights reserved by SAICT.

LTE Band 7_5MHz_64QAM

Frequency(MHz)	P_{Mea}(dBm)	P_{cl}(dB)+ P_{Ag}(dB)	G_a Antenna Gain(dBi)	EIRP(dBm)	Limit(dBm)	Polarization
2502.50	-18.69	-28.70	10.70	20.71	33.00	H
2535.00	-17.44	-28.60	10.70	21.86	33.00	H
2567.50	-18.16	-28.60	10.70	21.14	33.00	H

LTE Band 7_10MHz_64QAM

Frequency(MHz)	P_{Mea}(dBm)	P_{cl}(dB)+ P_{Ag}(dB)	G_a Antenna Gain(dBi)	EIRP(dBm)	Limit(dBm)	Polarization
2505.00	-18.30	-28.70	10.70	21.10	33.00	H
2535.00	-17.10	-28.60	10.70	22.20	33.00	H
2565.00	-18.25	-28.60	10.70	21.05	33.00	H

LTE Band 7_15MHz_64QAM

Frequency(MHz)	P_{Mea}(dBm)	P_{cl}(dB)+ P_{Ag}(dB)	G_a Antenna Gain(dBi)	EIRP(dBm)	Limit(dBm)	Polarization
2507.50	-18.18	-28.70	10.70	21.22	33.00	H
2535.00	-17.08	-28.60	10.70	22.22	33.00	H
2562.50	-18.28	-28.60	10.70	21.02	33.00	H

LTE Band 7_20MHz_64QAM

Frequency(MHz)	P_{Mea}(dBm)	P_{cl}(dB)+ P_{Ag}(dB)	G_a Antenna Gain(dBi)	EIRP(dBm)	Limit(dBm)	Polarization
2510.00	-18.45	-28.70	10.70	20.95	33.00	H
2535.00	-17.15	-28.60	10.70	22.15	33.00	H
2560.00	-18.65	-28.60	10.70	20.65	33.00	H

Peak EIRP (dBm)=P_{Mea}(-15.19dBm)-(P_{cl}+P_{Ag})(-28.60dB)+G_a(10.70dB) =24.11dBm

©Copyright. All rights reserved by SAICT.

LTE Band 12 - ERP Part 27.50(c)(10)

Limits: ≤34.77dBm (3W)

LTE Band 12_1.4MHz_QPSK

Frequency(MHz)	P_{Mea}(dBm)	P_{cl}(dB)+ P_{Ag}(dB)	Ga Antenna Gain(dBi)	Correction (dB)	ERP(dBm)	Limit(dBm)	Polarization
699.70	-14.00	-34.80	-0.93	2.15	17.72	34.77	H
707.50	-12.49	-34.70	-0.91	2.15	19.15	34.77	H
715.30	-11.39	-34.70	-0.68	2.15	20.48	34.77	H

LTE Band 12_3MHz_QPSK

Frequency(MHz)	P_{Mea}(dBm)	P_{cl}(dB)+ P_{Ag}(dB)	Ga Antenna Gain(dBi)	Correction (dB)	ERP(dBm)	Limit(dBm)	Polarization
700.50	-13.96	-34.80	-0.97	2.15	17.72	34.77	H
707.50	-12.10	-34.70	-0.91	2.15	19.54	34.77	H
714.50	-11.51	-34.70	-0.64	2.15	20.40	34.77	H

LTE Band 12_5MHz_QPSK

Frequency(MHz)	P_{Mea}(dBm)	P_{cl}(dB)+ P_{Ag}(dB)	Ga Antenna Gain(dBi)	Correction (dB)	ERP(dBm)	Limit(dBm)	Polarization
701.50	-14.00	-34.80	-0.97	2.15	17.68	34.77	H
707.50	-12.17	-34.70	-0.91	2.15	19.47	34.77	H
713.50	-11.71	-34.70	-0.64	2.15	20.20	34.77	H

LTE Band 12_10MHz_QPSK

Frequency(MHz)	P_{Mea}(dBm)	P_{cl}(dB)+ P_{Ag}(dB)	Ga Antenna Gain(dBi)	Correction (dB)	ERP(dBm)	Limit(dBm)	Polarization
704.00	-14.01	-34.80	-0.97	2.15	17.67	34.77	H
707.50	-12.72	-34.70	-0.91	2.15	18.92	34.77	H
711.00	-12.47	-34.70	-0.64	2.15	19.44	34.77	H

©Copyright. All rights reserved by SAICT.

LTE Band 12_1.4MHz_16QAM

Frequency(MHz)	P_{Mea}(dBm)	P_{cl}(dB)+ P_{Ag}(dB)	Ga Antenna Gain(dBi)	Correction (dB)	ERP(dBm)	Limit(dBm)	Polarization
699.70	-14.22	-34.80	-0.93	2.15	17.50	34.77	H
707.50	-12.41	-34.70	-0.91	2.15	19.23	34.77	H
715.30	**-11.32**	**-34.70**	**-0.68**	**2.15**	**20.55**	**34.77**	**H**

LTE Band 12_3MHz_16QAM

Frequency(MHz)	P_{Mea}(dBm)	P_{cl}(dB)+ P_{Ag}(dB)	Ga Antenna Gain(dBi)	Correction (dB)	ERP(dBm)	Limit(dBm)	Polarization
700.50	-14.06	-34.80	-0.97	2.15	17.62	34.77	H
707.50	-12.66	-34.70	-0.91	2.15	18.98	34.77	H
714.50	-11.72	-34.70	-0.64	2.15	20.19	34.77	H

LTE Band 12_5MHz_16QAM

Frequency(MHz)	P_{Mea}(dBm)	P_{cl}(dB)+ P_{Ag}(dB)	Ga Antenna Gain(dBi)	Correction (dB)	ERP(dBm)	Limit(dBm)	Polarization
701.50	-14.21	-34.80	-0.97	2.15	17.47	34.77	H
707.50	-12.61	-34.70	-0.91	2.15	19.03	34.77	H
713.50	-12.22	-34.70	-0.64	2.15	19.69	34.77	H

LTE Band 12_10MHz_16QAM

Frequency(MHz)	P_{Mea}(dBm)	P_{cl}(dB)+ P_{Ag}(dB)	Ga Antenna Gain(dBi)	Correction (dB)	ERP(dBm)	Limit(dBm)	Polarization
704.00	-14.13	-34.80	-0.97	2.15	17.55	34.77	704.00
707.50	-12.46	-34.70	-0.91	2.15	19.18	34.77	707.50
711.00	-12.78	-34.70	-0.64	2.15	19.13	34.77	711.00

©Copyright. All rights reserved by SAICT.

LTE Band 12_1.4MHz_64QAM

Frequency(MHz)	P_{Mea}(dBm)	P_{cl}(dB)+ P_{Ag}(dB)	Ga Antenna Gain(dBi)	Correction (dB)	ERP(dBm)	Limit(dBm)	Polarization
699.70	-15.66	-34.80	-0.93	2.15	16.06	34.77	H
707.50	-14.01	-34.70	-0.91	2.15	17.63	34.77	H
715.30	-12.91	-34.70	-0.68	2.15	18.96	34.77	H

LTE Band 12_3MHz_64QAM

Frequency(MHz)	P_{Mea}(dBm)	P_{cl}(dB)+ P_{Ag}(dB)	Ga Antenna Gain(dBi)	Correction (dB)	ERP(dBm)	Limit(dBm)	Polarization
700.50	-15.66	-34.80	-0.97	2.15	16.02	34.77	H
707.50	-14.28	-34.70	-0.91	2.15	17.36	34.77	H
714.50	-12.92	-34.70	-0.64	2.15	18.99	34.77	H

LTE Band 12_5MHz_64QAM

Frequency(MHz)	P_{Mea}(dBm)	P_{cl}(dB)+ P_{Ag}(dB)	Ga Antenna Gain(dBi)	Correction (dB)	ERP(dBm)	Limit(dBm)	Polarization
701.50	-16.01	-34.80	-0.97	2.15	15.67	34.77	H
707.50	-14.39	-34.70	-0.91	2.15	17.25	34.77	H
713.50	-14.72	-34.70	-0.64	2.15	17.19	34.77	H

LTE Band 12_10MHz_64QAM

Frequency(MHz)	P_{Mea}(dBm)	P_{cl}(dB)+ P_{Ag}(dB)	Ga Antenna Gain(dBi)	Correction (dB)	ERP(dBm)	Limit(dBm)	Polarization
704.00	-16.25	-34.80	-0.97	2.15	15.43	34.77	H
707.50	-14.95	-34.70	-0.91	2.15	16.69	34.77	H
711.00	-14.45	-34.70	-0.64	2.15	17.46	34.77	H

Peak ERP (dBm)=P_{Mea}(-11.32Bm)-(P_{cl}+P_{Ag})(-34.70dB)+G_a(-0.68dB) -2.15dB =20.55dBm

©Copyright. All rights reserved by SAICT.

LTE Band 17 - ERP Part 27.50(c)(10)

Limits: ≤34.77dBm (3W)

LTE Band 17_5MHz_QPSK

Frequency(MHz)	P_{Mea}(dBm)	P_{cl}(dB)+ P_{Ag}(dB)	Ga Antenna Gain(dBi)	Correction (dB)	ERP(dBm)	Limit(dBm)	Polarization
706.50	-12.34	-34.70	-0.91	2.15	19.30	34.77	H
710.00	-12.82	-34.70	-0.64	2.15	19.09	34.77	H
713.50	**-11.97**	**-34.70**	**-0.64**	**2.15**	**19.94**	**34.77**	**H**

LTE Band 17_10MHz_QPSK

Frequency(MHz)	P_{Mea}(dBm)	P_{cl}(dB)+ P_{Ag}(dB)	Ga Antenna Gain(dBi)	Correction (dB)	ERP(dBm)	Limit(dBm)	Polarization
709.00	-12.25	-34.70	-0.91	2.15	19.39	34.77	H
710.00	-12.81	-34.70	-0.64	2.15	19.10	34.77	H
711.00	-12.94	-34.70	-0.64	2.15	18.97	34.77	H

LTE Band 17_5MHz_16QAM

Frequency(MHz)	P_{Mea}(dBm)	P_{cl}(dB)+ P_{Ag}(dB)	Ga Antenna Gain(dBi)	Correction (dB)	ERP(dBm)	Limit(dBm)	Polarization
706.50	-12.50	-34.70	-0.91	2.15	19.14	34.77	H
710.00	-12.87	-34.70	-0.64	2.15	19.04	34.77	H
713.50	-12.33	-34.70	-0.64	2.15	19.58	34.77	H

LTE Band 17_10MHz_16QAM

Frequency(MHz)	P_{Mea}(dBm)	P_{cl}(dB)+ P_{Ag}(dB)	Ga Antenna Gain(dBi)	Correction (dB)	ERP(dBm)	Limit(dBm)	Polarization
709.00	-12.52	-34.70	-0.91	2.15	19.12	34.77	H
710.00	-13.00	-34.70	-0.64	2.15	18.91	34.77	H
711.00	-12.82	-34.70	-0.64	2.15	19.09	34.77	H

©Copyright. All rights reserved by SAICT.

LTE Band 17_5MHz_64QAM

Frequency(MHz)	P_{Mea}(dBm)	P_{cl}(dB)+ P_{Ag}(dB)	Ga Antenna Gain(dBi)	Correction (dB)	ERP(dBm)	Limit(dBm)	Polarization
706.50	-13.53	-34.70	-0.91	2.15	18.11	34.77	H
710.00	-13.25	-34.70	-0.64	2.15	18.66	34.77	H
713.50	-13.36	-34.70	-0.64	2.15	18.55	34.77	H

LTE Band 17_10MHz_64QAM

Frequency(MHz)	P_{Mea}(dBm)	P_{cl}(dB)+ P_{Ag}(dB)	Ga Antenna Gain(dBi)	Correction (dB)	ERP(dBm)	Limit(dBm)	Polarization
709.00	-12.75	-34.70	-0.91	2.15	18.89	34.77	H
710.00	-13.29	-34.70	-0.64	2.15	18.62	34.77	H
711.00	-13.32	-34.70	-0.64	2.15	18.59	34.77	H

Peak ERP (dBm)=P_{Mea}(-11.97dBm)-(P_{cl}+P_{Ag})(-34.70dB)+G_a(-0.64dB) -2.15dB =19.94dBm

©Copyright. All rights reserved by SAICT.

LTE Band 66- EIRP Part 27.50(d)

Limits: ≤30dBm (1W)

LTE Band 66_1.4MHz_QPSK

Frequency(MHz)	P_{Mea}(dBm)	P_{cl}(dB)+ P_{Ag}(dB)	Ga Antenna Gain(dBi)	EIRP(dBm)	Limit(dBm)	Polarization
1710.70	-15.66	-29.60	8.10	22.04	30.00	H
1745.00	-15.67	-29.50	8.10	21.93	30.00	H
1779.30	-15.80	-29.50	8.10	21.80	30.00	H

LTE Band 66_3MHz_QPSK

Frequency(MHz)	P_{Mea}(dBm)	P_{cl}(dB)+ P_{Ag}(dB)	Ga Antenna Gain(dBi)	EIRP(dBm)	Limit(dBm)	Polarization
1711.50	-15.65	-29.60	8.10	22.05	30.00	H
1745.00	-15.11	-29.50	8.10	22.49	30.00	H
1778.50	-15.75	-29.50	8.10	21.85	30.00	H

LTE Band 66_5MHz_QPSK

Frequency(MHz)	P_{Mea}(dBm)	P_{cl}(dB)+ P_{Ag}(dB)	Ga Antenna Gain(dBi)	EIRP(dBm)	Limit(dBm)	Polarization
1712.50	-15.89	-29.60	8.10	21.81	30.00	H
1745.00	-15.25	-29.50	8.10	22.35	30.00	H
1777.50	-15.56	-29.50	8.10	22.04	30.00	H

LTE Band 66_10MHz_QPSK

Frequency(MHz)	P_{Mea}(dBm)	P_{cl}(dB)+ P_{Ag}(dB)	Ga Antenna Gain(dBi)	EIRP(dBm)	Limit(dBm)	Polarization
1715.00	-15.84	-29.60	8.10	21.86	30.00	H
1745.00	-15.24	-29.50	8.10	22.36	30.00	H
1775.00	-15.68	-29.50	8.10	21.92	30.00	H

LTE Band 66_15MHz_QPSK

Frequency(MHz)	P_{Mea}(dBm)	P_{cl}(dB)+ P_{Ag}(dB)	Ga Antenna Gain(dBi)	EIRP(dBm)	Limit(dBm)	Polarization
1717.50	-15.54	-29.60	8.10	22.16	30.00	H
1745.00	-15.05	-29.50	8.10	22.55	30.00	H
1772.53	-15.76	-29.50	8.10	21.84	30.00	H

LTE Band 66_20MHz_QPSK

Frequency(MHz)	P_{Mea}(dBm)	P_{cl}(dB)+ P_{Ag}(dB)	Ga Antenna Gain(dBi)	EIRP(dBm)	Limit(dBm)	Polarization
1720.00	-16.01	-29.60	8.10	21.69	30.00	H
1745.00	-15.66	-29.50	8.10	21.94	30.00	H
1770.00	-15.76	-29.50	8.10	21.84	30.00	H

©Copyright. All rights reserved by SAICT.

LTE Band 66_1.4MHz_16QAM

Frequency(MHz)	P_{Mea}(dBm)	P_{cl}(dB)+ P_{Ag}(dB)	Ga Antenna Gain(dBi)	EIRP(dBm)	Limit(dBm)	Polarization
1710.70	-16.06	-29.60	8.10	21.64	30.00	H
1745.00	-15.43	-29.50	8.10	22.17	30.00	H
1779.30	-16.08	-29.50	8.10	21.52	30.00	H

LTE Band 66_3MHz_16QAM

Frequency(MHz)	P_{Mea}(dBm)	P_{cl}(dB)+ P_{Ag}(dB)	Ga Antenna Gain(dBi)	EIRP(dBm)	Limit(dBm)	Polarization
1711.50	-15.91	-29.60	8.10	21.79	30.00	H
1745.00	-15.39	-29.50	8.10	22.21	30.00	H
1778.50	-15.70	-29.50	8.10	21.90	30.00	H

LTE Band 66_5MHz_16QAM

Frequency(MHz)	P_{Mea}(dBm)	P_{cl}(dB)+ P_{Ag}(dB)	Ga Antenna Gain(dBi)	EIRP(dBm)	Limit(dBm)	Polarization
1712.50	-16.01	-29.60	8.10	21.69	30.00	H
1745.00	-15.68	-29.50	8.10	21.92	30.00	H
1777.50	-15.66	-29.50	8.10	21.94	30.00	H

LTE Band 66_10MHz_16QAM

Frequency(MHz)	P_{Mea}(dBm)	P_{cl}(dB)+ P_{Ag}(dB)	Ga Antenna Gain(dBi)	EIRP(dBm)	Limit(dBm)	Polarization
1715.00	-15.77	-29.60	8.10	21.93	30.00	H
1745.00	-15.03	-29.50	8.10	22.57	30.00	H
1775.00	-16.07	-29.50	8.10	21.53	30.00	H

LTE Band 66_15MHz_16QAM

Frequency(MHz)	P_{Mea}(dBm)	P_{cl}(dB)+ P_{Ag}(dB)	Ga Antenna Gain(dBi)	EIRP(dBm)	Limit(dBm)	Polarization
1717.50	-15.83	-29.60	8.10	21.87	30.00	H
1745.00	-15.31	-29.50	8.10	22.29	30.00	H
1772.53	-15.80	-29.50	8.10	21.80	30.00	H

LTE Band 66_20MHz_16QAM

Frequency(MHz)	P_{Mea}(dBm)	P_{cl}(dB)+ P_{Ag}(dB)	Ga Antenna Gain(dBi)	EIRP(dBm)	Limit(dBm)	Polarization
1720.00	-16.42	-29.60	8.10	21.28	30.00	H
1745.00	-16.01	-29.50	8.10	21.59	30.00	H
1770.00	-16.16	-29.50	8.10	21.44	30.00	H

©Copyright. All rights reserved by SAICT.

LTE Band 66_1.4MHz_64QAM

Frequency(MHz)	P_{Mea}(dBm)	P_{cl}(dB)+ P_{Ag}(dB)	Ga Antenna Gain(dBi)	EIRP(dBm)	Limit(dBm)	Polarization
1710.70	-17.52	-29.60	8.10	20.18	30.00	H
1745.00	-14.94	-29.50	8.10	22.66	30.00	H
1779.30	-14.94	-29.50	8.10	22.66	30.00	H

LTE Band 66_3MHz_64QAM

Frequency(MHz)	P_{Mea}(dBm)	P_{cl}(dB)+ P_{Ag}(dB)	Ga Antenna Gain(dBi)	EIRP(dBm)	Limit(dBm)	Polarization
1711.50	-16.92	-29.60	8.10	20.78	30.00	H
1745.00	-14.95	-29.50	8.10	22.65	30.00	H
1778.50	**-14.82**	**-29.50**	**8.10**	**22.78**	**30.00**	**H**

LTE Band 66_5MHz_64QAM

Frequency(MHz)	P_{Mea}(dBm)	P_{cl}(dB)+ P_{Ag}(dB)	Ga Antenna Gain(dBi)	EIRP(dBm)	Limit(dBm)	Polarization
1712.50	-17.10	-29.60	8.10	20.60	30.00	H
1745.00	-15.44	-29.50	8.10	22.16	30.00	H
1777.50	-15.22	-29.50	8.10	22.38	30.00	H

LTE Band 66_10MHz_64QAM

Frequency(MHz)	P_{Mea}(dBm)	P_{cl}(dB)+ P_{Ag}(dB)	Ga Antenna Gain(dBi)	EIRP(dBm)	Limit(dBm)	Polarization
1715.00	-17.07	-29.60	8.10	20.63	30.00	H
1745.00	-15.38	-29.50	8.10	22.22	30.00	H
1775.00	-14.98	-29.50	8.10	22.62	30.00	H

LTE Band 66_15MHz_64QAM

Frequency(MHz)	P_{Mea}(dBm)	P_{cl}(dB)+ P_{Ag}(dB)	Ga Antenna Gain(dBi)	EIRP(dBm)	Limit(dBm)	Polarization
1717.50	-16.99	-29.60	8.10	20.71	30.00	H
1745.00	-15.70	-29.50	8.10	21.90	30.00	H
1772.53	-15.13	-29.50	8.10	22.47	30.00	H

LTE Band 66_20MHz_64QAM

Frequency(MHz)	P_{Mea}(dBm)	P_{cl}(dB)+ P_{Ag}(dB)	Ga Antenna Gain(dBi)	EIRP(dBm)	Limit(dBm)	Polarization
1720.00	-16.82	-29.60	8.10	20.88	30.00	H
1745.00	-16.23	-29.50	8.10	21.37	30.00	H
1770.00	-15.13	-29.50	8.10	22.47	30.00	H

Peak EIRP (dBm)=P_{Mea}(-14.82dBm)-(P_{cl}+P_{Ag})(-29.50dB)+G_a(8.10dB) =22.78dBm

ANALYZER SETTINGS:

RBW = VBW = 8MHz for occupied bandwidths equal to or less than 5MHz.

RBW = VBW = 20MHz for occupied bandwidths equal to or greater than 10MHz.

Note: The maximum value of expanded measurement uncertainty for this test item is U = 2.72dB(30MHz-3GHz)/3.60dB(3GHz-18GHz)/3.58dB(18GHz-40GHz), k = 2

Note: Both of Vertical and Horizontal polarizations are evaluated, but only the worst case is recorded in this report.

©Copyright. All rights reserved by SAICT.

A.2 FIELD STRENGTH OF SPURIOUS RADIATION

Reference

FCC: CFR 2.1053, 22.917, 24.238, 27.53.

A.2.1 Measurement Method

This measurement is carried out in fully-anechoic chamber FAC-3.

The spectrum was scanned from 30 MHz to the 10th harmonic of the highest frequency generated within the equipment, which is the transmitted carrier. The resolution bandwidth is set 1MHz as outlined in Part 22.917, 24.238, 27.53(h) . The spectrum was scanned with the mobile station transmitting at carrier frequencies that pertain to low, mid and high channels of the LTE Bands 2,4,5,7,12,17,66.

The procedure of radiated spurious emissions is as follows:

1. For radiated emissions measurements performed at frequencies less than or equal to 1 GHz, EUT was placed on a 80 cm high non-conductive stand at a 3 meter test distance from the receive antenna. For radiated measurements performed at frequencies above 1 GHz, EUT was placed on a 1.5 meter high non-conductive stand at a 3 meter test distance from the receive antenna. Receiving antenna was placed on the antenna mast 3 meters from the EUT. For emission measurements. The receiving antenna shall be varied from 1 m to 4 m in height above the reference ground in a search for the relative positioning that produces the maximum radiated signal level. The test setup refers to figure below. Detected emissions were maximized at each frequency by rotating the EUT through 360° and adjusting the receiving antenna polarization. The radiated emission measurements of all transmit frequencies in three channels (High, Middle, Low) were measured with peak detector.



2. The EUT is then put into continuously transmitting mode at its maximum power level during the test. And the maximum value of the receiver should be recorded as (Pr).
3. The EUT shall be replaced by a substitution antenna. The test setup refers to figure below.

©Copyright. All rights reserved by SAICT.

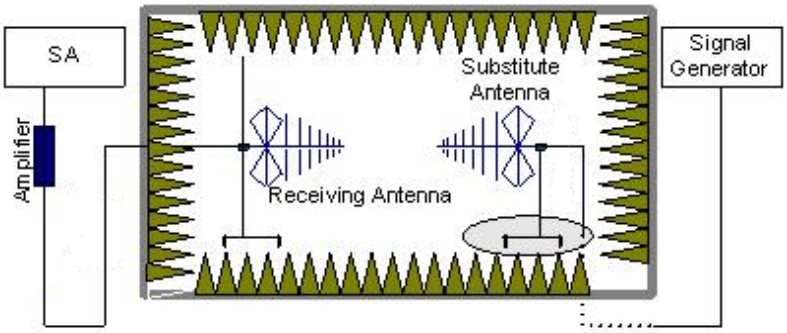

In the chamber, an substitution antenna for the frequency band of interest is placed at the reference point of the chamber. An RF Signal source for the frequency band of interest is connected to the substitution antenna with a cable that has been constructed to not interfere with the radiation pattern of the antenna. A power (P_{Mea}) is applied to the input of the substitution antenna and adjusts the level of the signal generator output until the value of the receiver reaches the previously recorded (P_r). The power of signal source (P_{Mea}) is recorded. The test should be performed by rotating the test item and adjusting the receiving antenna polarization.

4. The Path loss (P_{pl}) between the Signal Source with the Substitution Antenna and the Substitution Antenna Gain(dBi) (G_a) should be recorded after test.
   An amplifier should be connected in for the test.
   The Path loss (P_{pl}) is the summation of the cable loss and the gain of the amplifier.
   The measurement results are obtained as described below:
   Power (EIRP)=P_{Mea} - P_{pl} + G_a
5. This value is EIRP since the measurement is calibrated using an antenna of known gain (unit: dBi) and known input power.
6. ERP can be calculated from EIRP by subtracting the gain of the dipole, ERP = EIRP -2.15dB.

A.2.2 Measurement Results

Radiated emissions measurements were made only at the upper, middle, and lower carrier frequencies of the LTE Bands 2,4,5,7,12,17,66. It was decided that measurements at these three carrier frequencies would be sufficient to demonstrate compliance with emissions limits because it was seen that all the significant spurs occur well outside the band and no radiation was seen from a carrier in one block of the LTE Bands 2,4,5,7,12,17,66 into any of the other blocks. The equipment must still, however, meet emissions requirements with the carrier at all frequencies over which it is capable of operating and it is the manufacturer's responsibility to verify this.
Only worst case result is given below.

©Copyright. All rights reserved by SAICT.

LTE Band 2, 1.4MHz, QPSK, Channel 18607

Frequency(MHz)	P_{Mea}(dBm)	Path Loss	Antenna Gain(dBi)	Peak EIRP(dBm)	Limit(dBm)	Polarization
2960.80	-48.51	1.00	10.70	-36.66	-13.00	H
3700.00	-59.44	1.20	12.20	-48.44	-13.00	H
5550.50	-55.47	1.40	13.10	-43.77	-13.00	H
11978.50	-56.18	2.60	11.00	-47.78	-13.00	V
14728.50	-55.14	2.50	11.20	-46.44	-13.00	H
17868.50	-53.33	3.60	12.80	-44.13	-13.00	H

LTE Band 2, 1.4MHz, QPSK, Channel 18900

Frequency(MHz)	P_{Mea}(dBm)	Path Loss	Antenna Gain(dBi)	Peak EIRP(dBm)	Limit(dBm)	Polarization
2957.33	-46.38	1.00	10.70	-36.68	-13.00	V
3758.50	-59.16	1.10	12.20	-48.06	-13.00	H
5638.50	-54.32	1.30	13.10	-42.52	-13.00	H
12548.00	-58.91	2.40	13.80	-47.51	-13.00	H
14792.00	-55.55	2.50	11.20	-46.85	-13.00	H
17909.50	-53.26	3.60	12.80	-44.06	-13.00	H

LTE Band 2, 1.4MHz, QPSK, Channel 19193

Frequency(MHz)	P_{Mea}(dBm)	Path Loss	Antenna Gain(dBi)	Peak EIRP(dBm)	Limit(dBm)	Polarization
2931.73	-46.50	1.00	10.70	-36.80	-13.00	H
3817.50	-56.31	1.20	12.20	-45.31	-13.00	H
5726.50	-54.05	1.50	13.10	-42.45	-13.00	H
11033.00	-56.40	2.30	10.50	-48.20	-13.00	V
16335.50	-58.71	2.70	17.40	-44.01	-13.00	H
17909.00	-53.23	3.60	12.80	-44.03	-13.00	H

©Copyright. All rights reserved by SAICT.

LTE Band 2, 1.4MHz, 16QAM, Channel 18607

Frequency(MHz)	P_{Mea}(dBm)	Path Loss	Antenna Gain(dBi)	Peak EIRP(dBm)	Limit(dBm)	Polarization
2946.13	-48.81	1.00	10.70	-36.96	-13.00	V
3700.50	-59.36	1.20	12.20	-48.36	-13.00	H
5551.00	-56.83	1.40	13.10	-45.13	-13.00	H
12534.50	-59.22	2.40	13.80	-47.82	-13.00	V
14781.00	-54.73	2.50	11.20	-46.03	-13.00	H
17974.50	-53.60	3.20	12.80	-44.00	-13.00	H

LTE Band 2, 1.4MHz, 16QAM, Channel 18900

Frequency(MHz)	P_{Mea}(dBm)	Path Loss	Antenna Gain(dBi)	Peak EIRP(dBm)	Limit(dBm)	Polarization
2994.93	-45.20	1.00	10.70	-35.50	-13.00	H
3759.00	-58.96	1.10	12.20	-47.86	-13.00	H
5638.50	-55.56	1.30	13.10	-43.76	-13.00	H
12116.00	-57.79	2.70	12.60	-47.89	-13.00	V
14240.50	-56.12	2.50	11.90	-46.72	-13.00	H
17915.50	-52.86	3.20	12.80	-43.26	-13.00	H

LTE Band 2, 1.4MHz, 16QAM, Channel 19193

Frequency(MHz)	P_{Mea}(dBm)	Path Loss	Antenna Gain(dBi)	Peak EIRP(dBm)	Limit(dBm)	Polarization
2958.40	-46.10	1.00	10.70	-36.40	-13.00	H
3817.50	-56.08	1.20	12.20	-45.08	-13.00	H
5726.50	-54.26	1.50	13.10	-42.66	-13.00	H
11969.00	-56.25	2.60	11.00	-47.85	-13.00	V
14870.50	-54.91	2.70	11.20	-46.41	-13.00	V
17917.50	-53.12	3.20	12.80	-43.52	-13.00	H

©Copyright. All rights reserved by SAICT.

LTE Band 2, 1.4MHz, 64QAM, Channel 18607

Frequency(MHz)	P_{Mea}(dBm)	Path Loss	Antenna Gain(dBi)	Peak EIRP(dBm)	Limit(dBm)	Polarization
2967.47	-48.65	1.00	10.70	-36.80	-13.00	V
3700.50	-58.61	1.20	12.20	-47.61	-13.00	H
5550.50	-56.86	1.40	13.10	-45.16	-13.00	H
12070.00	-57.26	2.70	12.60	-47.36	-13.00	V
14216.00	-54.85	2.50	11.90	-45.45	-13.00	V
17786.50	-52.48	3.60	12.80	-43.28	-13.00	H

LTE Band 2, 1.4MHz, 64QAM, Channel 18900

Frequency(MHz)	P_{Mea}(dBm)	Path Loss	Antenna Gain(dBi)	Peak EIRP(dBm)	Limit(dBm)	Polarization
2983.73	-45.94	1.00	10.70	-36.24	-13.00	V
5639.00	-58.04	1.30	13.10	-46.24	-13.00	H
10445.50	-57.89	2.30	11.30	-48.89	-13.00	H
11978.50	-55.61	2.60	11.00	-47.21	-13.00	V
15013.50	-56.31	2.40	12.40	-46.31	-13.00	H
17898.50	-52.92	3.60	12.80	-43.72	-13.00	H

LTE Band 2, 1.4MHz, 64QAM, Channel 19193

Frequency(MHz)	P_{Mea}(dBm)	Path Loss	Antenna Gain(dBi)	Peak EIRP(dBm)	Limit(dBm)	Polarization
2993.33	-46.15	1.00	10.70	-36.45	-13.00	H
3817.50	-57.82	1.20	12.20	-46.82	-13.00	H
5726.50	-58.92	1.50	13.10	-47.32	-13.00	H
12267.50	-57.00	2.60	12.60	-47.00	-13.00	H
15005.00	-56.18	2.40	12.40	-46.18	-13.00	H
17880.00	-52.58	3.60	12.80	-43.38	-13.00	H

Note: The maximum value of expanded measurement uncertainty for this test item is U = 2.72dB(30MHz-3GHz)/3.60dB(3GHz-18GHz)/3.58dB(18GHz-40GHz), k = 2

©Copyright. All rights reserved by SAICT.

LTE Band 4, 1.4MHz QPSK, Channel 19957

Frequency(MHz)	P_{Mea}(dBm)	Path Loss	Antenna Gain(dBi)	Peak EIRP(dBm)	Limit(dBm)	Polarization
2974.93	-46.57	1.00	10.70	-36.87	-13.00	V
5130.50	-55.95	1.30	12.50	-44.75	-13.00	V
9884.50	-58.25	2.20	11.20	-49.25	-13.00	H
11977.00	-55.96	2.60	11.00	-47.56	-13.00	H
14825.00	-55.26	2.50	11.20	-46.56	-13.00	H
17952.50	-53.13	3.20	12.80	-43.53	-13.00	H

LTE Band 4, 1.4MHz, QPSK, Channel 20175

Frequency(MHz)	P_{Mea}(dBm)	Path Loss	Antenna Gain(dBi)	Peak EIRP(dBm)	Limit(dBm)	Polarization
2958.40	-46.80	1.00	10.70	-37.10	-13.00	V
5196.00	-56.85	1.60	12.50	-45.95	-13.00	V
10117.50	-58.78	2.00	11.30	-49.48	-13.00	H
11846.50	-56.48	2.50	11.00	-47.98	-13.00	H
14161.00	-56.01	2.50	11.90	-46.61	-13.00	H
17804.50	-53.27	3.60	12.80	-44.07	-13.00	H

LTE Band 4, 1.4MHz, QPSK, Channel 20393

Frequency(MHz)	P_{Mea}(dBm)	Path Loss	Antenna Gain(dBi)	Peak EIRP(dBm)	Limit(dBm)	Polarization
2955.73	-46.13	1.00	10.70	-36.43	-13.00	V
5261.50	-55.01	1.80	12.50	-44.31	-13.00	H
9936.00	-58.21	2.20	11.20	-49.21	-13.00	H
11808.00	-56.54	2.50	11.00	-48.04	-13.00	H
14371.00	-56.10	2.60	11.90	-46.80	-13.00	H
17881.00	-53.11	3.60	12.80	-43.91	-13.00	H

©Copyright. All rights reserved by SAICT.

LTE Band 4, 1.4MHz, 16QAM, Channel 19957

Frequency(MHz)	P_{Mea}(dBm)	Path Loss	Antenna Gain(dBi)	Peak EIRP(dBm)	Limit(dBm)	Polarization
2956.80	-46.65	1.00	10.70	-36.95	-13.00	H
5130.50	-56.18	1.30	12.50	-44.98	-13.00	V
10037.50	-58.15	2.20	11.30	-49.05	-13.00	H
12044.00	-57.72	2.70	12.60	-47.82	-13.00	V
14760.00	-55.25	2.50	11.20	-46.55	-13.00	V
17916.50	-53.80	3.20	12.80	-44.20	-13.00	H

LTE Band 4, 1.4MHz, 16QAM, Channel 20175

Frequency(MHz)	P_{Mea}(dBm)	Path Loss	Antenna Gain(dBi)	Peak EIRP(dBm)	Limit(dBm)	Polarization
2928.80	-46.61	1.00	10.70	-36.91	-13.00	H
5196.50	-58.31	1.60	12.50	-47.41	-13.00	H
10312.50	-58.16	2.10	11.30	-48.96	-13.00	H
12120.50	-57.89	2.70	12.60	-47.99	-13.00	V
14815.50	-55.19	2.50	11.20	-46.49	-13.00	H
17870.00	-52.88	3.60	12.80	-43.68	-13.00	H

LTE Band 4, 1.4MHz, 16QAM, Channel 20393

Frequency(MHz)	P_{Mea}(dBm)	Path Loss	Antenna Gain(dBi)	Peak EIRP(dBm)	Limit(dBm)	Polarization
2960.00	-46.83	1.00	10.70	-37.13	-13.00	V
5261.00	-56.42	1.80	12.50	-45.72	-13.00	H
10130.50	-58.68	2.00	11.30	-49.38	-13.00	H
11957.50	-55.03	2.60	11.00	-46.63	-13.00	V
14834.50	-54.92	2.70	11.20	-46.42	-13.00	V
17972.50	-53.71	3.20	12.80	-44.11	-13.00	H

©Copyright. All rights reserved by SAICT.

LTE Band 4, 1.4MHz, 64QAM, Channel 19957

Frequency(MHz)	P_{Mea}(dBm)	Path Loss	Antenna Gain(dBi)	Peak EIRP(dBm)	Limit(dBm)	Polarization
2959.73	-46.72	1.00	10.70	-37.02	-13.00	H
3420.50	-57.41	1.20	11.50	-47.11	-13.00	V
9920.50	-57.74	2.20	11.20	-48.74	-13.00	H
12012.00	-57.23	2.60	12.60	-47.23	-13.00	H
15038.00	-55.73	2.40	12.40	-45.73	-13.00	H
17801.00	-52.22	3.60	12.80	-43.02	-13.00	H

LTE Band 4, 1.4MHz, 64QAM, Channel 20175

Frequency(MHz)	P_{Mea}(dBm)	Path Loss	Antenna Gain(dBi)	Peak EIRP(dBm)	Limit(dBm)	Polarization
2966.13	-45.81	1.00	10.70	-36.11	-13.00	H
5196.00	-59.65	1.60	12.50	-48.75	-13.00	V
10050.50	-57.73	2.20	11.30	-48.63	-13.00	H
12227.50	-57.42	2.60	12.60	-47.42	-13.00	H
14313.50	-55.29	2.60	11.90	-45.99	-13.00	H
17906.50	-52.43	3.60	12.80	-43.23	-13.00	H

LTE Band 4, 1.4MHz, 64QAM, Channel 20393

Frequency(MHz)	P_{Mea}(dBm)	Path Loss	Antenna Gain(dBi)	Peak EIRP(dBm)	Limit(dBm)	Polarization
2978.13	-45.75	1.00	10.70	-36.05	-13.00	V
3508.00	-59.15	1.10	12.20	-48.05	-13.00	V
5261.50	-57.87	1.80	12.50	-47.17	-13.00	H
12069.00	-57.52	2.70	12.60	-47.62	-13.00	V
14277.50	-56.12	2.60	11.90	-46.82	-13.00	H
17908.50	-53.40	3.60	12.80	-44.20	-13.00	H

Note: The maximum value of expanded measurement uncertainty for this test item is U = 2.72dB(30MHz-3GHz)/3.60dB(3GHz-18GHz)/3.58dB(18GHz-40GHz), k = 2

©Copyright. All rights reserved by SAICT.

LTE Band 5, 1.4MHz, QPSK, Channel 20407

Frequency(MHz)	P_{Mea}(dBm)	Path Loss	Antenna Gain(dBi)	Peak ERP(dBm)	Limit(dBm)	Polarization
2945.07	-46.05	1.00	10.70	-38.50	-13.00	H
3297.00	-46.63	1.10	11.50	-38.38	-13.00	H
5415.50	-64.06	1.20	12.50	-54.91	-13.00	V
6551.50	-62.39	1.70	12.40	-53.84	-13.00	H
7843.50	-61.32	1.80	11.30	-53.97	-13.00	H
9639.00	-58.50	2.10	11.20	-51.55	-13.00	H

LTE Band 5, 1.4MHz, QPSK, Channel 20525

Frequency(MHz)	P_{Mea}(dBm)	Path Loss	Antenna Gain(dBi)	Peak ERP(dBm)	Limit(dBm)	Polarization
2973.87	-45.66	1.00	10.70	-38.11	-13.00	V
3344.00	-39.44	1.10	11.50	-31.19	-13.00	H
6193.00	-63.32	1.60	13.10	-53.97	-13.00	H
7124.00	-62.32	1.90	12.00	-54.37	-13.00	V
8221.50	-59.23	2.20	11.30	-52.28	-13.00	H
9588.00	-59.44	2.10	11.20	-52.49	-13.00	V

LTE Band 5, 1.4MHz, QPSK, Channel 20643

Frequency(MHz)	P_{Mea}(dBm)	Path Loss	Antenna Gain(dBi)	Peak ERP(dBm)	Limit(dBm)	Polarization
2960.27	-46.03	1.00	10.70	-38.48	-13.00	V
3391.50	-39.08	1.10	11.50	-30.83	-13.00	H
5516.50	-63.76	1.40	13.10	-54.21	-13.00	V
7008.50	-61.43	1.80	12.00	-53.38	-13.00	V
8530.00	-61.03	2.10	12.00	-53.28	-13.00	H
9935.50	-57.41	2.20	11.20	-50.56	-13.00	H

©Copyright. All rights reserved by SAICT.

LTE Band 5, 1.4MHz, 16QAM, Channel 20407

Frequency(MHz)	P_{Mea}(dBm)	Path Loss	Antenna Gain(dBi)	Peak ERP(dBm)	Limit(dBm)	Polarization
2938.67	-45.84	1.00	10.70	-38.29	-13.00	H
3296.50	-46.27	1.10	11.50	-38.02	-13.00	H
5171.50	-63.13	1.60	12.50	-54.38	-13.00	H
6155.50	-63.16	1.60	13.10	-53.81	-13.00	V
7919.00	-60.77	1.70	11.30	-53.32	-13.00	H
9901.00	-58.67	2.20	11.20	-51.82	-13.00	V

LTE Band 5, 1.4MHz, 16QAM, Channel 20525

Frequency(MHz)	P_{Mea}(dBm)	Path Loss	Antenna Gain(dBi)	Peak ERP(dBm)	Limit(dBm)	Polarization
2929.07	-45.92	1.00	10.70	-38.37	-13.00	H
3344.00	-41.08	1.10	11.50	-32.83	-13.00	H
5807.50	-64.02	1.50	13.10	-54.57	-13.00	V
6910.50	-62.50	1.80	12.40	-54.05	-13.00	V
8518.00	-60.33	2.10	12.00	-52.58	-13.00	H
9972.00	-58.33	2.20	11.20	-51.48	-13.00	H

LTE Band 5, 1.4MHz, 16QAM, Channel 20643

Frequency(MHz)	P_{Mea}(dBm)	Path Loss	Antenna Gain(dBi)	Peak ERP(dBm)	Limit(dBm)	Polarization
2932.80	-45.90	1.00	10.70	-38.35	-13.00	H
3391.00	-40.04	1.10	11.50	-31.79	-13.00	H
5373.00	-62.89	1.30	12.50	-53.84	-13.00	H
6616.00	-62.08	1.70	12.40	-53.53	-13.00	V
8378.00	-60.27	1.80	11.30	-52.92	-13.00	H
9998.50	-58.18	2.20	11.20	-51.33	-13.00	V

©Copyright. All rights reserved by SAICT.

LTE Band 5, 1.4MHz, 64QAM, Channel 20407

Frequency(MHz)	P_{Mea}(dBm)	Path Loss	Antenna Gain(dBi)	Peak ERP(dBm)	Limit(dBm)	Polarization
2946.67	-46.08	1.00	10.70	-38.53	-13.00	V
3297.00	-43.73	1.10	11.50	-35.48	-13.00	H
7504.50	-61.06	1.90	11.30	-53.81	-13.00	V
8352.00	-60.72	1.80	11.30	-53.37	-13.00	H
9040.50	-59.81	2.20	11.60	-52.56	-13.00	H
9655.50	-58.67	2.10	11.20	-51.72	-13.00	H

LTE Band 5, 1.4MHz, 64QAM, Channel 20525

Frequency(MHz)	P_{Mea}(dBm)	Path Loss	Antenna Gain(dBi)	Peak ERP(dBm)	Limit(dBm)	Polarization
2990.67	-46.36	1.00	10.70	-38.81	-13.00	V
3344.00	-39.02	1.10	11.50	-30.77	-13.00	H
7618.50	-60.82	1.80	11.30	-53.47	-13.00	V
8306.00	-60.69	1.90	11.30	-53.44	-13.00	H
9156.00	-59.99	2.10	11.60	-52.64	-13.00	H
9929.00	-57.97	2.20	11.20	-51.12	-13.00	V

LTE Band 5, 1.4MHz, 64QAM, Channel 20643

Frequency(MHz)	P_{Mea}(dBm)	Path Loss	Antenna Gain(dBi)	Peak ERP(dBm)	Limit(dBm)	Polarization
2957.33	-45.84	1.00	10.70	-38.29	-13.00	H
3391.00	-39.61	1.10	11.50	-31.36	-13.00	H
7859.50	-60.91	1.70	11.30	-53.46	-13.00	H
8521.00	-60.82	2.10	12.00	-53.07	-13.00	V
9194.50	-60.22	2.10	11.60	-52.87	-13.00	V
9911.00	-58.19	2.20	11.20	-51.34	-13.00	H

Note: The maximum value of expanded measurement uncertainty for this test item is U = 2.72dB(30MHz-3GHz)/3.60dB(3GHz-18GHz)/3.58dB(18GHz-40GHz), k = 2

©Copyright. All rights reserved by SAICT.

LTE Band 7, 5 MHz, QPSK, Channel 20775

Frequency(MHz)	P_{Mea}(dBm)	Path Loss	Antenna Gain(dBi)	Peak EIRP(dBm)	Limit(dBm)	Polarization
2892.27	-46.51	1.00	10.70	-36.81	-25.00	H
5000.50	-60.88	1.30	12.50	-49.68	-25.00	V
9987.00	-58.48	2.20	11.20	-49.48	-25.00	H
11970.00	-56.03	2.60	11.00	-47.63	-25.00	H
14831.00	-55.63	2.70	11.20	-47.13	-25.00	H
17915.50	-53.97	3.20	12.80	-44.37	-25.00	H

LTE Band 7, 5 MHz, QPSK, Channel 21100

Frequency(MHz)	P_{Mea}(dBm)	Path Loss	Antenna Gain(dBi)	Peak EIRP(dBm)	Limit(dBm)	Polarization
2965.87	-46.45	1.00	10.70	-36.75	-25.00	V
5065.50	-58.18	1.20	12.50	-46.88	-25.00	V
10042.00	-58.32	2.20	11.30	-49.22	-25.00	H
12008.50	-57.97	2.60	12.60	-47.97	-25.00	V
14377.50	-56.61	2.60	11.90	-47.31	-25.00	H
17870.50	-53.56	3.60	12.80	-44.36	-25.00	H

LTE Band 7, 5 MHz, QPSK, Channel 21425

Frequency(MHz)	P_{Mea}(dBm)	Path Loss	Antenna Gain(dBi)	Peak EIRP(dBm)	Limit(dBm)	Polarization
2980.80	-46.27	1.00	10.70	-36.57	-25.00	V
5130.50	-61.81	1.30	12.50	-50.61	-25.00	V
10306.50	-58.70	2.10	11.30	-49.50	-25.00	V
10817.50	-57.08	2.30	10.80	-48.58	-25.00	H
14327.50	-56.12	2.60	11.90	-46.82	-25.00	H
17813.00	-53.55	3.60	12.80	-44.35	-25.00	H

©Copyright. All rights reserved by SAICT.

LTE Band 7, 5 MHz, 16QAM, Channel 20775

Frequency(MHz)	P_{Mea}(dBm)	Path Loss	Antenna Gain(dBi)	Peak EIRP(dBm)	Limit(dBm)	Polarization
2978.67	-46.74	1.00	10.70	-37.04	-25.00	V
5000.50	-52.58	1.30	12.50	-41.38	-25.00	V
10001.50	-58.28	2.20	11.30	-49.18	-25.00	H
11805.00	-56.48	2.50	11.00	-47.98	-25.00	V
14324.00	-56.07	2.60	11.90	-46.77	-25.00	H
17801.50	-53.43	3.60	12.80	-44.23	-25.00	H

LTE Band 7, 5 MHz, 16QAM, Channel 21100

Frequency(MHz)	P_{Mea}(dBm)	Path Loss	Antenna Gain(dBi)	Peak EIRP(dBm)	Limit(dBm)	Polarization
2997.60	-46.60	1.00	10.70	-36.90	-25.00	H
5065.50	-54.63	1.20	12.50	-43.33	-25.00	V
10443.50	-57.45	2.30	11.30	-48.45	-25.00	H
11975.50	-55.90	2.60	11.00	-47.50	-25.00	V
15031.50	-56.48	2.40	12.40	-46.48	-25.00	H
17825.00	-53.26	3.60	12.80	-44.06	-25.00	H

LTE Band 7, 5 MHz, 16QAM, Channel 21425

Frequency(MHz)	P_{Mea}(dBm)	Path Loss	Antenna Gain(dBi)	Peak EIRP(dBm)	Limit(dBm)	Polarization
2959.20	-46.86	1.00	10.70	-37.16	-25.00	V
5130.50	-58.35	1.30	12.50	-47.15	-25.00	V
10398.50	-57.09	2.30	11.30	-48.09	-25.00	V
12485.00	-57.06	2.60	12.60	-47.06	-25.00	V
14814.50	-54.84	2.50	11.20	-46.14	-25.00	H
17913.50	-52.30	3.60	12.80	-43.10	-25.00	H

©Copyright. All rights reserved by SAICT.

LTE Band 7, 5 MHz, 64QAM, Channel 20775

Frequency(MHz)	P_{Mea}(dBm)	Path Loss	Antenna Gain(dBi)	Peak EIRP(dBm)	Limit(dBm)	Polarization
2976.00	-45.97	1.00	10.70	-36.27	-25.00	H
7501.00	-58.86	1.90	11.30	-49.46	-25.00	V
9956.50	-58.15	2.20	11.20	-49.15	-25.00	H
12026.50	-57.92	2.60	12.60	-47.92	-25.00	H
14625.00	-55.39	2.60	11.20	-46.79	-25.00	H
17782.00	-53.45	3.60	12.80	-44.25	-25.00	H

LTE Band 7, 5 MHz, 64QAM, Channel 21100

Frequency(MHz)	P_{Mea}(dBm)	Path Loss	Antenna Gain(dBi)	Peak EIRP(dBm)	Limit(dBm)	Polarization
2936.00	-46.53	1.00	10.70	-36.83	-25.00	H
5065.50	-59.00	1.20	12.50	-47.70	-25.00	V
10047.50	-58.27	2.20	11.30	-49.17	-25.00	V
11849.00	-56.48	2.50	11.00	-47.98	-25.00	V
14553.50	-55.52	2.60	11.20	-46.92	-25.00	V
17777.50	-53.77	3.60	12.80	-44.57	-25.00	H

LTE Band 7, 5 MHz, 64QAM, Channel 21425

Frequency(MHz)	P_{Mea}(dBm)	Path Loss	Antenna Gain(dBi)	Peak EIRP(dBm)	Limit(dBm)	Polarization
2959.20	-46.86	1.00	10.70	-37.16	-25.00	V
5130.50	-60.74	1.30	12.50	-49.54	-25.00	V
10128.50	-58.55	2.00	11.30	-49.25	-25.00	H
11947.50	-56.42	2.60	11.00	-48.02	-25.00	H
15030.00	-57.34	2.40	12.40	-47.34	-25.00	H
17912.00	-53.45	3.60	12.80	-44.25	-25.00	H

Note: The maximum value of expanded measurement uncertainty for this test item is U = 2.72dB(30MHz-3GHz)/3.60dB(3GHz-18GHz)/3.58dB(18GHz-40GHz), k = 2

©Copyright. All rights reserved by SAICT.

LTE Band 12, 1.4MHz, QPSK, Channel 23017

Frequency(MHz)	P_{Mea}(dBm)	Path Loss	Antenna Gain(dBi)	Peak ERP(dBm)	Limit(dBm)	Polarization
2963.47	-45.69	1.00	10.70	-38.14	-13.00	V
5148.50	-64.02	1.30	12.50	-54.97	-13.00	H
5844.50	-63.92	1.40	13.10	-54.37	-13.00	V
6926.00	-61.96	1.80	12.40	-53.51	-13.00	H
7796.00	-61.00	1.80	11.30	-53.65	-13.00	H
9251.00	-58.65	2.10	11.60	-51.30	-13.00	H

LTE Band 12, 1.4MHz, QPSK, Channel 23095

Frequency(MHz)	P_{Mea}(dBm)	Path Loss	Antenna Gain(dBi)	Peak ERP(dBm)	Limit(dBm)	Polarization
2983.47	-45.77	1.00	10.70	-38.22	-13.00	V
3915.00	-63.33	1.30	12.20	-54.58	-13.00	H
6154.50	-62.77	1.60	13.10	-53.42	-13.00	H
7109.50	-61.61	1.90	12.00	-53.66	-13.00	V
8541.00	-60.52	2.10	12.00	-52.77	-13.00	H
9786.50	-58.48	2.30	11.20	-51.73	-13.00	V

LTE Band 12, 1.4MHz, QPSK, Channel 23173

Frequency(MHz)	P_{Mea}(dBm)	Path Loss	Antenna Gain(dBi)	Peak ERP(dBm)	Limit(dBm)	Polarization
2954.40	-46.16	1.00	10.70	-38.61	-13.00	V
5134.50	-63.80	1.30	12.50	-54.75	-13.00	H
5863.50	-63.91	1.40	13.10	-54.36	-13.00	H
6975.00	-61.99	1.80	12.40	-53.54	-13.00	V
8545.00	-60.52	2.10	12.00	-52.77	-13.00	V
9854.50	-58.08	2.30	11.20	-51.33	-13.00	V

©Copyright. All rights reserved by SAICT.

LTE Band 12, 1.4MHz, 16QAM, Channel 23017

Frequency(MHz)	P_{Mea}(dBm)	Path Loss	Antenna Gain(dBi)	Peak ERP(dBm)	Limit(dBm)	Polarization
2968.53	-46.14	1.00	10.70	-38.59	-13.00	V
5921.00	-64.18	1.50	13.10	-54.73	-13.00	H
6828.50	-61.91	1.80	12.40	-53.46	-13.00	H
7658.00	-60.84	1.80	11.30	-53.49	-13.00	H
8726.50	-60.80	2.00	12.00	-52.95	-13.00	H
9928.50	-57.84	2.20	11.20	-50.99	-13.00	H

LTE Band 12, 1.4MHz 16QAM, Channel 23095

Frequency(MHz)	PMea(dBm)	Path Loss	Antenna Gain(dBi)	Peak ERP(dBm)	Limit(dBm)	Polarization
2925.07	-45.91	1.00	10.70	-38.36	-13.00	H
5358.00	-63.68	1.30	12.50	-54.63	-13.00	H
6105.00	-64.08	1.60	13.10	-54.73	-13.00	H
7123.50	-61.32	1.90	12.00	-53.37	-13.00	V
8273.00	-60.49	1.90	11.30	-53.24	-13.00	H
9513.00	-59.32	2.10	11.20	-52.37	-13.00	V

LTE Band 12, 1.4MHz, 16QAM, Channel 23173

Frequency(MHz)	PMea(dBm)	Path Loss	Antenna Gain(dBi)	Peak ERP(dBm)	Limit(dBm)	Polarization
2958.93	-46.51	1.00	10.70	-38.96	-13.00	V
5381.00	-63.45	1.20	12.50	-54.30	-13.00	H
6331.50	-63.31	1.60	13.10	-53.96	-13.00	H
7266.00	-62.37	1.90	12.00	-54.42	-13.00	H
8587.50	-60.70	2.00	12.00	-52.85	-13.00	H
9387.00	-60.50	2.10	11.60	-53.15	-13.00	H

©Copyright. All rights reserved by SAICT.

LTE Band 12, 1.4MHz, 64QAM, Channel 23017

Frequency(MHz)	P_{Mea}(dBm)	Path Loss	Antenna Gain(dBi)	Peak ERP(dBm)	Limit(dBm)	Polarization
2933.60	-46.13	1.00	10.70	-38.58	-13.00	H
6368.00	-64.02	1.60	13.10	-54.67	-13.00	H
6977.00	-62.58	1.80	12.40	-54.13	-13.00	V
7668.00	-61.05	1.80	11.30	-53.70	-13.00	V
8315.00	-60.43	1.90	11.30	-53.18	-13.00	H
8666.00	-61.18	2.00	12.00	-53.33	-13.00	H

LTE Band 12, 1.4MHz 64QAM, Channel 23095

Frequency(MHz)	PMea(dBm)	Path Loss	Antenna Gain(dBi)	Peak ERP(dBm)	Limit(dBm)	Polarization
2949.60	-45.87	1.00	10.70	-38.32	-13.00	V
5384.00	-64.79	1.20	12.50	-55.64	-13.00	V
6234.50	-64.28	1.60	13.10	-54.93	-13.00	H
7320.00	-62.31	1.70	12.00	-54.16	-13.00	H
8463.00	-60.04	1.80	11.30	-52.69	-13.00	H
9898.00	-58.58	2.20	11.20	-51.73	-13.00	V

LTE Band 12, 1.4MHz, 64QAM, Channel 23173

Frequency(MHz)	PMea(dBm)	Path Loss	Antenna Gain(dBi)	Peak ERP(dBm)	Limit(dBm)	Polarization
2986.40	-46.13	1.00	10.70	-38.58	-13.00	H
6136.00	-64.29	1.60	13.10	-54.94	-13.00	H
6887.00	-62.50	1.80	12.40	-54.05	-13.00	H
7762.00	-61.27	1.80	11.30	-53.92	-13.00	H
8461.00	-59.19	1.80	11.30	-51.84	-13.00	V
9699.50	-59.23	2.20	11.20	-52.38	-13.00	H

Note: The maximum value of expanded measurement uncertainty for this test item is U = 2.72dB(30MHz-3GHz)/3.60dB(3GHz-18GHz)/3.58dB(18GHz-40GHz), k = 2

©Copyright. All rights reserved by SAICT.

LTE Band 17, 5MHz, QPSK, Channel 23755

Frequency(MHz)	P_{Mea}(dBm)	Path Loss	Antenna Gain(dBi)	Peak ERP(dBm)	Limit(dBm)	Polarization
2950.13	-46.03	1.00	10.70	-38.48	-13.00	H
5532.50	-63.84	1.40	13.10	-54.29	-13.00	H
6353.00	-63.25	1.60	13.10	-53.90	-13.00	H
7529.00	-61.29	1.90	11.30	-54.04	-13.00	H
8523.00	-60.60	2.10	12.00	-52.85	-13.00	V
9698.00	-58.01	2.20	11.20	-51.16	-13.00	H

LTE Band 17, 5MHz, QPSK, Channel 23790

Frequency(MHz)	P_{Mea}(dBm)	Path Loss	Antenna Gain(dBi)	Peak ERP(dBm)	Limit(dBm)	Polarization
2846.93	-46.12	1.00	10.70	-38.57	-13.00	V
5496.00	-64.12	1.40	12.50	-55.17	-13.00	V
6277.00	-63.67	1.60	13.10	-54.32	-13.00	H
7384.00	-61.64	1.70	12.00	-53.49	-13.00	H
8624.50	-60.15	2.00	12.00	-52.30	-13.00	H
9625.50	-59.41	2.10	11.20	-52.46	-13.00	H

LTE Band 17, 5MHz, QPSK, Channel 23825

Frequency(MHz)	P_{Mea}(dBm)	Path Loss	Antenna Gain(dBi)	Peak ERP(dBm)	Limit(dBm)	Polarization
2962.67	-46.29	1.00	10.70	-38.74	-13.00	V
5903.50	-64.26	1.50	13.10	-54.81	-13.00	V
6669.50	-62.01	1.80	12.40	-53.56	-13.00	V
7605.50	-61.06	1.80	11.30	-53.71	-13.00	H
8629.00	-60.38	2.00	12.00	-52.53	-13.00	H
9855.00	-58.22	2.30	11.20	-51.47	-13.00	V

©Copyright. All rights reserved by SAICT.

LTE Band 17, 5MHz, 16QAM, Channel 23755

Frequency(MHz)	P_{Mea}(dBm)	Path Loss	Antenna Gain(dBi)	Peak ERP(dBm)	Limit(dBm)	Polarization
2939.47	-46.26	1.00	10.70	-38.71	-13.00	H
3942.00	-64.02	1.30	12.20	-55.27	-13.00	V
5292.00	-63.94	1.60	12.50	-55.19	-13.00	H
6767.50	-61.50	1.60	12.40	-52.85	-13.00	V
8603.50	-60.52	2.00	12.00	-52.67	-13.00	H
9709.50	-58.97	2.20	11.20	-52.12	-13.00	V

LTE Band 17, 5MHz 16QAM, Channel 23790

Frequency(MHz)	PMea(dBm)	Path Loss	Antenna Gain(dBi)	Peak ERP(dBm)	Limit(dBm)	Polarization
2956.80	-46.53	1.00	10.70	-38.98	-13.00	H
4387.50	-64.40	1.30	12.40	-55.45	-13.00	V
5871.00	-63.73	1.40	13.10	-54.18	-13.00	H
6886.00	-61.88	1.80	12.40	-53.43	-13.00	V
8701.50	-59.75	2.00	12.00	-51.90	-13.00	V
9995.50	-57.43	2.20	11.20	-50.58	-13.00	H

LTE Band 17, 5MHz, 16QAM, Channel 23825

Frequency(MHz)	PMea(dBm)	Path Loss	Antenna Gain(dBi)	Peak ERP(dBm)	Limit(dBm)	Polarization
2942.40	-46.26	1.00	10.70	-38.71	-13.00	V
4761.50	-64.28	1.30	12.50	-55.23	-13.00	V
5840.00	-63.60	1.40	13.10	-54.05	-13.00	H
6978.00	-61.95	1.80	12.40	-53.50	-13.00	V
8255.00	-60.24	1.90	11.30	-52.99	-13.00	H
9849.00	-57.92	2.30	11.20	-51.17	-13.00	H

©Copyright. All rights reserved by SAICT.

LTE Band 17, 5MHz, 64QAM, Channel 23755

Frequency(MHz)	P_{Mea}(dBm)	Path Loss	Antenna Gain(dBi)	Peak ERP(dBm)	Limit(dBm)	Polarization
2950.13	-46.20	1.00	10.70	-38.65	-13.00	H
5107.00	-64.32	1.20	12.50	-55.17	-13.00	V
5896.50	-63.88	1.50	13.10	-54.43	-13.00	H
6979.50	-62.10	1.80	12.40	-53.65	-13.00	V
8599.50	-61.64	2.00	12.00	-53.79	-13.00	H
9851.00	-58.40	2.30	11.20	-51.65	-13.00	H

LTE Band 17, 5MHz 64QAM, Channel 23790

Frequency(MHz)	PMea(dBm)	Path Loss	Antenna Gain(dBi)	Peak ERP(dBm)	Limit(dBm)	Polarization
2956.80	-45.49	1.00	10.70	-37.94	-13.00	H
4563.50	-64.30	1.30	12.50	-55.25	-13.00	H
5739.00	-64.63	1.50	13.10	-55.18	-13.00	V
6922.00	-62.08	1.80	12.40	-53.63	-13.00	H
8566.50	-60.49	2.10	12.00	-52.74	-13.00	H
9938.50	-58.22	2.20	11.20	-51.37	-13.00	H

LTE Band 17, 5MHz, 64QAM, Channel 23825

Frequency(MHz)	PMea(dBm)	Path Loss	Antenna Gain(dBi)	Peak ERP(dBm)	Limit(dBm)	Polarization
2949.60	-45.87	1.00	10.70	-38.32	-13.00	V
5171.00	-63.35	1.60	12.50	-54.60	-13.00	V
6201.50	-63.23	1.60	13.10	-53.88	-13.00	V
7105.50	-61.85	1.90	12.00	-53.90	-13.00	H
8228.00	-60.67	2.20	11.30	-53.72	-13.00	H
9870.50	-59.09	2.20	11.20	-52.24	-13.00	H

Note: The maximum value of expanded measurement uncertainty for this test item is U = 2.72dB(30MHz-3GHz)/3.60dB(3GHz-18GHz)/3.58dB(18GHz-40GHz), k = 2

©Copyright. All rights reserved by SAICT.

LTE Band 66, 1.4MHz QPSK, Channel 131979

Frequency(MHz)	P_{Mea}(dBm)	Path Loss	Antenna Gain(dBi)	Peak EIRP(dBm)	Limit(dBm)	Polarization
2961.33	-46.04	1.00	10.70	-36.34	-13.00	H
5130.50	-57.14	1.30	12.50	-45.94	-13.00	V
10098.00	-58.18	2.00	11.30	-48.88	-13.00	H
11974.50	-56.10	2.60	11.00	-47.70	-13.00	V
14839.00	-54.86	2.70	11.20	-46.36	-13.00	H
17857.00	-52.63	3.60	12.80	-43.43	-13.00	H

LTE Band 66, 1.4MHz, QPSK, Channel 132322

Frequency(MHz)	P_{Mea}(dBm)	Path Loss	Antenna Gain(dBi)	Peak EIRP(dBm)	Limit(dBm)	Polarization
2718.93	-46.53	1.00	10.70	-36.83	-13.00	H
5233.50	-54.61	1.80	12.50	-43.91	-13.00	H
10344.50	-58.27	2.10	11.30	-49.07	-13.00	V
12039.00	-57.87	2.70	12.60	-47.97	-13.00	H
14741.00	-55.29	2.50	11.20	-46.59	-13.00	H
17906.00	-52.86	3.60	12.80	-43.66	-13.00	H

LTE Band 66, 1.4MHz, QPSK, Channel 132665

Frequency(MHz)	P_{Mea}(dBm)	Path Loss	Antenna Gain(dBi)	Peak EIRP(dBm)	Limit(dBm)	Polarization
2970.13	-46.16	1.00	10.70	-36.46	-13.00	V
5336.50	-58.51	1.30	12.50	-47.31	-13.00	H
9987.50	-57.48	2.20	11.20	-48.48	-13.00	H
12418.50	-57.22	2.60	12.60	-47.22	-13.00	V
14316.50	-55.18	2.60	11.90	-45.88	-13.00	H
17792.00	-53.02	3.60	12.80	-43.82	-13.00	H

©Copyright. All rights reserved by SAICT.

LTE Band 66, 1.4MHz, 16QAM, Channel 131979

Frequency(MHz)	P_{Mea}(dBm)	Path Loss	Antenna Gain(dBi)	Peak EIRP(dBm)	Limit(dBm)	Polarization
2965.33	-46.73	1.00	10.70	-37.03	-13.00	V
5130.50	-56.27	1.30	12.50	-45.07	-13.00	H
10186.50	-58.06	2.20	11.30	-48.96	-13.00	H
12165.50	-57.54	2.60	12.60	-47.54	-13.00	V
14315.50	-55.42	2.60	11.90	-46.12	-13.00	H
17913.50	-52.69	3.60	12.80	-43.49	-13.00	H

LTE Band 66, 1.4MHz, 16QAM, Channel 132322

Frequency(MHz)	P_{Mea}(dBm)	Path Loss	Antenna Gain(dBi)	Peak EIRP(dBm)	Limit(dBm)	Polarization
2964.80	-46.39	1.00	10.70	-36.69	-13.00	V
5233.50	-53.25	1.80	12.50	-42.55	-13.00	H
9901.00	-58.26	2.20	11.20	-49.26	-13.00	H
12216.50	-58.19	2.60	12.60	-48.19	-13.00	H
14215.00	-55.97	2.50	11.90	-46.57	-13.00	H
17778.00	-52.84	3.60	12.80	-43.64	-13.00	H

LTE Band 66, 1.4MHz, 16QAM, Channel 132665

Frequency(MHz)	P_{Mea}(dBm)	Path Loss	Antenna Gain(dBi)	Peak EIRP(dBm)	Limit(dBm)	Polarization
2970.13	-46.14	1.00	10.70	-36.44	-13.00	V
5336.50	-57.30	1.30	12.50	-46.10	-13.00	V
9962.00	-58.01	2.20	11.20	-49.01	-13.00	H
12128.50	-57.66	2.70	12.60	-47.76	-13.00	H
14774.50	-55.12	2.50	11.20	-46.42	-13.00	V
17881.00	-52.61	3.60	12.80	-43.41	-13.00	H

©Copyright. All rights reserved by SAICT.

LTE Band 66, 1.4MHz, 64QAM, Channel 131979

Frequency(MHz)	P_{Mea}(dBm)	Path Loss	Antenna Gain(dBi)	Peak EIRP(dBm)	Limit(dBm)	Polarization
2955.20	-45.51	1.00	10.70	-35.81	-13.00	H
3420.50	-58.60	1.20	11.50	-48.30	-13.00	V
5130.50	-60.42	1.30	12.50	-49.22	-13.00	V
11918.00	-56.45	2.60	11.00	-48.05	-13.00	V
14993.00	-55.30	2.40	11.20	-46.50	-13.00	H
17753.00	-53.34	3.60	12.80	-44.14	-13.00	H

LTE Band 66, 1.4MHz, 64QAM, Channel 132322

Frequency(MHz)	P_{Mea}(dBm)	Path Loss	Antenna Gain(dBi)	Peak EIRP(dBm)	Limit(dBm)	Polarization
2961.07	-46.79	1.00	10.70	-37.09	-13.00	H
3489.00	-60.95	1.10	11.50	-50.55	-13.00	V
10095.50	-58.91	2.00	11.30	-49.61	-13.00	V
12457.00	-57.96	2.60	12.60	-47.96	-13.00	H
14808.00	-54.94	2.50	11.20	-46.24	-13.00	V
17818.00	-53.48	3.60	12.80	-44.28	-13.00	H

LTE Band 66, 1.4MHz, 64QAM, Channel 132665

Frequency(MHz)	P_{Mea}(dBm)	Path Loss	Antenna Gain(dBi)	Peak EIRP(dBm)	Limit(dBm)	Polarization
2997.07	-46.36	1.00	10.70	-36.66	-13.00	H
3557.50	-59.95	1.20	12.20	-48.95	-13.00	V
5336.50	-58.28	1.30	12.50	-47.08	-13.00	V
11905.50	-56.32	2.50	11.00	-47.82	-13.00	V
14877.50	-55.57	2.70	11.20	-47.07	-13.00	H
17749.00	-53.59	3.60	12.80	-44.39	-13.00	H

Note: The maximum value of expanded measurement uncertainty for this test item is U = 2.72dB(30MHz-3GHz)/3.60dB(3GHz-18GHz)/3.58dB(18GHz-40GHz), k = 2

©Copyright. All rights reserved by SAICT.

A.3 FREQUENCY STABILITY

Reference

FCC: CFR Part 2.1055, 22.355, 24.235, 27.54.

A.3.1 Method of Measurement

In order to measure the carrier frequency under the condition of AFC lock, it is necessary to make measurements with the EUT in a “call mode”. This is accomplished with the use of R&S CMW500 DIGITAL RADIO COMMUNICATION TESTER.

1. Measure the carrier frequency at room temperature.
2. Subject the EUT to overnight soak at -10℃.
3. With the EUT, powered via nominal voltage, connected to the CMW500 and in a simulated call on middle channel, measure the carrier frequency. These measurements should be made within 2 minutes of Powering up the EUT, to prevent significant self-warming.
4. Repeat the above measurements at 10℃ increments from -10℃ to +50℃. Allow at least 1.5 hours at each temperature, unpowered, before making measurements.
5. Re-measure carrier frequency at room temperature with nominal voltage. Vary supply voltage from minimum voltage to maximum voltage, in 0.1Volt increments re-measuring carrier frequency at each voltage. Pause at nominal voltage for 1.5 hours unpowered, to allow any self-heating to stabilize, before continuing.
6. Subject the EUT to overnight soak at +50℃.
7. With the EUT, powered via nominal voltage, connected to the CMW500 and in a simulated call on the centre channel, measure the carrier frequency. These measurements should be made within 2 minutes of Powering up the EUT, to prevent significant self-warming.
8. Repeat the above measurements at 10 ℃ increments from +50℃ to -10℃. Allow at least 1.5 hours at each temperature, unpowered, before making measurements.
9. At all temperature levels hold the temperature to +/- 0.5℃ during the measurement procedure.

A.3.2 Measurement Limit

According to the JTC standard the frequency stability of the carrier shall be accurate to within 0.1 ppm of the received frequency from the base station. This accuracy is sufficient to meet Sec. 24.235, Frequency Stability. The frequency stability shall be sufficient to ensure that the fundamental emission stays within the authorized frequency block. As this transceiver is considered "Hand carried, battery powered equipment" Section 2.1055(d) (2) applies. This requires that the lower voltage for frequency stability testing be specified by the manufacturer. This transceiver is specified to operate with an input voltage of between 3.6V and 4.4V, with a nominal voltage of 3.85V. Operation above or below these voltage limits is prohibited by transceiver software in order to prevent improper operation as well as to protect components from overstress. These voltages represent a tolerance from -5.4% to 10.8%. For the purposes of measuring frequency stability these voltage limits are to be used.

©Copyright. All rights reserved by SAICT.

A.3.3 Measurement results

LTE Band 2, 1.4MHz bandwidth (worst case of all bandwidths)

Frequency Error vs Voltage

Voltage (V)	Frequency error (Hz)			Frequency error (ppm)		
	QPSK	16QAM	64QAM	QPSK	16QAM	64QAM
3.6	12	21	13	0.006	0.011	0.007
3.85	24	7	26	0.013	0.004	0.014
4.4	9	11	15	0.005	0.006	0.008

Frequency Error vs Temperature

Temperature (℃)	Frequency error (Hz)			Frequency error (ppm)		
	QPSK	16QAM	64QAM	QPSK	16QAM	64QAM
-10	21	13	23	0.011	0.007	0.012
0	31	15	12	0.016	0.008	0.006
10	15	22	17	0.008	0.012	0.009
20	14	25	14	0.007	0.013	0.007
30	18	28	11	0.010	0.015	0.006
40	21	17	8	0.011	0.009	0.004
50	9	14	16	0.005	0.007	0.009

Expanded measurement uncertainty is 10 Hz, k = 2

LTE Band 4, 1.4MHz bandwidth (worst case of all bandwidths)

Frequency Error vs Voltage

Voltage (V)	Frequency error (Hz)			Frequency error (ppm)		
	QPSK	16QAM	64QAM	QPSK	16QAM	64QAM
3.6	21	8	13	0.012	0.005	0.008
3.85	14	15	8	0.008	0.009	0.005
4.4	8	11	6	0.005	0.006	0.003

Frequency Error vs Temperature

Temperature (℃)	Frequency error (Hz)			Frequency error (ppm)		
	QPSK	16QAM	64QAM	QPSK	16QAM	64QAM
-10	17	8	21	0.010	0.005	0.012
0	14	4	14	0.008	0.002	0.008
10	5	7	17	0.003	0.004	0.010
20	18	11	15	0.010	0.006	0.009
30	16	5	22	0.009	0.003	0.013
40	21	6	13	0.012	0.003	0.008
50	9	13	6	0.005	0.008	0.003

Expanded measurement uncertainty is 10Hz, k = 2

©Copyright. All rights reserved by SAICT.

LTE Band 5, 1.4MHz bandwidth (worst case of all bandwidths)

Frequency Error vs Voltage

Voltage (V)	Frequency error (Hz)			Frequency error (ppm)		
	QPSK	16QAM	64QAM	QPSK	16QAM	64QAM
3.6	16	15	21	0.019	0.018	0.025
3.85	21	13	24	0.025	0.016	0.029
4.4	17	18	17	0.020	0.022	0.020

Frequency Error vs Temperature

Temperature (℃)	Frequency error (Hz)			Frequency error (ppm)		
	QPSK	16QAM	64QAM	QPSK	16QAM	64QAM
-10	19	21	22	0.023	0.025	0.026
0	15	18	12	0.018	0.022	0.014
10	12	17	15	0.014	0.020	0.018
20	11	5	24	0.013	0.006	0.029
30	14	14	17	0.017	0.017	0.020
40	16	19	23	0.019	0.023	0.027
50	13	11	36	0.016	0.013	0.043

Expanded measurement uncertainty is 10Hz, k = 2

LTE Band 7, 5MHz bandwidth (worst case of all bandwidths)

Frequency Error vs Voltage

Voltage (V)	Frequency error (Hz)			Frequency error (ppm)		
	QPSK	16QAM	64QAM	QPSK	16QAM	64QAM
3.6	33	41	26	0.013	0.016	0.010
3.85	26	15	42	0.010	0.006	0.017
4.4	38	37	38	0.015	0.015	0.015

Frequency Error vs Temperature

Temperature (℃)	Frequency error (Hz)			Frequency error (ppm)		
	QPSK	16QAM	64QAM	QPSK	16QAM	64QAM
-10	33	26	28	0.013	0.010	0.011
0	26	34	36	0.010	0.013	0.014
10	15	38	34	0.006	0.015	0.013
20	28	16	15	0.011	0.006	0.006
30	27	29	32	0.011	0.011	0.013
40	31	27	42	0.012	0.011	0.017
50	25	18	33	0.010	0.007	0.013

Expanded measurement uncertainty is 10 Hz, k = 2

©Copyright. All rights reserved by SAICT.

LTE Band 12, 1.4MHz bandwidth (worst case of all bandwidths)

Frequency Error vs Voltage

Voltage (V)	Frequency error (Hz)			Frequency error (ppm)		
	QPSK	16QAM	64QAM	QPSK	16QAM	64QAM
3.6	32	26	26	0.045	0.037	0.037
3.85	15	29	35	0.021	0.041	0.049
4.4	18	31	22	0.025	0.044	0.031

Frequency Error vs Temperature

Temperature (℃)	Frequency error (Hz)			Frequency error (ppm)		
	QPSK	16QAM	64QAM	QPSK	16QAM	64QAM
-10	26	9	12	0.037	0.013	0.017
0	18	36	32	0.025	0.051	0.045
10	15	25	26	0.021	0.035	0.037
20	24	42	41	0.034	0.059	0.058
30	34	15	11	0.048	0.021	0.016
40	15	18	24	0.021	0.025	0.034
50	18	31	27	0.025	0.044	0.038

Expanded measurement uncertainty is 10Hz, k = 2

LTE Band 17, 5MHz bandwidth (worst case of all bandwidths)

Frequency Error vs Voltage

Voltage (V)	Frequency error (Hz)			Frequency error (ppm)		
	QPSK	16QAM	64QAM	QPSK	16QAM	64QAM
3.6	26	13	16	0.033	0.017	0.020
3.85	8	15	5	0.010	0.019	0.006
4.4	1	8	17	0.001	0.010	0.022

Frequency Error vs Temperature

Temperature (℃)	Frequency error (Hz)			Frequency error (ppm)		
	QPSK	16QAM	64QAM	QPSK	16QAM	64QAM
-10	26	33	37	0.033	0.042	0.047
0	13	26	36	0.017	0.033	0.046
10	13	29	45	0.017	0.037	0.058
20	22	26	44	0.028	0.033	0.056
30	24	14	23	0.031	0.018	0.029
40	23	22	38	0.029	0.028	0.049
50	35	26	35	0.045	0.033	0.045

Expanded measurement uncertainty is 10Hz, k = 2

©Copyright. All rights reserved by SAICT.

LTE Band 66, 1.4MHz bandwidth (worst case of all bandwidths)

Frequency Error vs Voltage

Voltage (V)	Frequency error (Hz)			Frequency error (ppm)		
	QPSK	16QAM	64QAM	QPSK	16QAM	64QAM
3.6	26	23	9	0.015	0.013	0.005
3.85	22	16	22	0.013	0.009	0.013
4.4	19	8	15	0.011	0.005	0.009

Frequency Error vs Temperature

Temperature (℃)	Frequency error (Hz)			Frequency error (ppm)		
	QPSK	16QAM	64QAM	QPSK	16QAM	64QAM
-10	21	17	23	0.012	0.010	0.013
0	9	16	18	0.005	0.009	0.010
10	17	21	15	0.010	0.012	0.009
20	26	26	14	0.015	0.015	0.008
30	35	18	22	0.020	0.010	0.013
40	28	31	9	0.016	0.018	0.005
50	27	12	7	0.015	0.007	0.004

Expanded measurement uncertainty is 10Hz, k = 2

©Copyright. All rights reserved by SAICT.

A.4 OCCUPIED BANDWIDTH

Reference

FCC: CFR Part 2.1049, 22.917, 24.238, 27.53.

A.4.1 Occupied Bandwidth Results

Occupied bandwidth measurements are only provided for selected frequencies in order to reduce the amount of submitted data. Data were taken at the extreme and mid frequencies of the US Cellular/PCS frequency bands. The table below lists the measured 99% BW. Spectrum analyzer plots are included on the following pages.

a) The spectrum analyzer center frequency is set to the nominal EUT channel center frequency. The frequency span for the spectrum analyzer shall be set wide enough to capture all modulation products including the emission skirts (i.e., two to five times the OBW).

b) The nominal IF filter bandwidth (3 dB RBW) shall be in the range of 1 to 5 % of the anticipated OBW, and the VBW shall be at least 3 times the RBW.

c) Set the reference level of the instrument as required to keep the signal from exceeding the maximum input mixer level for linear operation. In general, the peak of the spectral envelope must be at least 10log (OBW / RBW) below the reference level.

d) Set the detection mode to peak, and the trace mode to max hold.

e) Use the 99 % power bandwidth function of the spectrum analyzer and report the measured bandwidth.

LTE band 2, 1.4MHz (99% BW)

Frequency(MHz)	Occupied Bandwidth (99% BW)(kHz)		
1880.0	QPSK	16QAM	64QAM
	1097.76	1089.74	1089.74

LTE band 2, 1.4MHz Bandwidth, QPSK (99% BW)

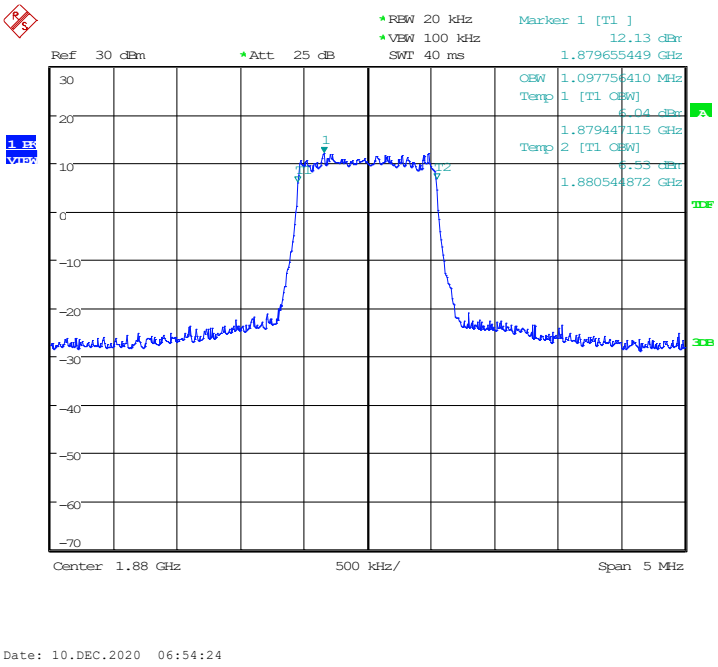

LTE band 2, 1.4MHz Bandwidth, 16QAM (99% BW)

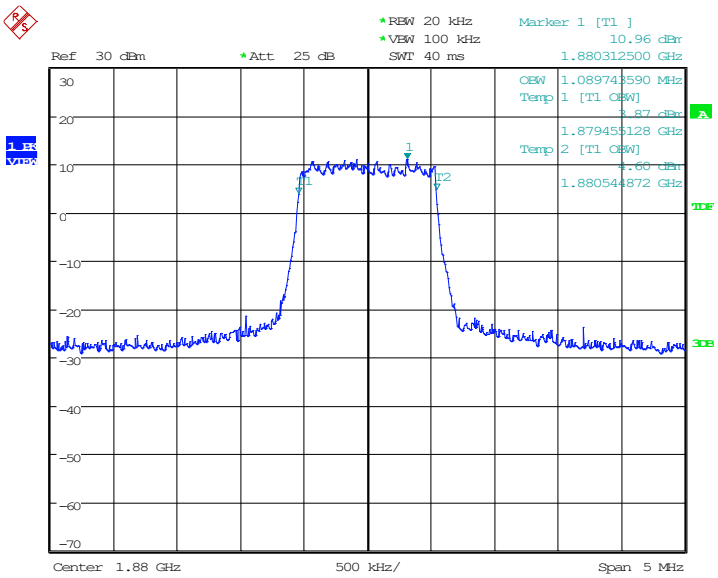

Date: 10.DEC.2020 06:54:37

LTE band 2, 1.4MHz Bandwidth, 64QAM (99% BW)

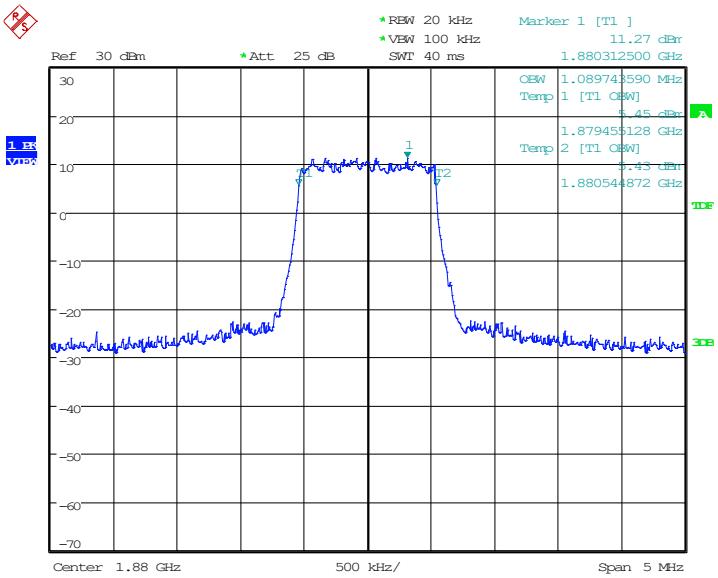

Date: 10.DEC.2020 10:44:40

©Copyright. All rights reserved by SAICT.

LTE band 2, 3MHz (99% BW)

Frequency(MHz)	Occupied Bandwidth (99% BW)(kHz)		
1880.0	QPSK	16QAM	64QAM
	2692.31	2692.31	2692.31

LTE band 2, 3MHz Bandwidth, QPSK (99% BW)

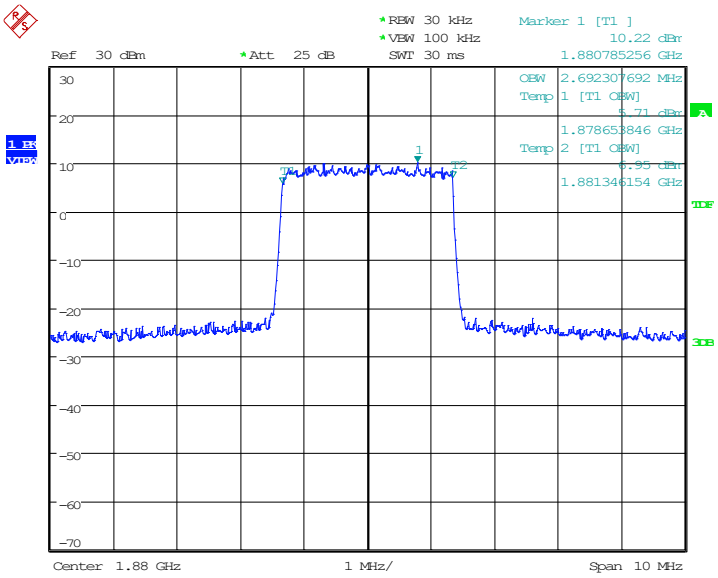

Date: 10.DEC.2020 06:56:41

LTE band 2, 3MHz Bandwidth, 16QAM (99% BW)

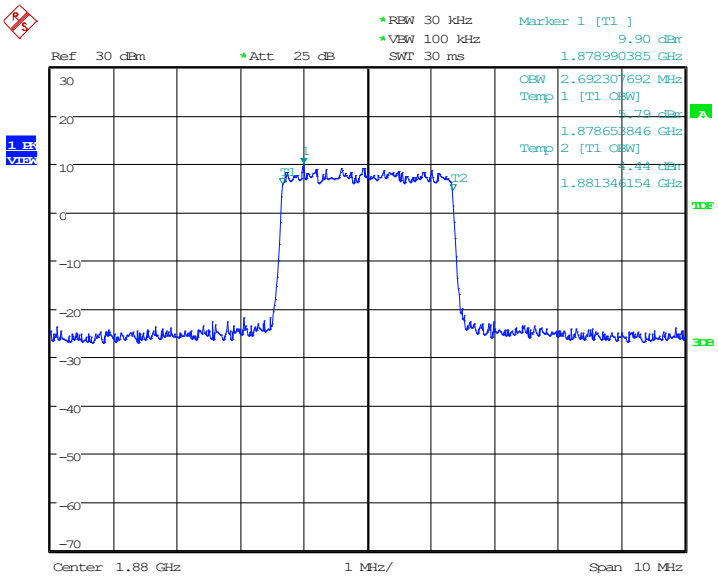

Date: 10.DEC.2020 06:56:55

©Copyright. All rights reserved by SAICT.

LTE band 2, 3MHz Bandwidth, 64QAM (99% BW)

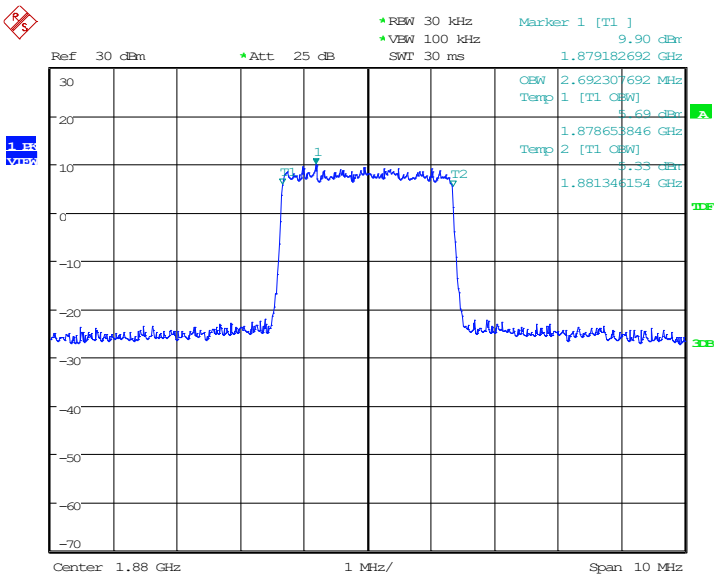

Date: 10.DEC.2020 10:46:28

©Copyright. All rights reserved by SAICT.

LTE band 2, 5MHz (99% BW)

Frequency(MHz)	Occupied Bandwidth (99% BW)(kHz)		
1880.0	QPSK	16QAM	64QAM
	4471.15	4471.15	4471.15

LTE band 2, 5MHz Bandwidth, QPSK (99% BW)

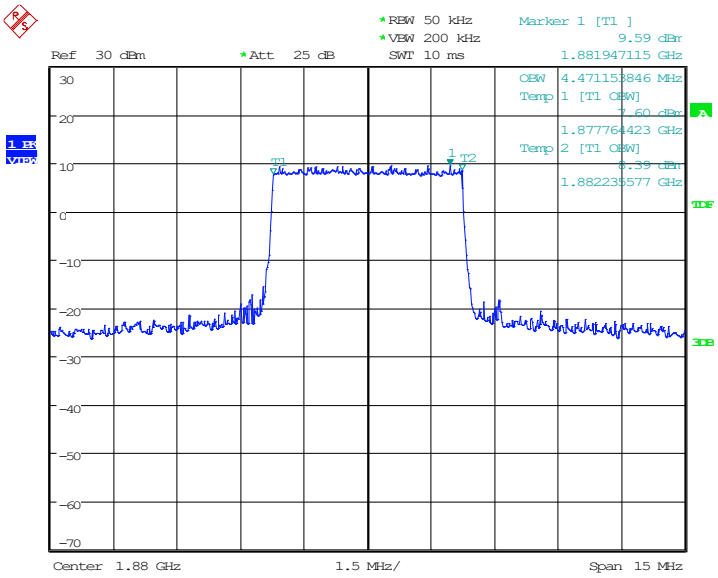

Date: 10.DEC.2020 06:58:59

LTE band 2, 5MHz Bandwidth,16QAM (99% BW)

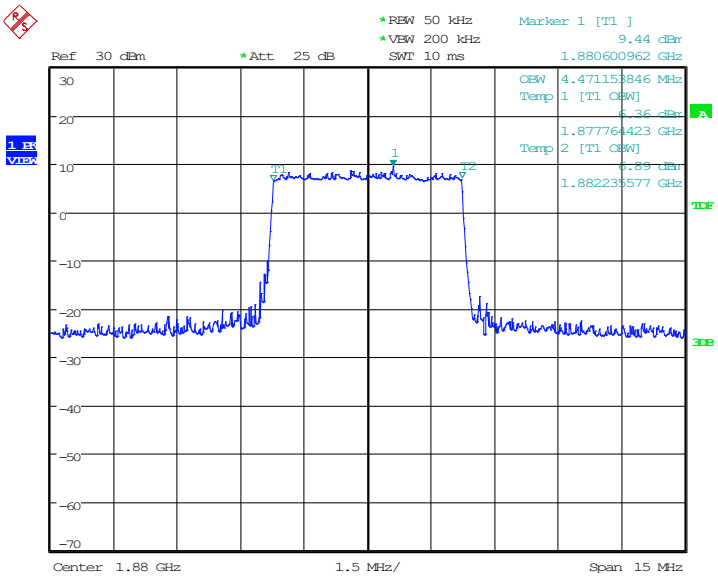

Date: 10.DEC.2020 06:59:13

©Copyright. All rights reserved by SAICT.

LTE band 2, 5MHz Bandwidth,64QAM (99% BW)

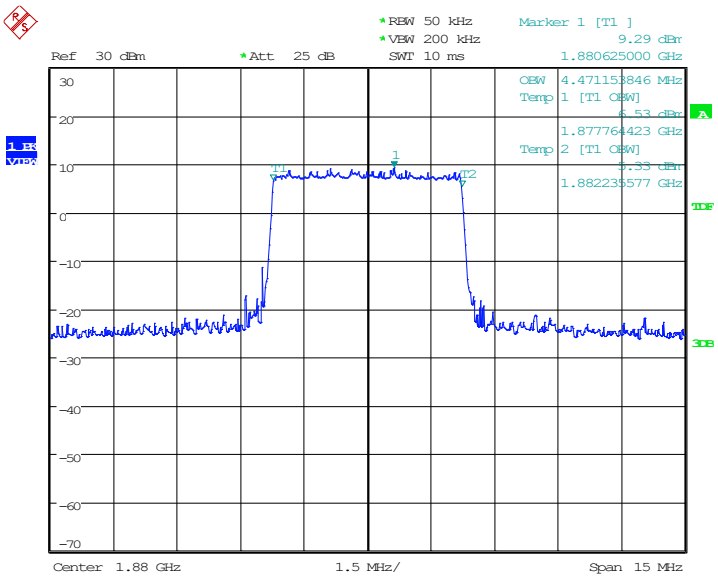

Date: 10.DEC.2020 10:48:16

©Copyright. All rights reserved by SAICT.

LTE band 2, 10MHz (99% BW)

Frequency(MHz)	Occupied Bandwidth (99% BW)(kHz)		
1880.0	QPSK	16QAM	64QAM
	8990.38	9038.46	8990.38

LTE band 2, 10MHz Bandwidth, QPSK (99% BW)

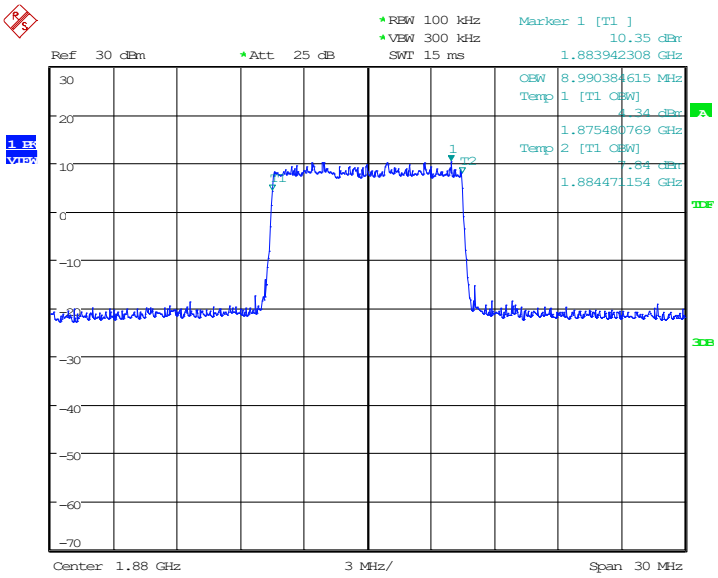

Date: 10.DEC.2020 07:01:17

LTE band 2, 10MHz Bandwidth, 16QAM (99% BW)

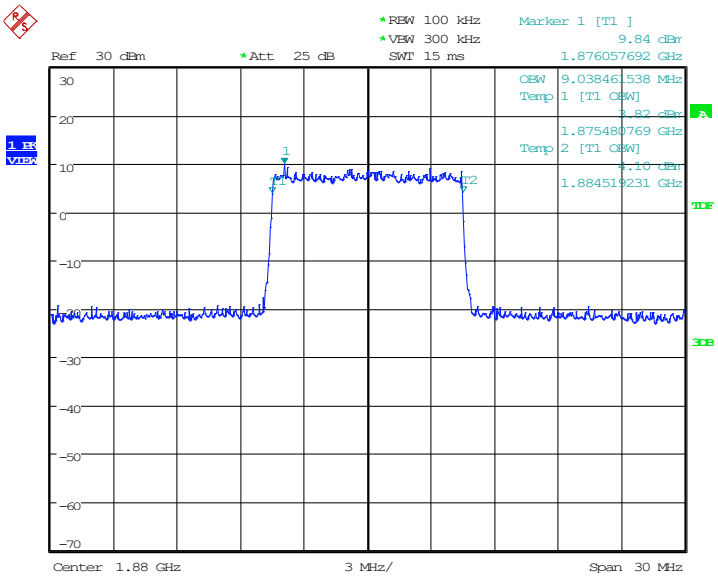

Date: 10.DEC.2020 07:01:31

©Copyright. All rights reserved by SAICT.

LTE band 2, 10MHz Bandwidth, 64QAM (99% BW)

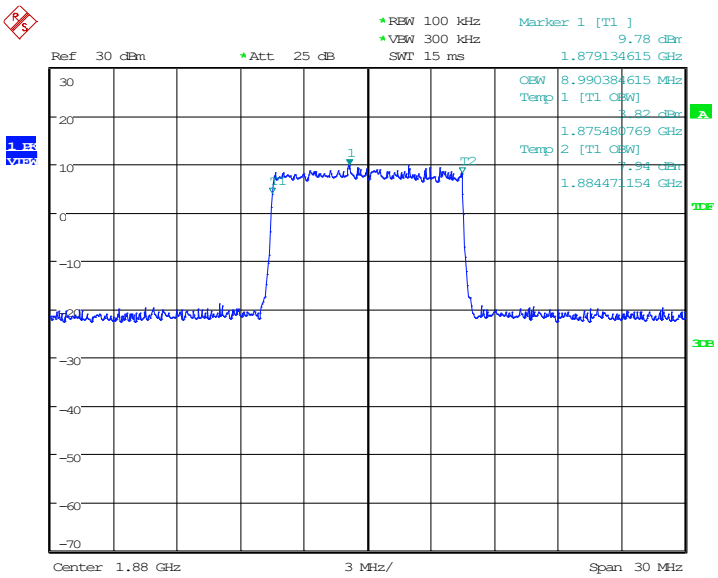

Date: 10.DEC.2020 10:50:05

©Copyright. All rights reserved by SAICT.

LTE band 2, 15MHz (99% BW)

Frequency(MHz)	Occupied Bandwidth (99% BW)(kHz)		
1880.0	QPSK	16QAM	64QAM
	13485.58	13485.58	13485.58

LTE band 2, 15MHz Bandwidth, QPSK (99% BW)

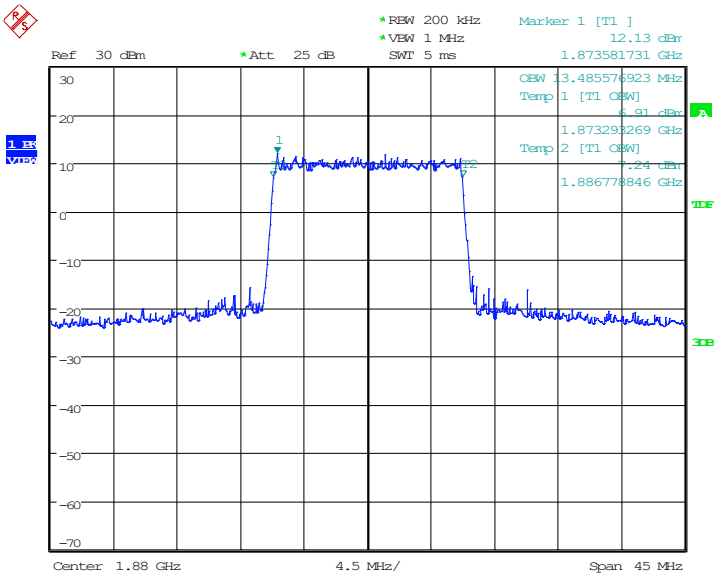

Date: 10.DEC.2020 07:03:35

LTE band 2, 15MHz Bandwidth, 16QAM (99% BW)

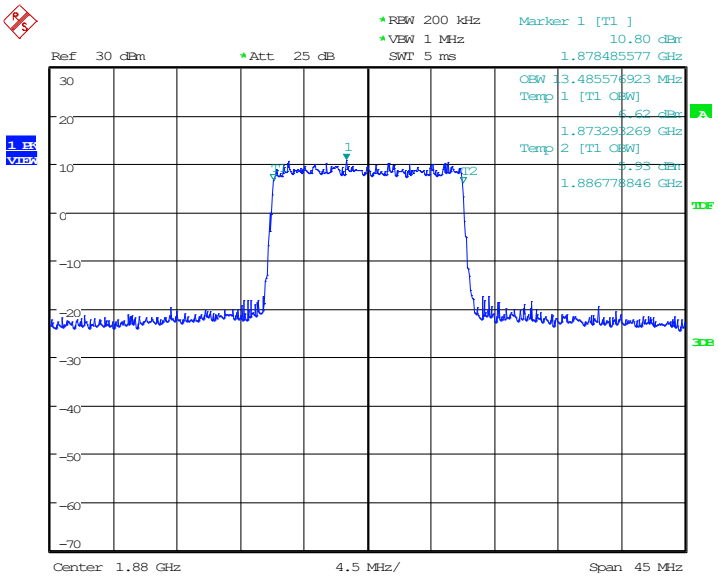

Date: 10.DEC.2020 07:03:49

©Copyright. All rights reserved by SAICT.

LTE band 2, 15MHz Bandwidth, 64QAM (99% BW)

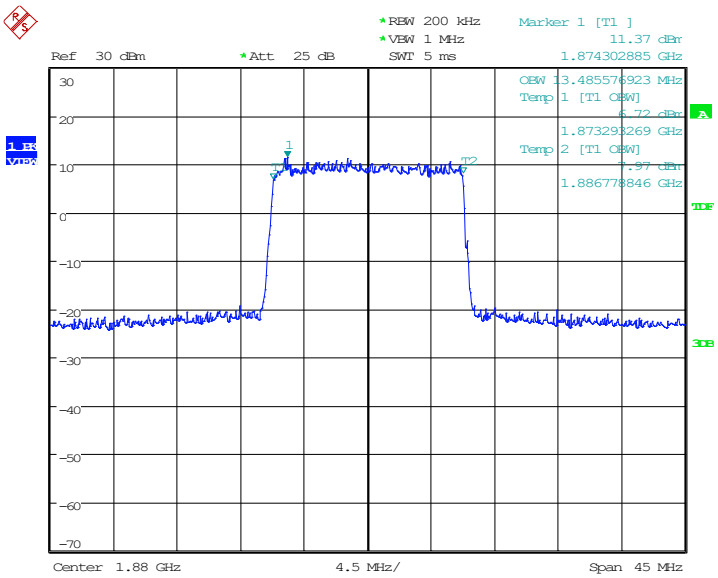

Date: 10.DEC.2020 10:51:53

©Copyright. All rights reserved by SAICT.

LTE band 2, 20MHz (99% BW)

Frequency(MHz)	Occupied Bandwidth (99% BW)(kHz)		
1880.0	QPSK	16QAM	64QAM
	17980.77	17980.77	17980.77

LTE band 2, 20MHz Bandwidth, QPSK (99% BW)

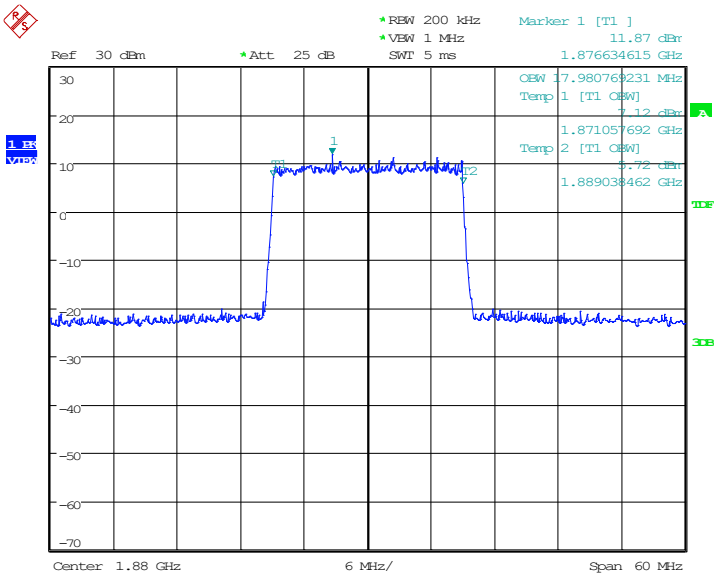

Date: 10.DEC.2020 07:05:53

LTE band 2, 20MHz Bandwidth, 16QAM (99% BW)

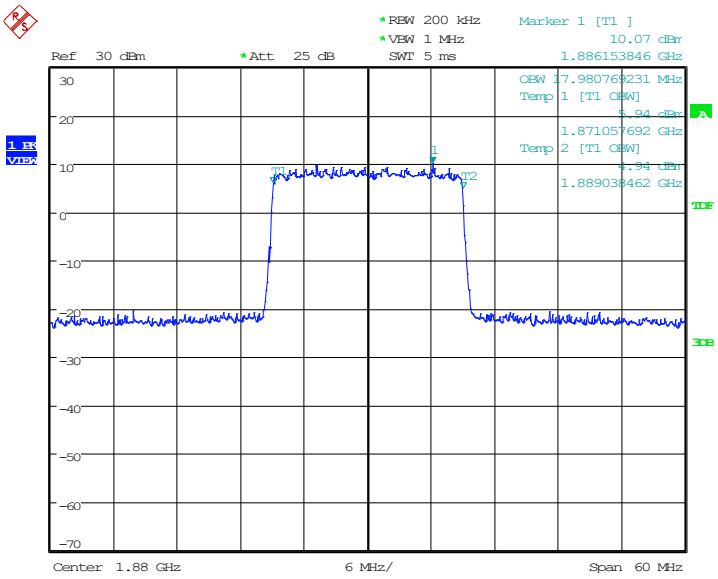

Date: 10.DEC.2020 07:06:07

©Copyright. All rights reserved by SAICT.

LTE band 2, 20MHz Bandwidth, 64QAM (99% BW)

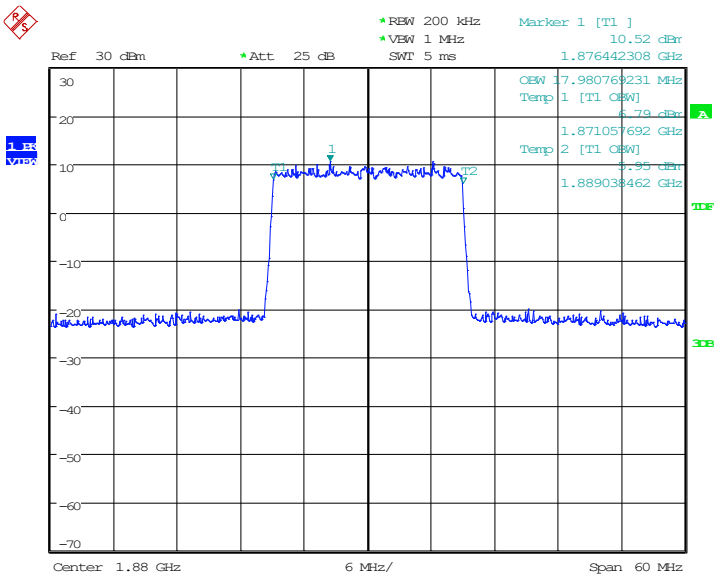

Date: 10.DEC.2020 10:53:42

©Copyright. All rights reserved by SAICT.

LTE band 4, 1.4MHz (99% BW)

Frequency(MHz)	Occupied Bandwidth (99% BW)(kHz)		
1732.5	QPSK	16QAM	64QAM
	1097.76	1089.74	1089.74

LTE band 4, 1.4MHz Bandwidth, QPSK (99% BW)

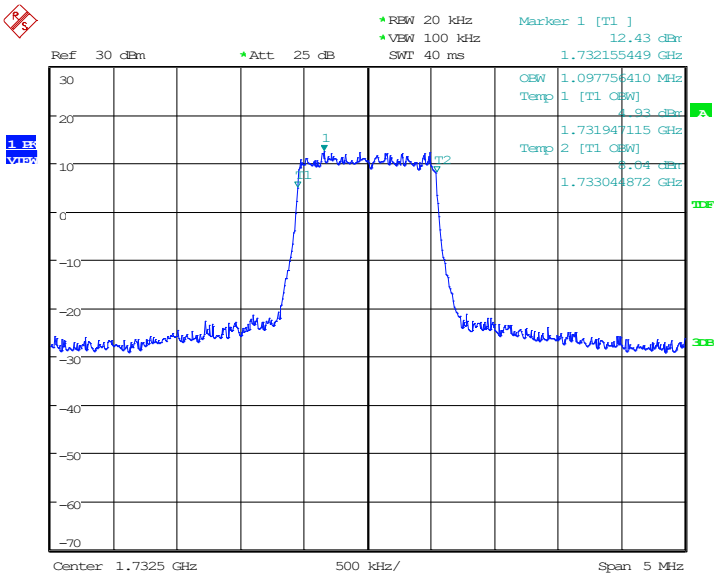

Date: 10.DEC.2020 07:08:13

LTE band 4, 1.4MHz Bandwidth, 16QAM (99% BW)

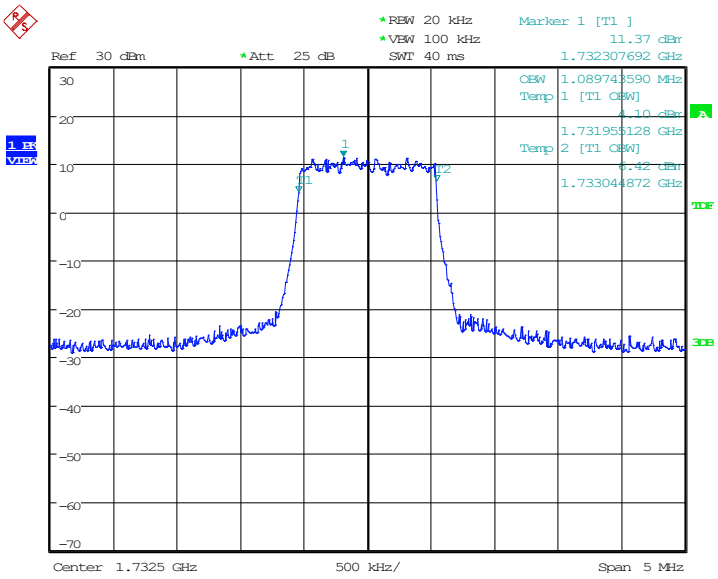

Date: 10.DEC.2020 07:08:27

©Copyright. All rights reserved by SAICT.

LTE band 4, 1.4MHz Bandwidth, 64QAM (99% BW)

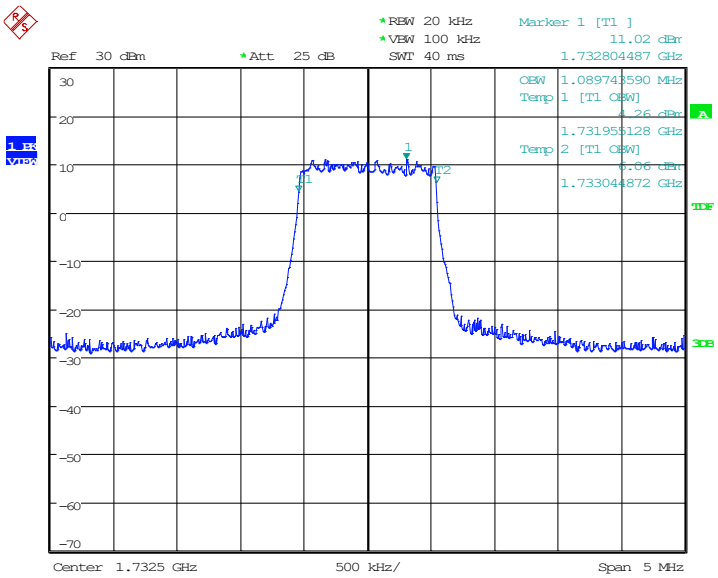

Date: 10.DEC.2020 10:55:32

©Copyright. All rights reserved by SAICT.

LTE band 4, 3MHz (99% BW)

Frequency(MHz)	Occupied Bandwidth (99% BW)(kHz)		
1732.5	QPSK	16QAM	64QAM
	2692.31	2692.31	2692.31

LTE band 4, 3MHz Bandwidth, QPSK (99% BW)

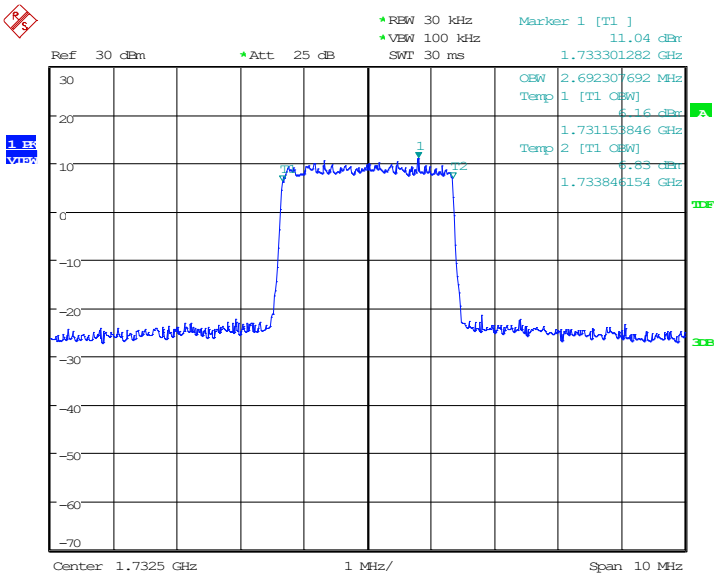

Date: 10.DEC.2020 07:10:31

LTE band 4, 3MHz Bandwidth, 16QAM (99% BW)

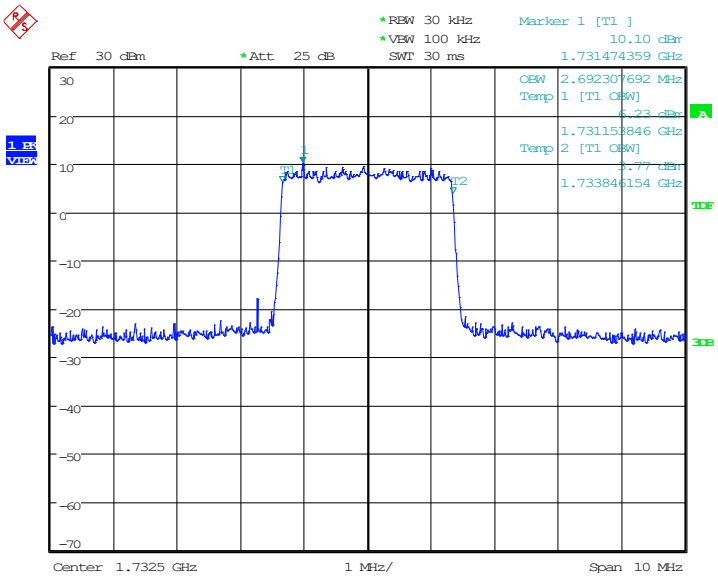

Date: 10.DEC.2020 07:10:44

©Copyright. All rights reserved by SAICT.

LTE band 4, 3MHz Bandwidth, 64QAM (99% BW)

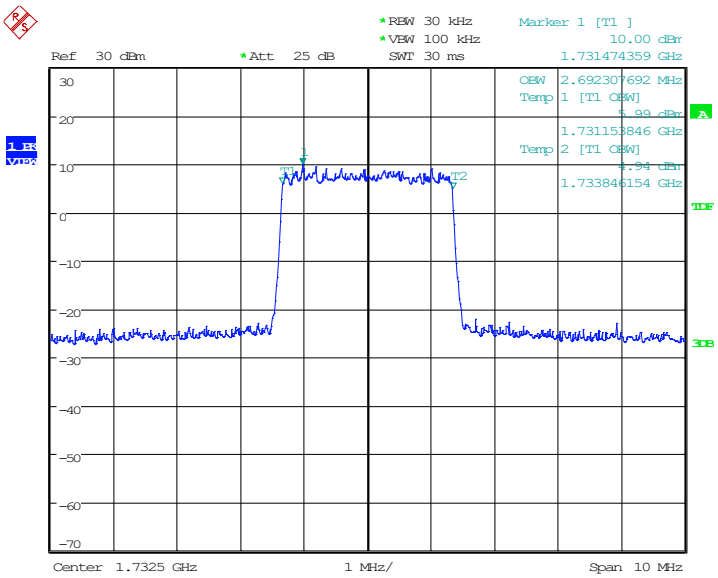

Date: 10.DEC.2020 10:57:20

©Copyright. All rights reserved by SAICT.

LTE band 4, 5MHz (99% BW)

Frequency(MHz)	Occupied Bandwidth (99% BW)(kHz)		
1732.5	QPSK	16QAM	64QAM
	4471.15	4471.15	4471.15

LTE band 4, 5MHz Bandwidth, QPSK (99% BW)

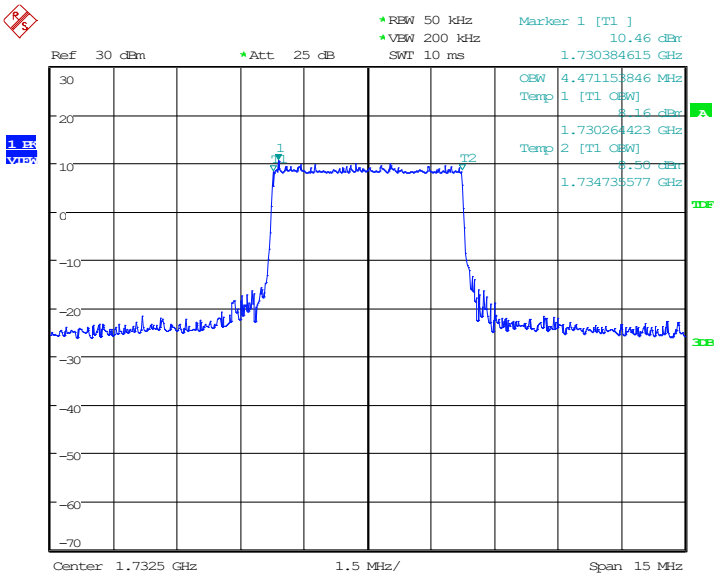

Date: 10.DEC.2020 07:12:48

LTE band 4, 5MHz Bandwidth,16QAM (99% BW)

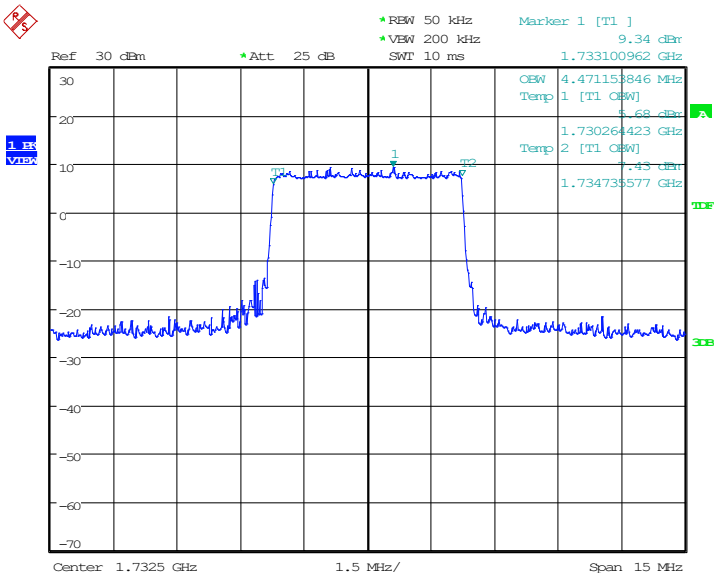

Date: 10.DEC.2020 07:13:02

©Copyright. All rights reserved by SAICT.

LTE band 4, 5MHz Bandwidth,64QAM (99% BW)

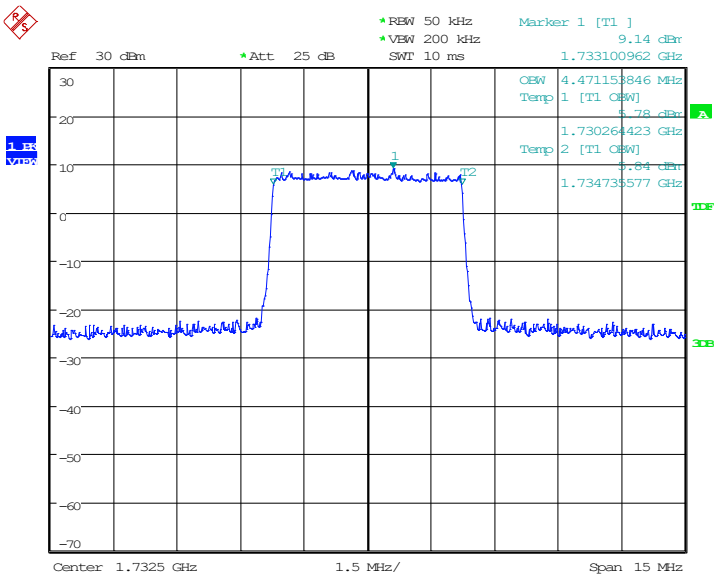

Date: 10.DEC.2020 10:59:08

©Copyright. All rights reserved by SAICT.

LTE band 4, 10MHz (99% BW)

Frequency(MHz)	Occupied Bandwidth (99% BW)(kHz)		
1732.5	QPSK	16QAM	64QAM
	8990.38	9038.46	8990.38

LTE band 4, 10MHz Bandwidth, QPSK (99% BW)

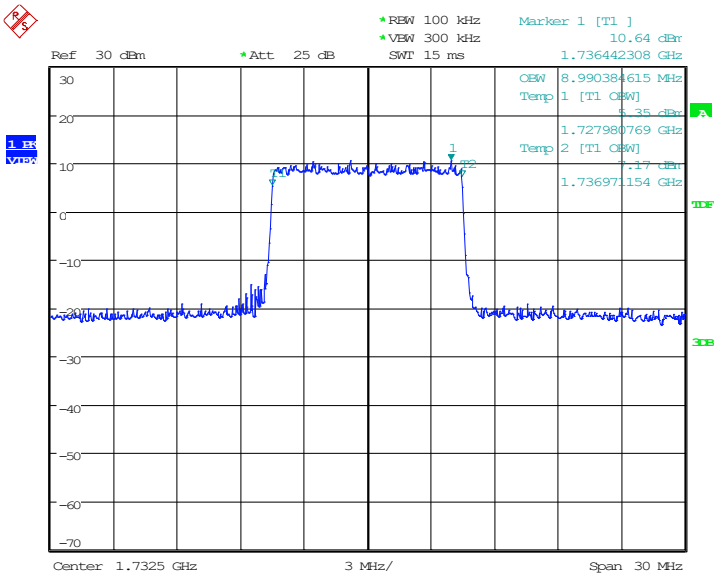

Date: 10.DEC.2020 07:15:06

LTE band 4, 10MHz Bandwidth, 16QAM (99% BW)

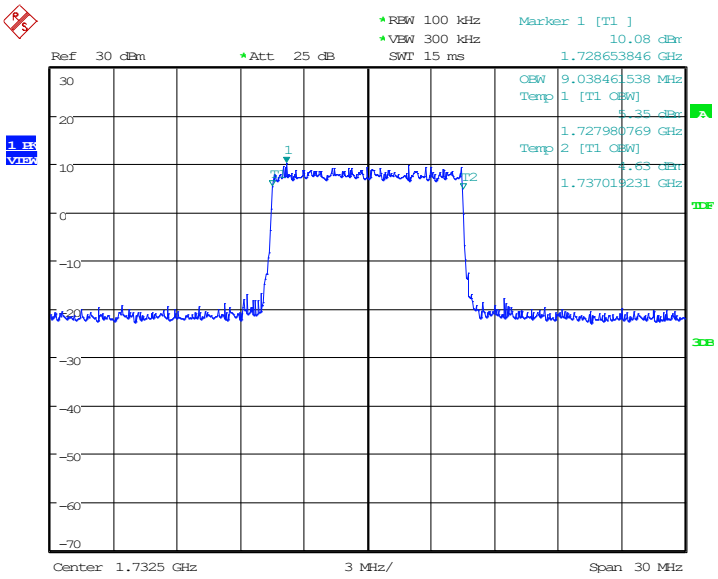

Date: 10.DEC.2020 07:15:20

©Copyright. All rights reserved by SAICT.

LTE band 4, 10MHz Bandwidth, 64QAM (99% BW)

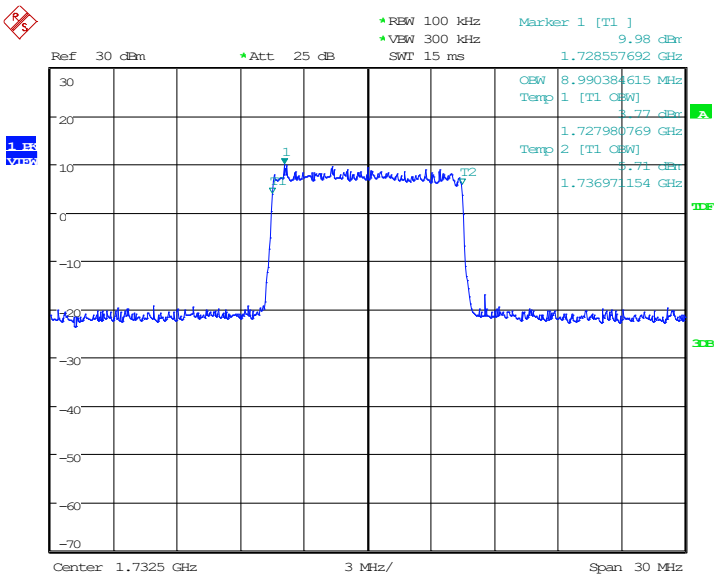

Date: 10.DEC.2020 11:00:56

©Copyright. All rights reserved by SAICT.

LTE band 4, 15MHz (99% BW)

Frequency(MHz)	Occupied Bandwidth (99% BW)(kHz)		
1732.5	QPSK	16QAM	64QAM
	13485.58	13485.58	13485.58

LTE band 4, 15MHz Bandwidth, QPSK (99% BW)

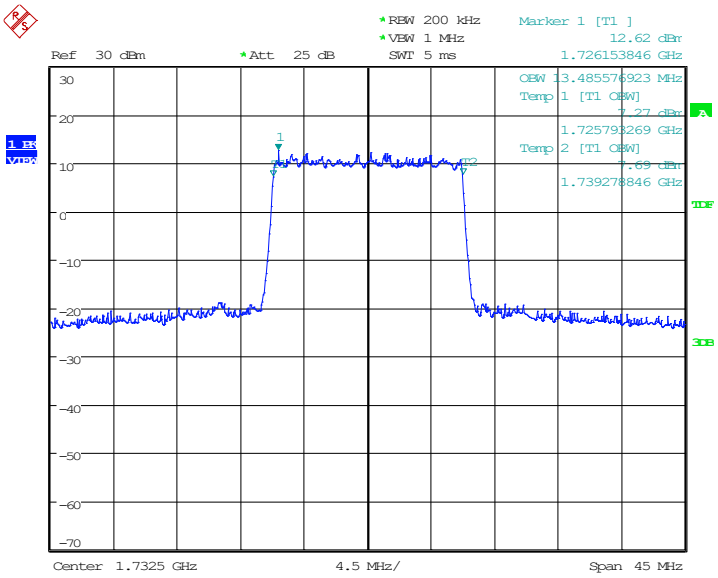

Date: 10.DEC.2020 07:17:24

LTE band 4, 15MHz Bandwidth, 16QAM (99% BW)

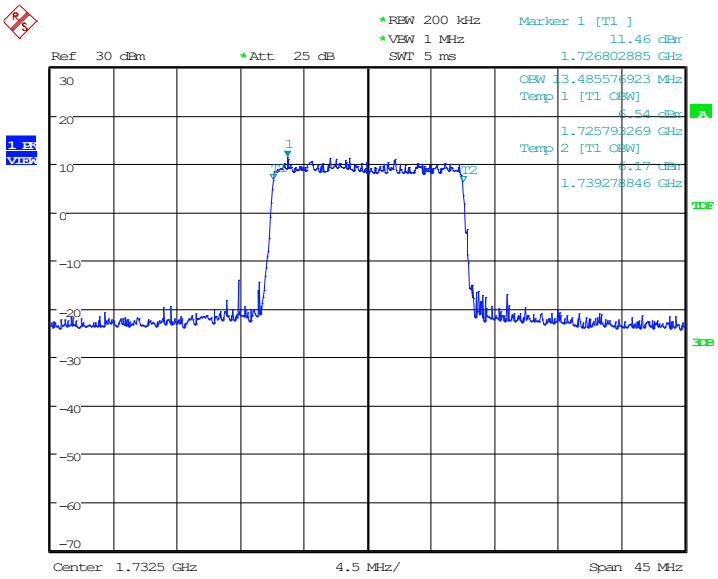

Date: 10.DEC.2020 07:17:38

©Copyright. All rights reserved by SAICT.

LTE band 4, 15MHz Bandwidth, 64QAM (99% BW)

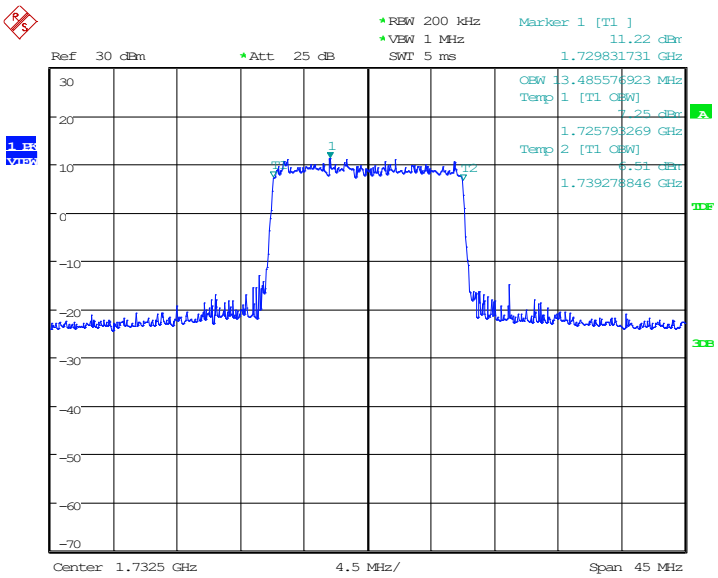

Date: 10.DEC.2020 11:02:45

©Copyright. All rights reserved by SAICT.

LTE band 4, 20MHz (99% BW)

Frequency(MHz)	Occupied Bandwidth (99% BW)(kHz)		
1732.5	QPSK	16QAM	64QAM
	17980.77	17980.77	17980.77

LTE band 4, 20MHz Bandwidth, QPSK (99% BW)

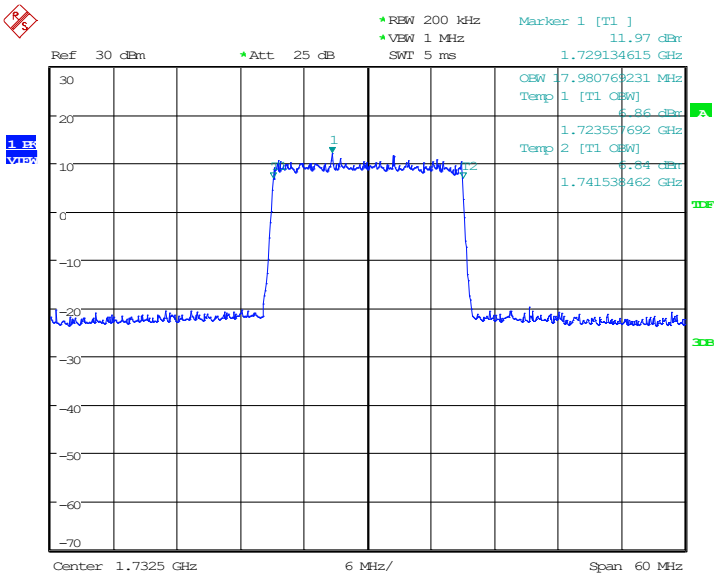

Date: 10.DEC.2020 07:19:42

LTE band 4, 20MHz Bandwidth, 16QAM (99% BW)

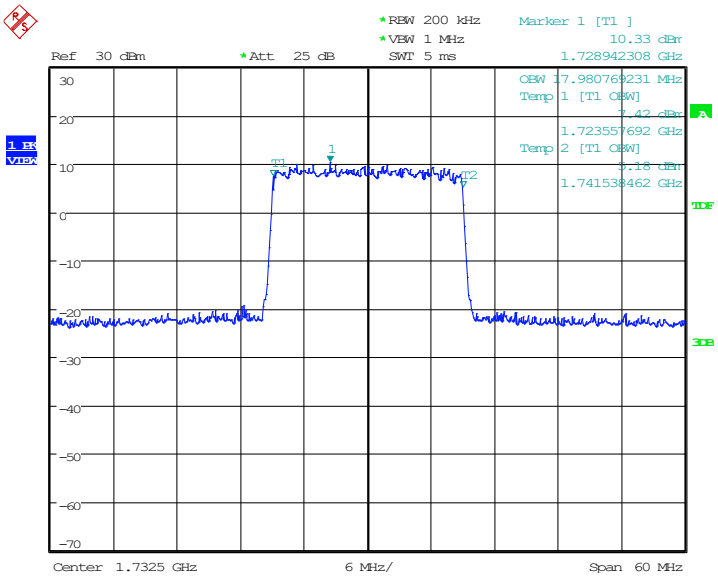

Date: 10.DEC.2020 07:19:56

©Copyright. All rights reserved by SAICT.

LTE band 4, 20MHz Bandwidth, 64QAM (99% BW)

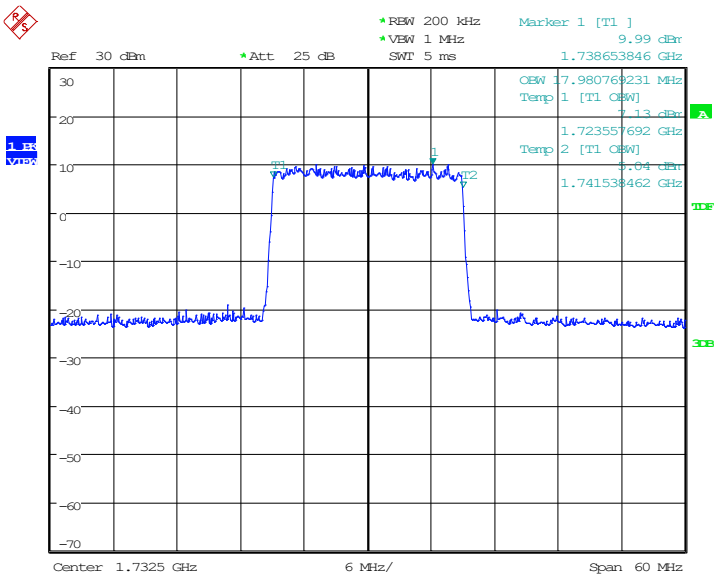

Date: 10.DEC.2020 11:04:33

©Copyright. All rights reserved by SAICT.

LTE band 5, 1.4MHz (99% BW)

Frequency(MHz)	Occupied Bandwidth (99% BW)(kHz)		
836.5	QPSK	16QAM	64QAM
	1089.74	1089.74	1089.74

LTE band 5, 1.4MHz Bandwidth, QPSK (99% BW)

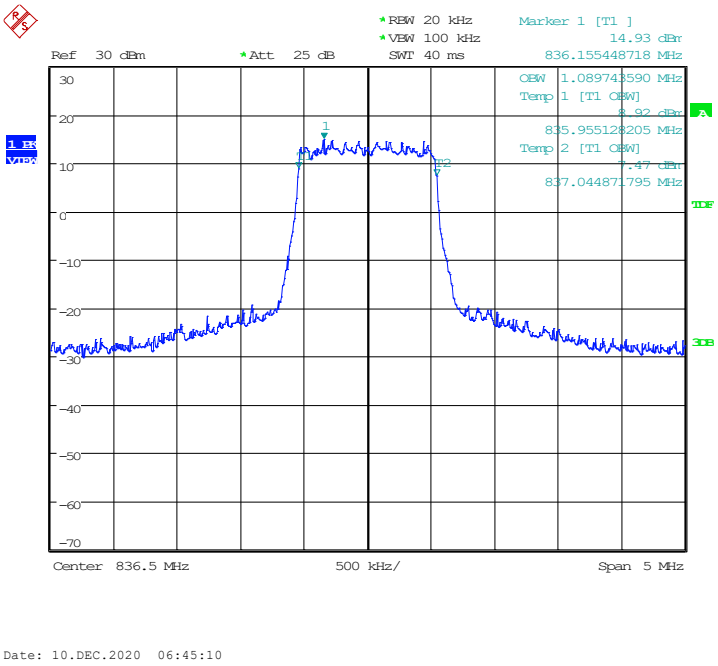

LTE band 5, 1.4MHz Bandwidth, 16QAM (99% BW)

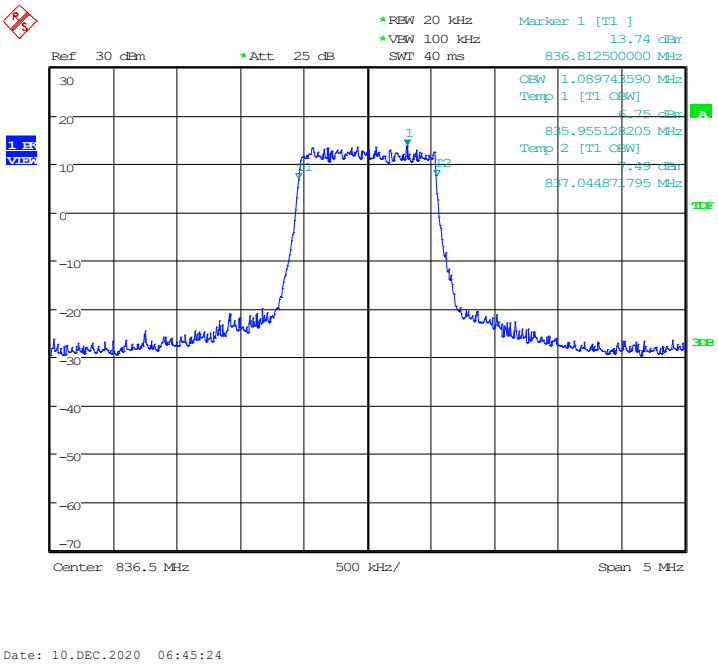

©Copyright. All rights reserved by SAICT.

LTE band 5, 1.4MHz Bandwidth, 64QAM (99% BW)

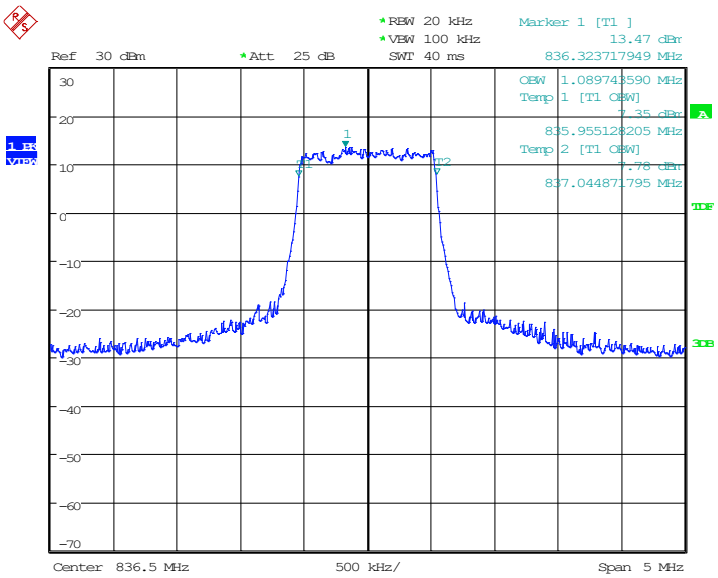

Date: 10.DEC.2020 10:37:23

©Copyright. All rights reserved by SAICT.

LTE band 5, 3MHz (99% BW)

Frequency(MHz)	Occupied Bandwidth (99% BW)(kHz)		
836.5	QPSK	16QAM	64QAM
	2692.31	2676.28	2692.31

LTE band 5, 3MHz Bandwidth, QPSK (99% BW)

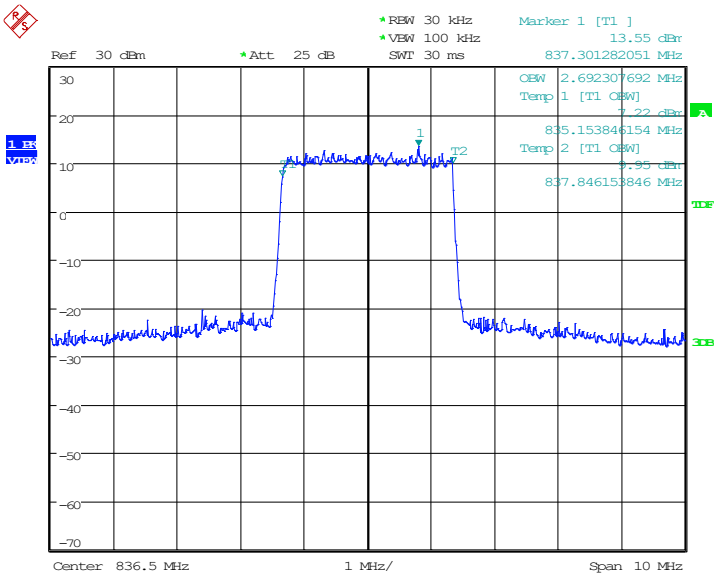

Date: 10.DEC.2020 06:47:27

LTE band 5, 3MHz Bandwidth, 16QAM (99% BW)

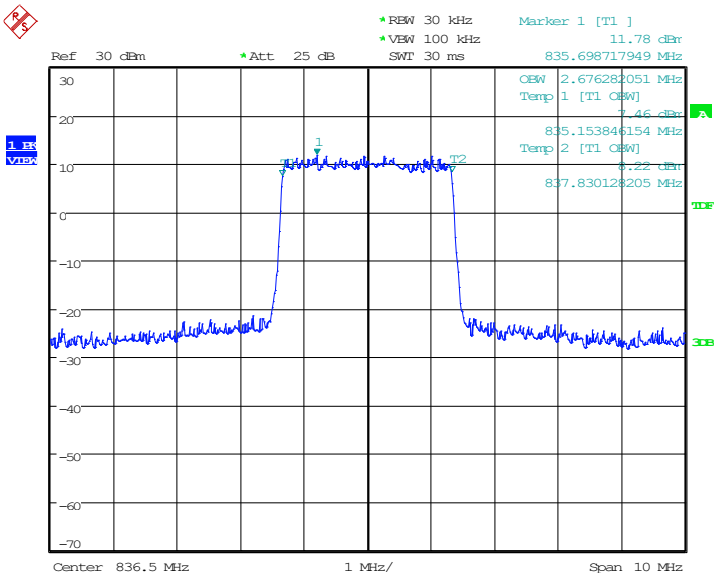

Date: 10.DEC.2020 06:47:41

©Copyright. All rights reserved by SAICT.

LTE band 5, 3MHz Bandwidth, 64QAM (99% BW)

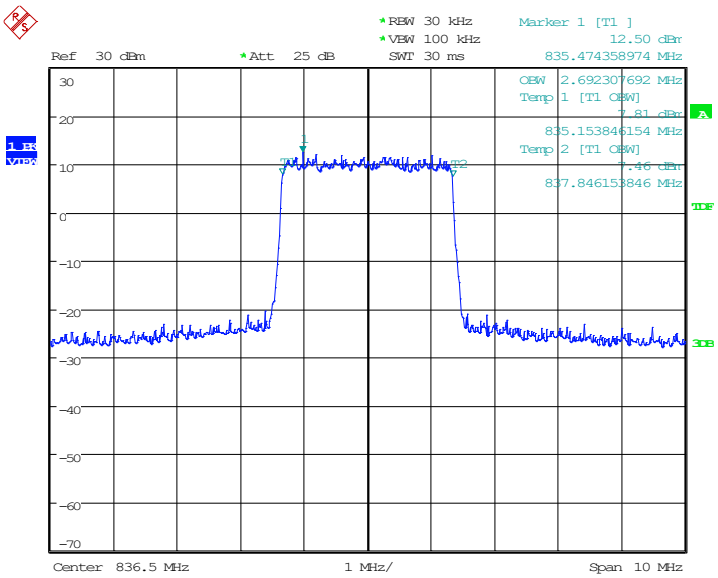

Date: 10.DEC.2020 10:39:11

©Copyright. All rights reserved by SAICT.

LTE band 5, 5MHz (99% BW)

Frequency(MHz)	Occupied Bandwidth (99% BW)(kHz)		
836.5	QPSK	16QAM	64QAM
	4471.15	4471.15	4471.15

LTE band 5, 5MHz Bandwidth, QPSK (99% BW)

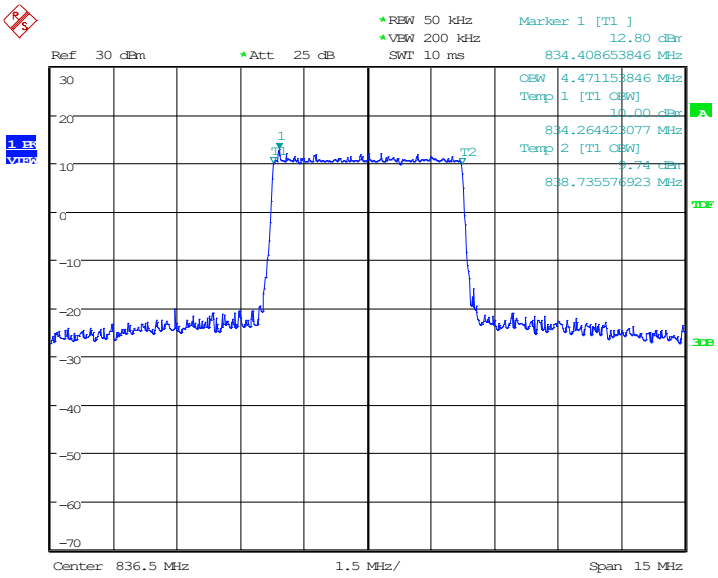

Date: 10.DEC.2020 06:49:45

LTE band 5, 5MHz Bandwidth,16QAM (99% BW)

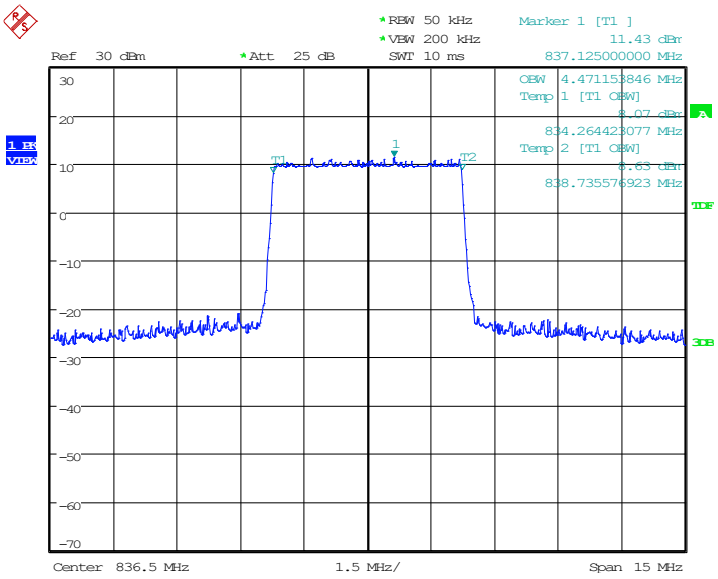

Date: 10.DEC.2020 06:49:59

©Copyright. All rights reserved by SAICT.

LTE band 5, 5MHz Bandwidth,64QAM (99% BW)

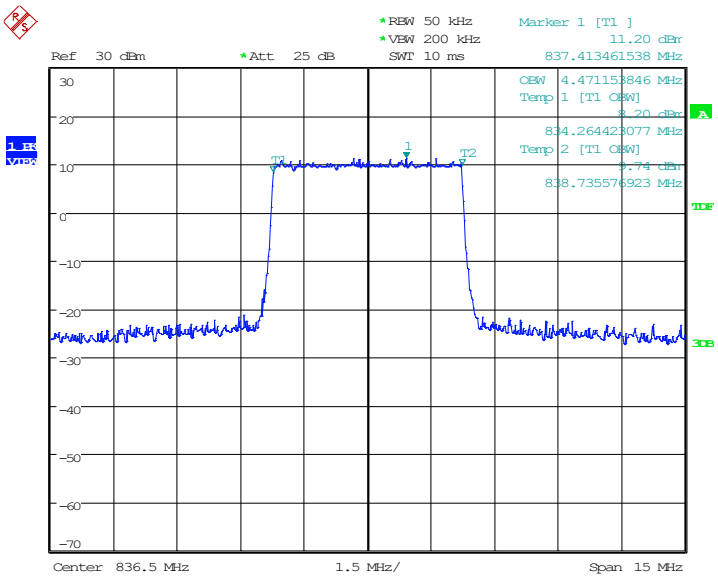

Date: 10.DEC.2020 10:40:59

©Copyright. All rights reserved by SAICT.

LTE band 5, 10MHz (99% BW)

Frequency(MHz)	Occupied Bandwidth (99% BW)(kHz)		
836.5	QPSK	16QAM	64QAM
	8990.38	8990.38	8942.31

LTE band 5, 10MHz Bandwidth, QPSK (99% BW)

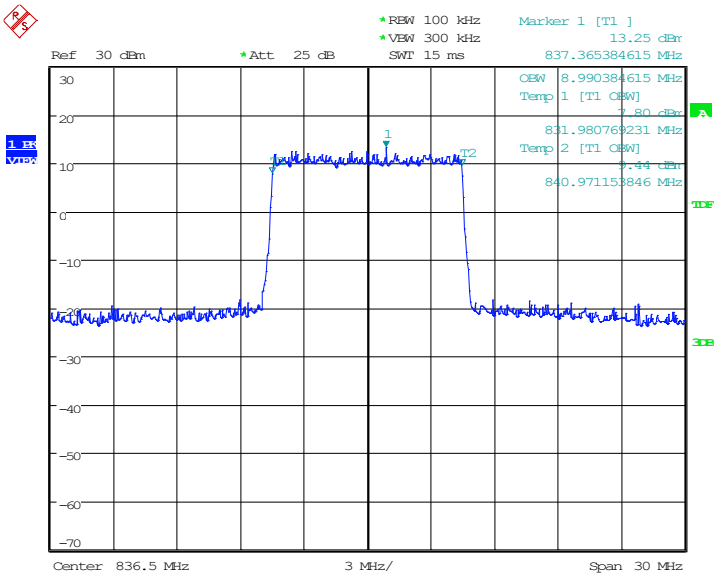

Date: 10.DEC.2020 06:52:03

LTE band 5, 10MHz Bandwidth, 16QAM (99% BW)

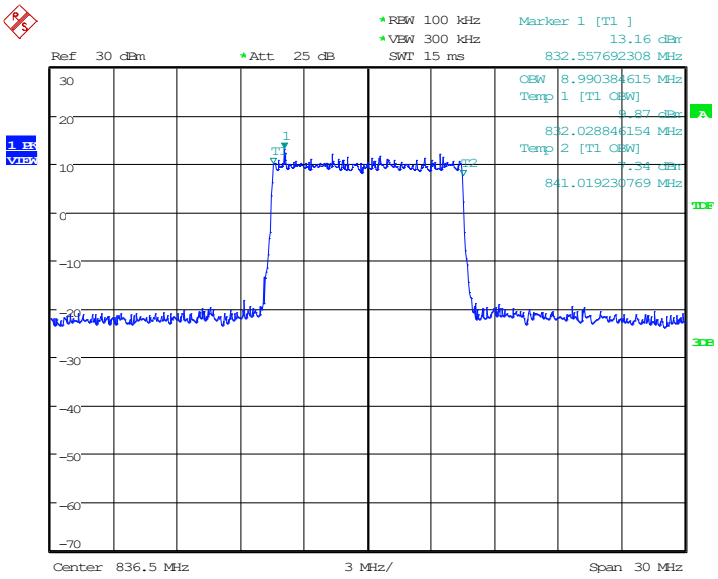

Date: 10.DEC.2020 06:52:17

©Copyright. All rights reserved by SAICT.

LTE band 5, 10MHz Bandwidth, 64QAM (99% BW)

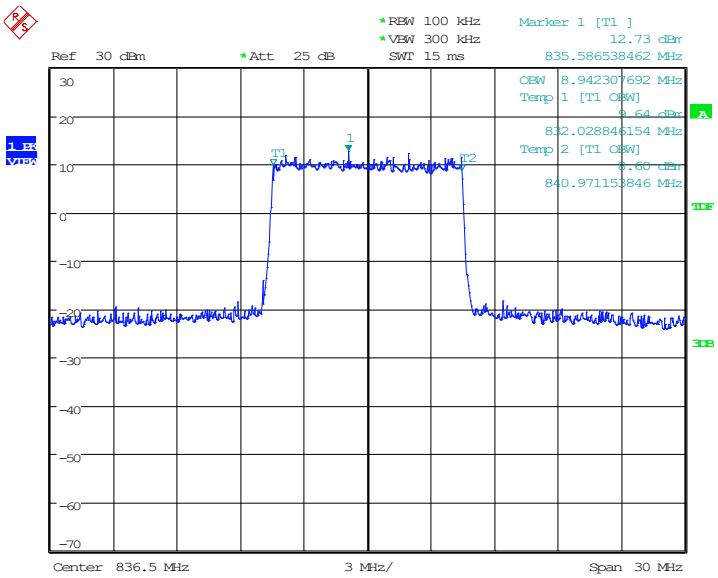

Date: 10.DEC.2020 10:42:47

©Copyright. All rights reserved by SAICT.

LTE band 7, 5MHz (99% BW)

Frequency(MHz)	Occupied Bandwidth (99% BW)(kHz)		
2535.0	QPSK	16QAM	64QAM
	4471.15	4471.15	4519.23

LTE band 7, 5MHz Bandwidth, QPSK (99% BW)

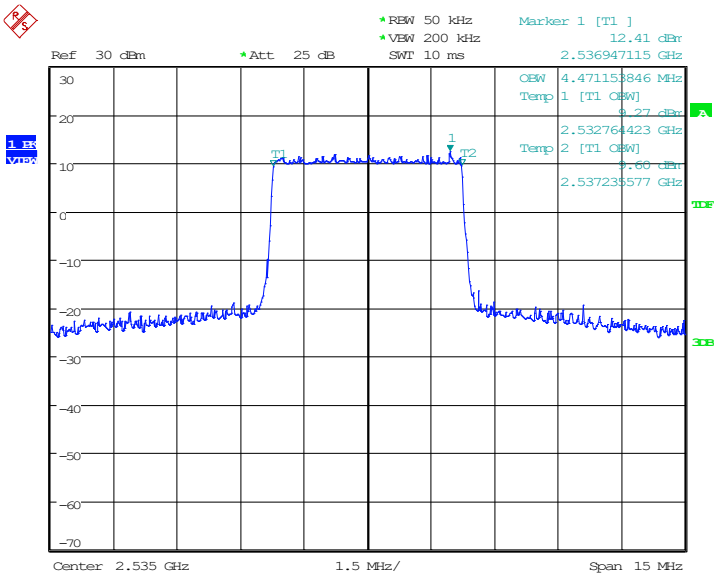

Date: 10.DEC.2020 06:35:56

LTE band 7, 5MHz Bandwidth,16QAM (99% BW)

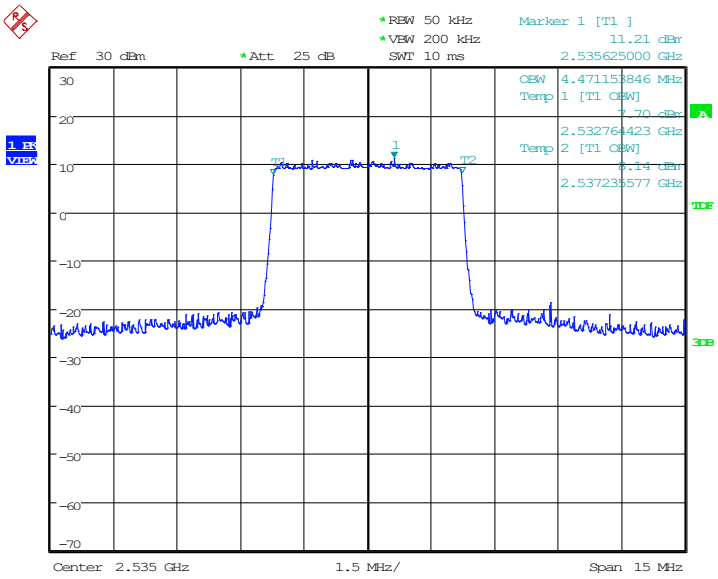

Date: 10.DEC.2020 06:36:10

©Copyright. All rights reserved by SAICT.

LTE band 7, 5MHz Bandwidth,64QAM (99% BW)

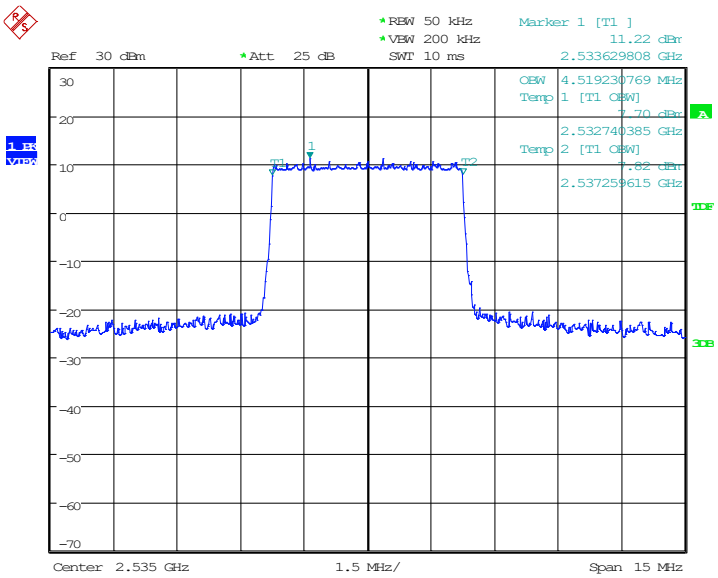

Date: 10.DEC.2020 10:30:07

©Copyright. All rights reserved by SAICT.

LTE band 7, 10MHz (99% BW)

Frequency(MHz)	Occupied Bandwidth (99% BW)(kHz)		
2535.0	QPSK	16QAM	64QAM
	8990.38	8942.31	9038.46

LTE band 7, 10MHz Bandwidth, QPSK (99% BW)

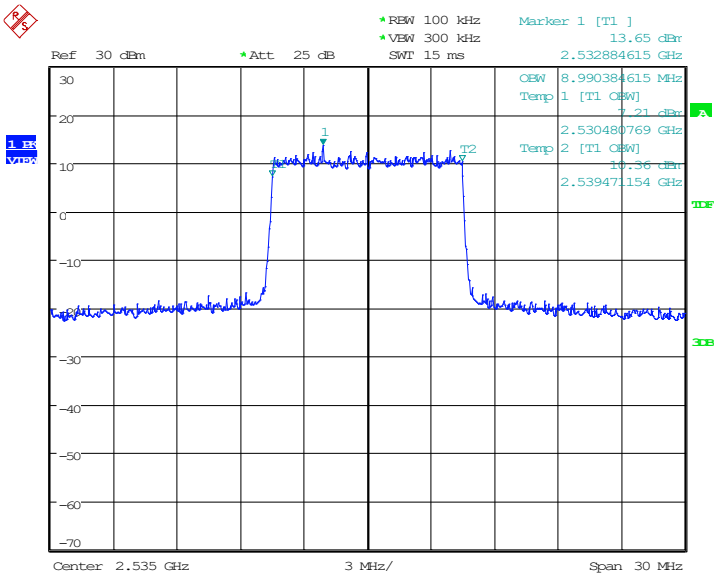

Date: 10.DEC.2020 06:38:14

LTE band 7, 10MHz Bandwidth, 16QAM (99% BW)

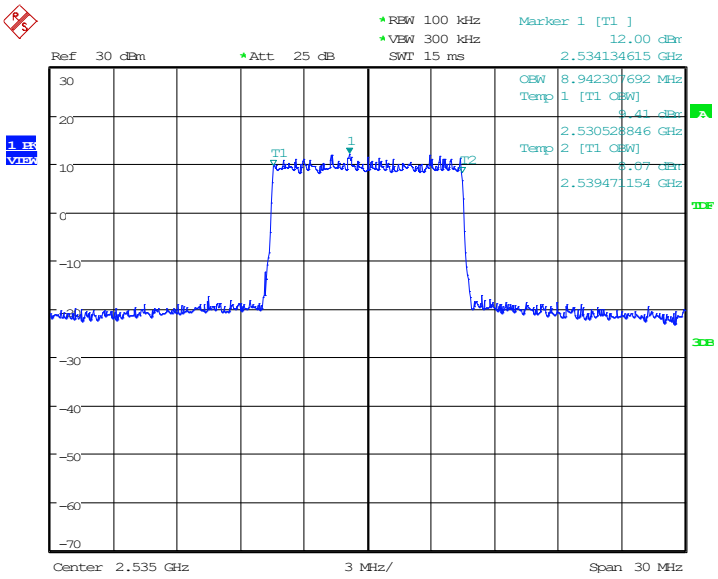

Date: 10.DEC.2020 06:38:27

©Copyright. All rights reserved by SAICT.

LTE band 7, 10MHz Bandwidth, 64QAM (99% BW)

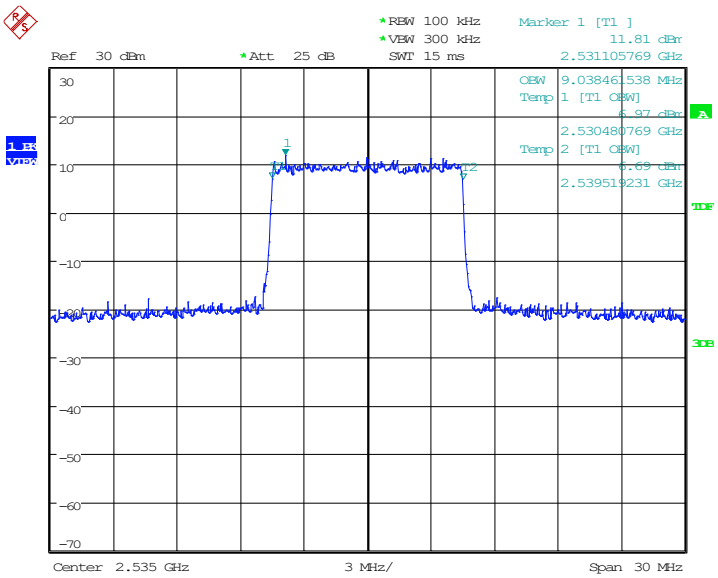

Date: 10.DEC.2020 10:31:56

©Copyright. All rights reserved by SAICT.

LTE band 7, 15MHz (99% BW)

Frequency(MHz)	Occupied Bandwidth (99% BW)(kHz)		
2535.0	QPSK	16QAM	64QAM
	13485.58	13557.69	13485.58

LTE band 7, 15MHz Bandwidth, QPSK (99% BW)

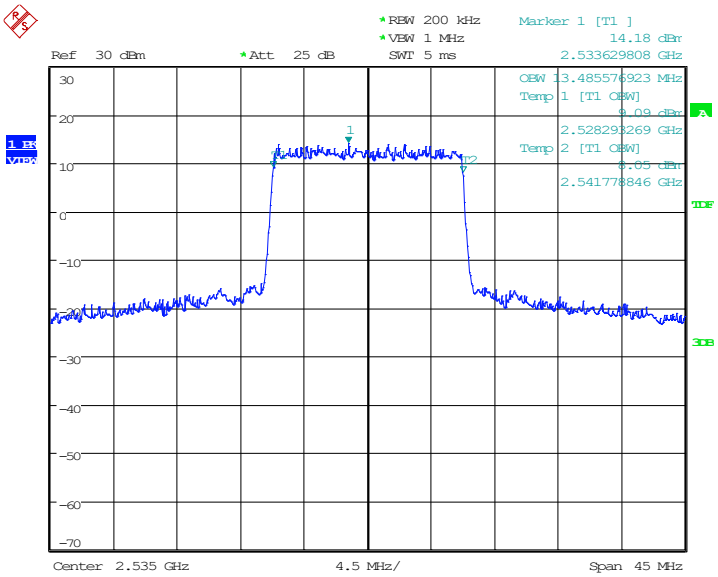

Date: 10.DEC.2020 06:40:32

LTE band 7, 15MHz Bandwidth, 16QAM (99% BW)

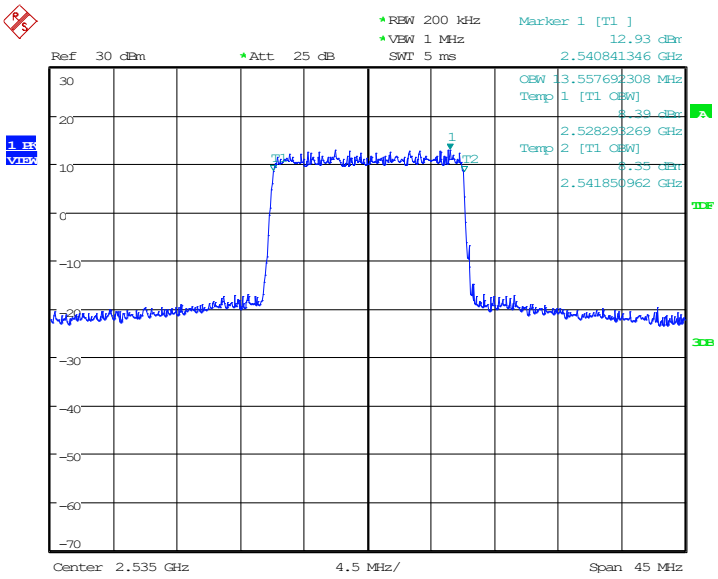

Date: 10.DEC.2020 06:40:45

©Copyright. All rights reserved by SAICT.

LTE band 7, 15MHz Bandwidth, 64QAM (99% BW)

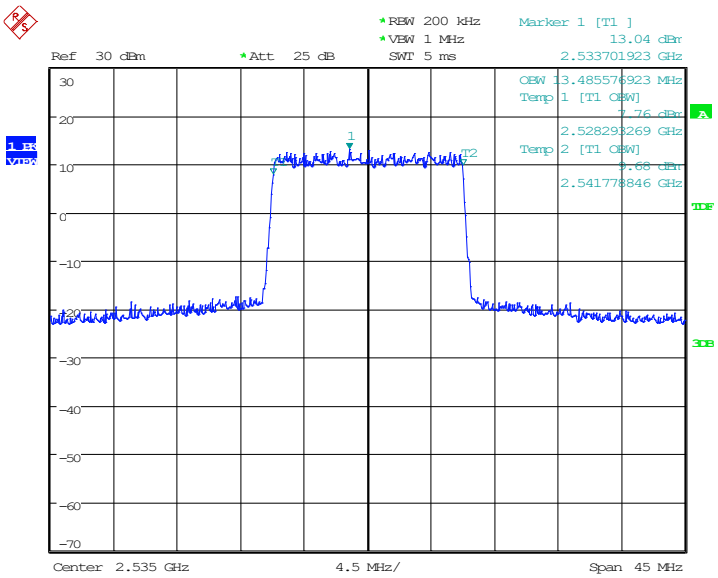

Date: 10.DEC.2020 10:33:44

©Copyright. All rights reserved by SAICT.

LTE band 7, 20MHz (99% BW)

Frequency(MHz)	Occupied Bandwidth (99% BW)(kHz)		
2535.0	QPSK	16QAM	64QAM
	17980.77	17980.77	17980.77

LTE band 7, 20MHz Bandwidth, QPSK (99% BW)

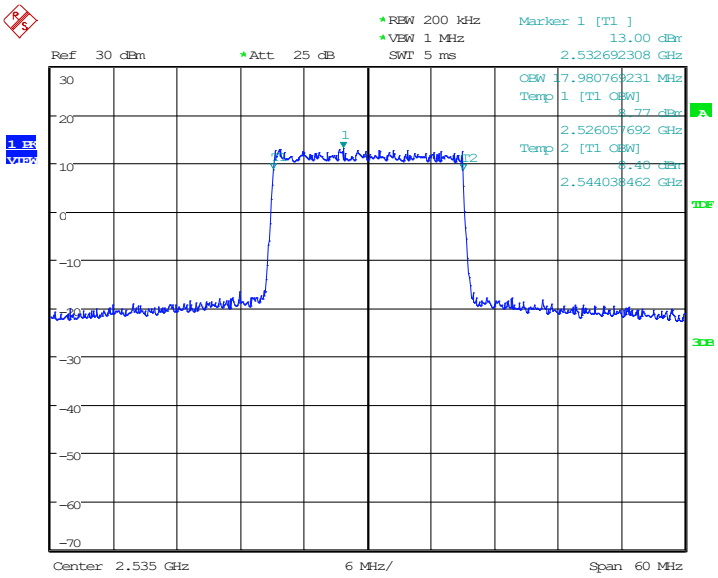

Date: 10.DEC.2020 06:42:50

LTE band 7, 20MHz Bandwidth, 16QAM (99% BW)

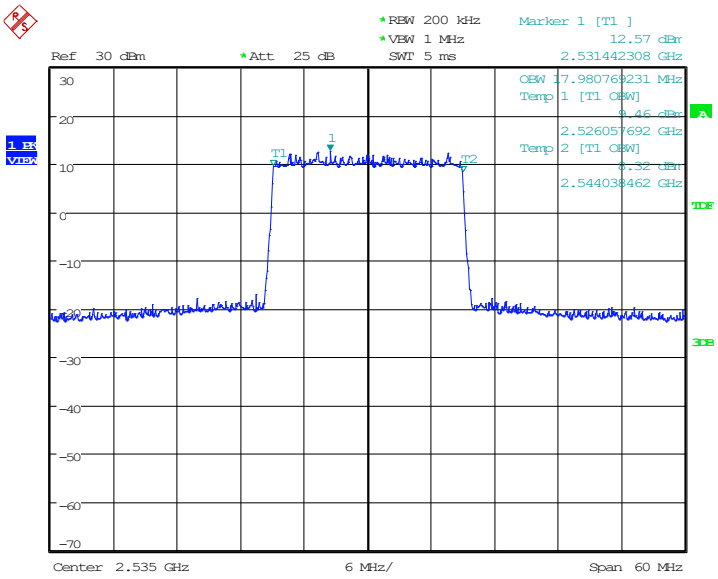

Date: 10.DEC.2020 06:43:04

©Copyright. All rights reserved by SAICT.

LTE band 7, 20MHz Bandwidth, 64QAM (99% BW)

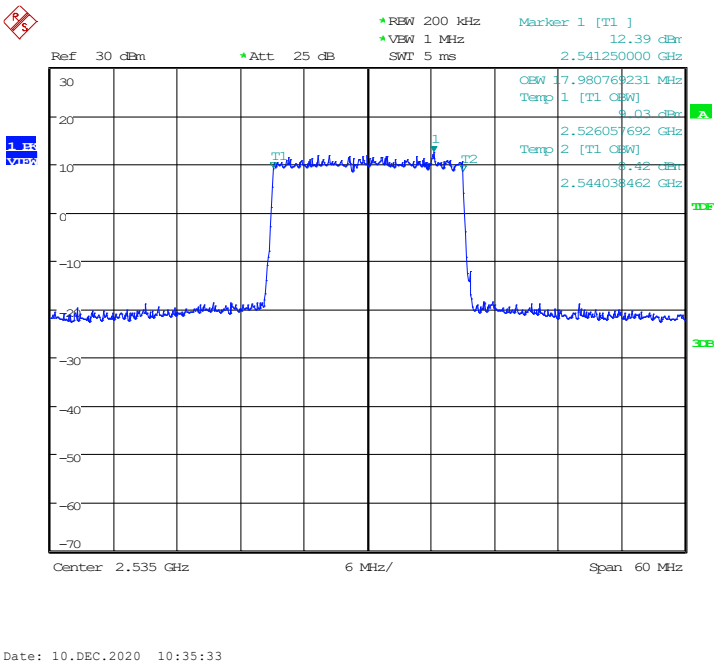

Note: Expanded measurement uncertainty is U = 3428Hz, k = 2

©Copyright. All rights reserved by SAICT.

LTE band 12, 1.4MHz (99% BW)

Frequency(MHz)	Occupied Bandwidth (99% BW)(kHz)		
707.5	QPSK	16QAM	64QAM
	1097.76	1089.74	1097.76

LTE band 12, 1.4MHz Bandwidth, QPSK (99% BW)

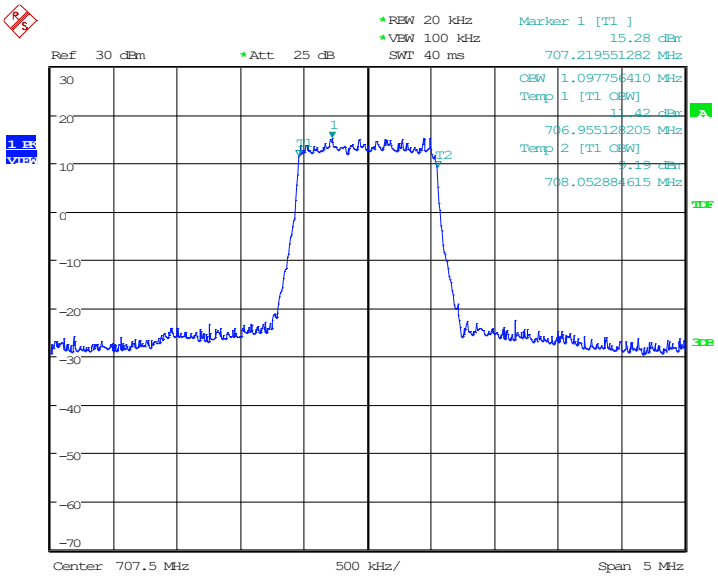

Date: 10.DEC.2020 07:22:02

LTE band 12, 1.4MHz Bandwidth, 16QAM (99% BW)

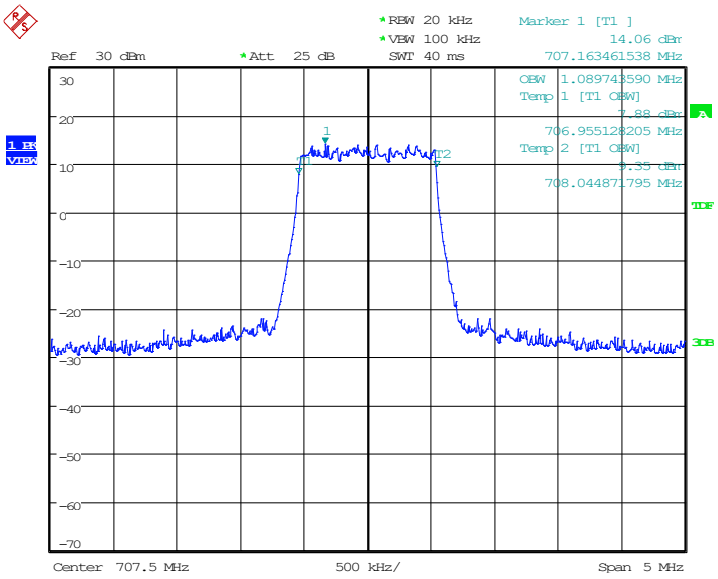

Date: 10.DEC.2020 07:22:16

©Copyright. All rights reserved by SAICT.

LTE band 12, 1.4MHz Bandwidth, 64QAM (99% BW)

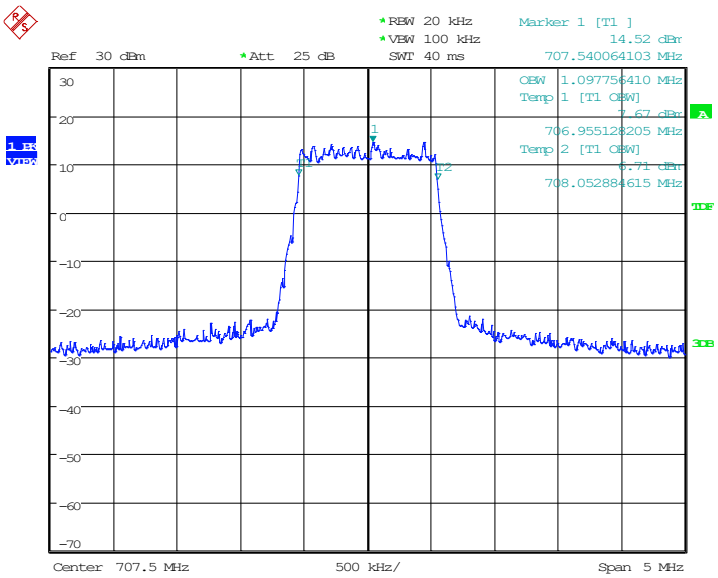

Date: 10.DEC.2020 11:06:27

©Copyright. All rights reserved by SAICT.

LTE band 12, 3MHz (99% BW)

Frequency(MHz)	Occupied Bandwidth (99% BW)(kHz)		
707.5	QPSK	16QAM	64QAM
	2692.31	2692.31	2692.31

LTE band 12, 3MHz Bandwidth, QPSK (99% BW)

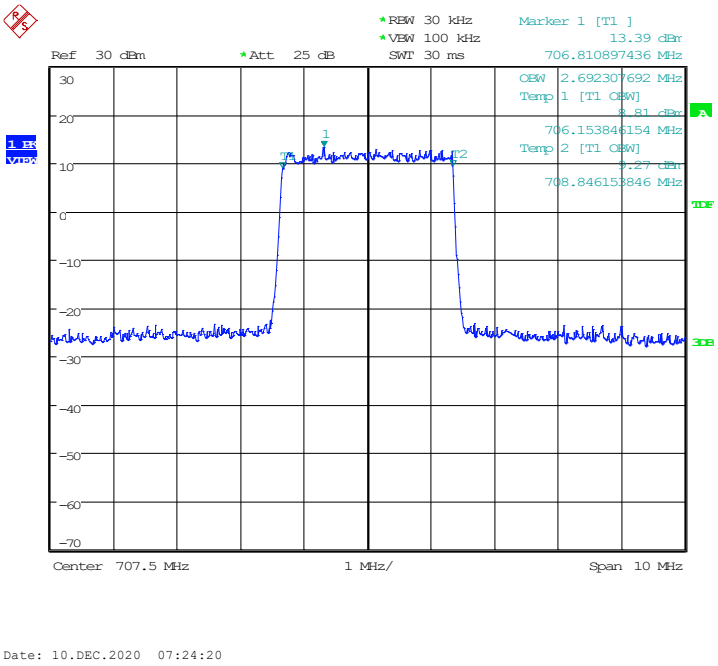

LTE band 12, 3MHz Bandwidth, 16QAM (99% BW)

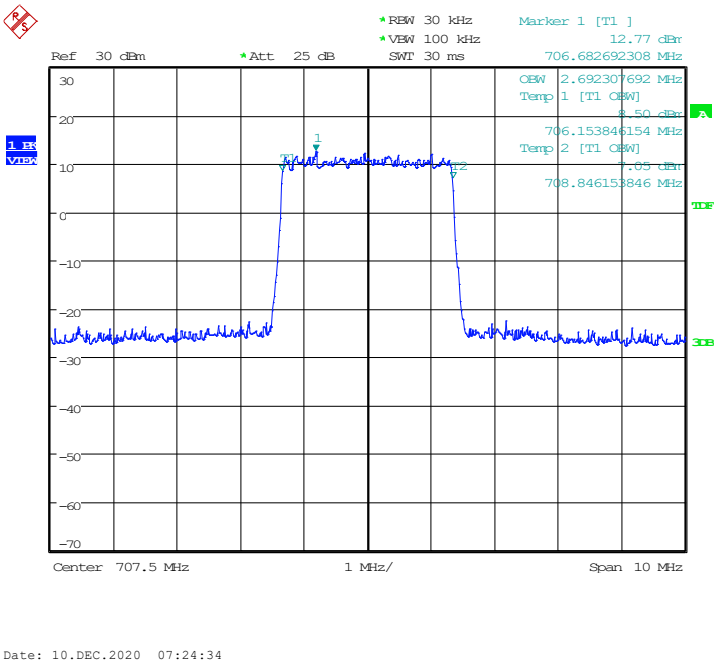

©Copyright. All rights reserved by SAICT.

LTE band 12, 3MHz Bandwidth, 64QAM (99% BW)

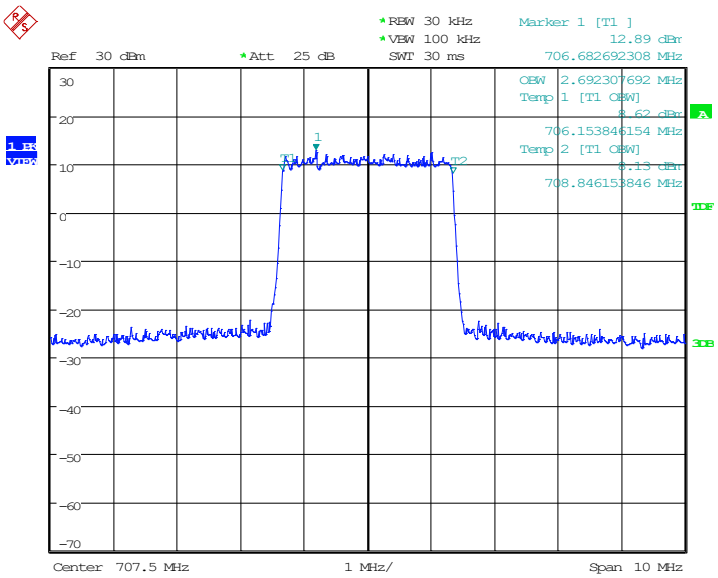

Date: 10.DEC.2020 11:08:15

©Copyright. All rights reserved by SAICT.

LTE band 12, 5MHz (99% BW)

Frequency(MHz)	Occupied Bandwidth (99% BW)(kHz)		
707.5	QPSK	16QAM	64QAM
	4495.19	4495.19	4471.15

LTE band 12, 5MHz Bandwidth, QPSK (99% BW)

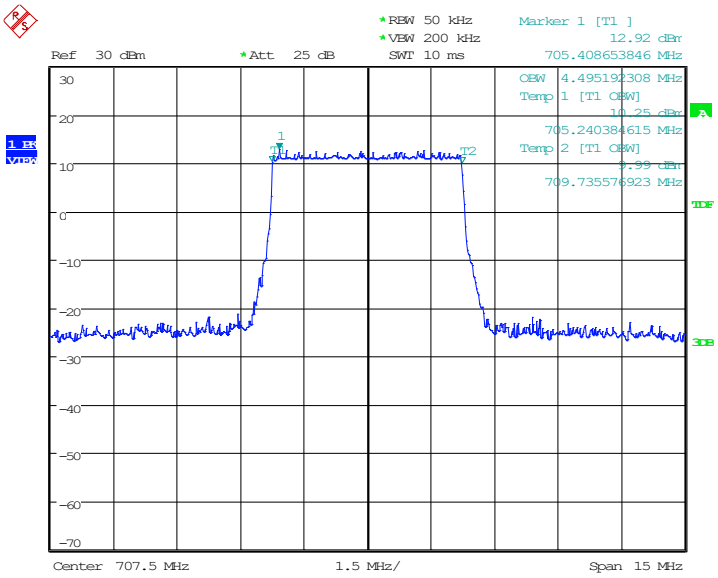

Date: 10.DEC.2020 07:26:38

LTE band 12, 5MHz Bandwidth,16QAM (99% BW)

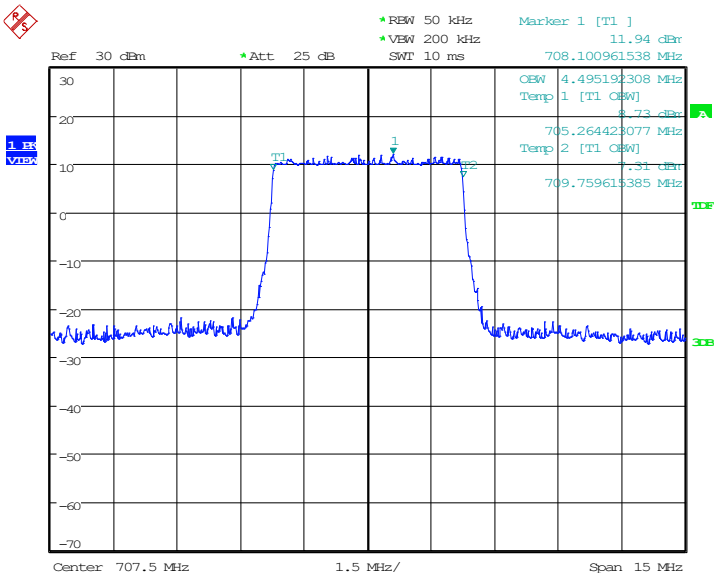

Date: 10.DEC.2020 07:26:51

©Copyright. All rights reserved by SAICT.

LTE band 12, 5MHz Bandwidth,64QAM (99% BW)

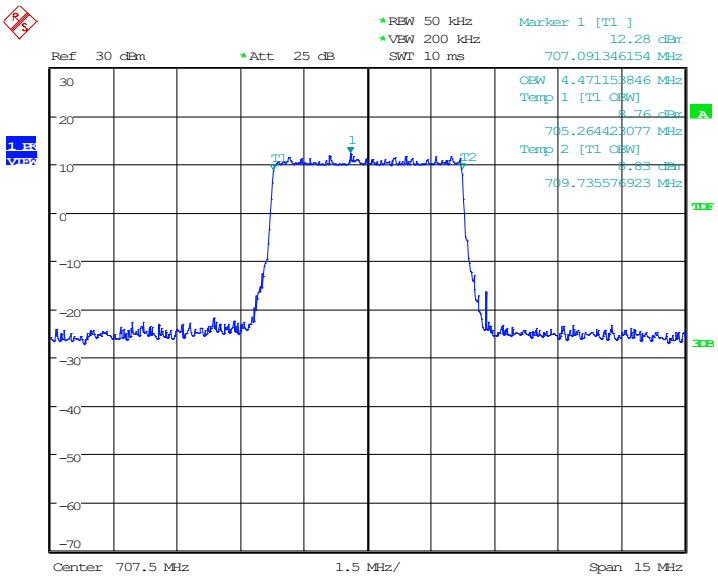

Date: 10.DEC.2020 11:10:03

©Copyright. All rights reserved by SAICT.

LTE band 12, 10MHz (99% BW)

Frequency(MHz)	Occupied Bandwidth (99% BW)(kHz)		
707.5	QPSK	16QAM	64QAM
	8942.31	8990.38	8942.31

LTE band 12, 10MHz Bandwidth, QPSK (99% BW)

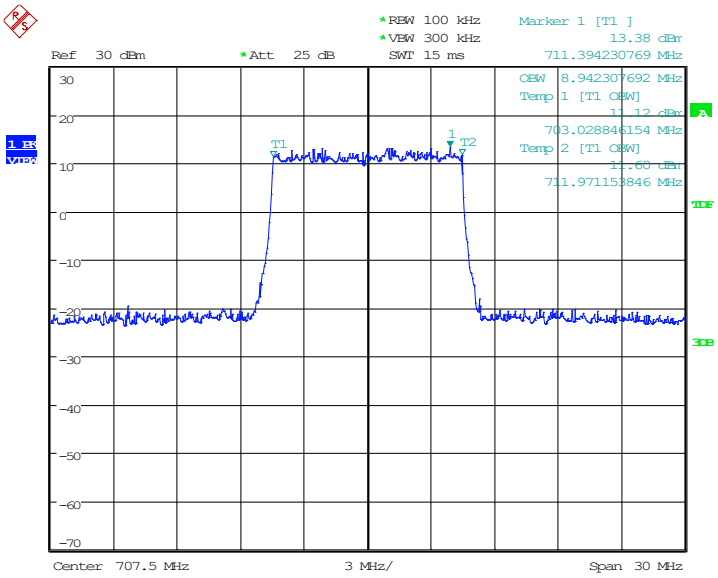

Date: 10.DEC.2020 07:28:55

LTE band 12, 10MHz Bandwidth, 16QAM (99% BW)

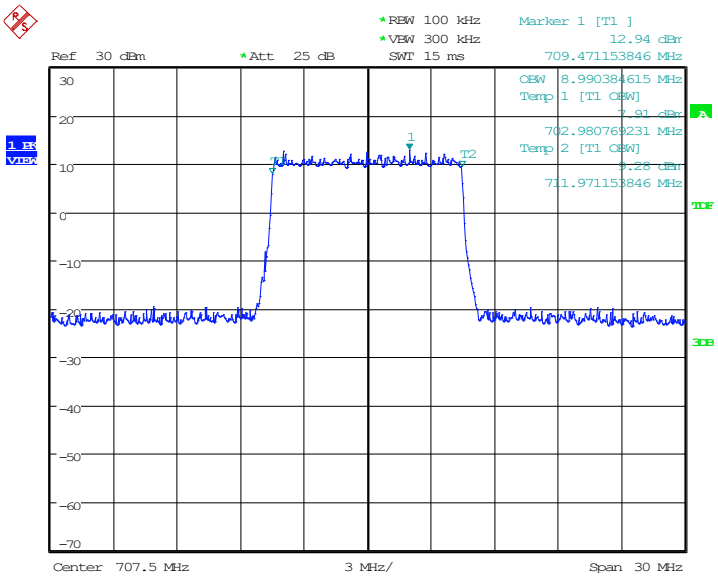

Date: 10.DEC.2020 07:29:09

©Copyright. All rights reserved by SAICT.

LTE band 12, 10MHz Bandwidth, 64QAM (99% BW)

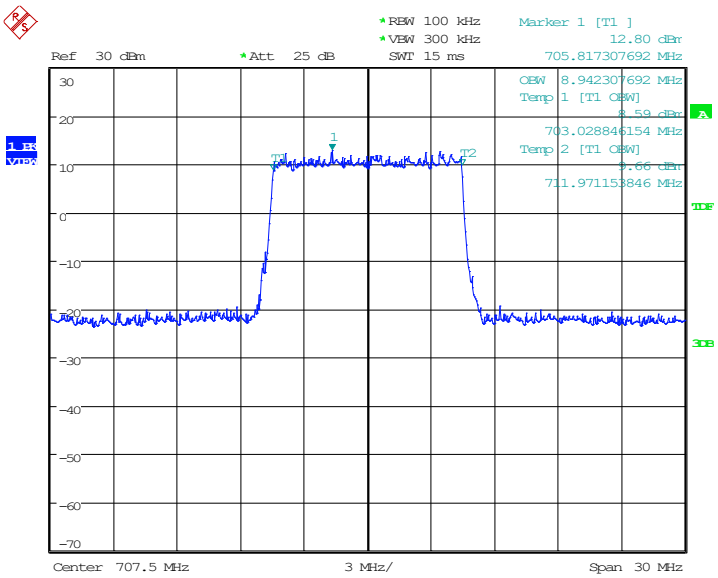

Date: 10.DEC.2020 11:11:52

©Copyright. All rights reserved by SAICT.

LTE band 17, 5MHz (99% BW)

Frequency(MHz)	Occupied Bandwidth (99% BW)(kHz)		
710.0	QPSK	16QAM	64QAM
	4495.19	4471.15	4495.19

LTE band 17, 5MHz Bandwidth, QPSK (99% BW)

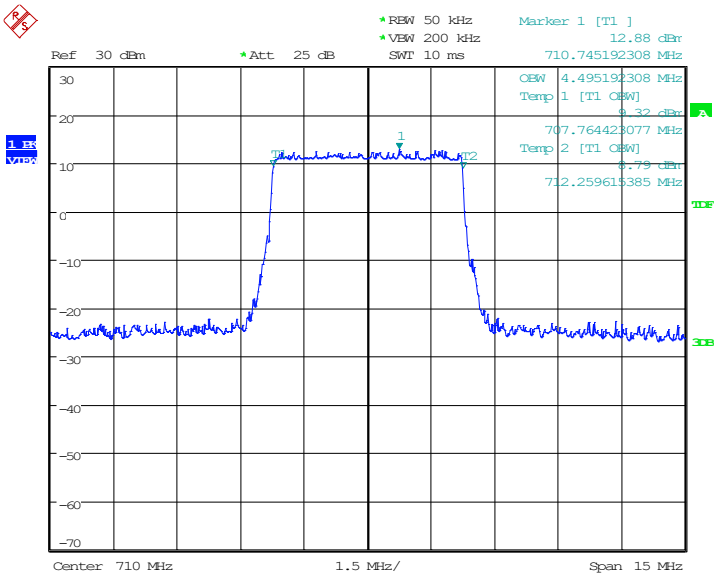

Date: 10.DEC.2020 07:31:15

LTE band 17, 5MHz Bandwidth,16QAM (99% BW)

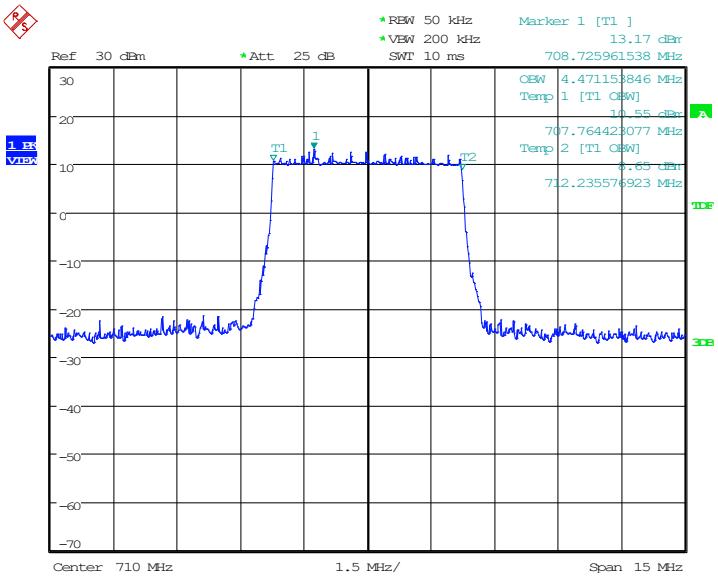

Date: 10.DEC.2020 07:31:29

©Copyright. All rights reserved by SAICT.

LTE band 17, 5MHz Bandwidth,64QAM (99% BW)

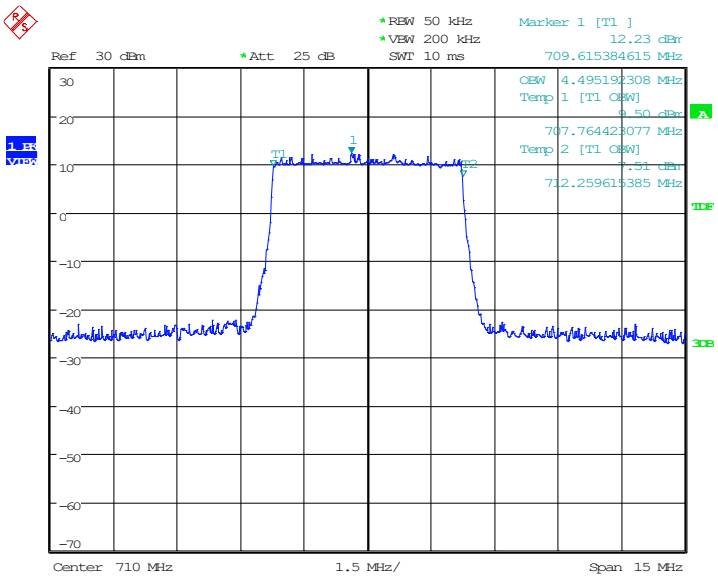

Date: 10.DEC.2020 11:13:44

©Copyright. All rights reserved by SAICT.

LTE band 17, 10MHz (99% BW)

Frequency(MHz)	Occupied Bandwidth (99% BW)(kHz)		
710.0	QPSK	16QAM	64QAM
	8990.38	8942.31	8990.38

LTE band 17, 10MHz Bandwidth, QPSK (99% BW)

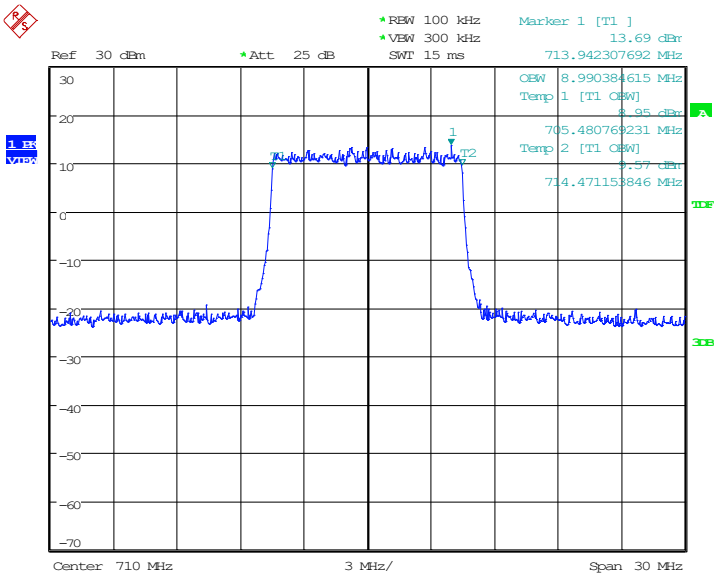

Date: 10.DEC.2020 07:33:33

LTE band 17, 10MHz Bandwidth, 16QAM (99% BW)

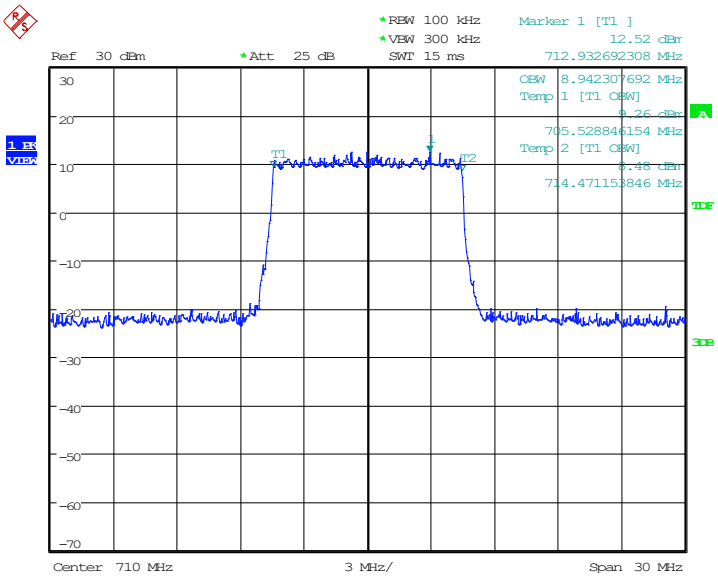

Date: 10.DEC.2020 07:33:47

©Copyright. All rights reserved by SAICT.

LTE band 17, 10MHz Bandwidth, 64QAM (99% BW)

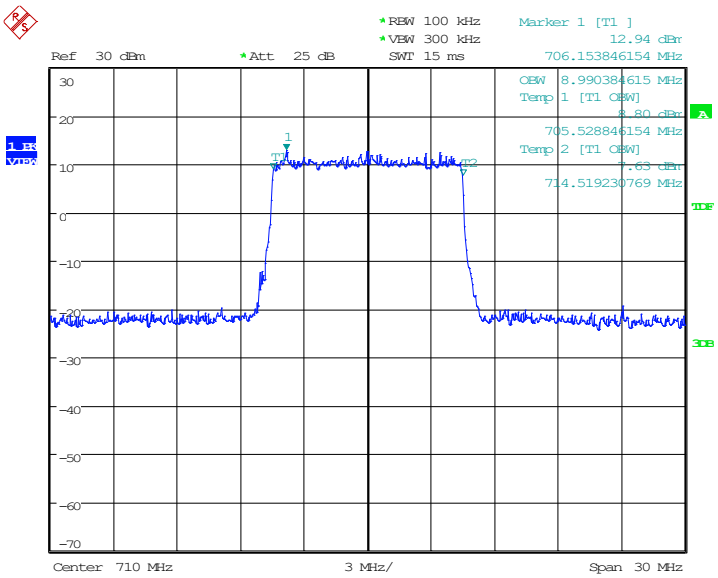

Date: 10.DEC.2020 11:15:32

©Copyright. All rights reserved by SAICT.

LTE band 66, 1.4MHz (99% BW)

Frequency(MHz)	Occupied Bandwidth (99% BW)(kHz)		
1745.0	QPSK	16QAM	64QAM
	1089.74	1105.77	1097.76

LTE band 66, 1.4MHz Bandwidth, QPSK (99% BW)

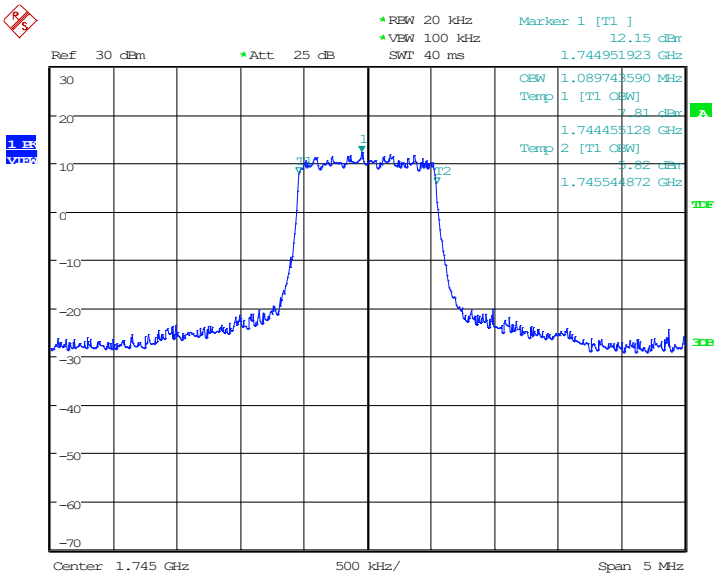

Date: 10.DEC.2020 07:35:55

LTE band 66, 1.4MHz Bandwidth, 16QAM (99% BW)

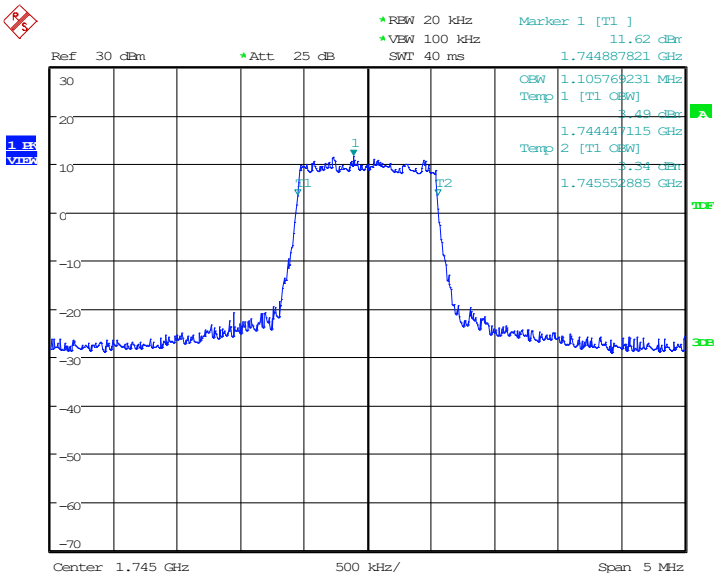

Date: 10.DEC.2020 07:36:08

©Copyright. All rights reserved by SAICT.

LTE band 66, 1.4MHz Bandwidth, 64QAM (99% BW)

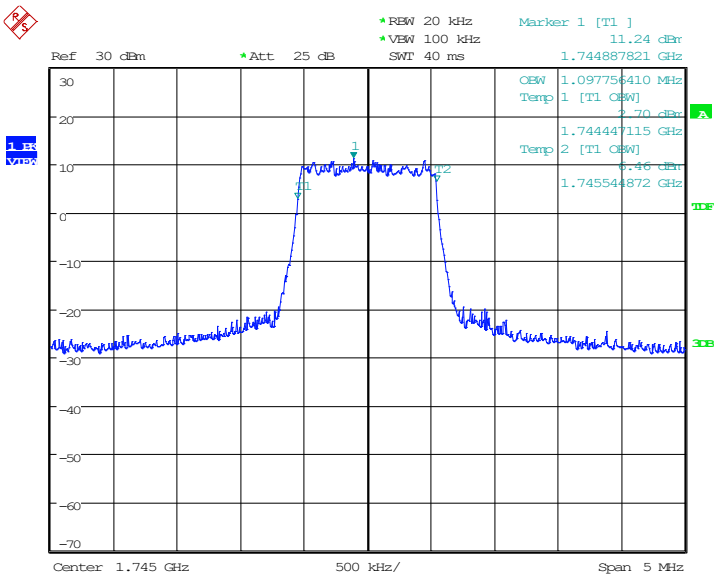

Date: 10.DEC.2020 11:17:24

©Copyright. All rights reserved by SAICT.

LTE band 66, 3MHz (99% BW)

Frequency(MHz)	Occupied Bandwidth (99% BW)(kHz)		
1745.0	QPSK	16QAM	64QAM
	2692.31	2692.31	2692.31

LTE band 66, 3MHz Bandwidth, QPSK (99% BW)

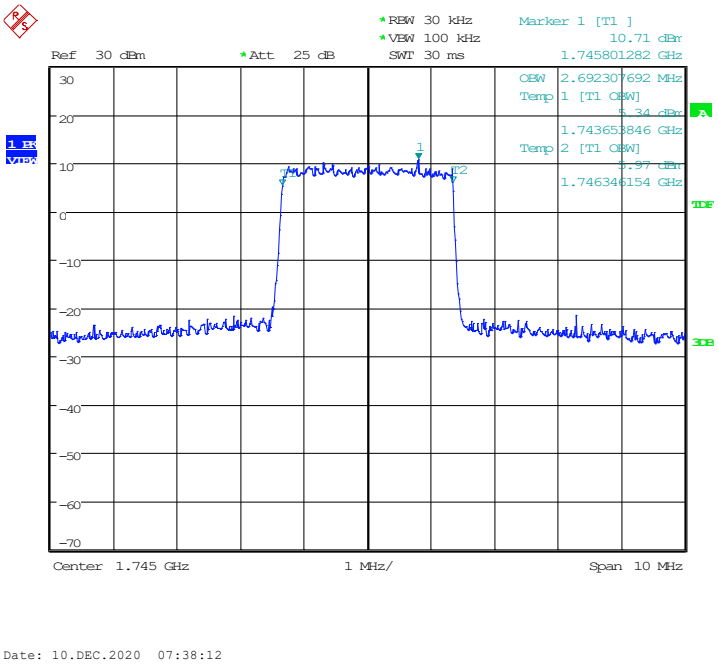

LTE band 66, 3MHz Bandwidth, 16QAM (99% BW)

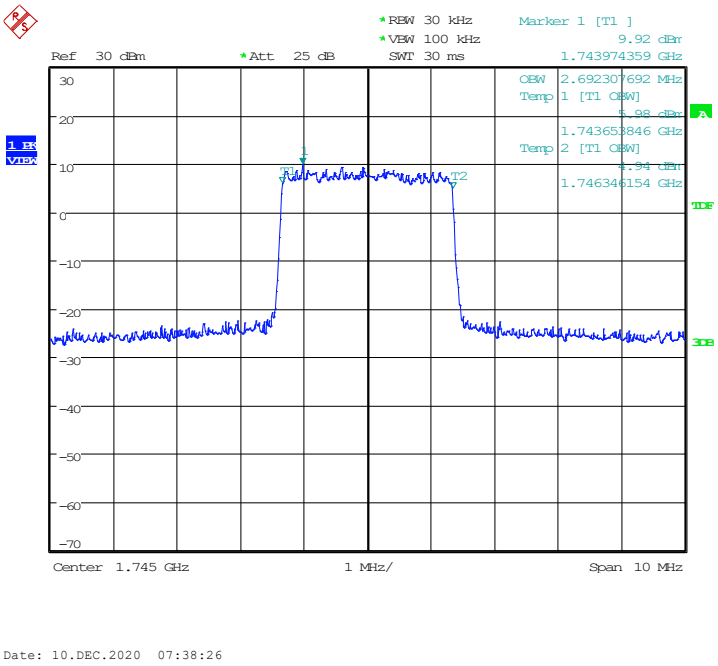

©Copyright. All rights reserved by SAICT.

LTE band 66, 3MHz Bandwidth, 64QAM (99% BW)

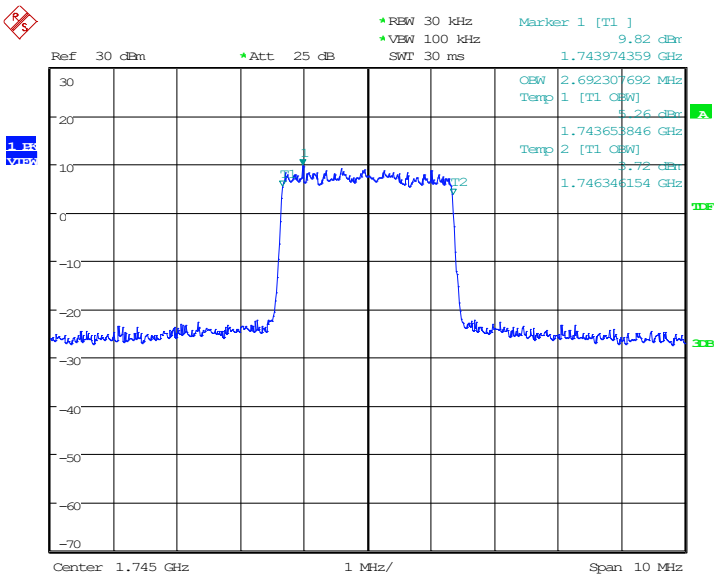

Date: 10.DEC.2020 11:19:13

©Copyright. All rights reserved by SAICT.

LTE band 66, 5MHz (99% BW)

Frequency(MHz)	Occupied Bandwidth (99% BW)(kHz)		
1745.0	QPSK	16QAM	64QAM
	4495.19	4471.15	4519.23

LTE band 66, 5MHz Bandwidth, QPSK (99% BW)

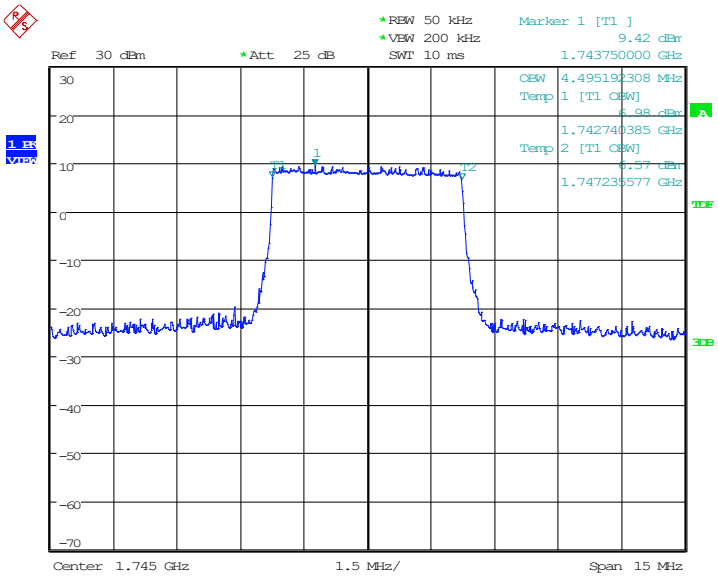

Date: 10.DEC.2020 07:40:30

LTE band 66, 5MHz Bandwidth,16QAM (99% BW)

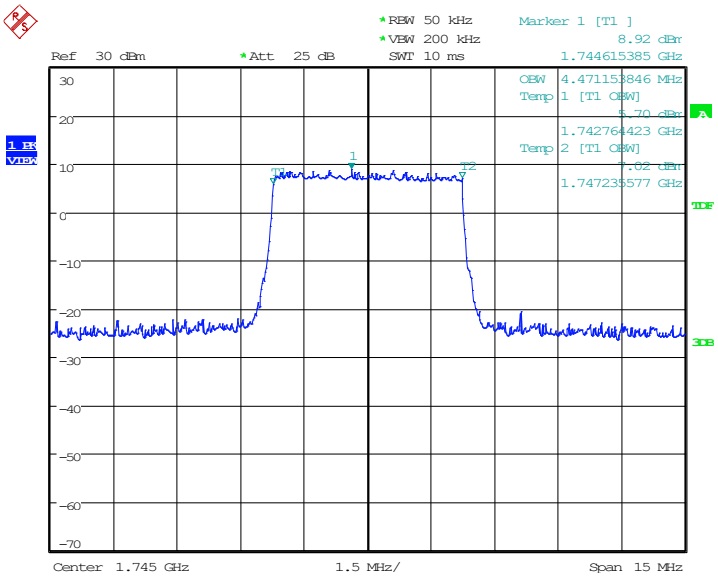

Date: 10.DEC.2020 07:40:44

©Copyright. All rights reserved by SAICT.

LTE band 66, 5MHz Bandwidth,64QAM (99% BW)

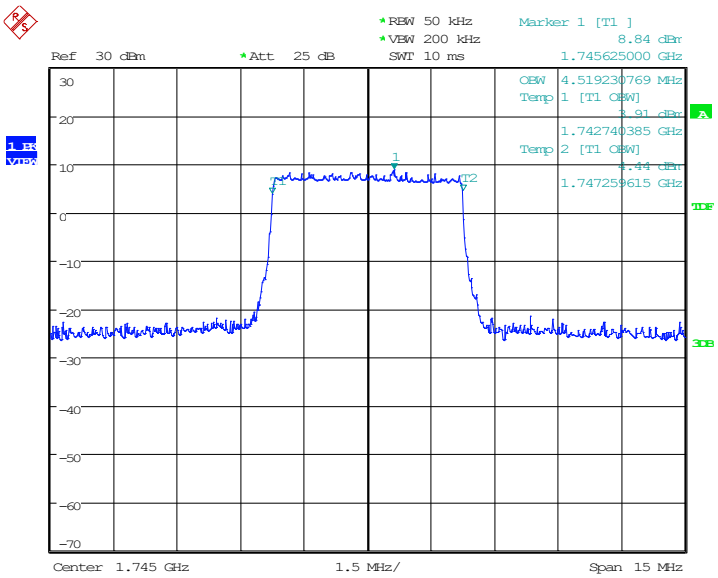

Date: 10.DEC.2020 11:21:01

©Copyright. All rights reserved by SAICT.

LTE band 66, 10MHz (99% BW)

Frequency(MHz)	Occupied Bandwidth (99% BW)(kHz)		
1745.0	QPSK	16QAM	64QAM
	8990.38	9038.46	8990.38

LTE band 66, 10MHz Bandwidth, QPSK (99% BW)

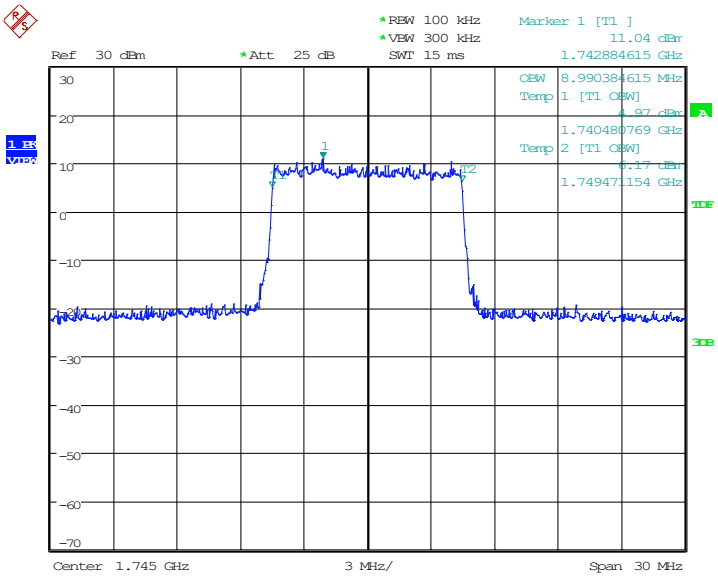

Date: 10.DEC.2020 07:42:48

LTE band 66, 10MHz Bandwidth, 16QAM (99% BW)

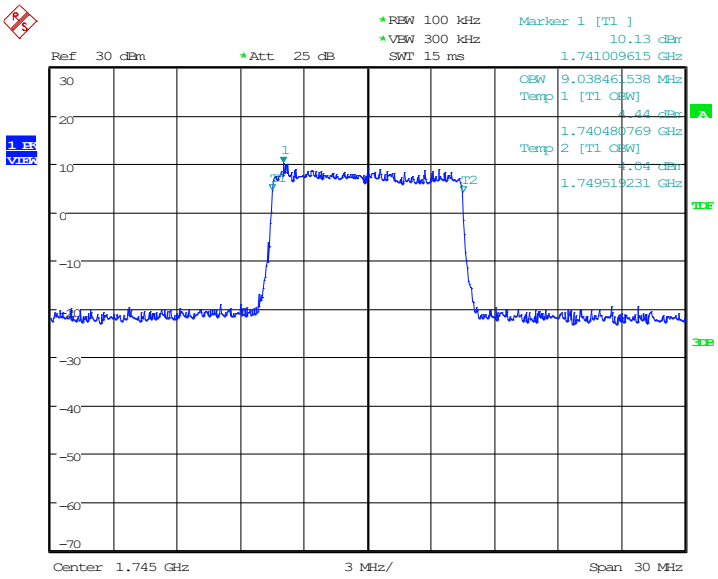

Date: 10.DEC.2020 07:43:02

©Copyright. All rights reserved by SAICT.

LTE band 66, 10MHz Bandwidth, 64QAM (99% BW)

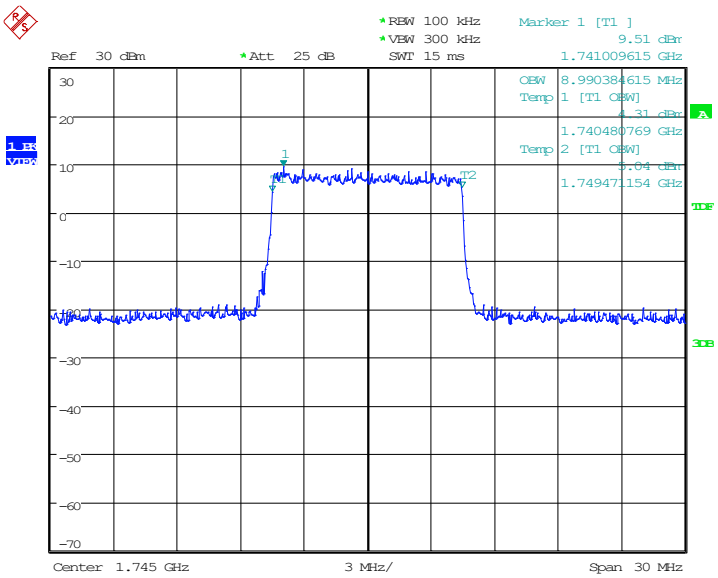

Date: 10.DEC.2020 11:22:49

©Copyright. All rights reserved by SAICT.

LTE band 66, 15MHz (99% BW)

Frequency(MHz)	Occupied Bandwidth (99% BW)(kHz)		
1745.0	QPSK	16QAM	64QAM
	13485.58	13557.69	13557.69

LTE band 66, 15MHz Bandwidth, QPSK (99% BW)

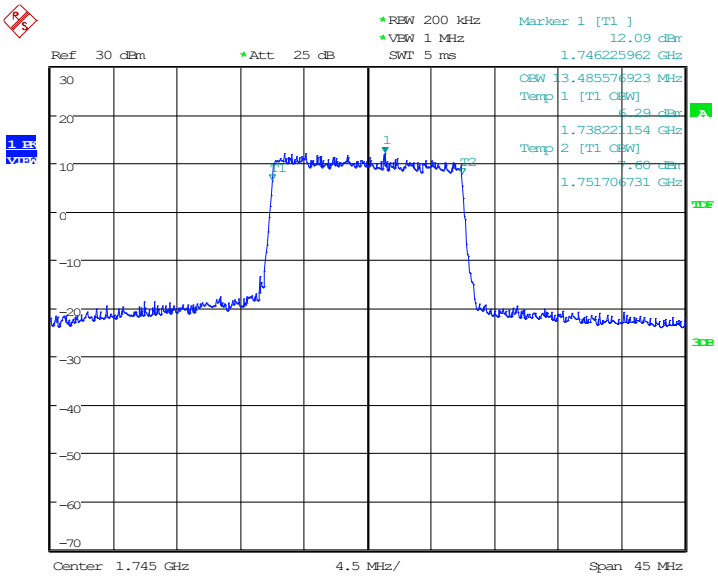

Date: 10.DEC.2020 07:45:06

LTE band 66, 15MHz Bandwidth, 16QAM (99% BW)

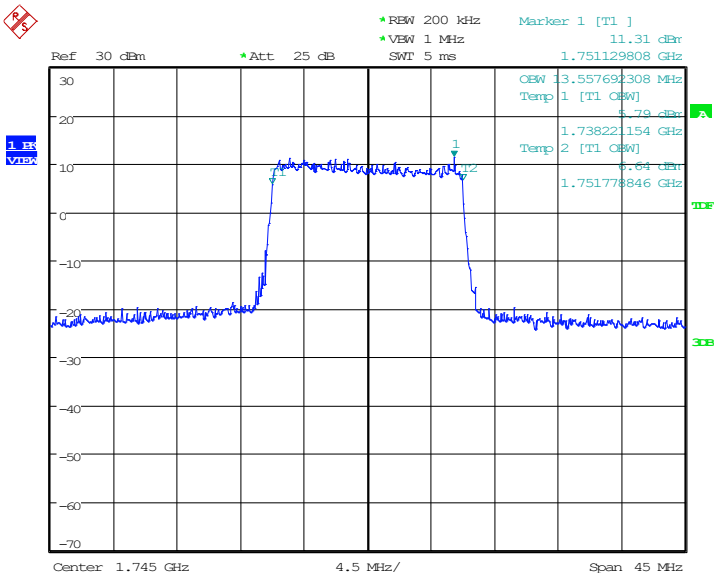

Date: 10.DEC.2020 07:45:20

©Copyright. All rights reserved by SAICT.

LTE band 66, 15MHz Bandwidth, 64QAM (99% BW)

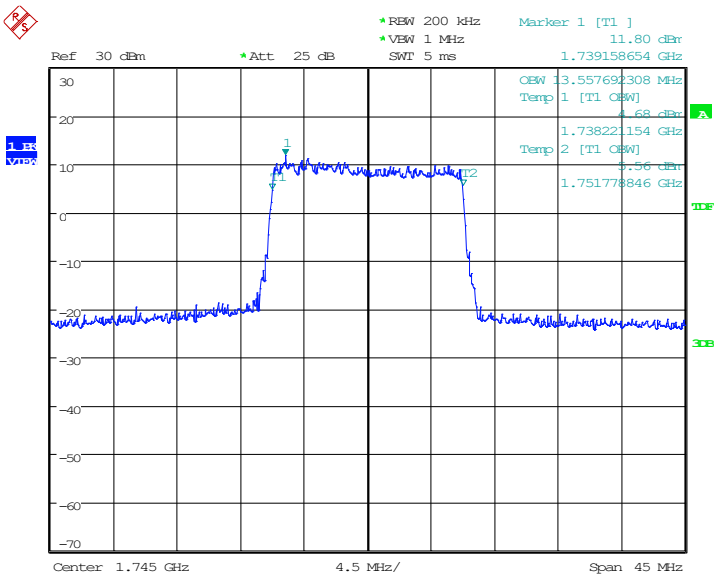

Date: 10.DEC.2020 11:24:37

©Copyright. All rights reserved by SAICT.

LTE band 66, 20MHz (99% BW)

Frequency(MHz)	Occupied Bandwidth (99% BW)(kHz)		
1745.0	QPSK	16QAM	64QAM
	17980.77	17980.77	17980.77

LTE band 66, 20MHz Bandwidth, QPSK (99% BW)

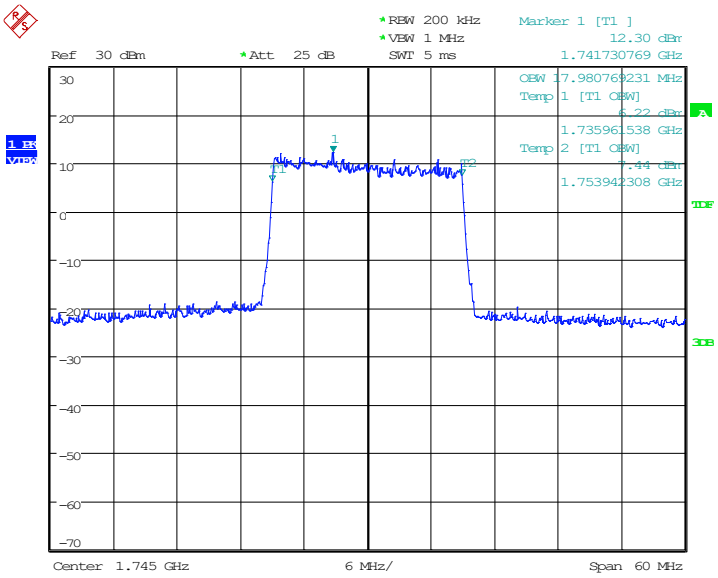

Date: 10.DEC.2020 07:47:24

LTE band 66, 20MHz Bandwidth, 16QAM (99% BW)

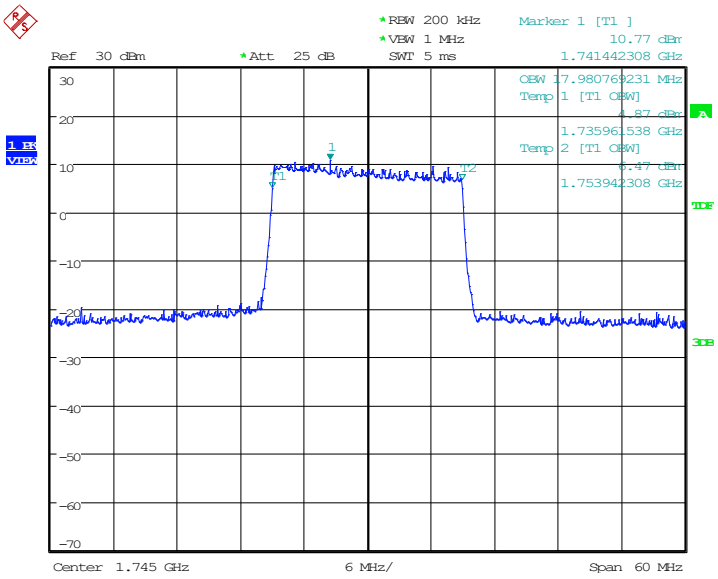

Date: 10.DEC.2020 07:47:38

©Copyright. All rights reserved by SAICT.

LTE band 66, 20MHz Bandwidth, 64QAM (99% BW)

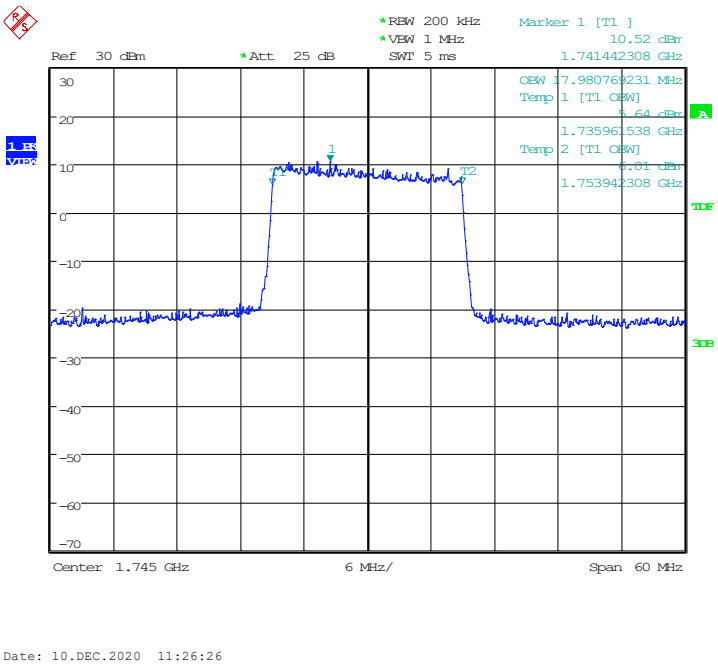

Note: Expanded measurement uncertainty is U = 3428 Hz, k = 2

©Copyright. All rights reserved by SAICT.

A.5 EMISSION BANDWIDTH

Reference

FCC: CFR Part 2.1049, 22.917, 24.238, 27.53.

A.5.1Emission Bandwidth Results

The emission bandwidth is defined as the width of the signal between two points, one below the carrier center frequency and one above the carrier center frequency, outside of which all emissions are attenuated at least 26 dB below the transmitter power. Table below lists the measured -26dBc BW. Spectrum analyzer plots are included on the following pages.

LTE band 2, 1.4MHz (-26dBc BW)

Frequency(MHz)	Emission Bandwidth (-26dBc BW)(kHz)		
1880.0	QPSK	16QAM	64QAM
	1306.09	1290.06	1282.05

LTE band 2, 1.4MHz Bandwidth, QPSK (-26dBc BW)

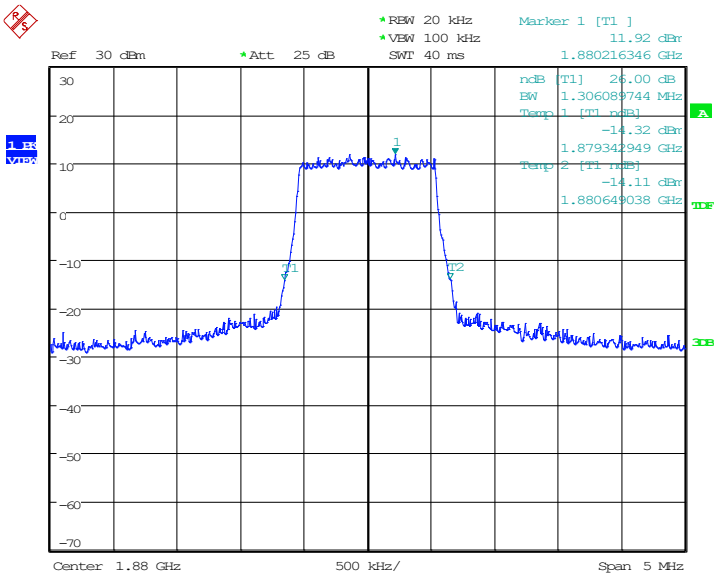

Date: 10.DEC.2020 06:55:31

©Copyright. All rights reserved by SAICT.

LTE band 2, 1.4MHz Bandwidth, 16QAM (-26dBc BW)

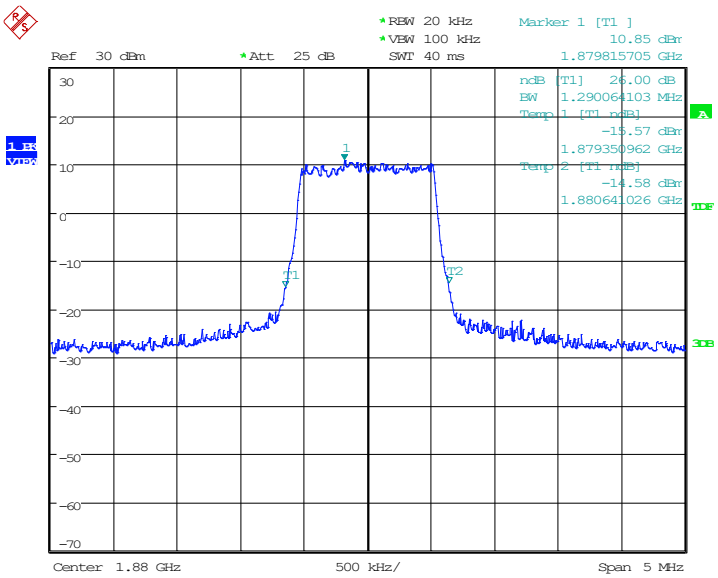

Date: 10.DEC.2020 06:55:47

LTE band 2, 1.4MHz Bandwidth, 64QAM (-26dBc BW)

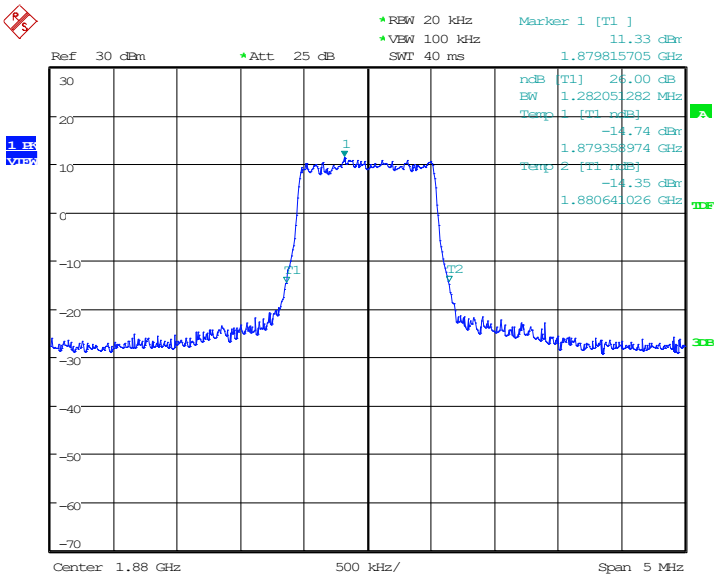

Date: 10.DEC.2020 10:45:34

©Copyright. All rights reserved by SAICT.

LTE band 2, 3MHz (-26dBc BW)

Frequency(MHz)	Emission Bandwidth (-26dBc BW)(kHz)		
1880.0	QPSK	16QAM	64QAM
	2884.62	2900.64	2884.62

LTE band 2, 3MHz Bandwidth, QPSK (-26dBc BW)

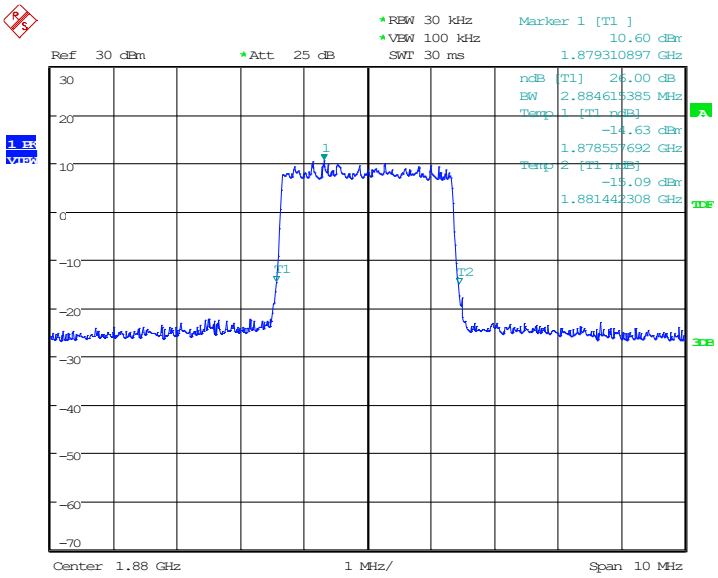

Date: 10.DEC.2020 06:57:49

LTE band 2, 3MHz Bandwidth, 16QAM (-26dBc BW)

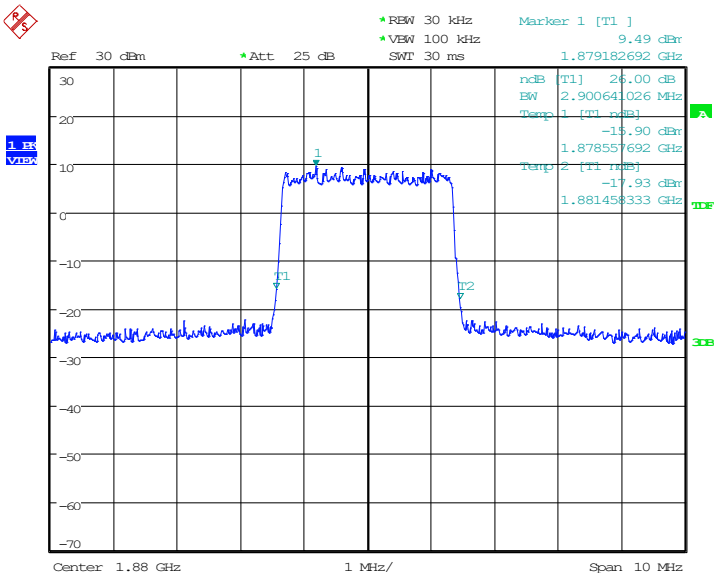

Date: 10.DEC.2020 06:58:05

©Copyright. All rights reserved by SAICT.

LTE band 2, 3MHz Bandwidth, 64QAM (-26dBc BW)

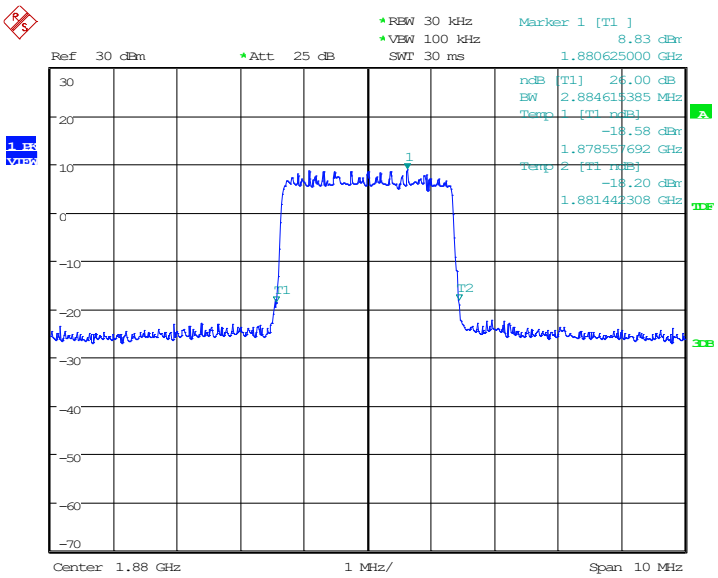

Date: 10.DEC.2020 10:47:22

©Copyright. All rights reserved by SAICT.

LTE band 2, 5MHz (-26dBc BW)

Frequency(MHz)	Emission Bandwidth (-26dBc BW)(kHz)		
1880.0	QPSK	16QAM	64QAM
	4879.81	4855.77	4879.81

LTE band 2, 5MHz Bandwidth, QPSK (-26dBc BW)

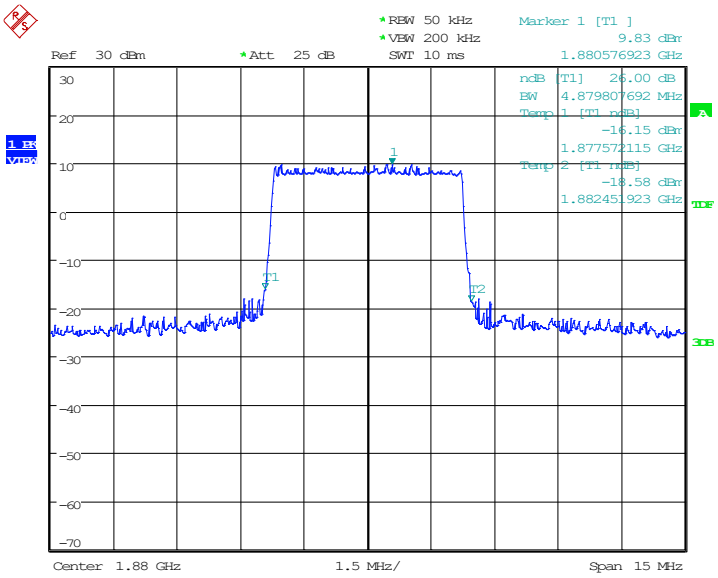

Date: 10.DEC.2020 07:00:07

LTE band 2, 5MHz Bandwidth,16QAM (-26dBc BW)

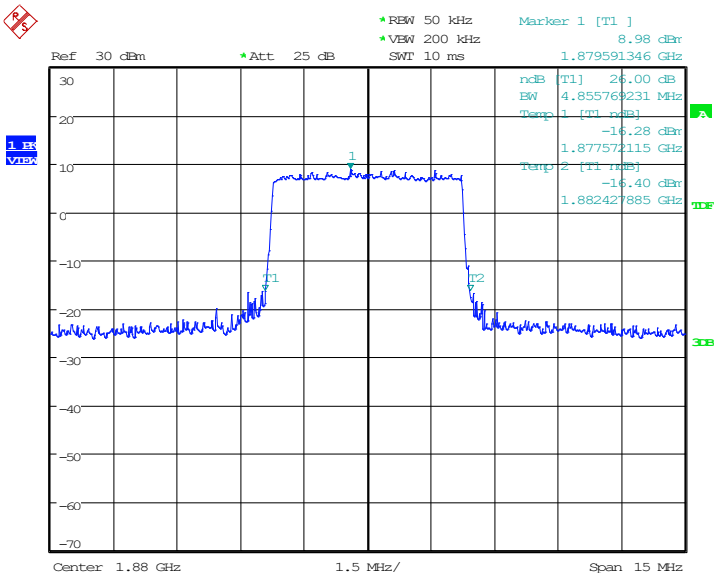

Date: 10.DEC.2020 07:00:23

©Copyright. All rights reserved by SAICT.

LTE band 2, 5MHz Bandwidth,64QAM (-26dBc BW)

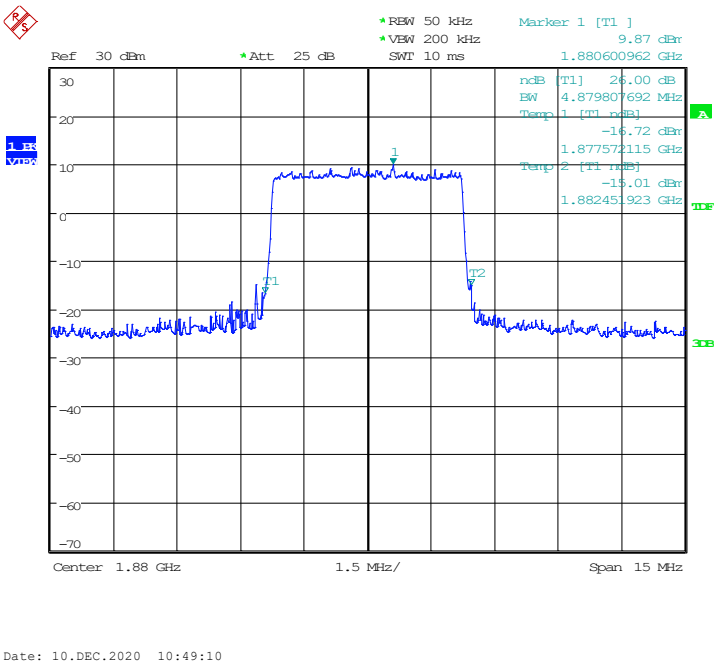

Date: 10.DEC.2020 10:49:10

©Copyright. All rights reserved by SAICT.

LTE band 2, 10MHz (-26dBc BW)

Frequency(MHz)	Emission Bandwidth (-26dBc BW)(kHz)		
1880.0	QPSK	16QAM	64QAM
	9615.38	9663.46	9663.46

LTE band 2, 10MHz Bandwidth, QPSK (-26dBc BW)

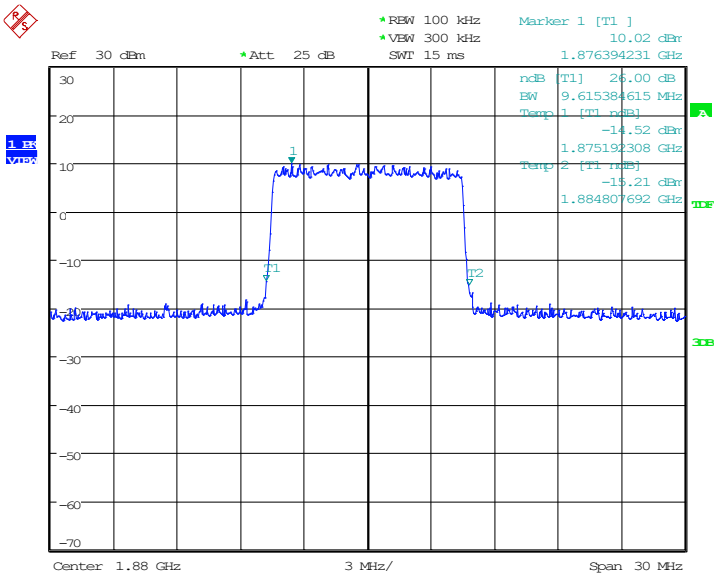

Date: 10.DEC.2020 07:02:25

LTE band 2, 10MHz Bandwidth, 16QAM (-26dBc BW)

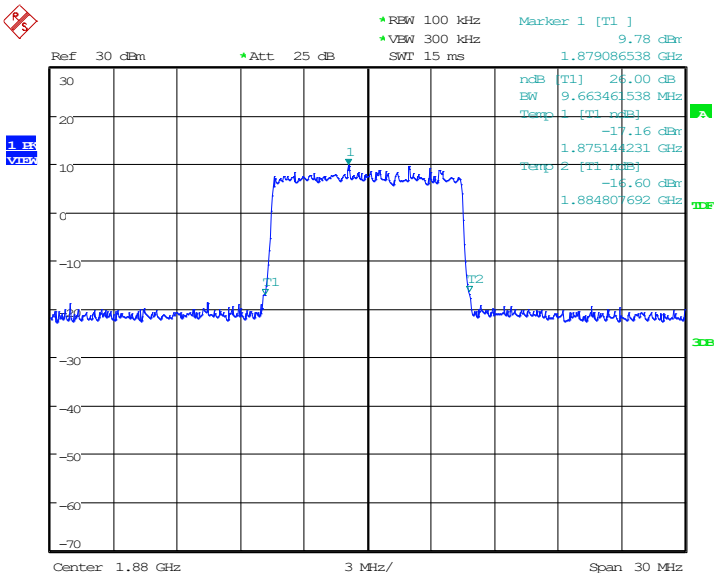

Date: 10.DEC.2020 07:02:41

©Copyright. All rights reserved by SAICT.

LTE band 2, 10MHz Bandwidth, 64QAM (-26dBc BW)

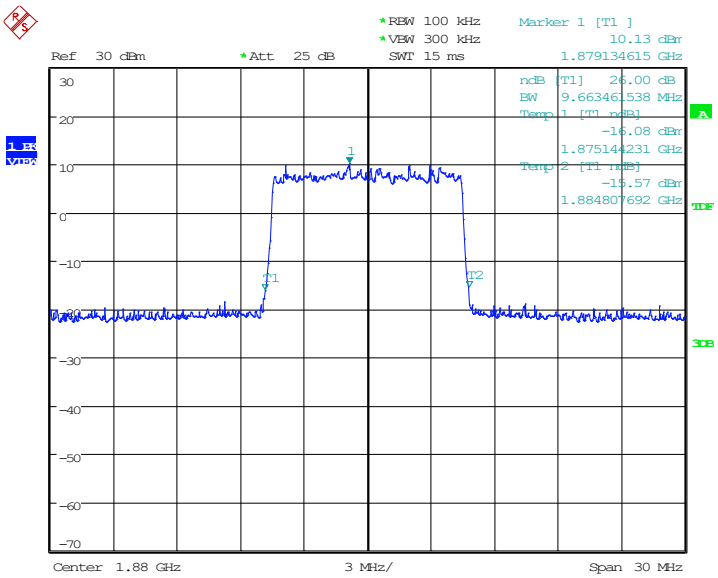

Date: 10.DEC.2020 10:50:59

©Copyright. All rights reserved by SAICT.

LTE band 2, 15MHz (-26dBc BW)

Frequency(MHz)	Emission Bandwidth (-26dBc BW)(kHz)		
1880.0	QPSK	16QAM	64QAM
	14495.19	14639.42	14495.19

LTE band 2, 15MHz Bandwidth, QPSK (-26dBc BW)

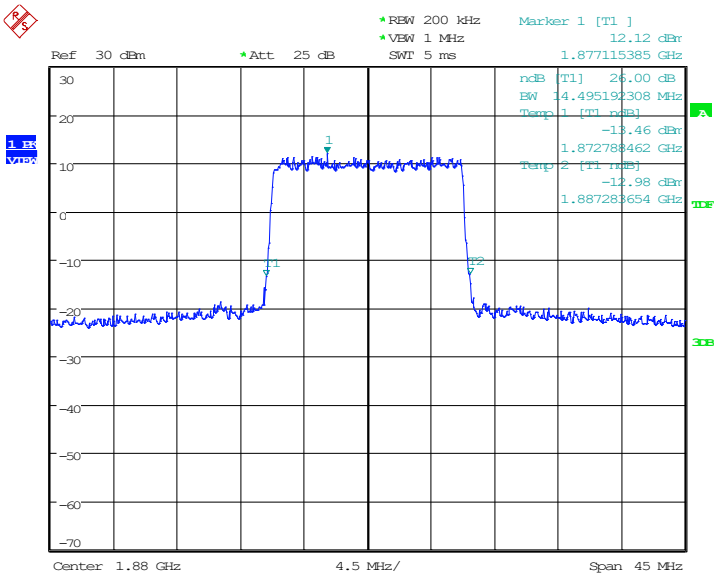

Date: 10.DEC.2020 07:04:43

LTE band 2, 15MHz Bandwidth, 16QAM (-26dBc BW)

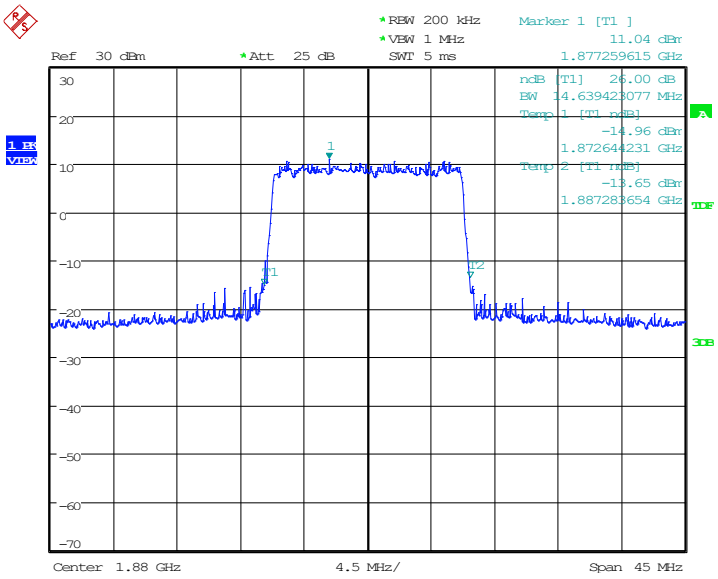

Date: 10.DEC.2020 07:04:59

©Copyright. All rights reserved by SAICT.

LTE band 2, 15MHz Bandwidth, 64QAM (-26dBc BW)

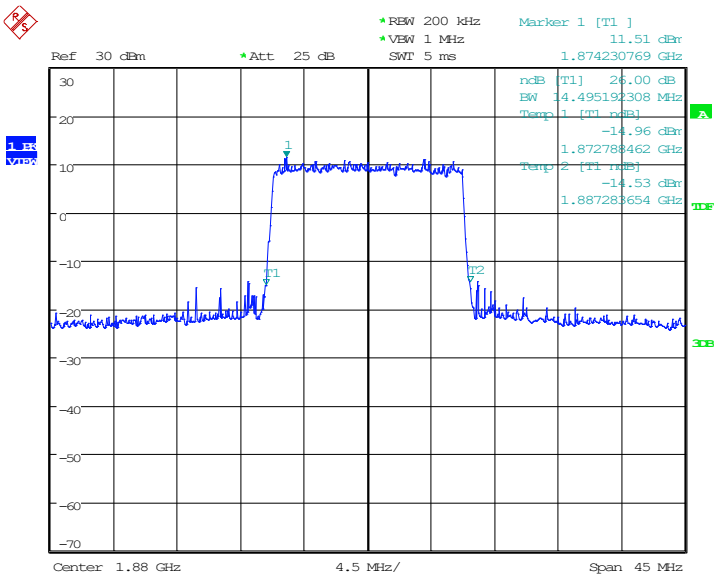

Date: 10.DEC.2020 10:52:47

©Copyright. All rights reserved by SAICT.

LTE band 2, 20MHz (-26dBc BW)

Frequency(MHz)	Emission Bandwidth (-26dBc BW)(kHz)		
1880.0	QPSK	16QAM	64QAM
	19230.77	19134.62	19134.62

LTE band 2, 20MHz Bandwidth, QPSK (-26dBc BW)

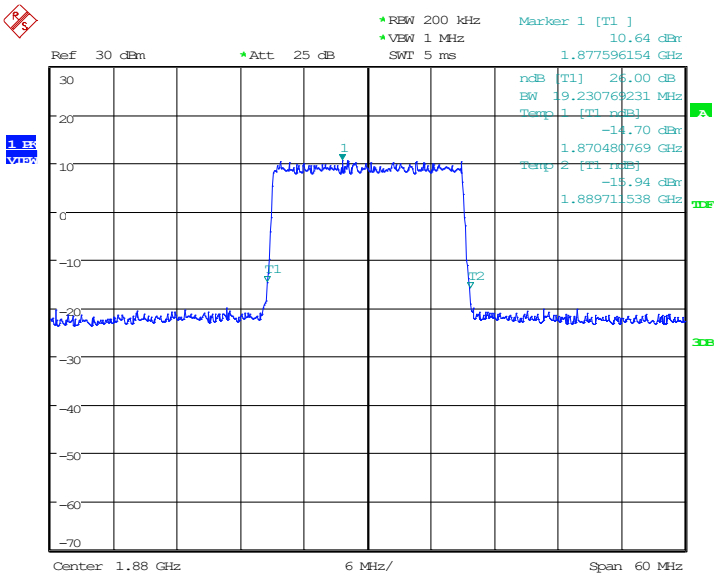

Date: 10.DEC.2020 07:07:01

LTE band 2, 20MHz Bandwidth, 16QAM (-26dBc BW)

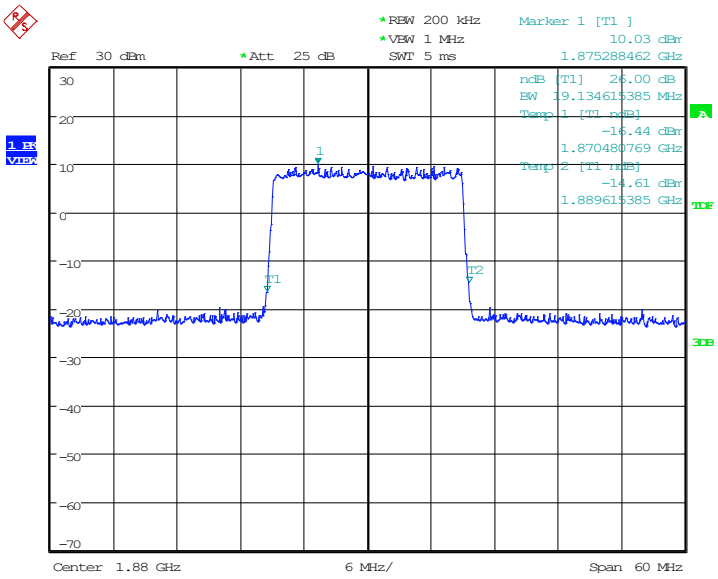

Date: 10.DEC.2020 07:07:17

©Copyright. All rights reserved by SAICT.

LTE band 2, 20MHz Bandwidth, 64QAM (-26dBc BW)

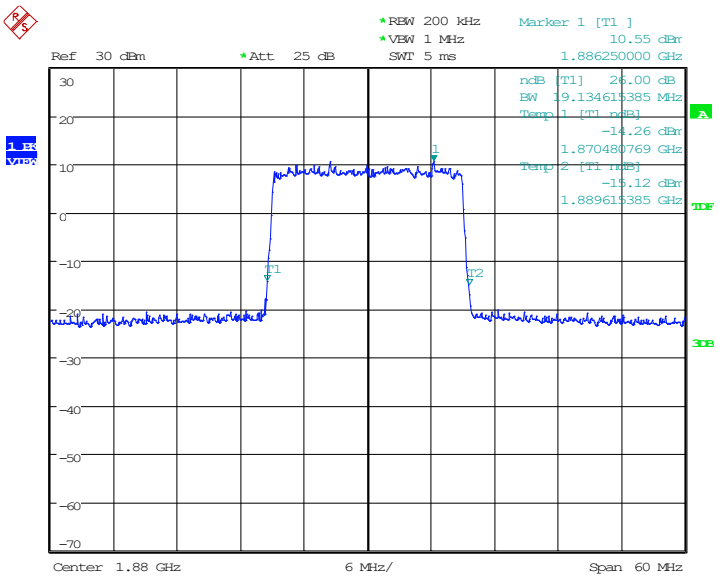

Date: 10.DEC.2020 10:54:36

©Copyright. All rights reserved by SAICT.

LTE band 4, 1.4MHz (-26dBc BW)

Frequency(MHz)	Emission Bandwidth (-26dBc BW)(kHz)		
1732.5	QPSK	16QAM	64QAM
	1314.10	1282.05	1282.05

LTE band 4, 1.4MHz Bandwidth, QPSK (-26dBc BW)

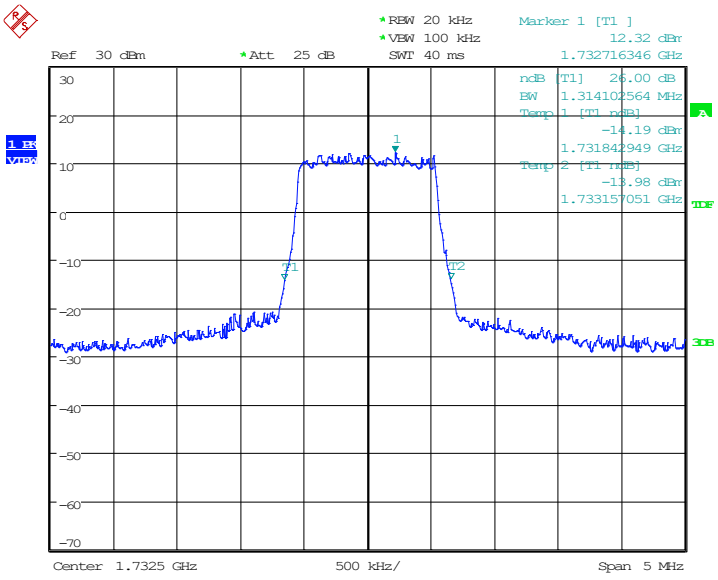

Date: 10.DEC.2020 07:09:21

LTE band 4, 1.4MHz Bandwidth, 16QAM (-26dBc BW)

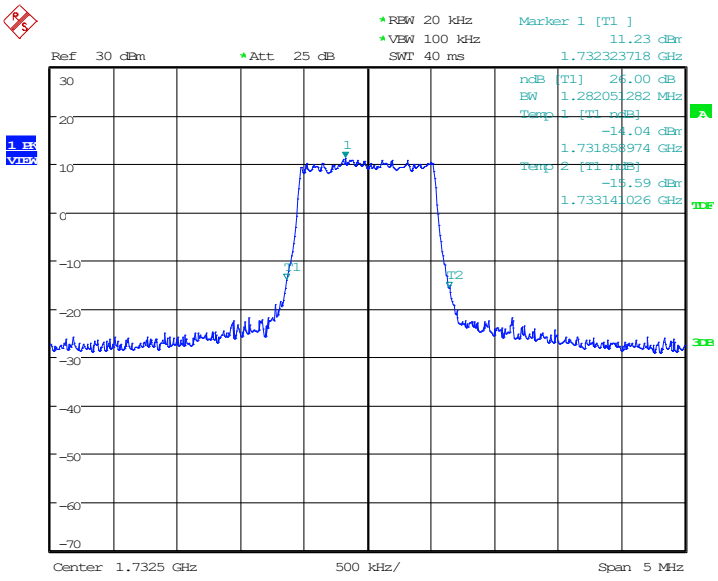

Date: 10.DEC.2020 07:09:36

©Copyright. All rights reserved by SAICT.

LTE band 4, 1.4MHz Bandwidth, 64QAM (-26dBc BW)

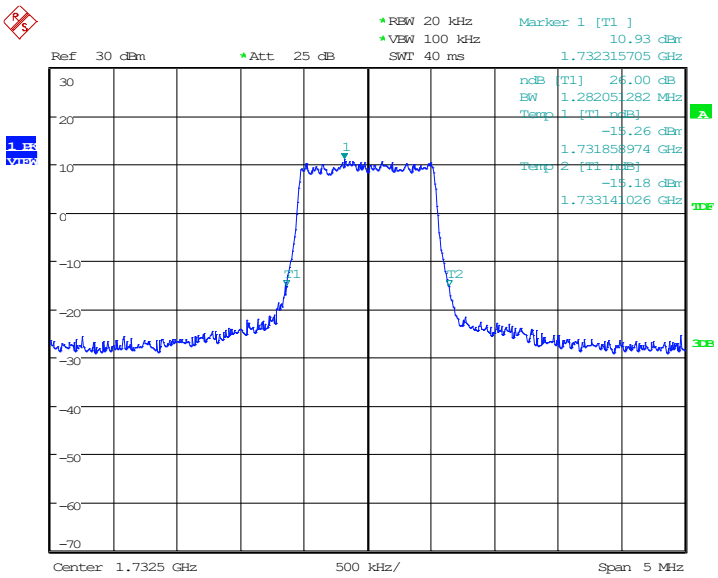

Date: 10.DEC.2020 10:56:26

©Copyright. All rights reserved by SAICT.

LTE band 4, 3MHz (-26dBc BW)

Frequency(MHz)	Emission Bandwidth (-26dBc BW)(kHz)		
1732.5	QPSK	16QAM	64QAM
	2916.67	2900.64	2916.67

LTE band 4, 3MHz Bandwidth, QPSK (-26dBc BW)

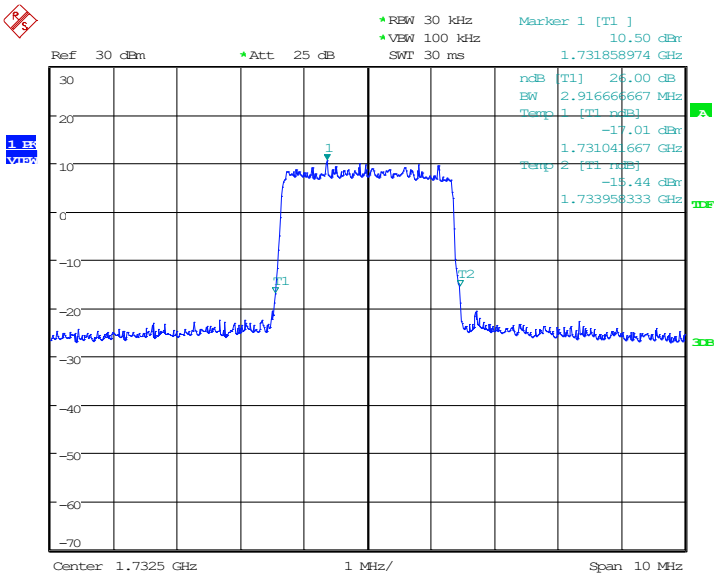

Date: 10.DEC.2020 07:11:38

LTE band 4, 3MHz Bandwidth, 16QAM (-26dBc BW)

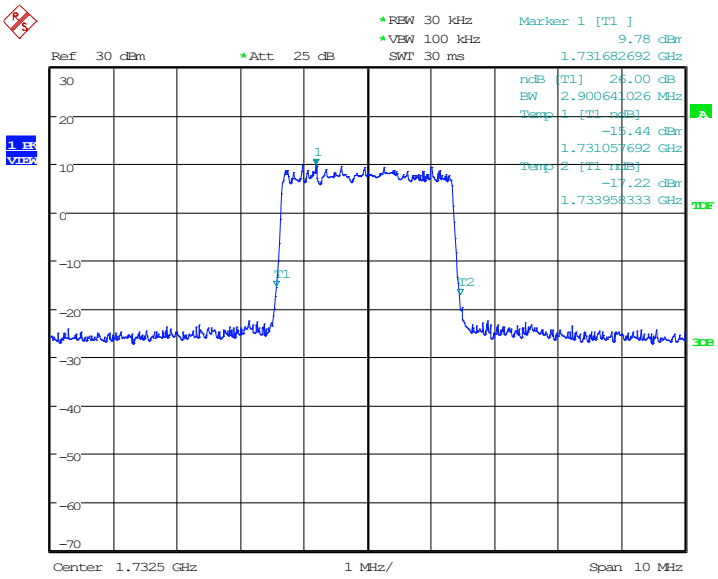

Date: 10.DEC.2020 07:11:54

©Copyright. All rights reserved by SAICT.

LTE band 4, 3MHz Bandwidth, 64QAM (-26dBc BW)

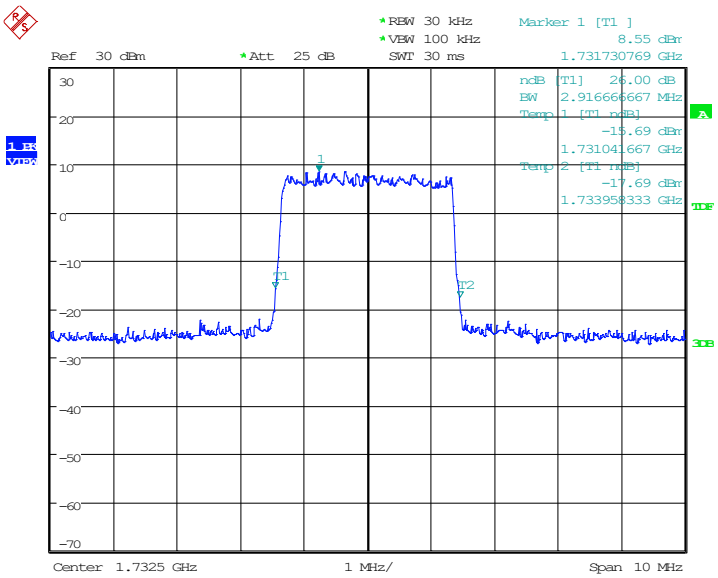

Date: 10.DEC.2020 10:58:14

©Copyright. All rights reserved by SAICT.

LTE band 4, 5MHz (-26dBc BW)

Frequency(MHz)	Emission Bandwidth (-26dBc BW)(kHz)		
1732.5	QPSK	16QAM	64QAM
	4879.81	4975.96	4903.85

LTE band 4, 5MHz Bandwidth, QPSK (-26dBc BW)

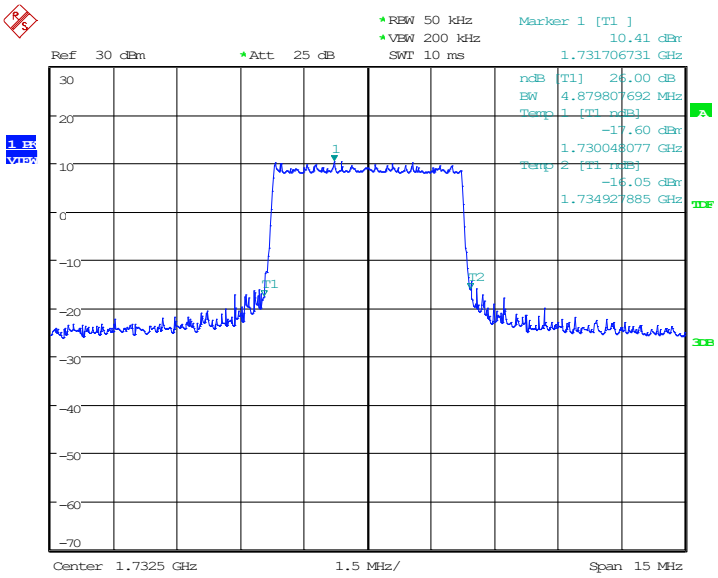

Date: 10.DEC.2020 07:13:56

LTE band 4, 5MHz Bandwidth,16QAM (-26dBc BW)

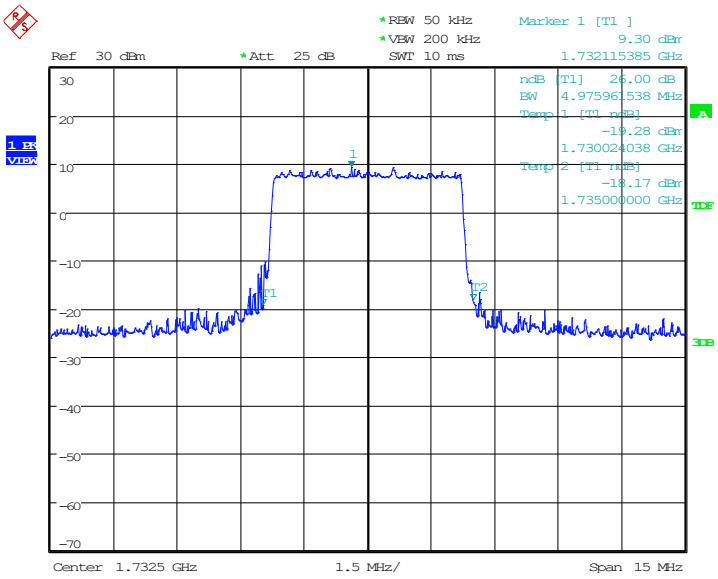

Date: 10.DEC.2020 07:14:12

©Copyright. All rights reserved by SAICT.

LTE band 4, 5MHz Bandwidth,64QAM (-26dBc BW)

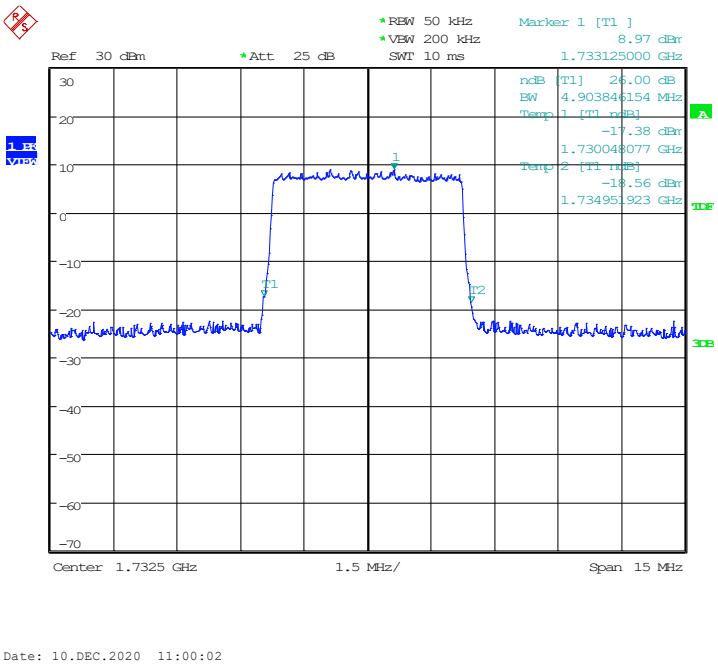

Date: 10.DEC.2020 11:00:02

©Copyright. All rights reserved by SAICT.

LTE band 4, 10MHz (-26dBc BW)

Frequency(MHz)	Emission Bandwidth (-26dBc BW)(kHz)		
1732.5	QPSK	16QAM	64QAM
	9759.62	9615.38	9567.31

LTE band 4, 10MHz Bandwidth, QPSK (-26dBc BW)

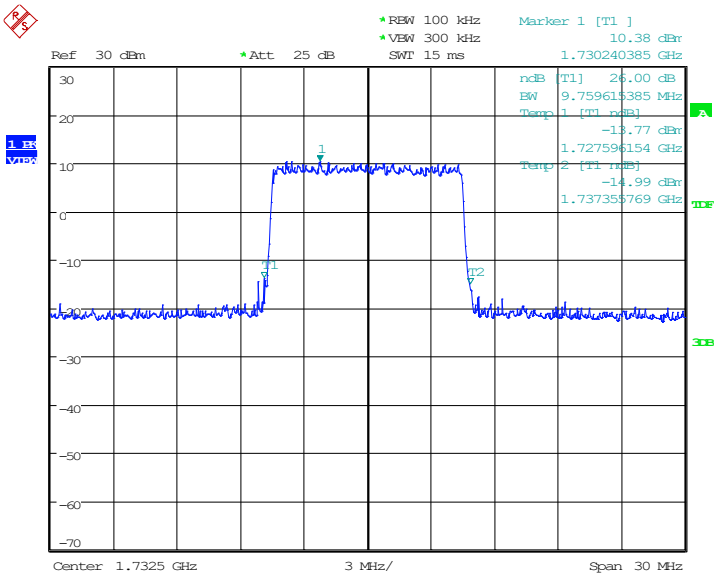

Date: 10.DEC.2020 07:16:14

LTE band 4, 10MHz Bandwidth, 16QAM (-26dBc BW)

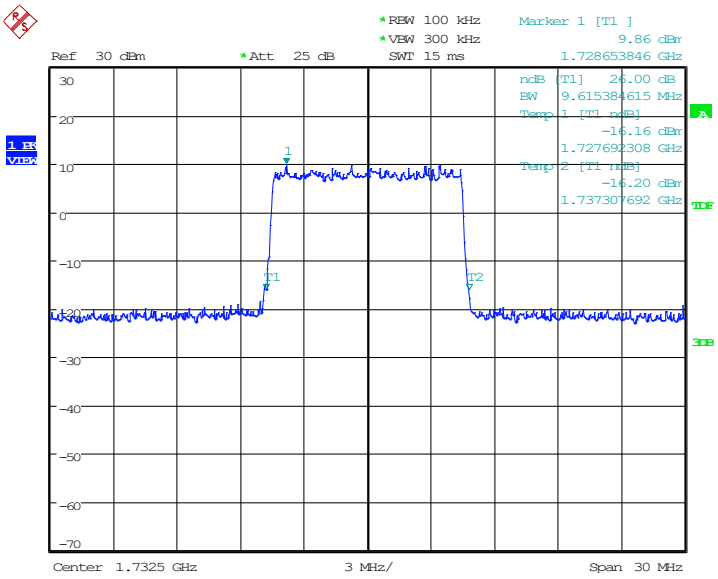

Date: 10.DEC.2020 07:16:30

©Copyright. All rights reserved by SAICT.

LTE band 4, 10MHz Bandwidth, 64QAM (-26dBc BW)

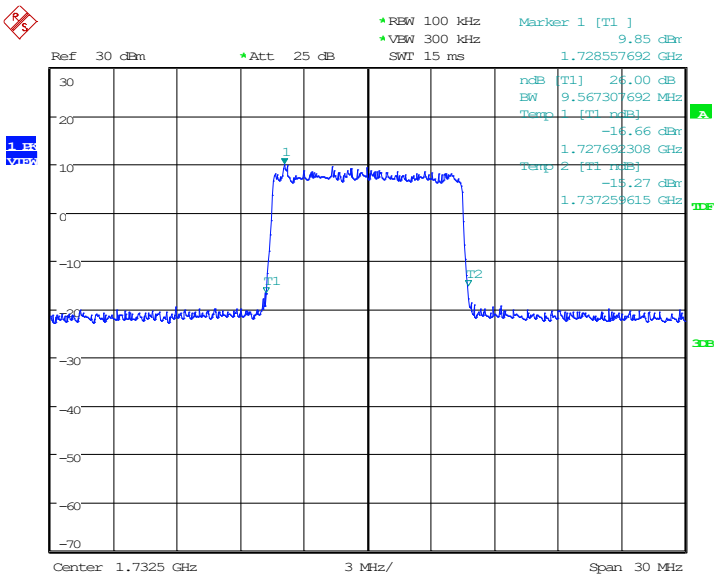

Date: 10.DEC.2020 11:01:51

©Copyright. All rights reserved by SAICT.

LTE band 4, 15MHz (-26dBc BW)

Frequency(MHz)	Emission Bandwidth (-26dBc BW)(kHz)		
1732.5	QPSK	16QAM	64QAM
	14495.19	14567.31	14639.42

LTE band 4, 15MHz Bandwidth, QPSK (-26dBc BW)

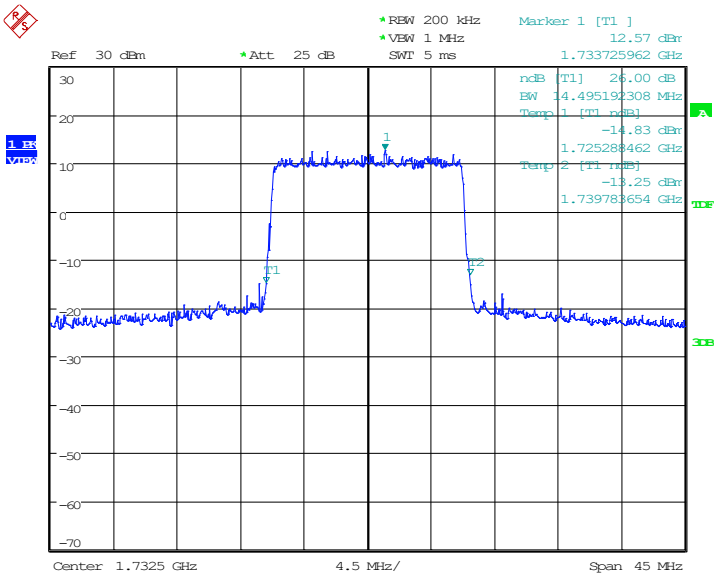

Date: 10.DEC.2020 07:18:32

LTE band 4, 15MHz Bandwidth, 16QAM (-26dBc BW)

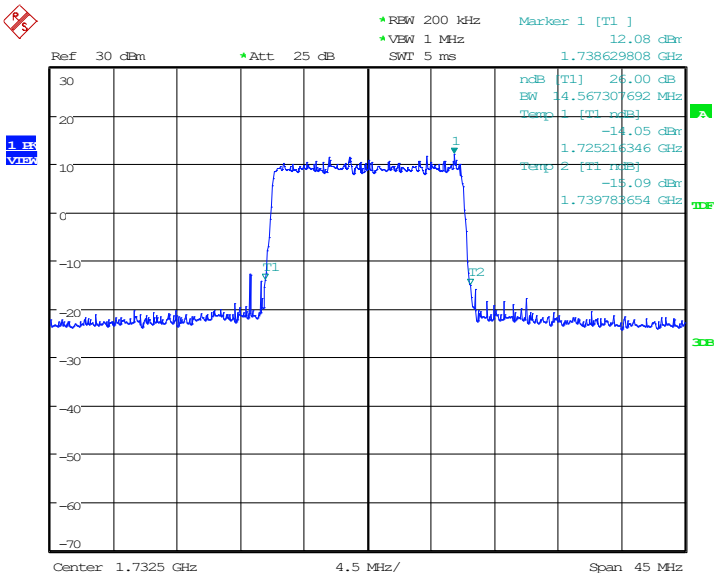

Date: 10.DEC.2020 07:18:48

©Copyright. All rights reserved by SAICT.

LTE band 4, 15MHz Bandwidth, 64QAM (-26dBc BW)

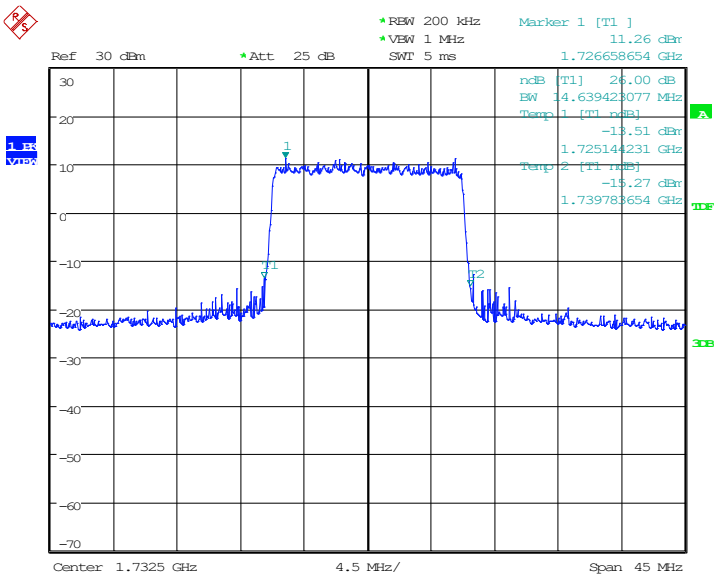

Date: 10.DEC.2020 11:03:39

©Copyright. All rights reserved by SAICT.

LTE band 4, 20MHz (-26dBc BW)

Frequency(MHz)	Emission Bandwidth (-26dBc BW)(kHz)		
1732.5	QPSK	16QAM	64QAM
	19230.77	19230.77	19230.77

LTE band 4, 20MHz Bandwidth, QPSK (-26dBc BW)

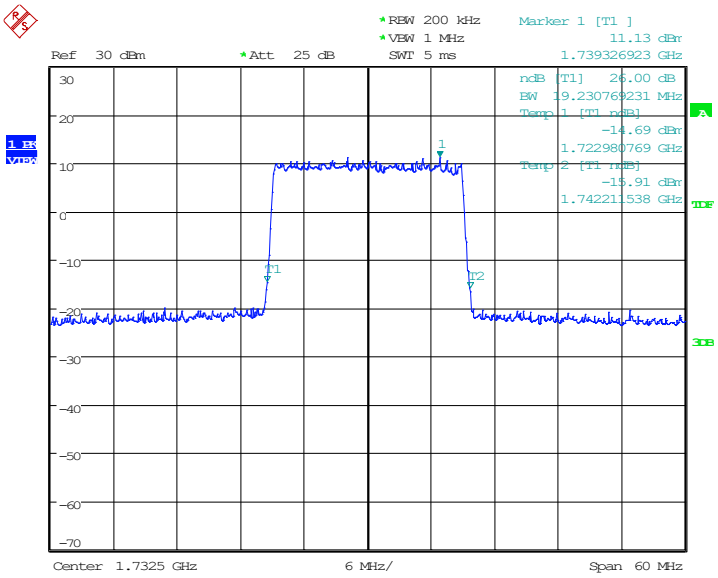

Date: 10.DEC.2020 07:20:50

LTE band 4, 20MHz Bandwidth, 16QAM (-26dBc BW)

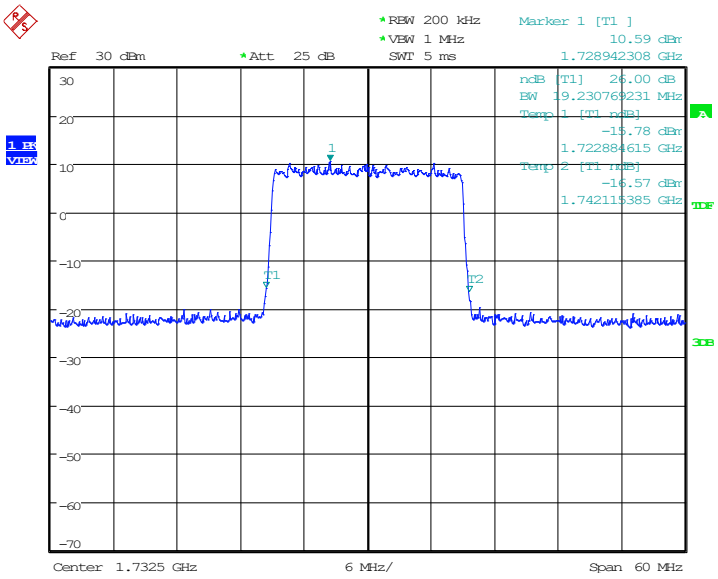

Date: 10.DEC.2020 07:21:06

©Copyright. All rights reserved by SAICT.

LTE band 4, 20MHz Bandwidth, 64QAM (-26dBc BW)

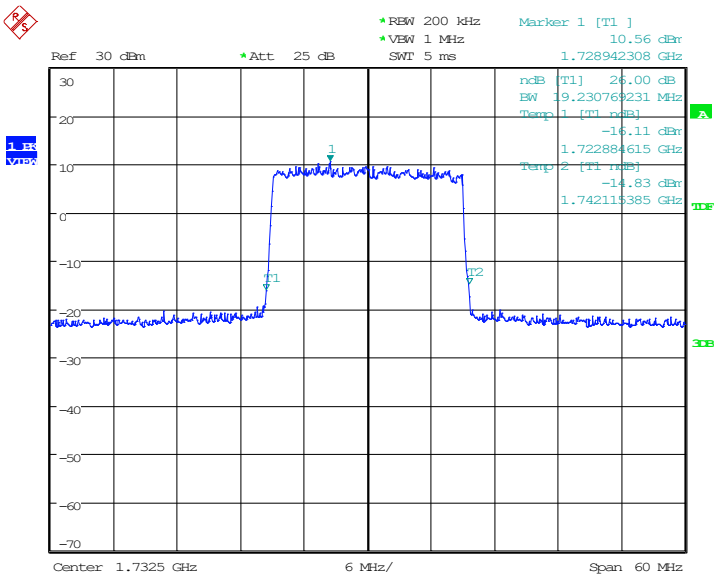

Date: 10.DEC.2020 11:05:28

©Copyright. All rights reserved by SAICT.

LTE band 5, 1.4MHz (-26dBc BW)

Frequency(MHz)	Emission Bandwidth (-26dBc BW)(kHz)		
836.5	QPSK	16QAM	64QAM
	1298.08	1290.06	1274.04

LTE band 5, 1.4MHz Bandwidth, QPSK (-26dBc BW)

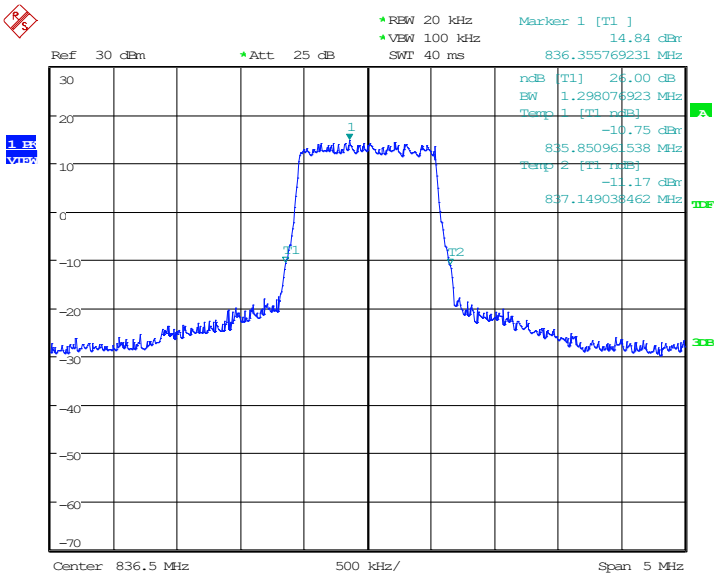

Date: 10.DEC.2020 06:46:18

LTE band 5, 1.4MHz Bandwidth, 16QAM (-26dBc BW)

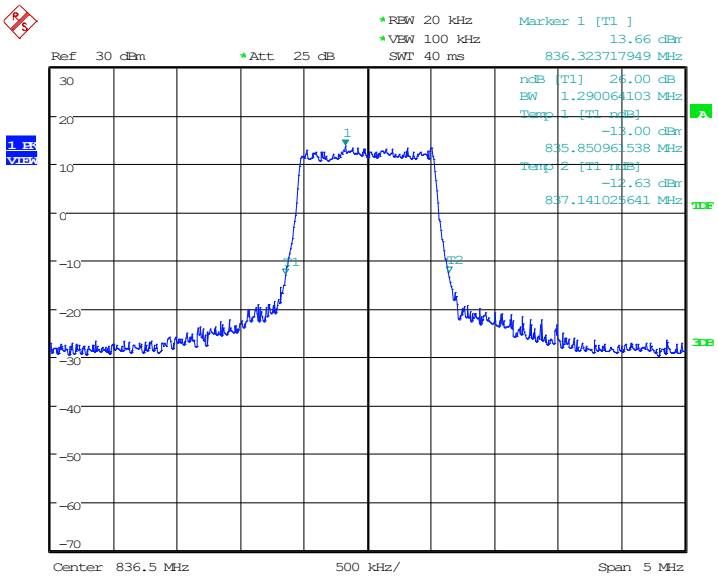

Date: 10.DEC.2020 06:46:33

©Copyright. All rights reserved by SAICT.

LTE band 5, 1.4MHz Bandwidth, 64QAM (-26dBc BW)

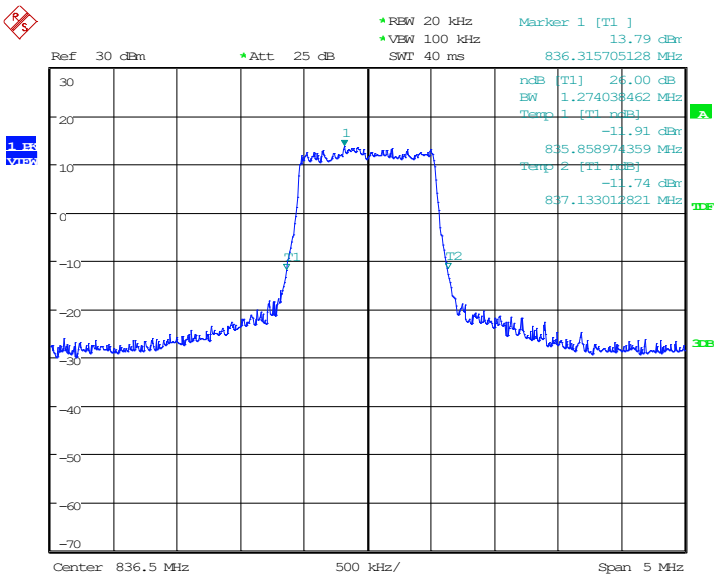

Date: 10.DEC.2020 10:38:17

©Copyright. All rights reserved by SAICT.

LTE band 5, 3MHz (-26dBc BW)

Frequency(MHz)	Emission Bandwidth (-26dBc BW)(kHz)		
836.5	QPSK	16QAM	64QAM
	2900.64	2884.62	2884.62

LTE band 5, 3MHz Bandwidth, QPSK (-26dBc BW)

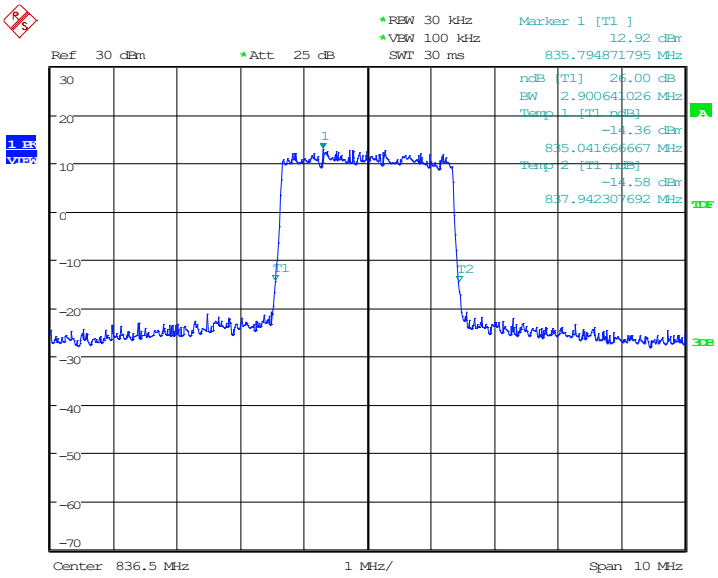

Date: 10.DEC.2020 06:48:35

LTE band 5, 3MHz Bandwidth, 16QAM (-26dBc BW)

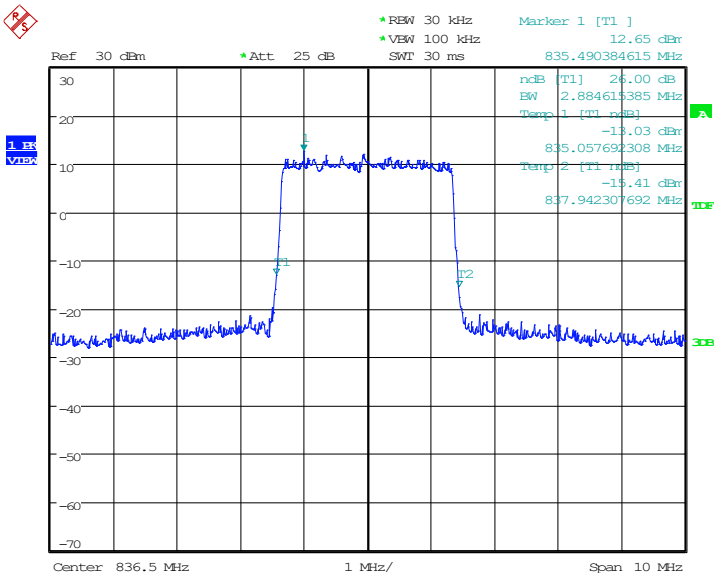

Date: 10.DEC.2020 06:48:51

©Copyright. All rights reserved by SAICT.

LTE band 5, 3MHz Bandwidth, 64QAM (-26dBc BW)

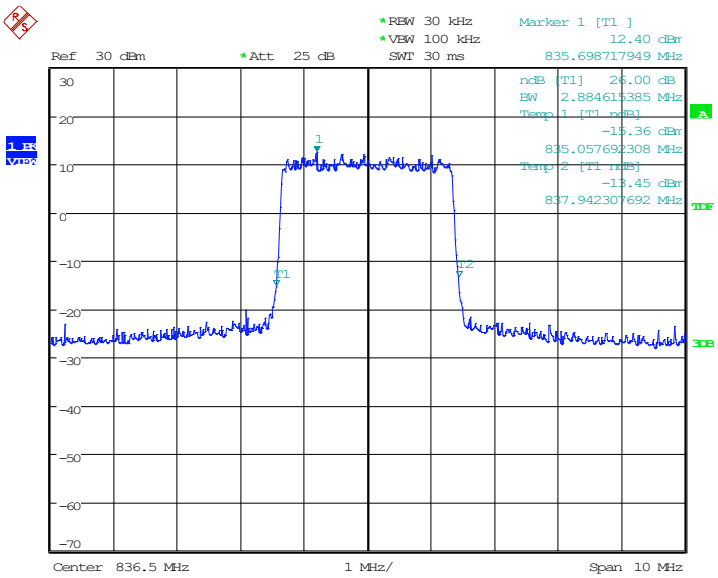

Date: 10.DEC.2020 10:40:05

©Copyright. All rights reserved by SAICT.

LTE band 5, 5MHz (-26dBc BW)

Frequency(MHz)	Emission Bandwidth (-26dBc BW)(kHz)		
836.5	QPSK	16QAM	64QAM
	4879.81	4807.69	4831.73

LTE band 5, 5MHz Bandwidth, QPSK (-26dBc BW)

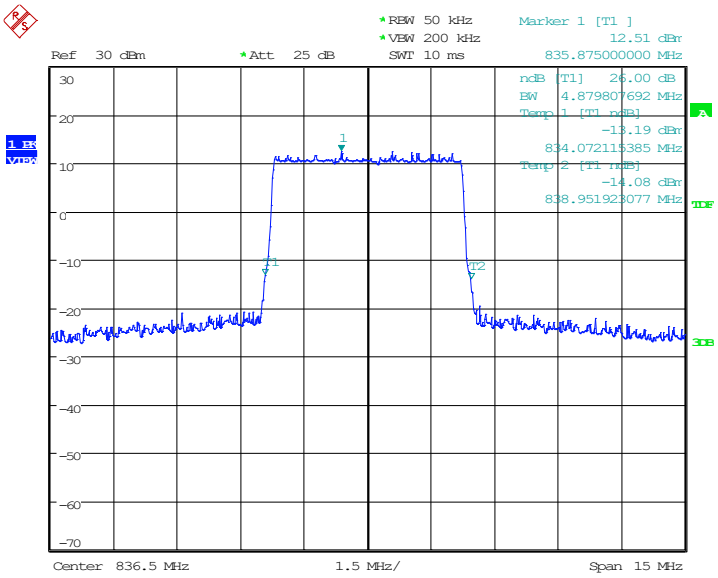

Date: 10.DEC.2020 06:50:53

LTE band 5, 5MHz Bandwidth,16QAM (-26dBc BW)

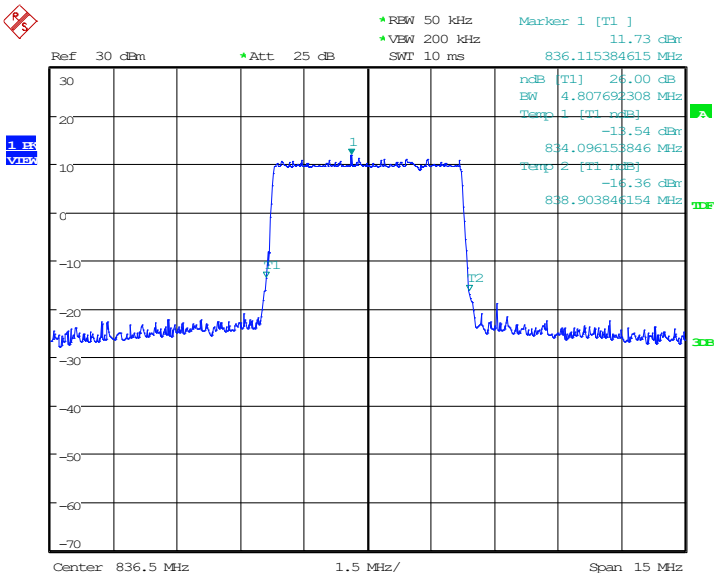

Date: 10.DEC.2020 06:51:09

©Copyright. All rights reserved by SAICT.

LTE band 5, 5MHz Bandwidth,64QAM (-26dBc BW)

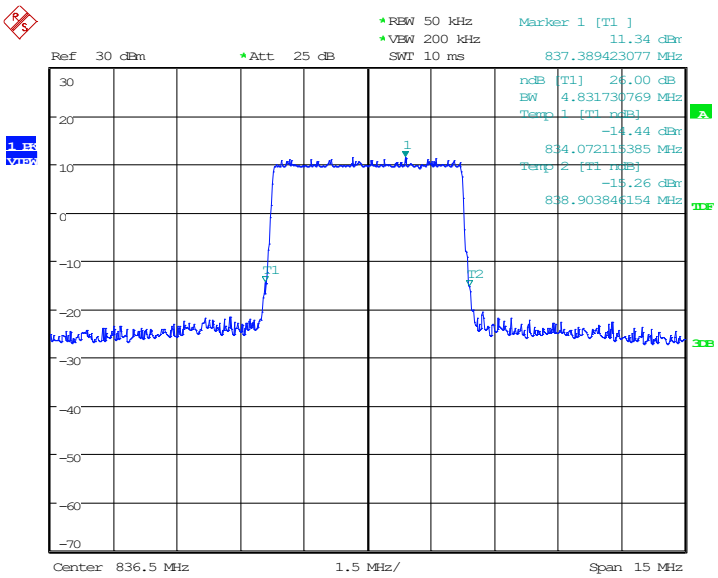

Date: 10.DEC.2020 10:41:53

©Copyright. All rights reserved by SAICT.

LTE band 5, 10MHz (-26dBc BW)

Frequency(MHz)	Emission Bandwidth (-26dBc BW)(kHz)		
836.5	QPSK	16QAM	64QAM
	9615.38	9615.38	9567.31

LTE band 5, 10MHz Bandwidth, QPSK (-26dBc BW)

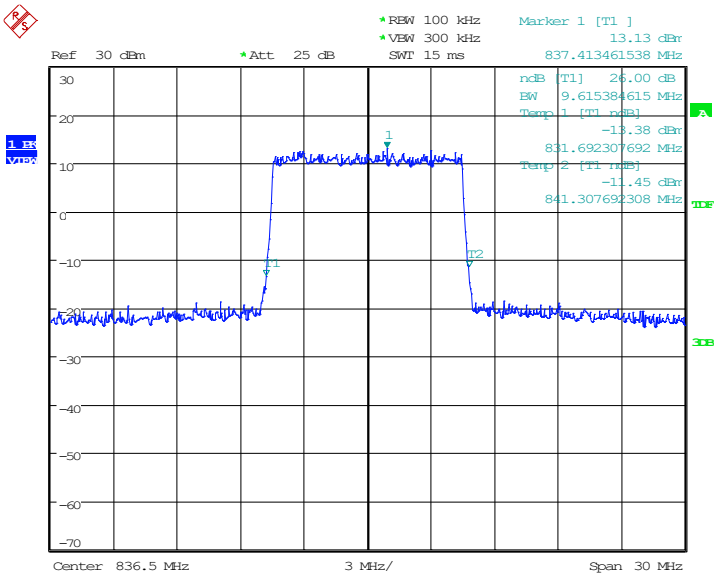

Date: 10.DEC.2020 06:53:11

LTE band 5, 10MHz Bandwidth, 16QAM (-26dBc BW)

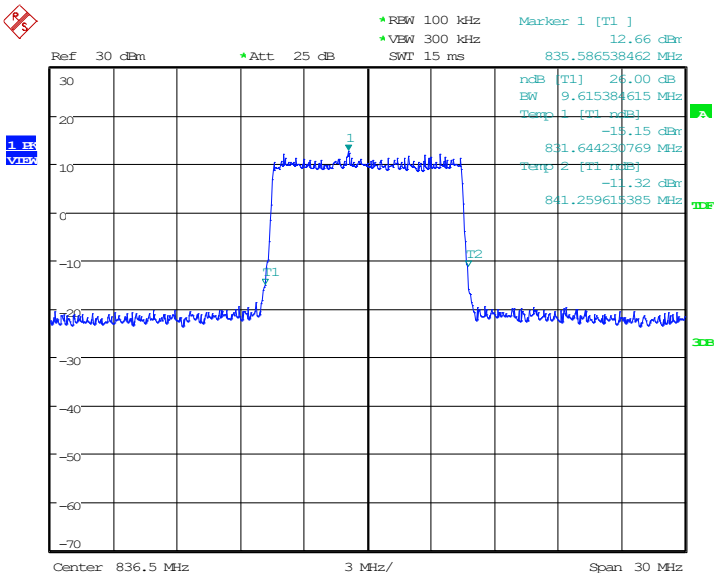

Date: 10.DEC.2020 06:53:27

©Copyright. All rights reserved by SAICT.

LTE band 5, 10MHz Bandwidth, 64QAM (-26dBc BW)

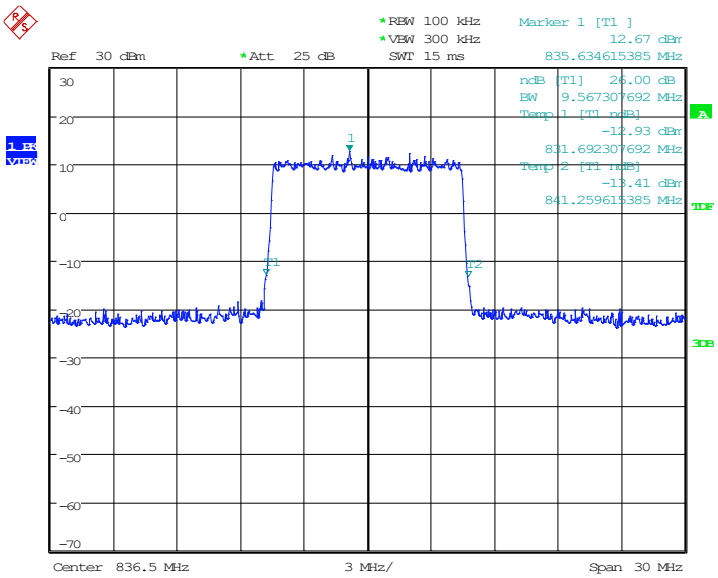

Date: 10.DEC.2020 10:43:42

©Copyright. All rights reserved by SAICT.

LTE band 7, 5MHz (-26dBc BW)

Frequency(MHz)	Emission Bandwidth (-26dBc BW)(kHz)		
2535.0	QPSK	16QAM	64QAM
	4879.81	4855.77	4807.69

LTE band 7, 5MHz Bandwidth, QPSK (-26dBc BW)

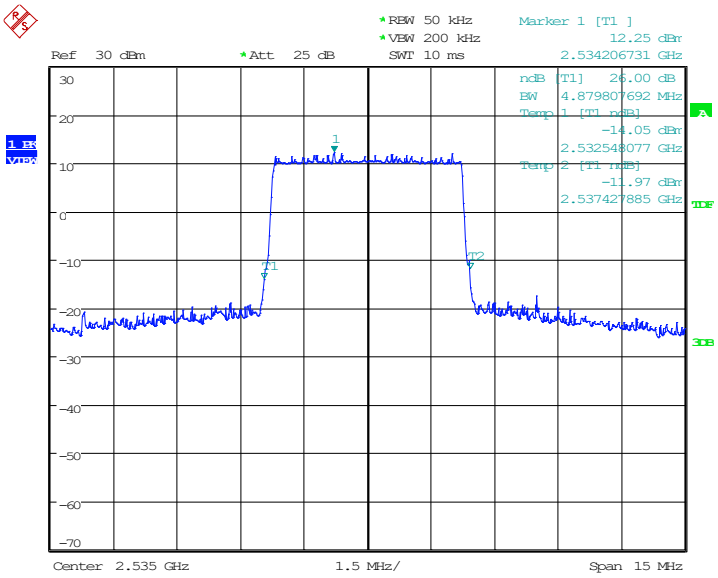

Date: 10.DEC.2020 06:37:04

LTE band 7, 5MHz Bandwidth,16QAM (-26dBc BW)

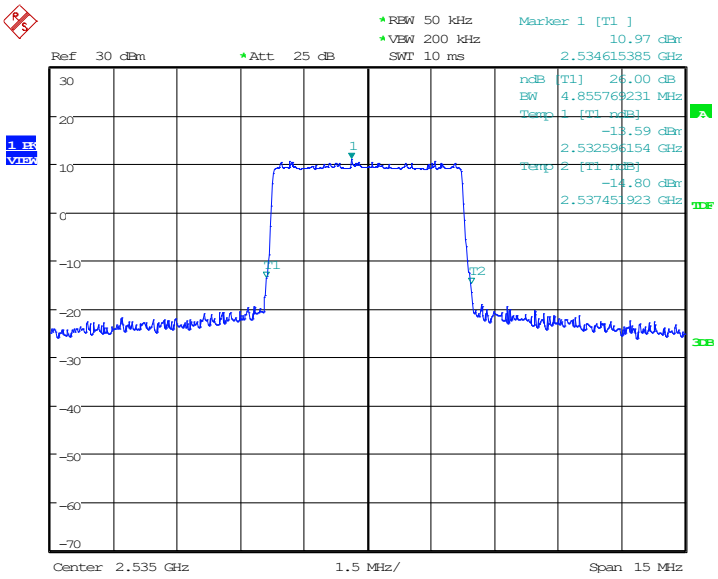

Date: 10.DEC.2020 06:37:19

©Copyright. All rights reserved by SAICT.

LTE band 7, 5MHz Bandwidth,64QAM (-26dBc BW)

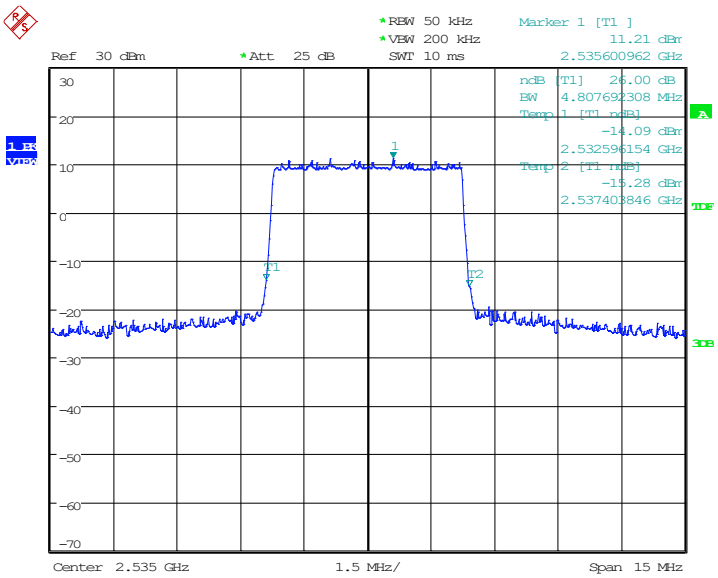

Date: 10.DEC.2020 10:31:01

©Copyright. All rights reserved by SAICT.

LTE band 7, 10MHz (-26dBc BW)

Frequency(MHz)	Emission Bandwidth (-26dBc BW)(kHz)		
2535.0	QPSK	16QAM	64QAM
	9663.46	9663.46	9615.38

LTE band 7, 10MHz Bandwidth, QPSK (-26dBc BW)

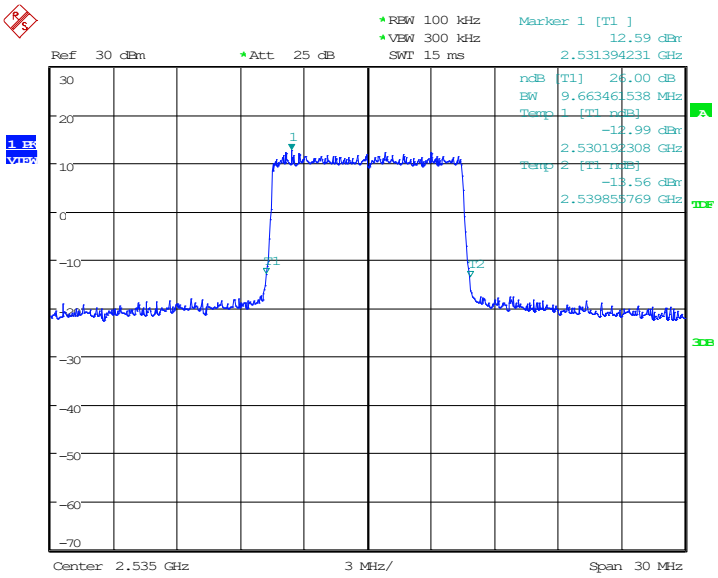

Date: 10.DEC.2020 06:39:22

LTE band 7, 10MHz Bandwidth, 16QAM (-26dBc BW)

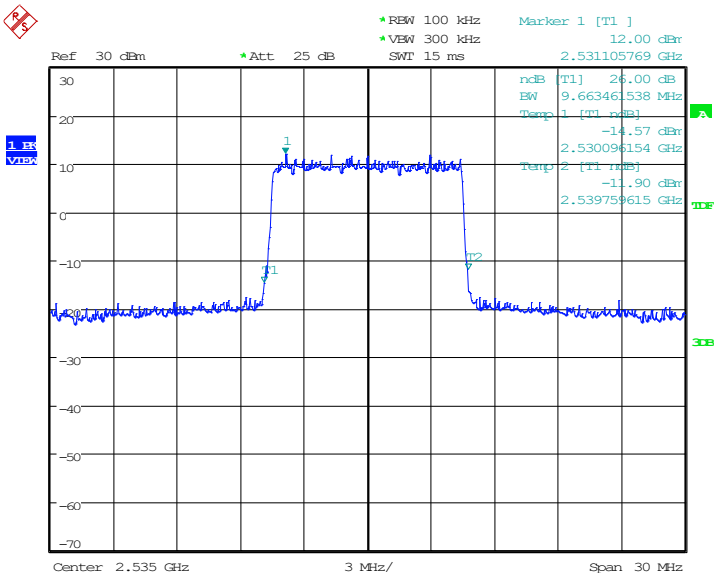

Date: 10.DEC.2020 06:39:37

©Copyright. All rights reserved by SAICT.

LTE band 7, 10MHz Bandwidth, 64QAM (-26dBc BW)

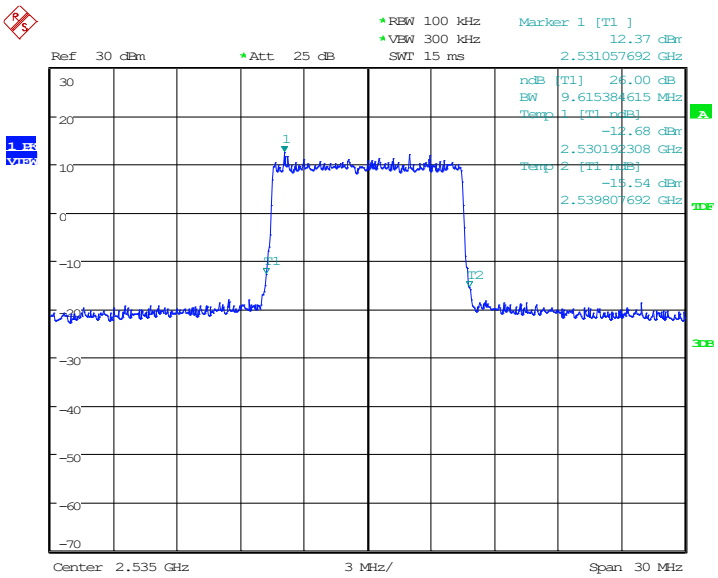

Date: 10.DEC.2020 10:32:50

©Copyright. All rights reserved by SAICT.

LTE band 7, 15MHz (-26dBc BW)

Frequency(MHz)	Emission Bandwidth (-26dBc BW)(kHz)		
2535.0	QPSK	16QAM	64QAM
	14423.08	14567.31	14423.08

LTE band 7, 15MHz Bandwidth, QPSK (-26dBc BW)

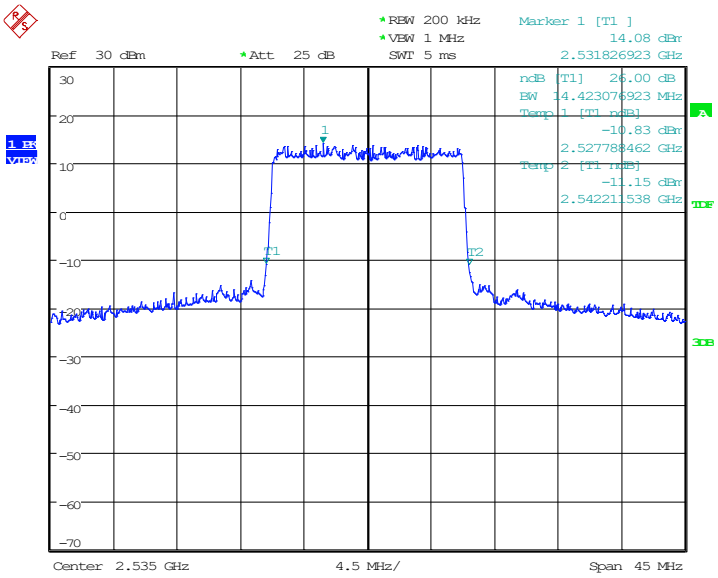

Date: 10.DEC.2020 06:41:39

LTE band 7, 15MHz Bandwidth, 16QAM (-26dBc BW)

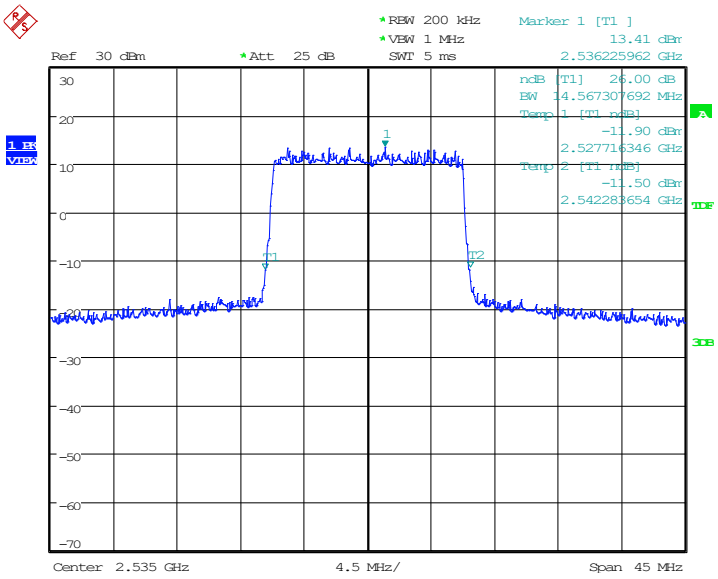

Date: 10.DEC.2020 06:41:55

©Copyright. All rights reserved by SAICT.

LTE band 7, 15MHz Bandwidth, 64QAM (-26dBc BW)

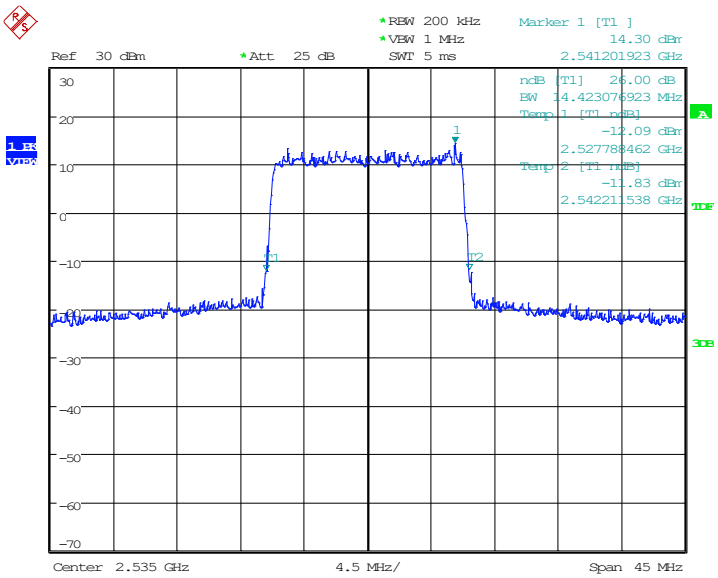

Date: 10.DEC.2020 10:34:38

©Copyright. All rights reserved by SAICT.

LTE band 7, 20MHz (-26dBc BW)

Frequency(MHz)	Emission Bandwidth (-26dBc BW)(kHz)		
2535.0	QPSK	16QAM	64QAM
	19230.77	19230.77	19230.77

LTE band 7, 20MHz Bandwidth, QPSK (-26dBc BW)

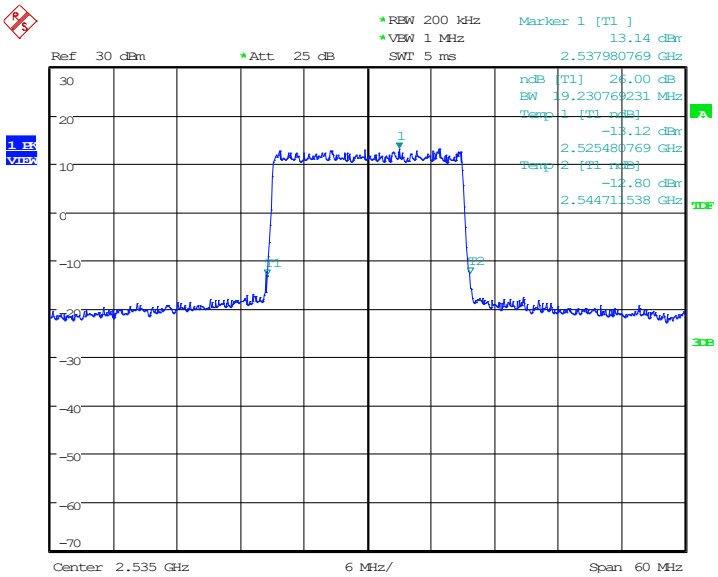

Date: 10.DEC.2020 06:43:58

LTE band 7, 20MHz Bandwidth, 16QAM (-26dBc BW)

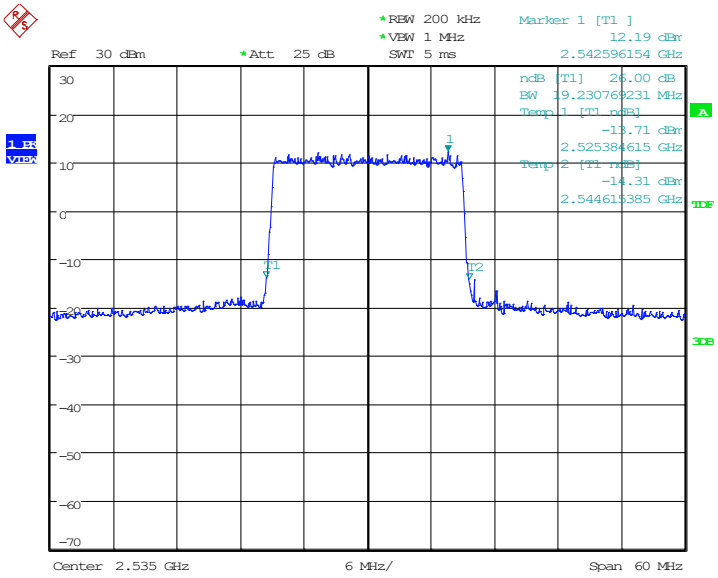

Date: 10.DEC.2020 06:44:14

©Copyright. All rights reserved by SAICT.

LTE band 7, 20MHz Bandwidth, 64QAM (-26dBc BW)

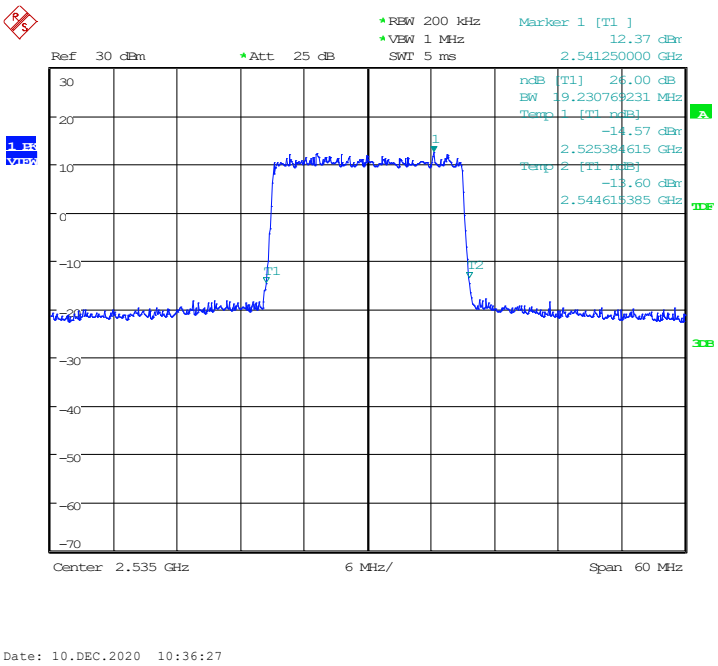

Note: Expanded measurement uncertainty is U = 3428Hz, k = 2

©Copyright. All rights reserved by SAICT.

LTE band 12, 1.4MHz (-26dBc BW)

Frequency(MHz)	Emission Bandwidth (-26dBc BW)(kHz)		
707.5	QPSK	16QAM	64QAM
	1298.08	1282.05	1282.05

LTE band 12, 1.4MHz Bandwidth, QPSK (-26dBc BW)

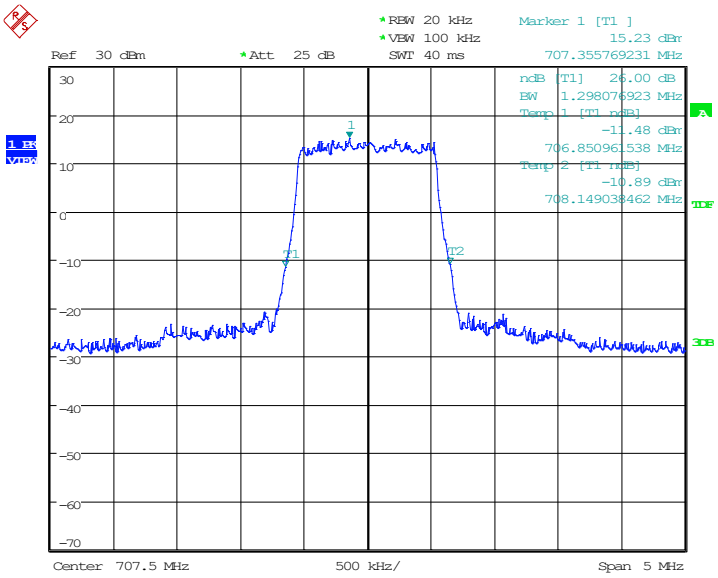

Date: 10.DEC.2020 07:23:10

LTE band 12, 1.4MHz Bandwidth, 16QAM (-26dBc BW)

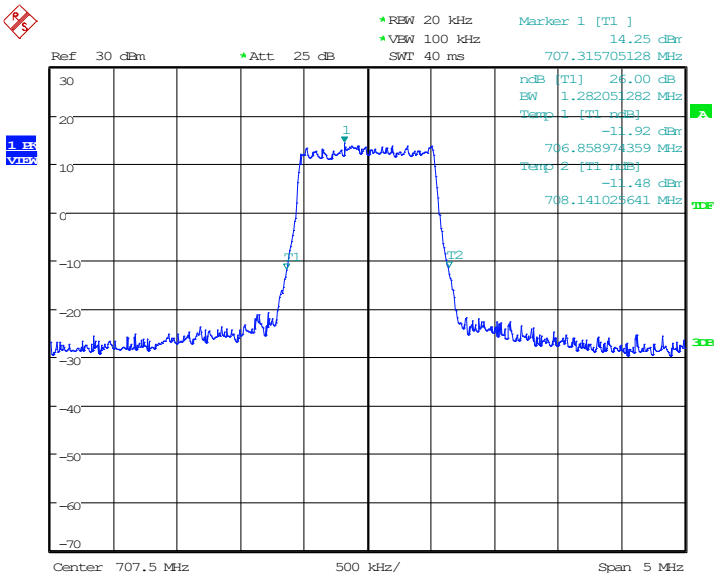

Date: 10.DEC.2020 07:23:26

©Copyright. All rights reserved by SAICT.

LTE band 12, 1.4MHz Bandwidth, 64QAM (-26dBc BW)

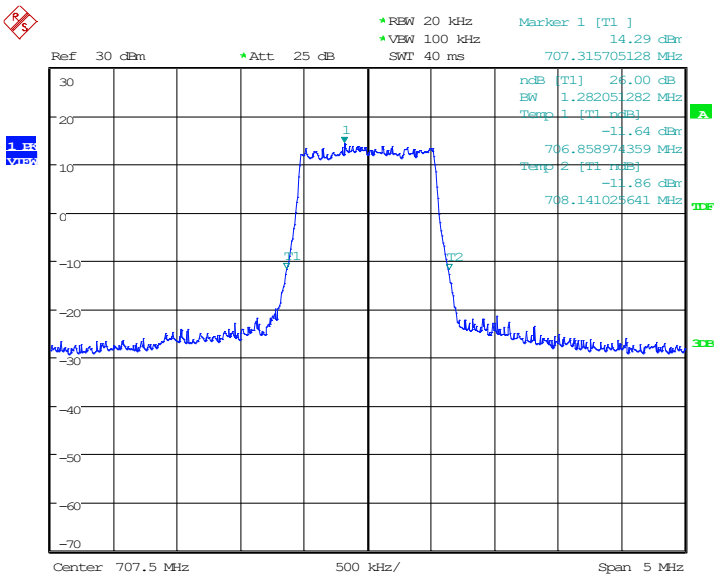

Date: 10.DEC.2020 11:07:21

©Copyright. All rights reserved by SAICT.

LTE band 12, 3MHz (-26dBc BW)

Frequency(MHz)	Emission Bandwidth (-26dBc BW)(kHz)		
707.5	QPSK	16QAM	64QAM
	2884.62	2884.62	2900.64

LTE band 12, 3MHz Bandwidth, QPSK (-26dBc BW)

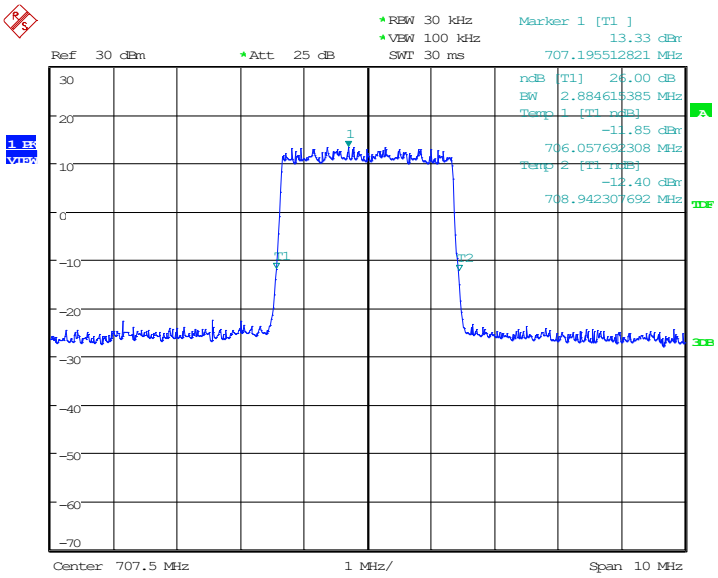

Date: 10.DEC.2020 07:25:28

LTE band 12, 3MHz Bandwidth, 16QAM (-26dBc BW)

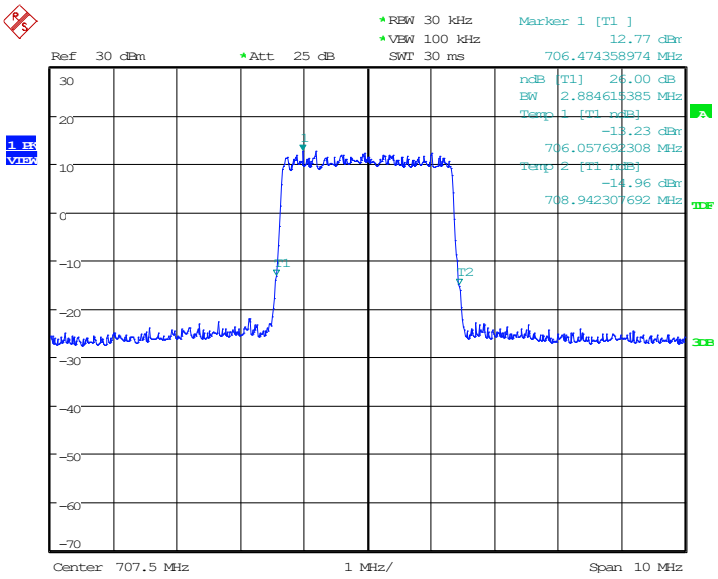

Date: 10.DEC.2020 07:25:43

©Copyright. All rights reserved by SAICT.

LTE band 12, 3MHz Bandwidth, 64QAM (-26dBc BW)

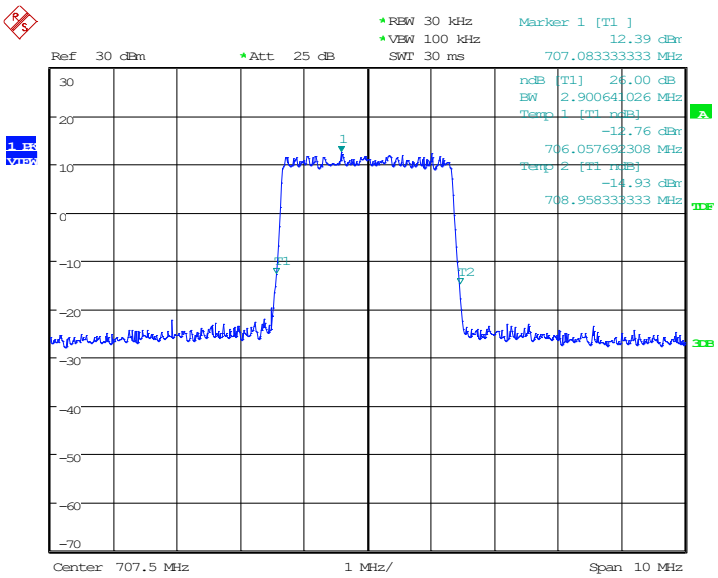

Date: 10.DEC.2020 11:09:09

©Copyright. All rights reserved by SAICT.

LTE band 12, 5MHz (-26dBc BW)

Frequency(MHz)	Emission Bandwidth (-26dBc BW)(kHz)		
707.5	QPSK	16QAM	64QAM
	5024.04	5024.04	5024.04

LTE band 12, 5MHz Bandwidth, QPSK (-26dBc BW)

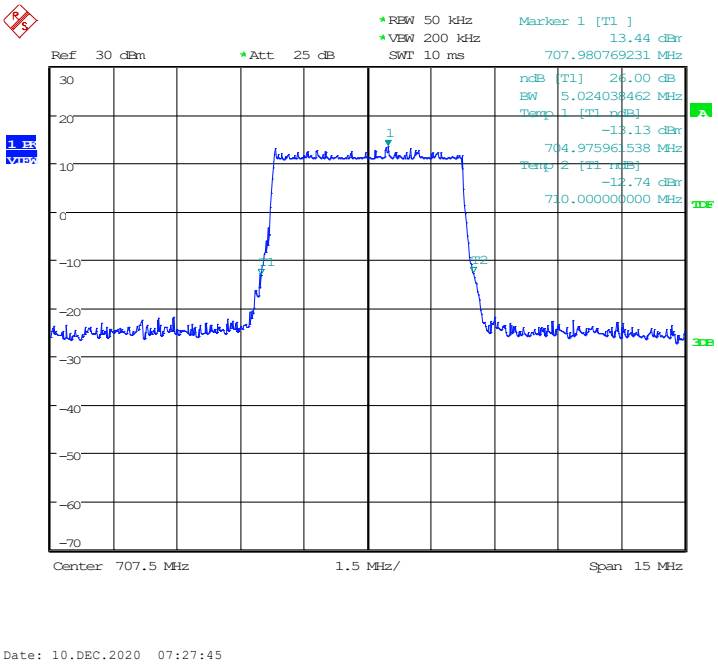

LTE band 12, 5MHz Bandwidth,16QAM (-26dBc BW)

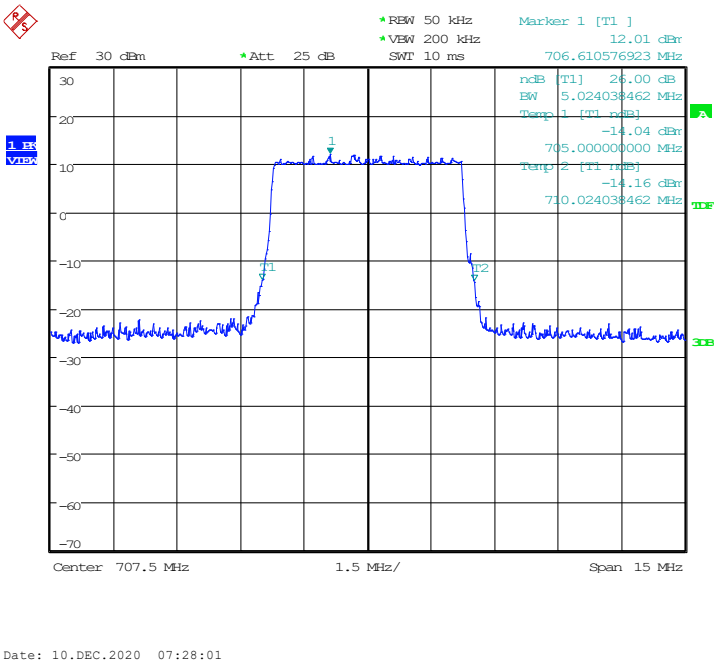

©Copyright. All rights reserved by SAICT.

LTE band 12, 5MHz Bandwidth,64QAM (-26dBc BW)

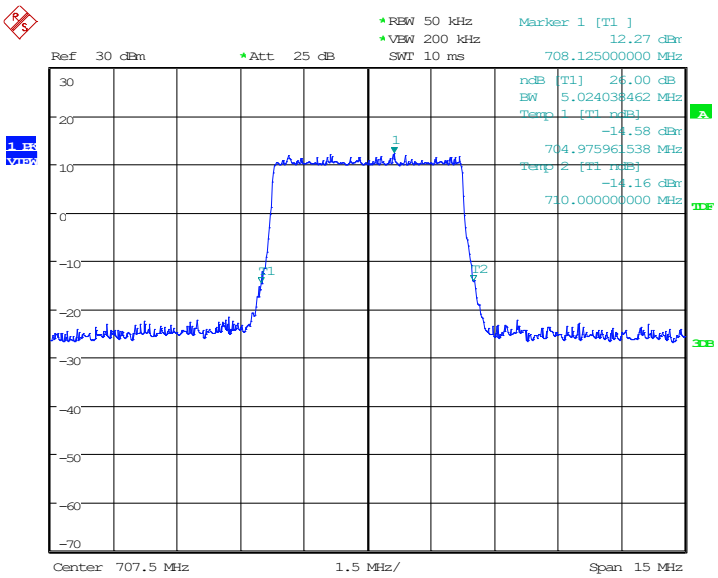

Date: 10.DEC.2020 11:10:57

©Copyright. All rights reserved by SAICT.

LTE band 12, 10MHz (-26dBc BW)

Frequency(MHz)	Emission Bandwidth (-26dBc BW)(kHz)		
707.5	QPSK	16QAM	64QAM
	9855.77	9855.77	10000.00

LTE band 12, 10MHz Bandwidth, QPSK (-26dBc BW)

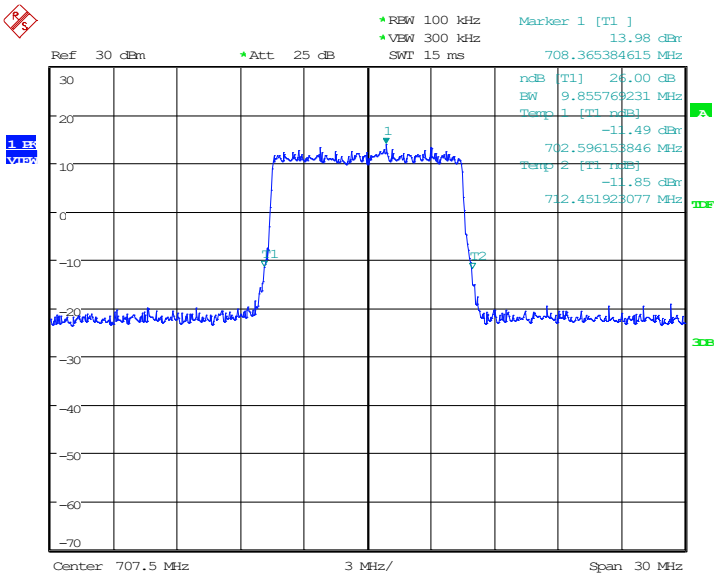

Date: 10.DEC.2020 07:30:03

LTE band 12, 10MHz Bandwidth, 16QAM (-26dBc BW)

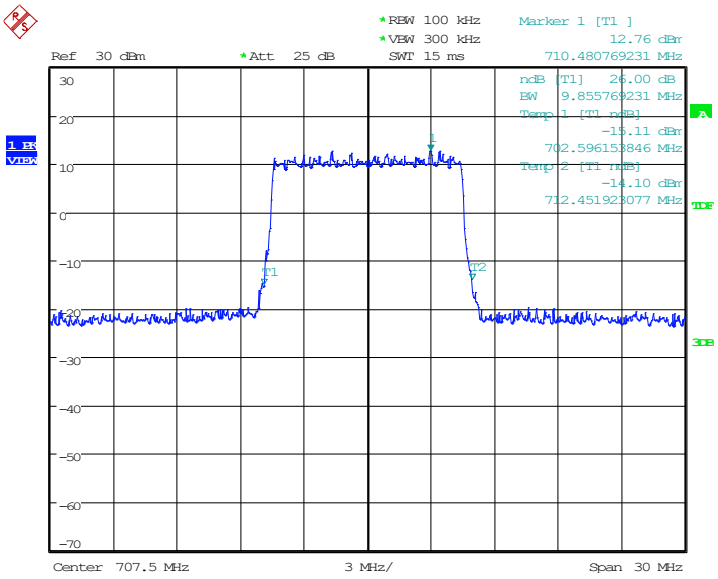

Date: 10.DEC.2020 07:30:19

©Copyright. All rights reserved by SAICT.

LTE band 12, 10MHz Bandwidth, 64QAM (-26dBc BW)

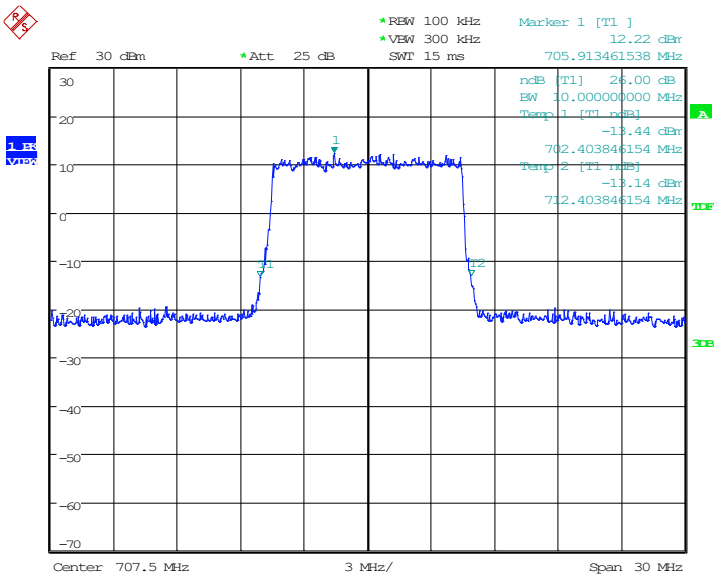

Date: 10.DEC.2020 11:12:46

©Copyright. All rights reserved by SAICT.

LTE band 17, 5MHz (-26dBc BW)

Frequency(MHz)	Emission Bandwidth (-26dBc BW)(kHz)		
710.0	QPSK	16QAM	64QAM
	5024.04	5024.04	5024.04

LTE band 17, 5MHz Bandwidth, QPSK (-26dBc BW)

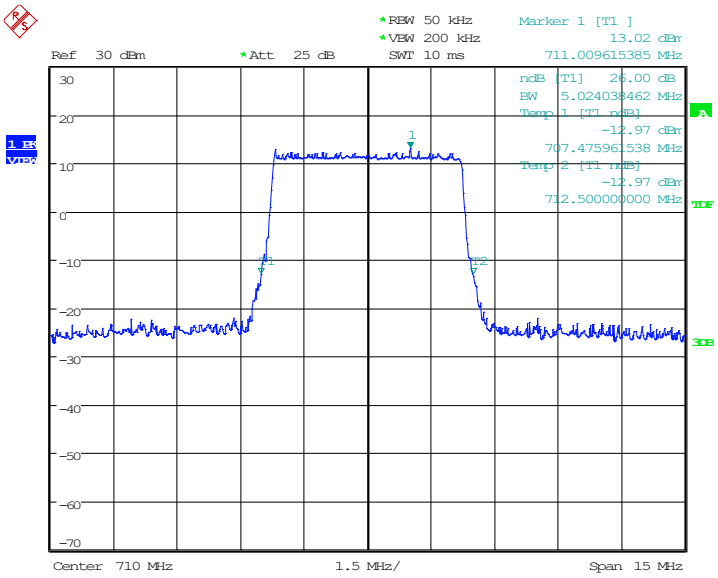

Date: 10.DEC.2020 07:32:23

LTE band 17, 5MHz Bandwidth,16QAM (-26dBc BW)

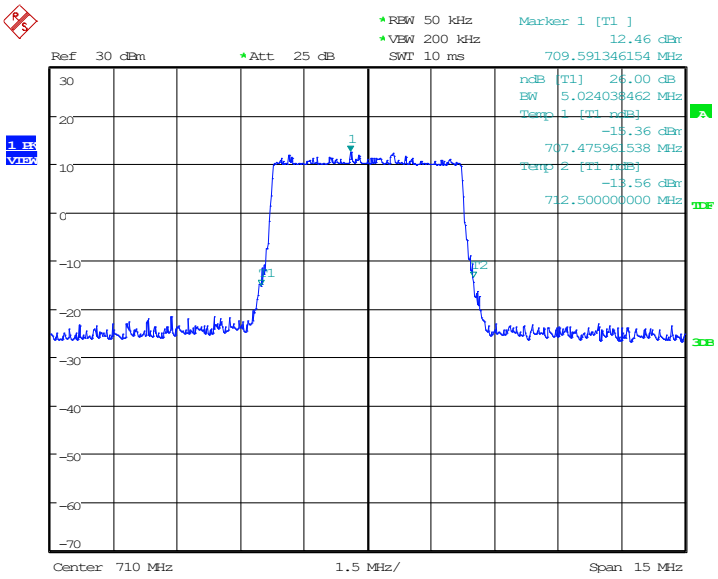

Date: 10.DEC.2020 07:32:39

©Copyright. All rights reserved by SAICT.

LTE band 17, 5MHz Bandwidth,64QAM (-26dBc BW)

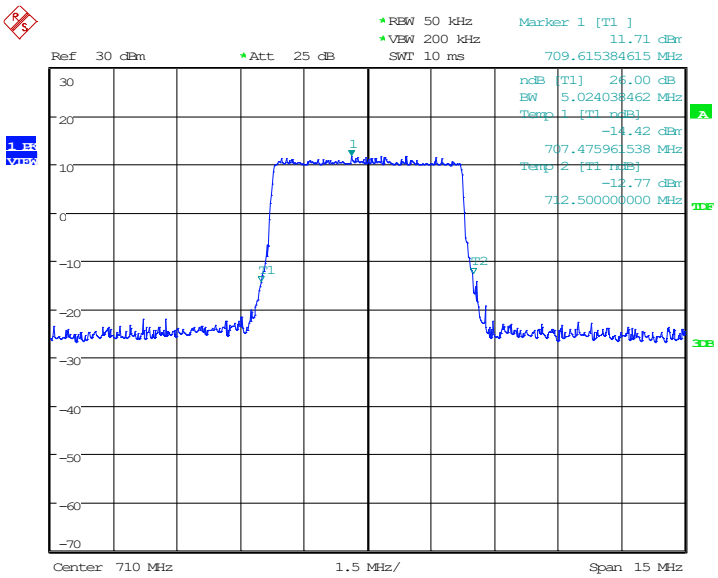

Date: 10.DEC.2020 11:14:38

©Copyright. All rights reserved by SAICT.

LTE band 17, 10MHz (-26dBc BW)

Frequency(MHz)	Emission Bandwidth (-26dBc BW)(kHz)		
710.0	QPSK	16QAM	64QAM
	9855.77	9807.69	9759.62

LTE band 17, 10MHz Bandwidth, QPSK (-26dBc BW)

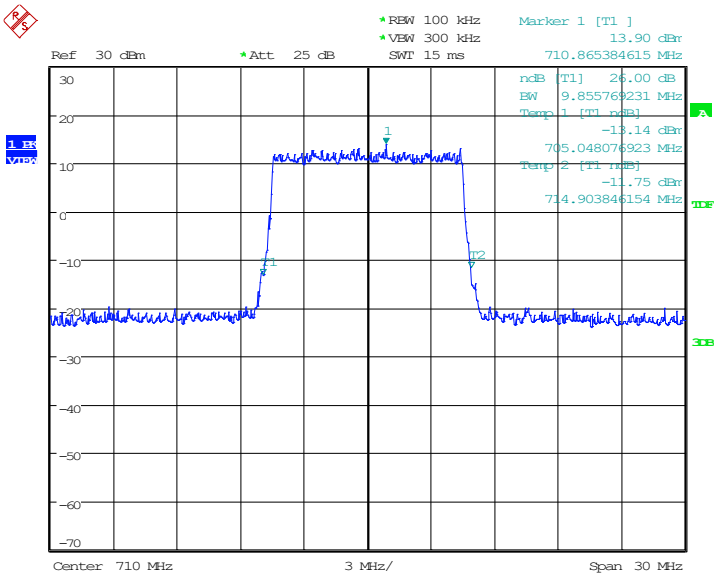

Date: 10.DEC.2020 07:34:41

LTE band 17, 10MHz Bandwidth, 16QAM (-26dBc BW)

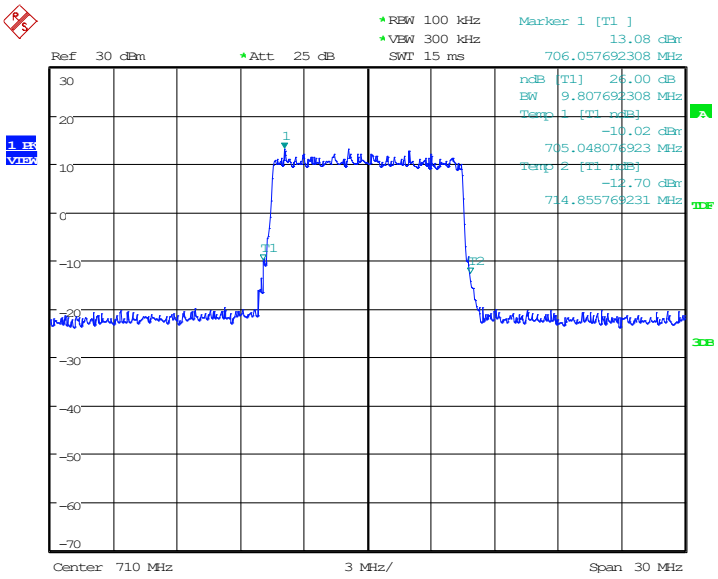

Date: 10.DEC.2020 07:34:57

©Copyright. All rights reserved by SAICT.

LTE band 17, 10MHz Bandwidth, 64QAM (-26dBc BW)

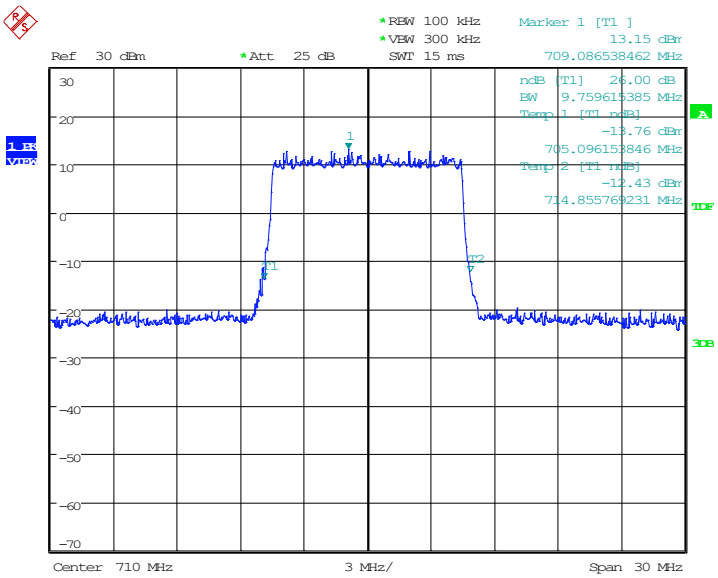

Date: 10.DEC.2020 11:16:26

©Copyright. All rights reserved by SAICT.

LTE band 66, 1.4MHz (-26dBc BW)

Frequency(MHz)	Emission Bandwidth (-26dBc BW)(kHz)		
1745.0	QPSK	16QAM	64QAM
	1306.09	1282.05	1290.06

LTE band 66, 1.4MHz Bandwidth, QPSK (-26dBc BW)

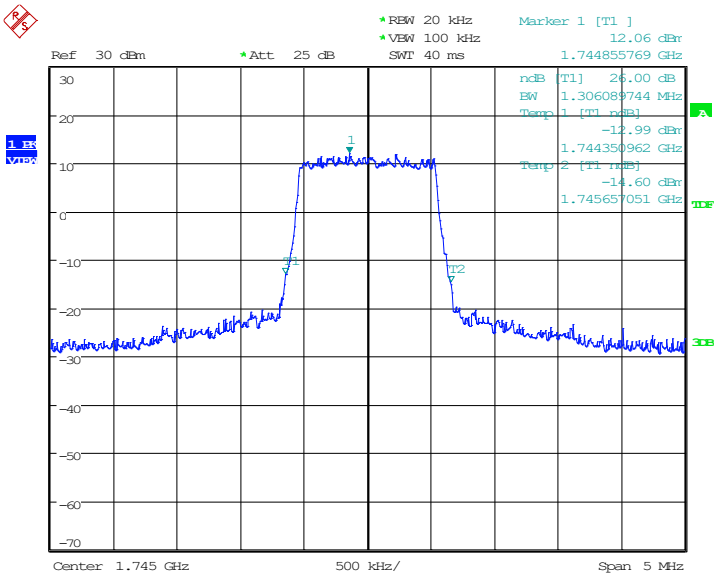

Date: 10.DEC.2020 07:37:02

LTE band 66, 1.4MHz Bandwidth, 16QAM (-26dBc BW)

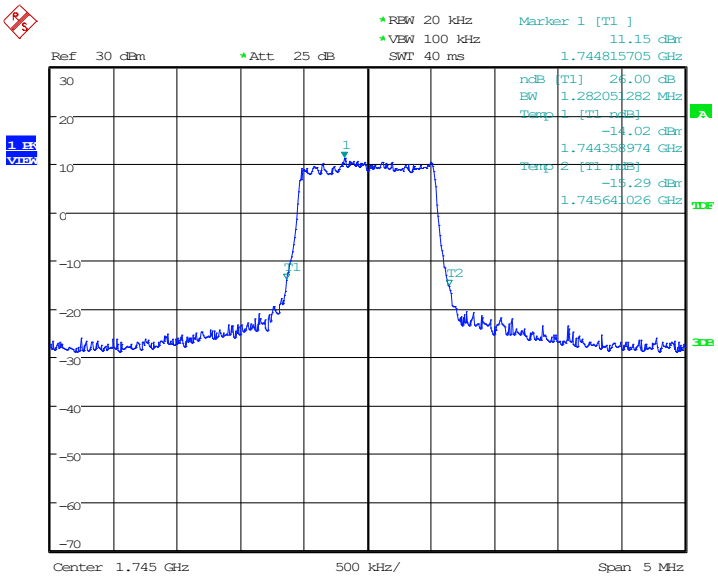

Date: 10.DEC.2020 07:37:18

©Copyright. All rights reserved by SAICT.

LTE band 66, 1.4MHz Bandwidth, 64QAM (-26dBc BW)

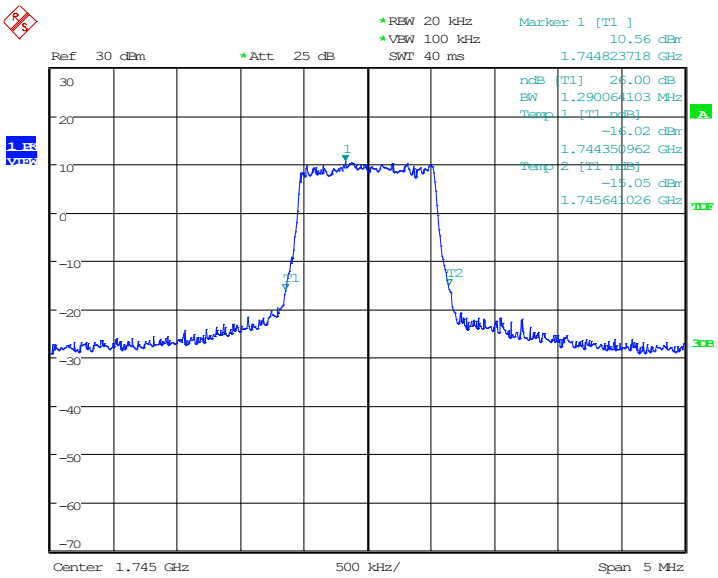

Date: 10.DEC.2020 11:18:18

©Copyright. All rights reserved by SAICT.

LTE band 66, 3MHz (-26dBc BW)

Frequency(MHz)	Emission Bandwidth (-26dBc BW)(kHz)		
1745.0	QPSK	16QAM	64QAM
	2884.62	2900.64	2884.62

LTE band 66, 3MHz Bandwidth, QPSK (-26dBc BW)

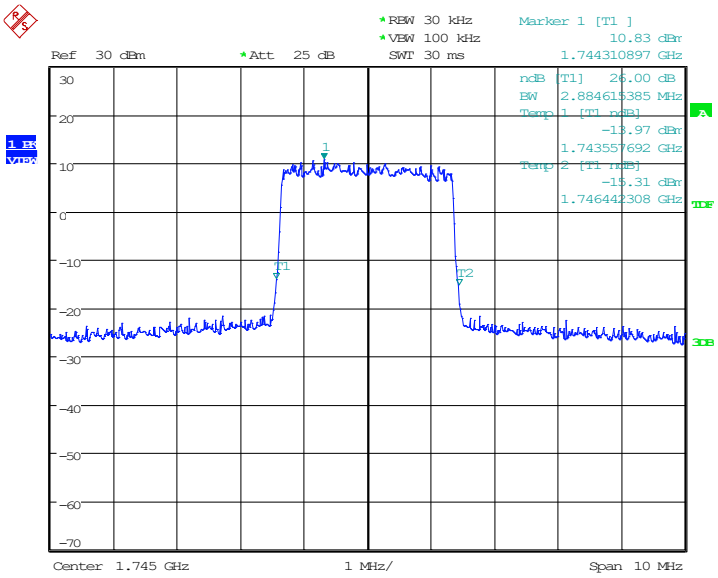

Date: 10.DEC.2020 07:39:20

LTE band 66, 3MHz Bandwidth, 16QAM (-26dBc BW)

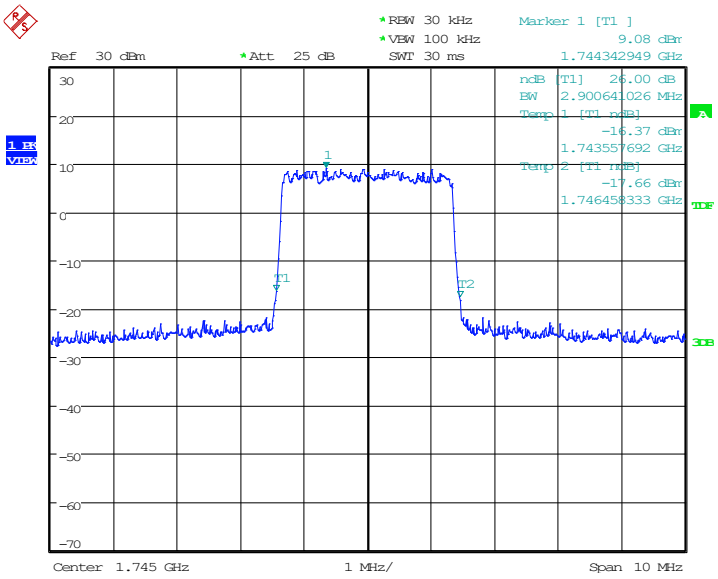

Date: 10.DEC.2020 07:39:36

©Copyright. All rights reserved by SAICT.

LTE band 66, 3MHz Bandwidth, 64QAM (-26dBc BW)

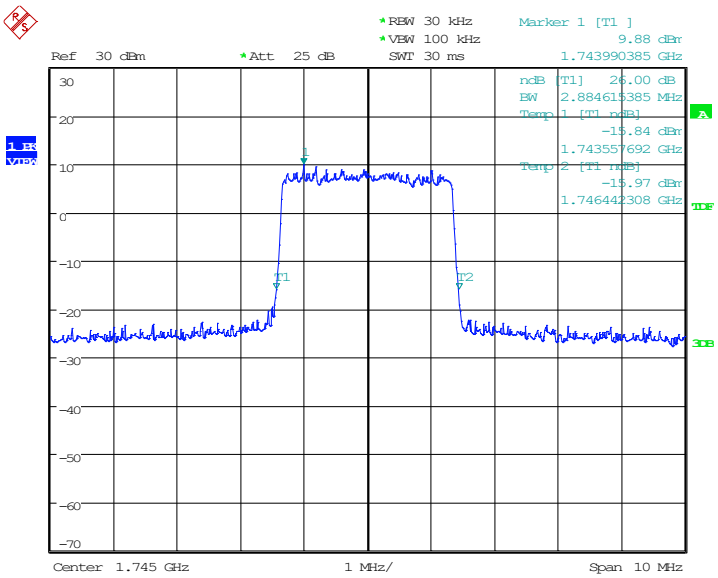

Date: 10.DEC.2020 11:20:07

©Copyright. All rights reserved by SAICT.

LTE band 66, 5MHz (-26dBc BW)

Frequency(MHz)	Emission Bandwidth (-26dBc BW)(kHz)		
1745.0	QPSK	16QAM	64QAM
	5072.12	5024.04	5096.15

LTE band 66, 5MHz Bandwidth, QPSK (-26dBc BW)

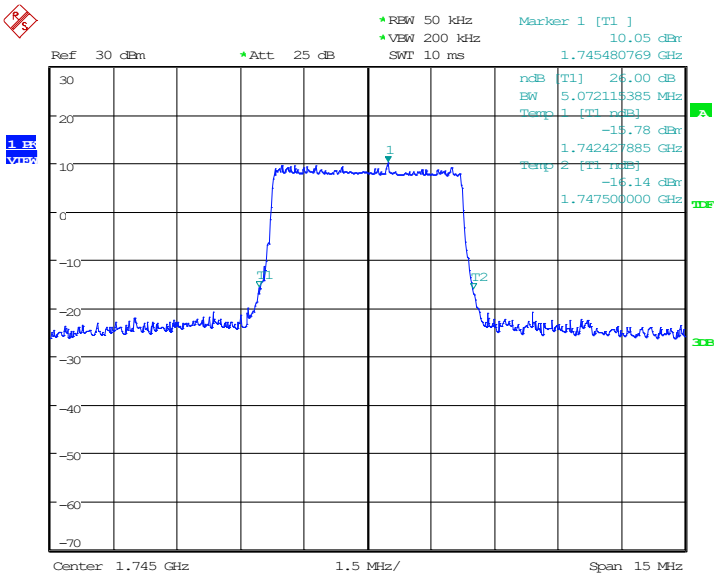

Date: 10.DEC.2020 07:41:38

LTE band 66, 5MHz Bandwidth,16QAM (-26dBc BW)

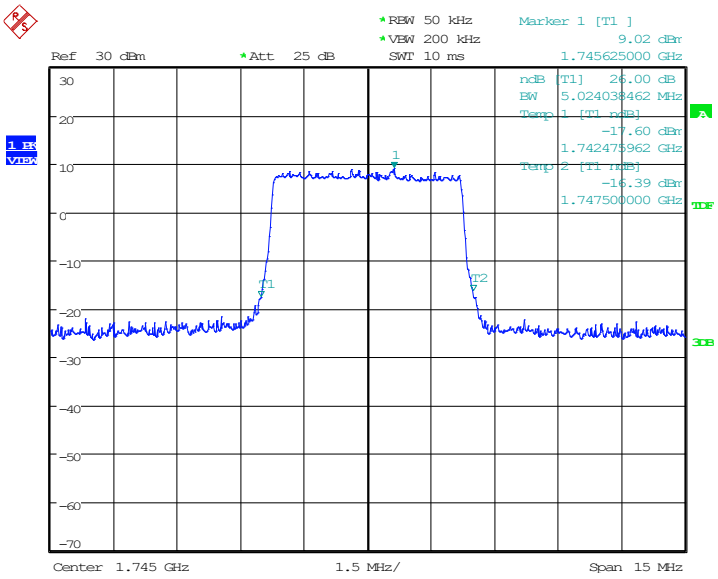

Date: 10.DEC.2020 07:41:54

©Copyright. All rights reserved by SAICT.

LTE band 66, 5MHz Bandwidth,64QAM (-26dBc BW)

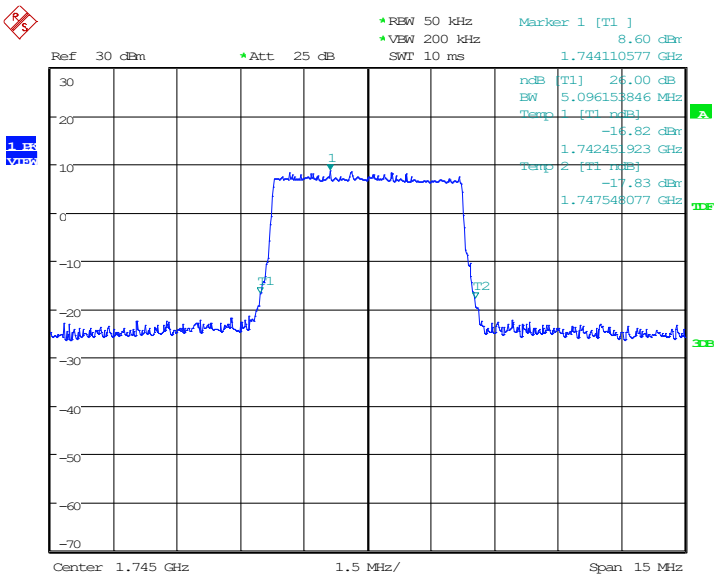

Date: 10.DEC.2020 11:21:55

©Copyright. All rights reserved by SAICT.

LTE band 66, 10MHz (-26dBc BW)

Frequency(MHz)	Emission Bandwidth (-26dBc BW)(kHz)		
1745.0	QPSK	16QAM	64QAM
	10000.00	9855.77	9855.77

LTE band 66, 10MHz Bandwidth, QPSK (-26dBc BW)

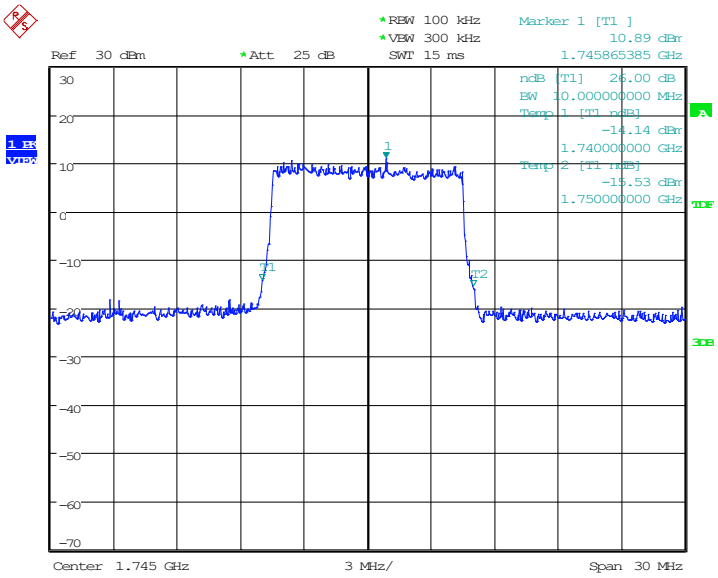

Date: 10.DEC.2020 07:43:56

LTE band 66, 10MHz Bandwidth, 16QAM (-26dBc BW)

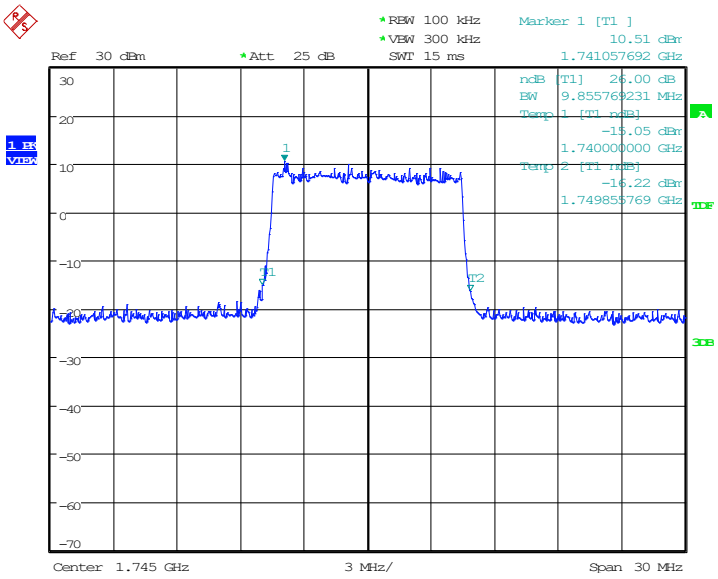

Date: 10.DEC.2020 07:44:12

©Copyright. All rights reserved by SAICT.

LTE band 66, 10MHz Bandwidth, 64QAM (-26dBc BW)

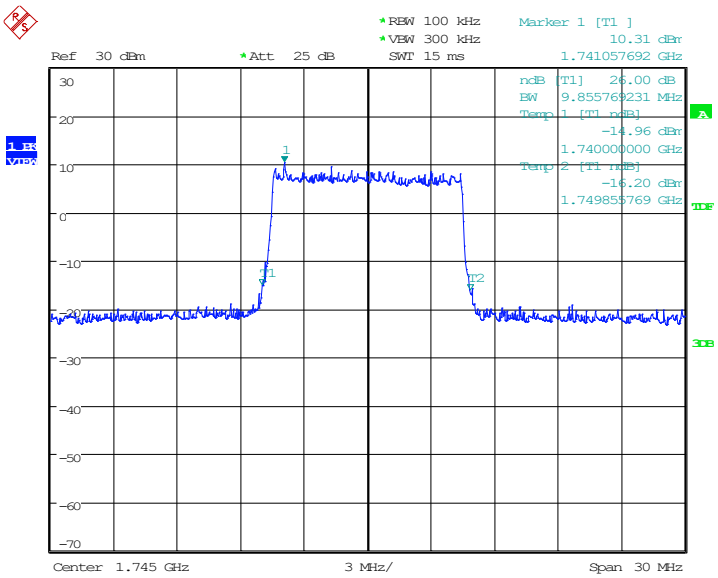

Date: 10.DEC.2020 11:23:43

©Copyright. All rights reserved by SAICT.

LTE band 66, 15MHz (-26dBc BW)

Frequency(MHz)	Emission Bandwidth (-26dBc BW)(kHz)		
1745.0	QPSK	16QAM	64QAM
	14783.65	14855.77	14927.88

LTE band 66, 15MHz Bandwidth, QPSK (-26dBc BW)

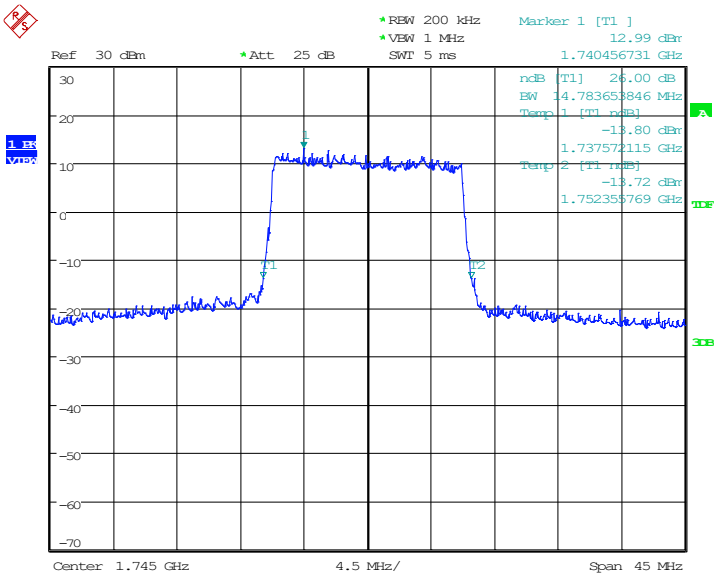

Date: 10.DEC.2020 07:46:14

LTE band 66, 15MHz Bandwidth, 16QAM (-26dBc BW)

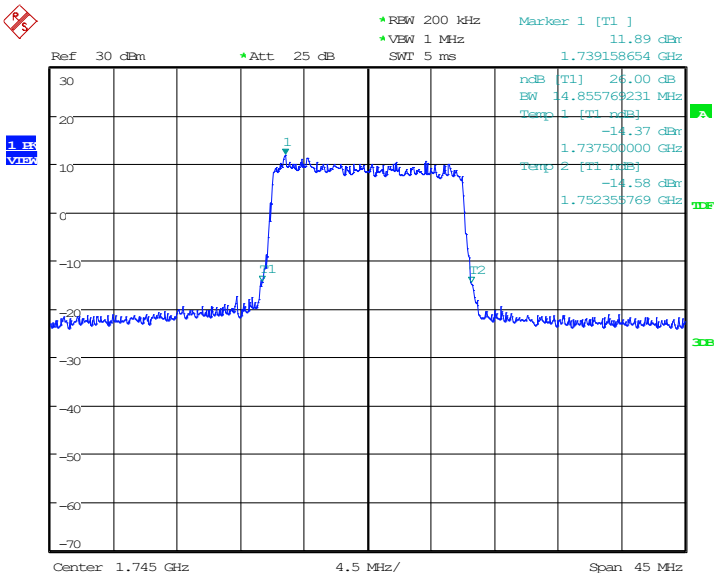

Date: 10.DEC.2020 07:46:30

©Copyright. All rights reserved by SAICT.

LTE band 66, 15MHz Bandwidth, 64QAM (-26dBc BW)

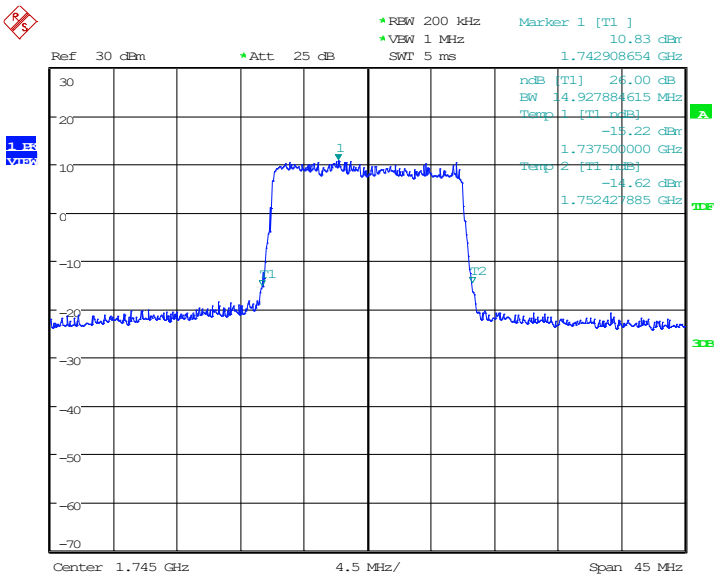

Date: 10.DEC.2020 11:25:32

©Copyright. All rights reserved by SAICT.

LTE band 66, 20MHz (-26dBc BW)

Frequency(MHz)	Emission Bandwidth (-26dBc BW)(kHz)		
1745.0	QPSK	16QAM	64QAM
	19615.38	19519.23	19711.54

LTE band 66, 20MHz Bandwidth, QPSK (-26dBc BW)

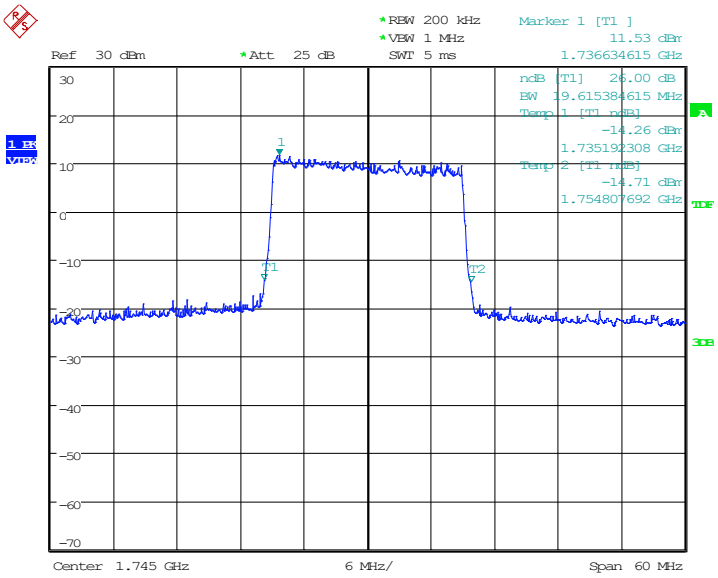

Date: 10.DEC.2020 07:48:32

LTE band 66, 20MHz Bandwidth, 16QAM (-26dBc BW)

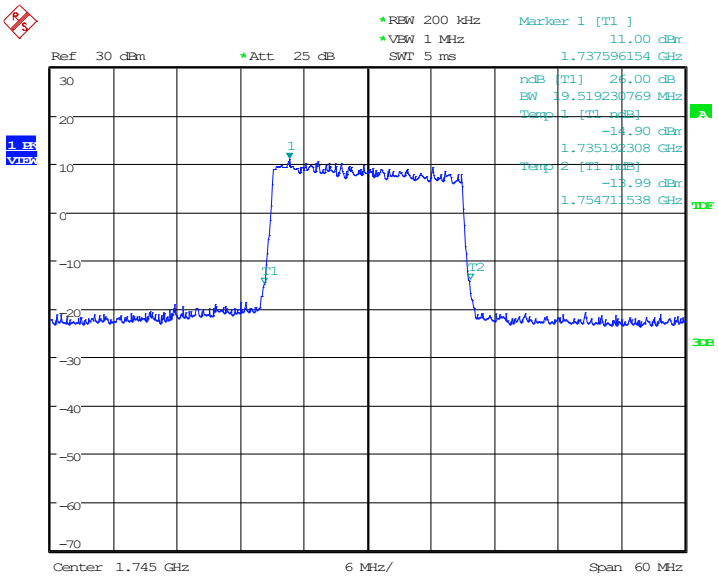

Date: 10.DEC.2020 07:48:48

©Copyright. All rights reserved by SAICT.

LTE band 66, 20MHz Bandwidth, 64QAM (-26dBc BW)

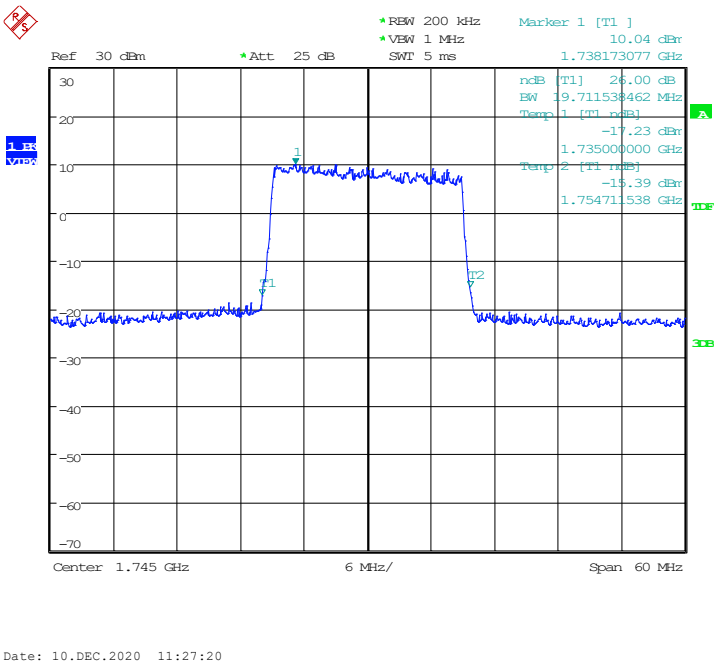

Note: Expanded measurement uncertainty is U = 3428 Hz, k = 2

©Copyright. All rights reserved by SAICT.

A.6 BAND EDGE COMPLIANCE

Reference

FCC: CFR Part 2.1051, 22.917, 24.238, 27.53.

A.6.1 Measurement limit

On any frequency outside frequency ban

d of the US Cellular/PCS spectrum, the power of any emission shall be attenuated below the transmitter power (P, in Watts) by at least 43+10Log (P) dB. For all power levels +30 dBm to 0 dBm, this becomes a constant specification limit of -13 dBm.

A relaxation of the reference bandwidth is often provided for measurements within a specified frequency range at the edge of the authorized frequency block/band. This is often implemented by permitting the use of a narrower RBW (typically limited to a minimum RBW of 1% of the OBW) for measuring the out-of-band emissions without a requirement to integrate the result over the full reference bandwidth.

A.6.2 Measurement result

Only worst case result is given below

LTE band 2

OBW: 1RB-low_offset

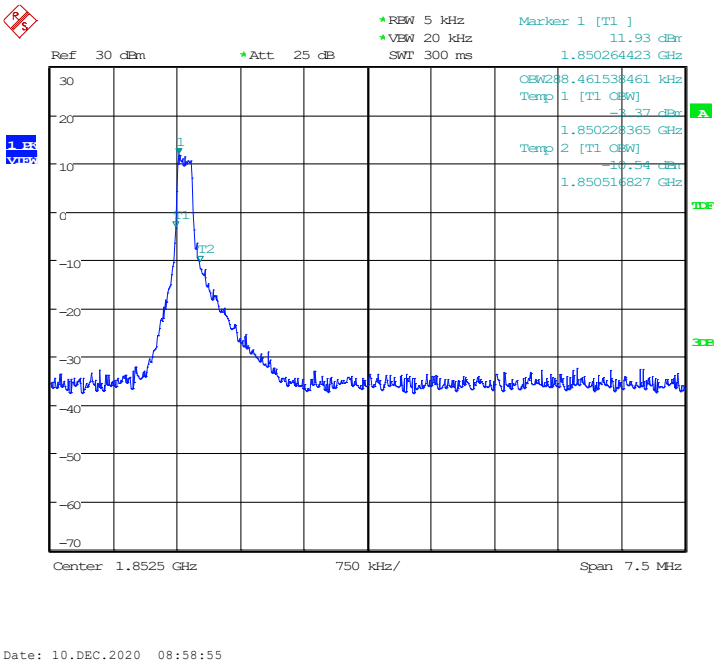

©Copyright. All rights reserved by SAICT.

LOW BAND EDGE BLOCK-1RB-low_offset

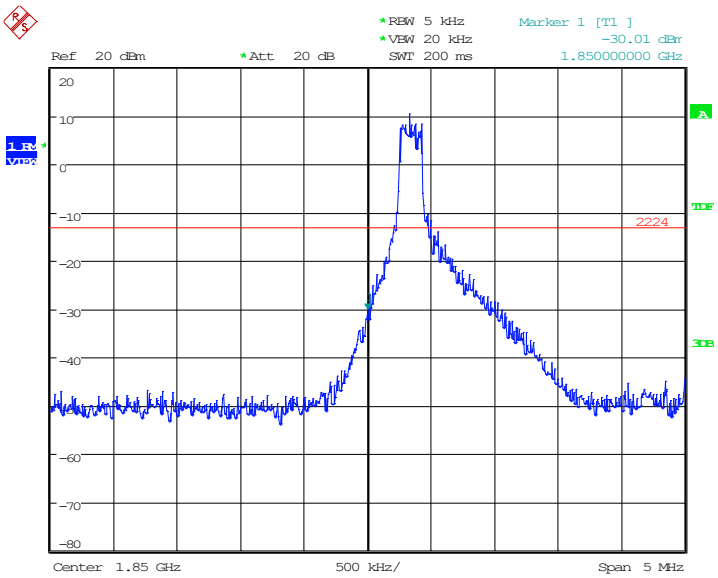

Date: 10.DEC.2020 08:59:39

OBW: 1RB-high_offset

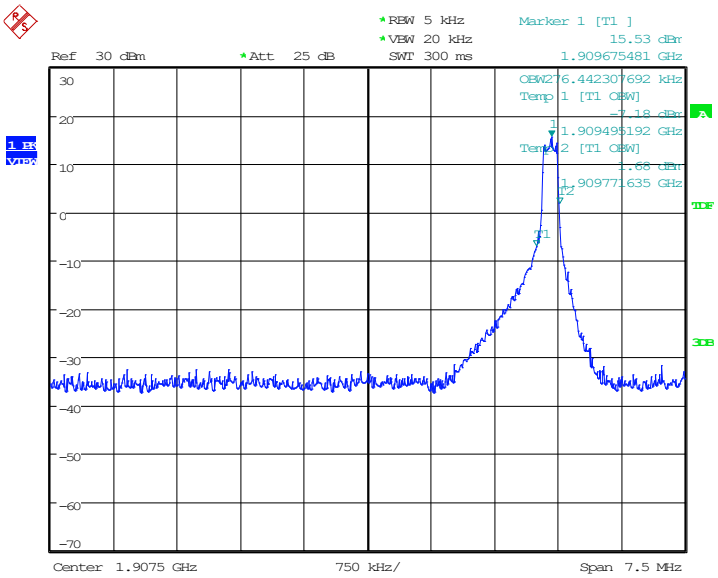

Date: 10.DEC.2020 08:51:59

©Copyright. All rights reserved by SAICT.

HIGH BAND EDGE BLOCK-1RB-high_offset

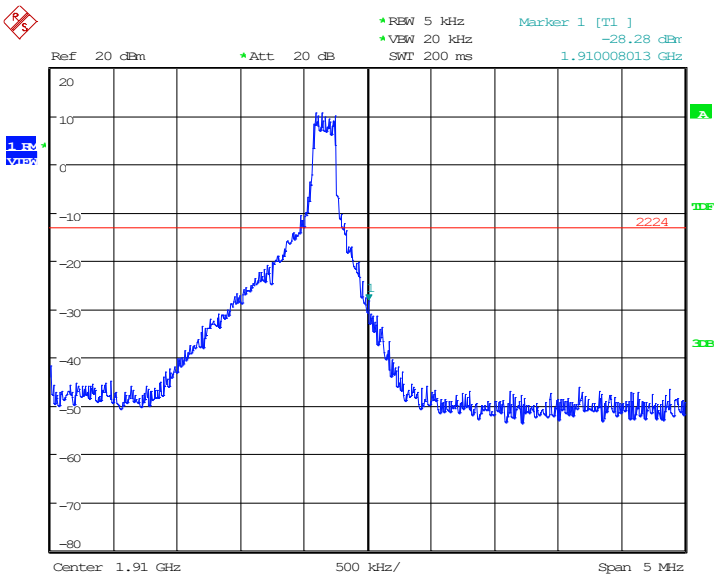

Date: 10.DEC.2020 08:52:43

LOW BAND EDGE BLOCK-20MHz-100%RB

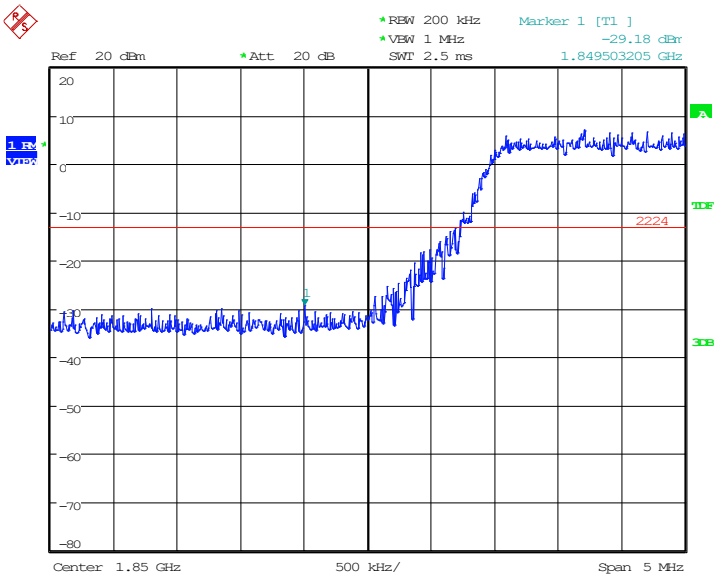

Date: 10.DEC.2020 09:07:40

©Copyright. All rights reserved by SAICT.

HIGH BAND EDGE BLOCK-20MHz-100%RB

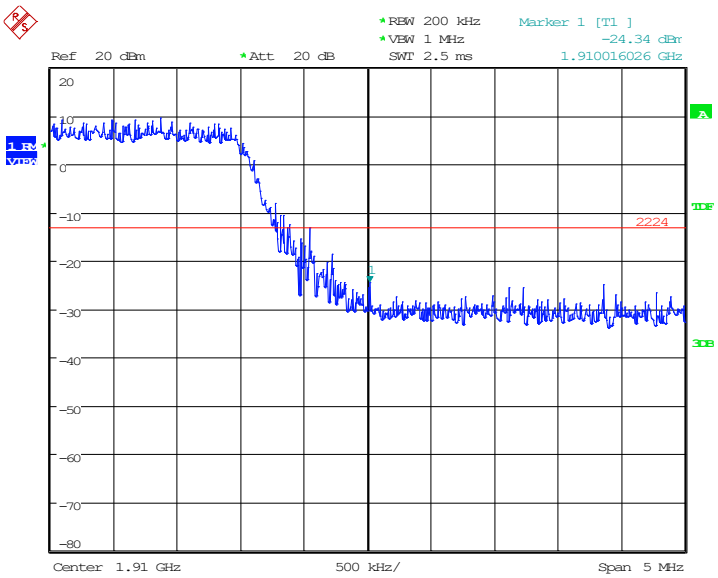

Date: 10.DEC.2020 09:08:26

©Copyright. All rights reserved by SAICT.

LTE band 4

OBW: 1RB-low_offset

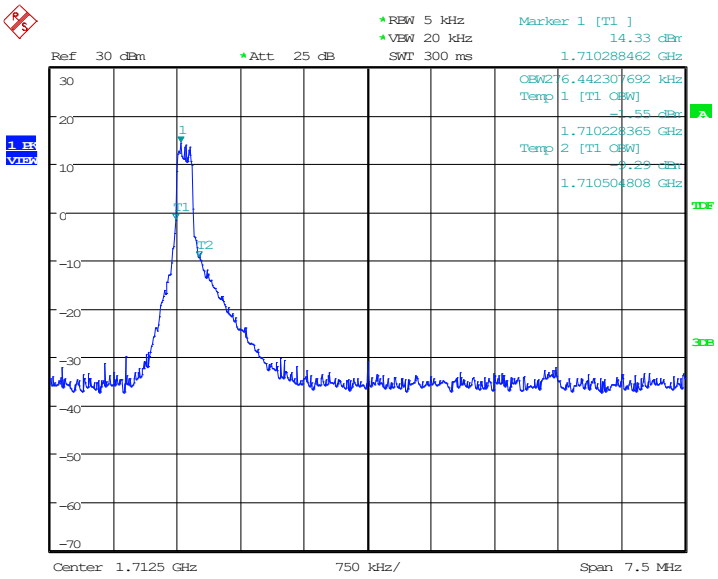

Date: 10.DEC.2020 09:00:35

LOW BAND EDGE BLOCK-1RB-low_offset

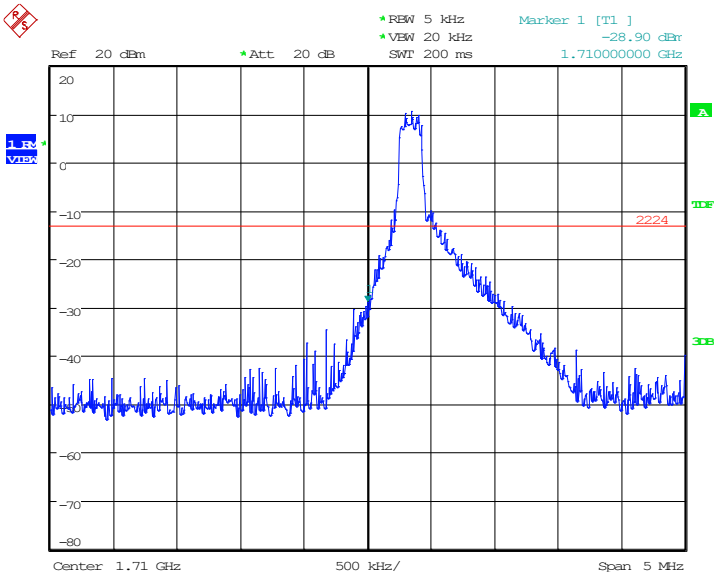

Date: 10.DEC.2020 09:01:19

©Copyright. All rights reserved by SAICT.

OBW: 1RB-high_offset

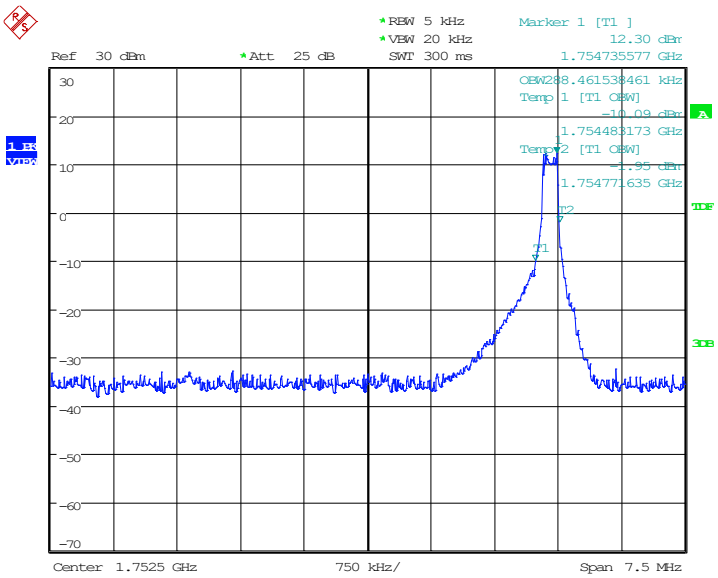

Date: 10.DEC.2020 08:53:42

HIGH BAND EDGE BLOCK-1RB-high_offset

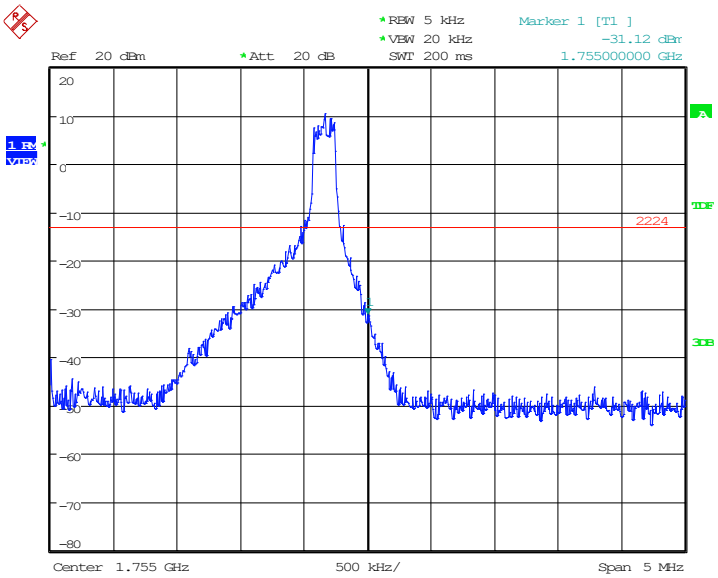

Date: 10.DEC.2020 08:54:26

©Copyright. All rights reserved by SAICT.

LOW BAND EDGE BLOCK-20MHz-100%RB

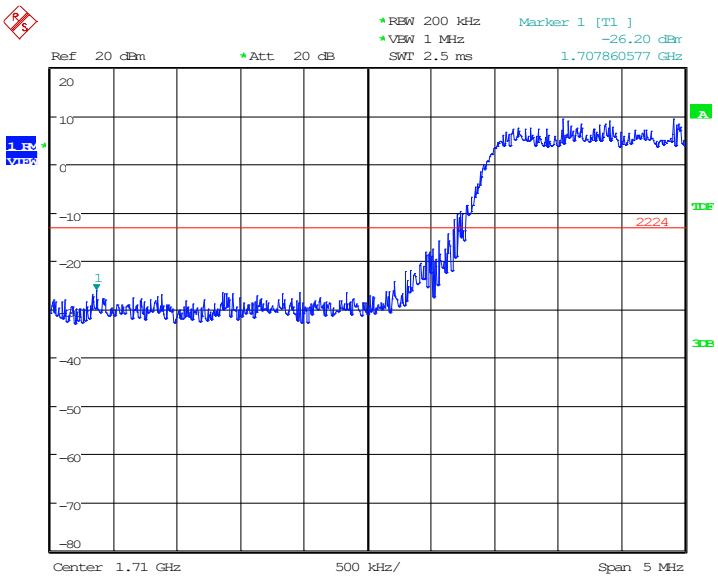

Date: 10.DEC.2020 09:10:46

HIGH BAND EDGE BLOCK-20MHz-100%RB

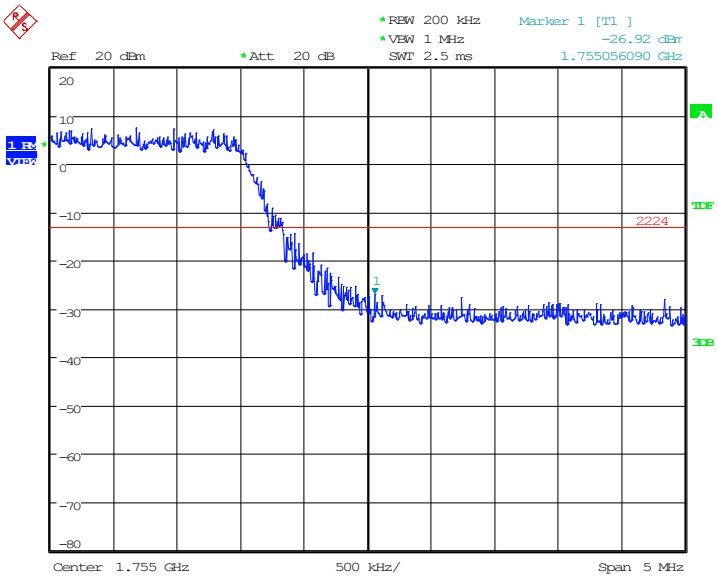

Date: 10.DEC.2020 09:11:32

©Copyright. All rights reserved by SAICT.

LTE band 5

OBW: 1RB-low_offset

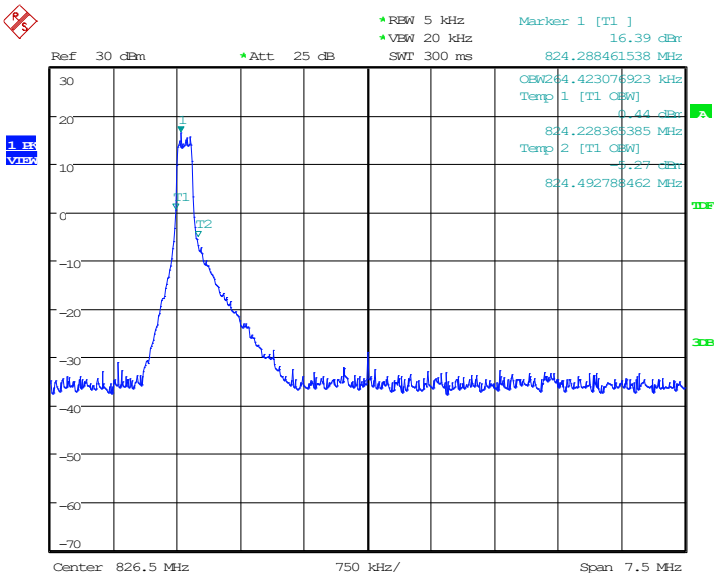

Date: 10.DEC.2020 08:57:12

LOW BAND EDGE BLOCK-1RB-low_offset

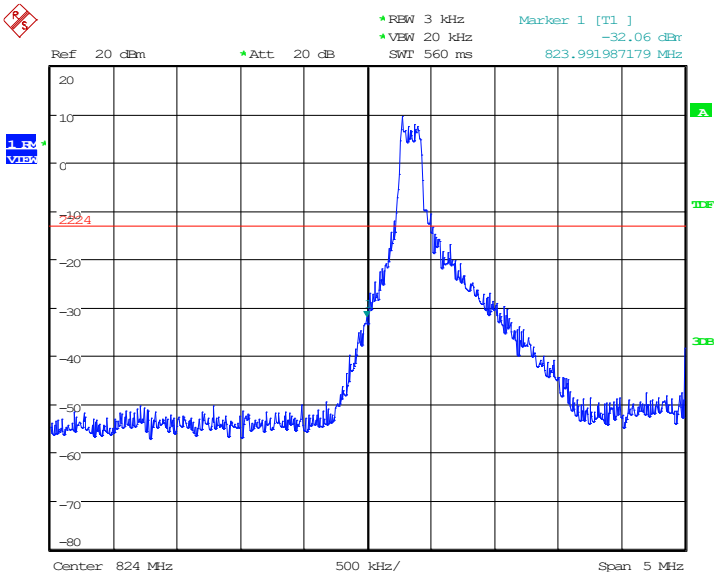

Date: 10.DEC.2020 08:57:56

©Copyright. All rights reserved by SAICT.

OBW: 1RB-high_offset

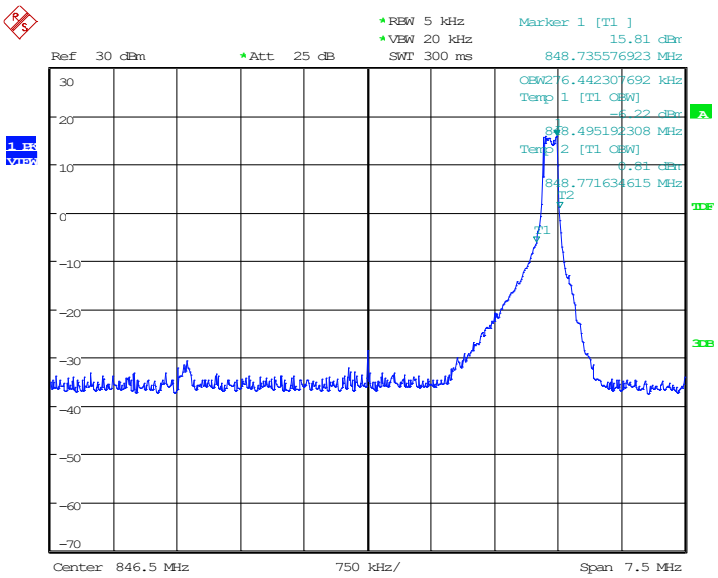

Date: 10.DEC.2020 08:50:17

HIGH BAND EDGE BLOCK-1RB-high_offset

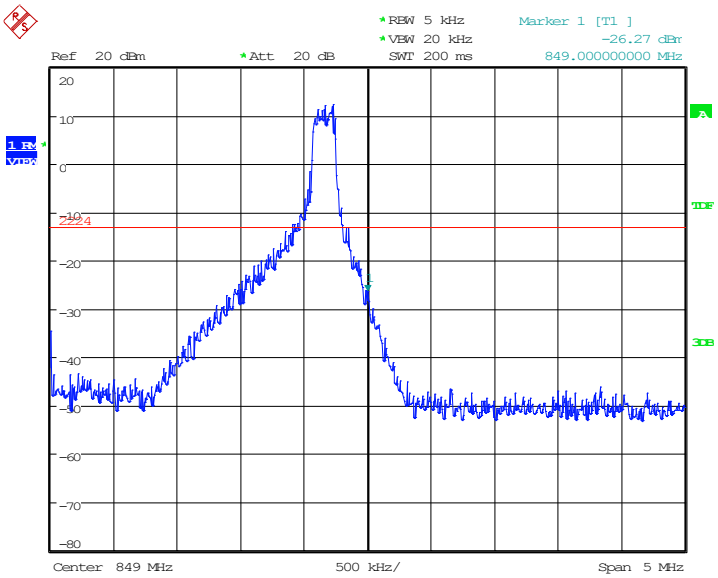

Date: 10.DEC.2020 08:51:01

©Copyright. All rights reserved by SAICT.

LOW BAND EDGE BLOCK-10MHz-100%RB

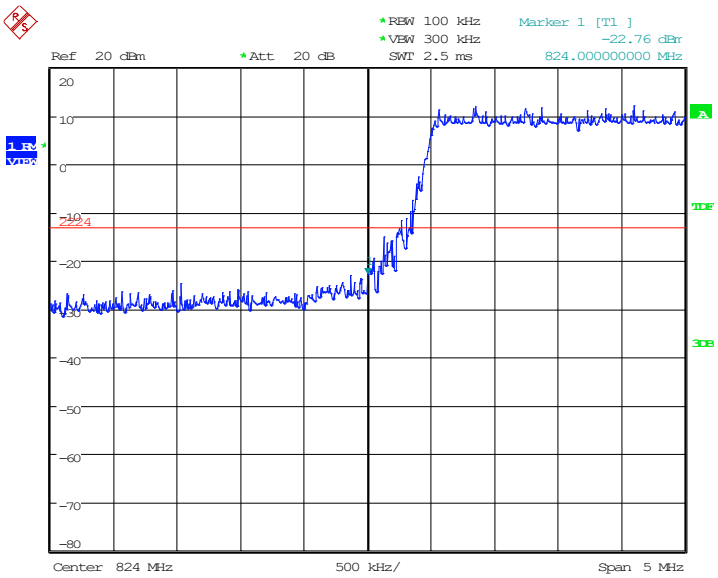

Date: 10.DEC.2020 09:04:32

HIGH BAND EDGE BLOCK-10MHz-100%RB

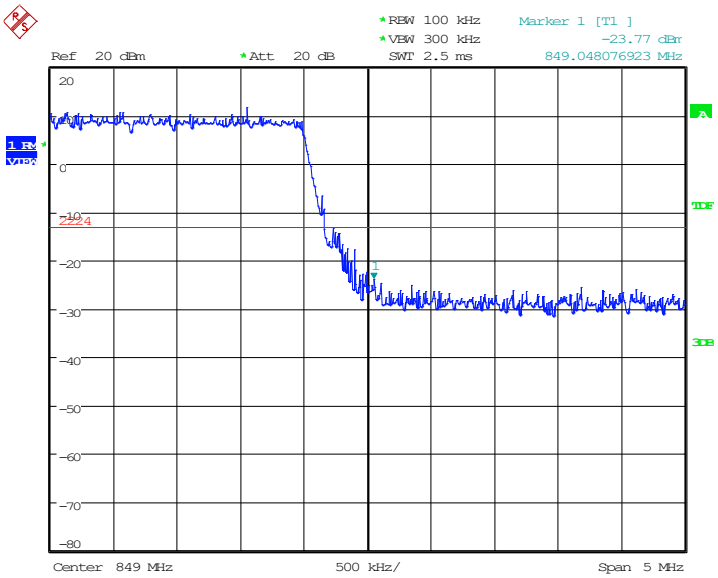

Date: 10.DEC.2020 09:05:18

©Copyright. All rights reserved by SAICT.

LTE band 7

OBW: 1RB-low_offset

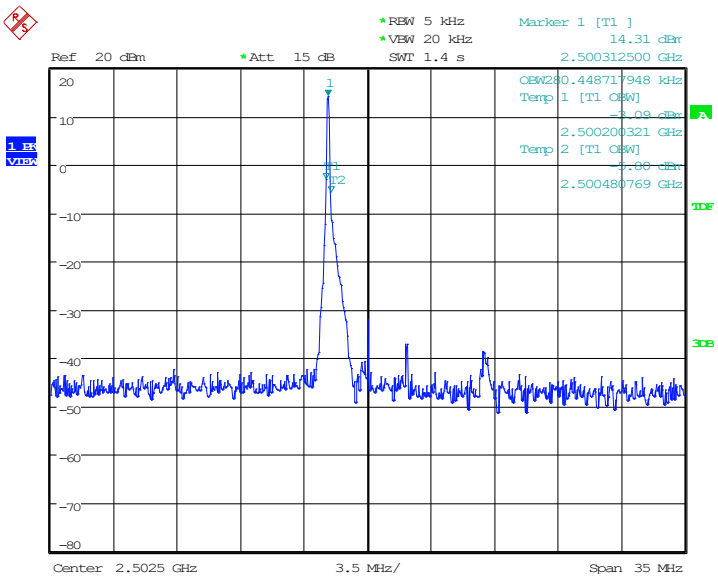

Date: 12.DEC.2020 12:17:46

LOW BAND EDGE BLOCK-1RB-low_offset

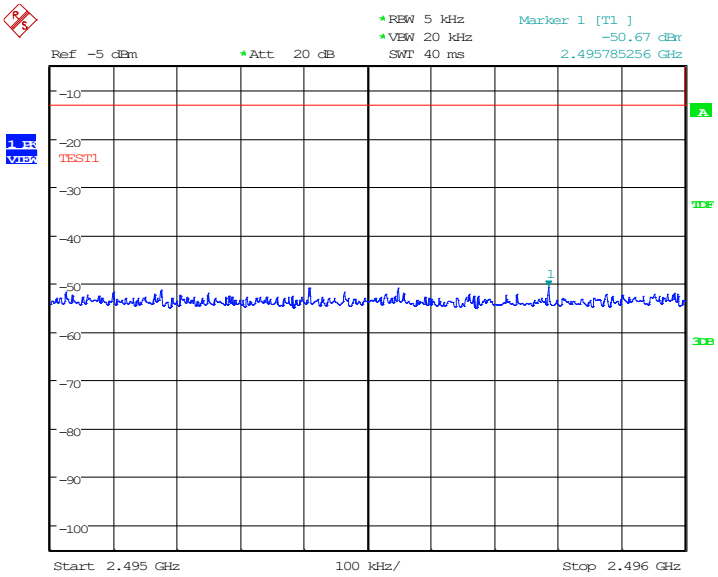

Date: 12.DEC.2020 12:26:56

©Copyright. All rights reserved by SAICT.

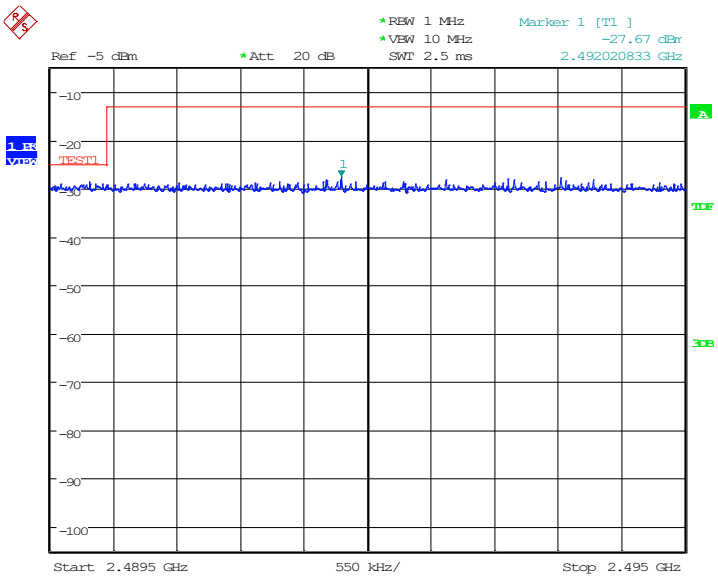

Date: 12.DEC.2020 12:24:32

OBW: 1RB-high_offset

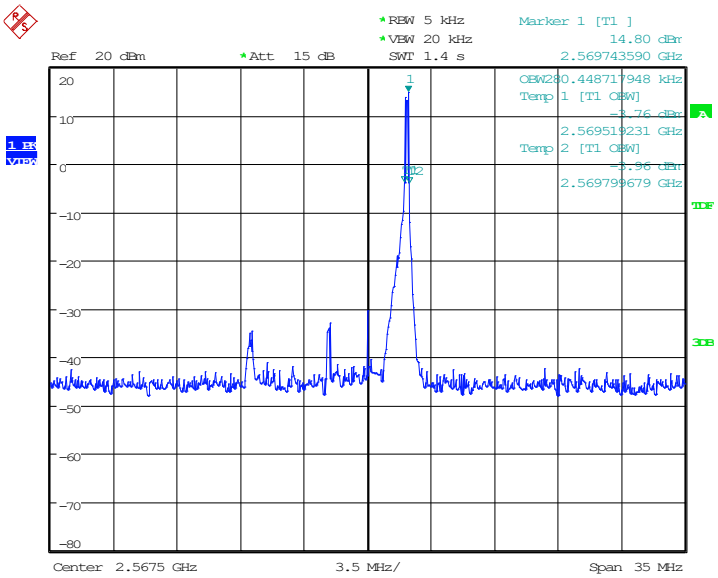

Date: 12.DEC.2020 12:18:40

©Copyright. All rights reserved by SAICT.

HIGH BAND EDGE BLOCK-1RB-high_offset

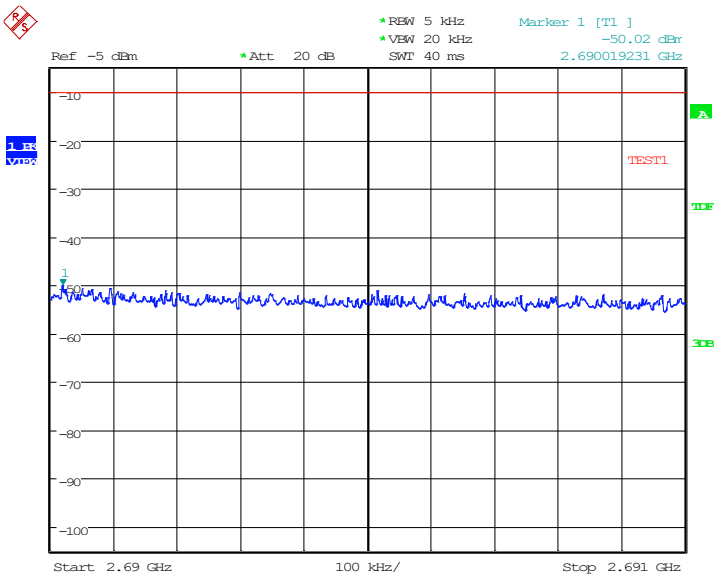

Date: 12.DEC.2020 12:20:29

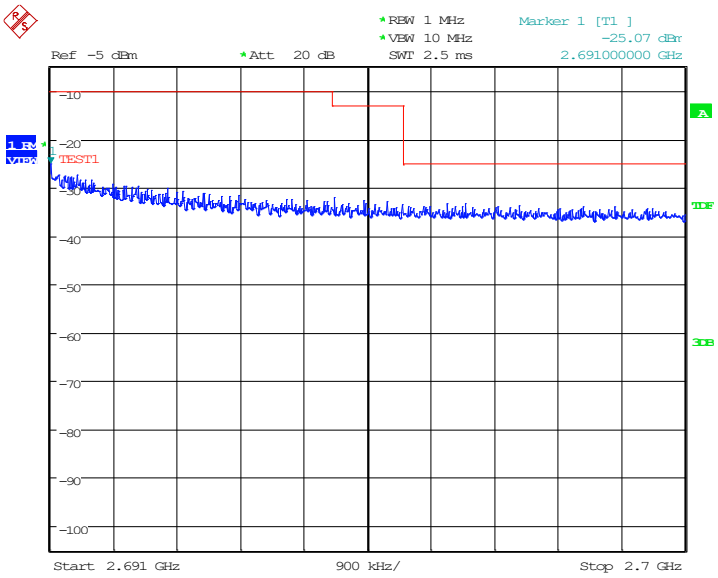

Date: 12.DEC.2020 12:21:50

©Copyright. All rights reserved by SAICT.

LOW BAND EDGE BLOCK-20MHz-100%RB

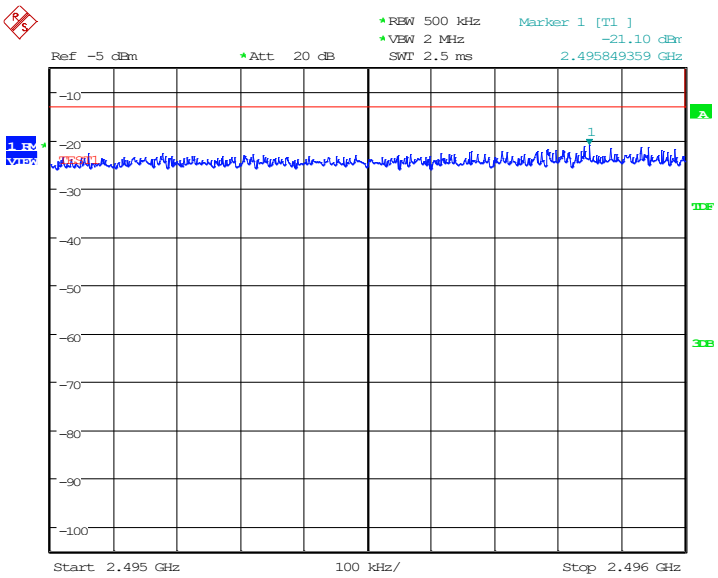

Date: 12.DEC.2020 12:30:22

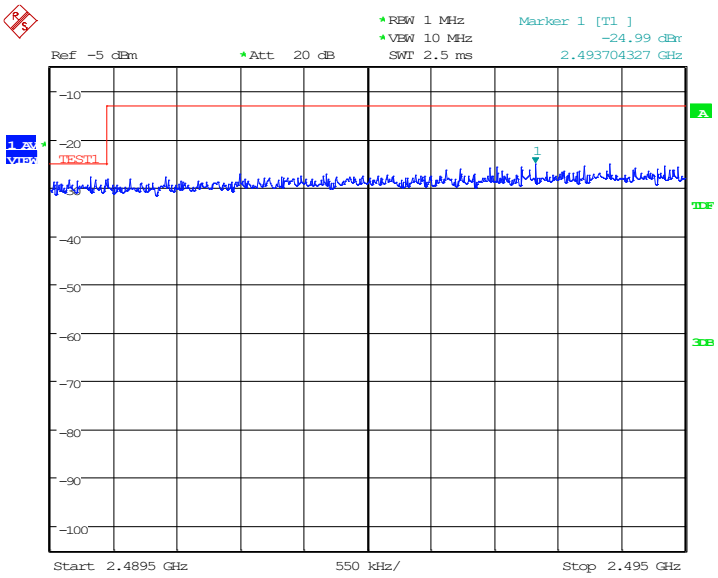

Date: 12.DEC.2020 12:36:01

©Copyright. All rights reserved by SAICT.

HIGH BAND EDGE BLOCK-20MHz-100%RB

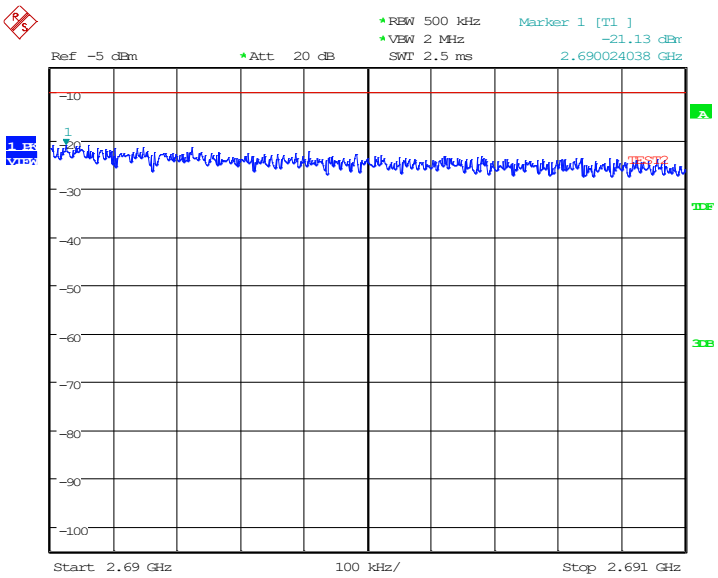

Date: 12.DEC.2020 12:39:50

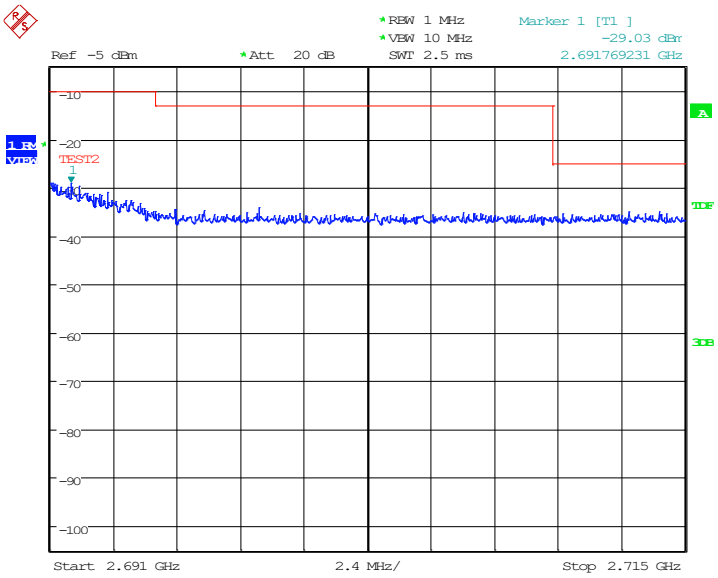

Date: 12.DEC.2020 12:39:02

©Copyright. All rights reserved by SAICT.

LTE band 12

OBW: 1RB-low_offset

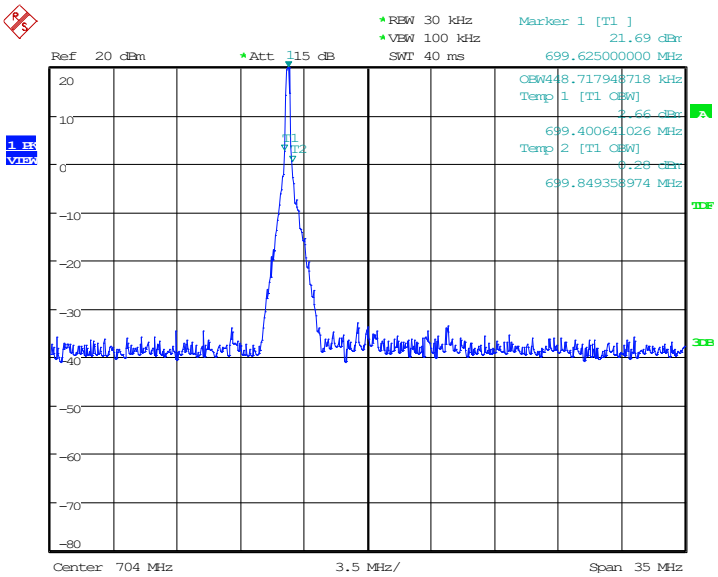

Date: 12.DEC.2020 12:58:31

LOW BAND EDGE BLOCK-1RB-low_offset

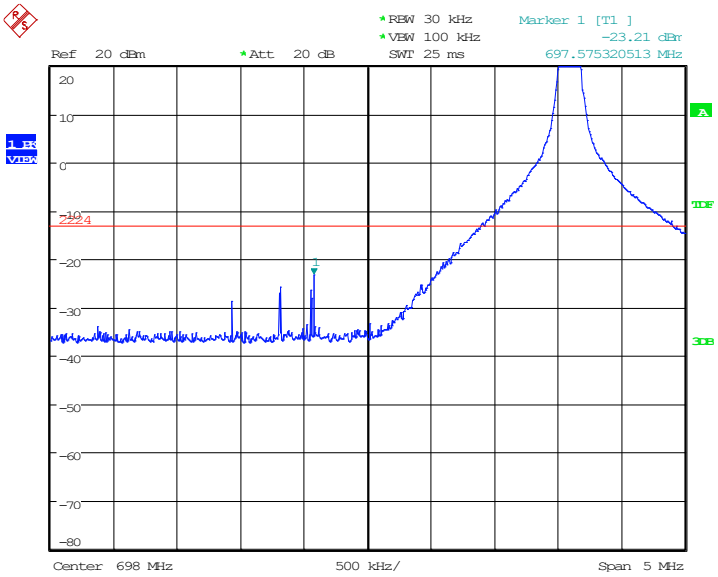

Date: 12.DEC.2020 13:03:51

©Copyright. All rights reserved by SAICT.

OBW: 1RB-high_offset

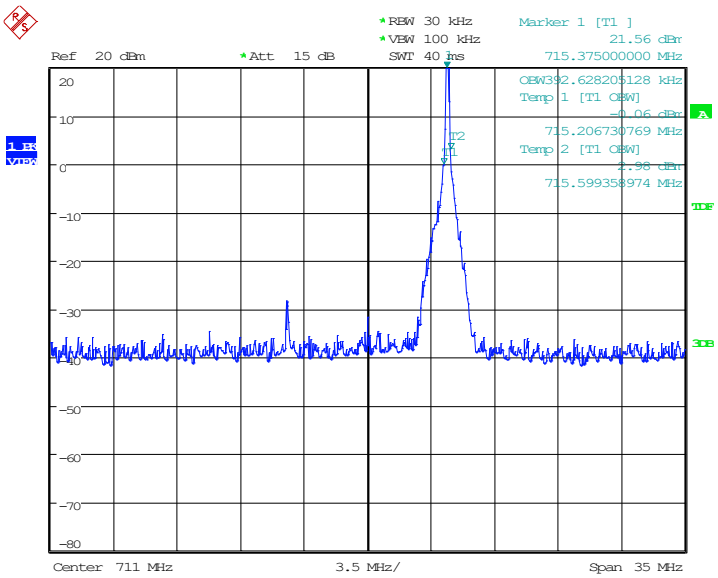

Date: 12.DEC.2020 12:59:29

HIGH BAND EDGE BLOCK-1RB-high_offset

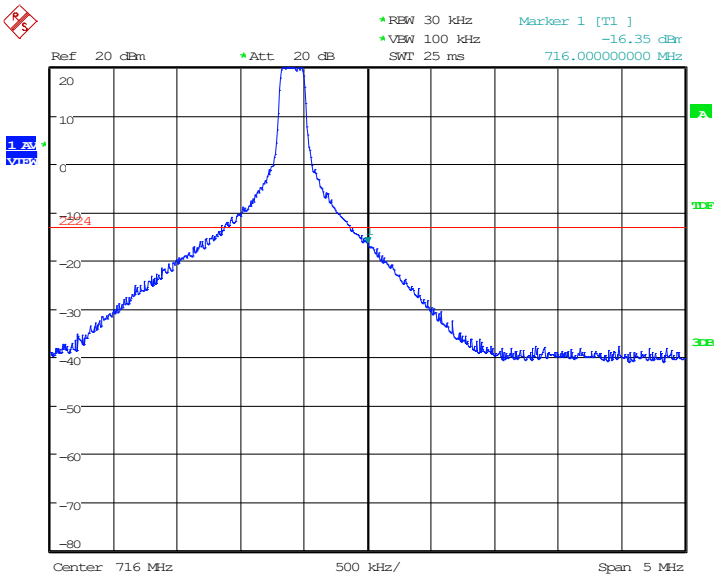

Date: 12.DEC.2020 13:00:43

©Copyright. All rights reserved by SAICT.

LOW BAND EDGE BLOCK-10MHz-100%RB

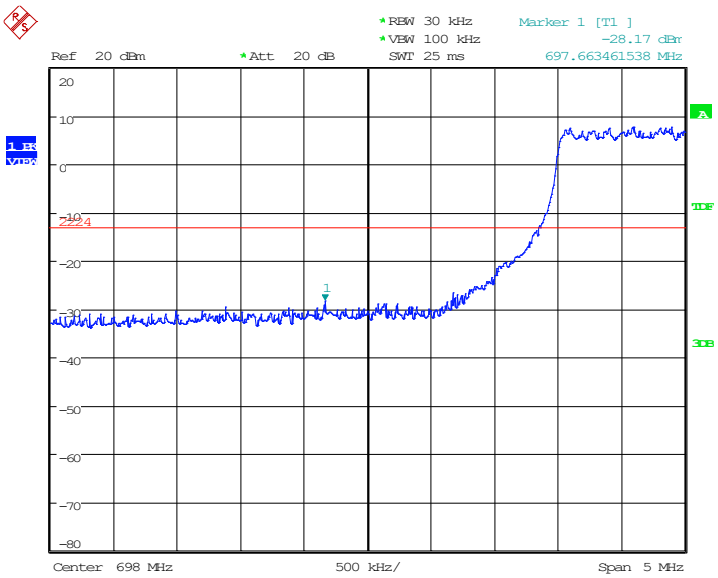

Date: 12.DEC.2020 13:04:32

HIGH BAND EDGE BLOCK-10MHz-100%RB

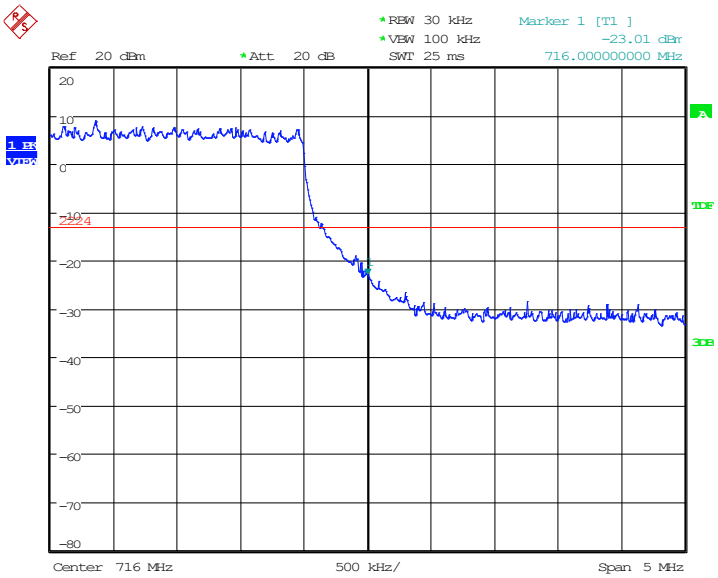

Date: 12.DEC.2020 13:05:41

©Copyright. All rights reserved by SAICT.

LTE band 17

OBW: 1RB-low_offset

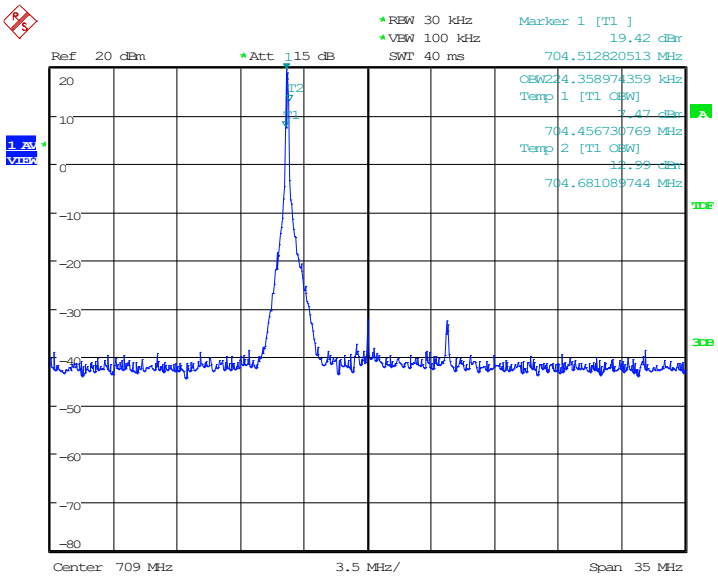

Date: 12.DEC.2020 13:13:44

LOW BAND EDGE BLOCK-1RB-low_offset

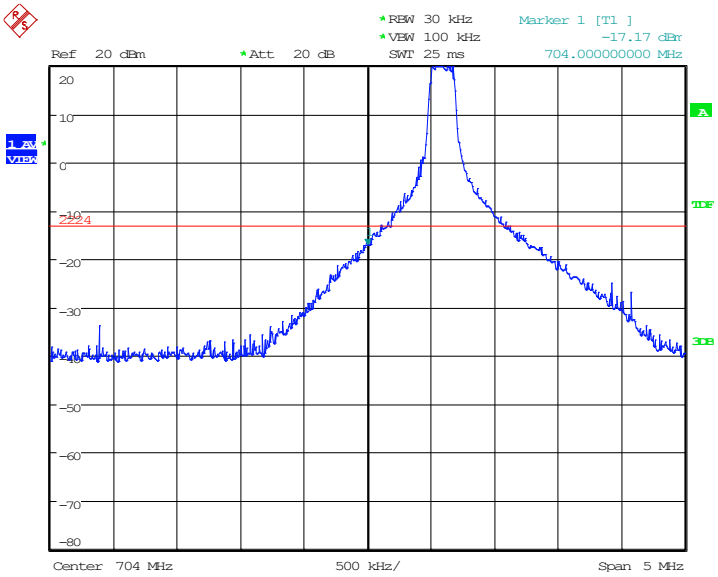

Date: 12.DEC.2020 13:12:38

©Copyright. All rights reserved by SAICT.

OBW: 1RB-high_offset

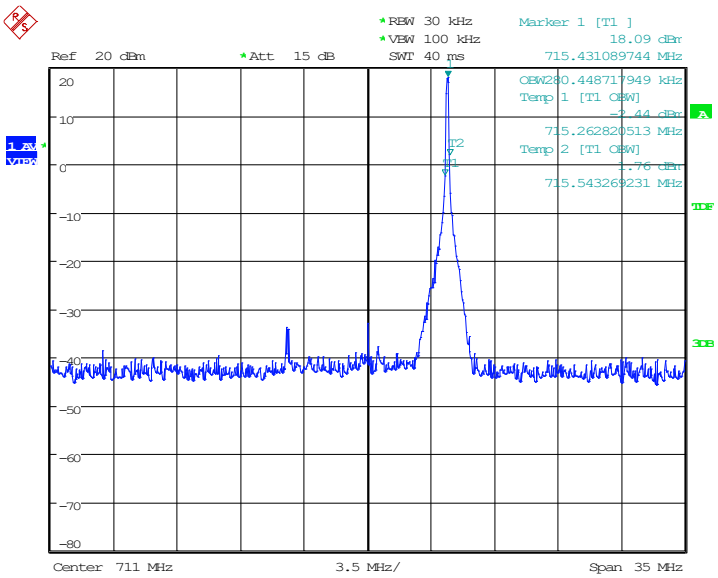

Date: 12.DEC.2020 13:14:23

HIGH BAND EDGE BLOCK-1RB-high_offset

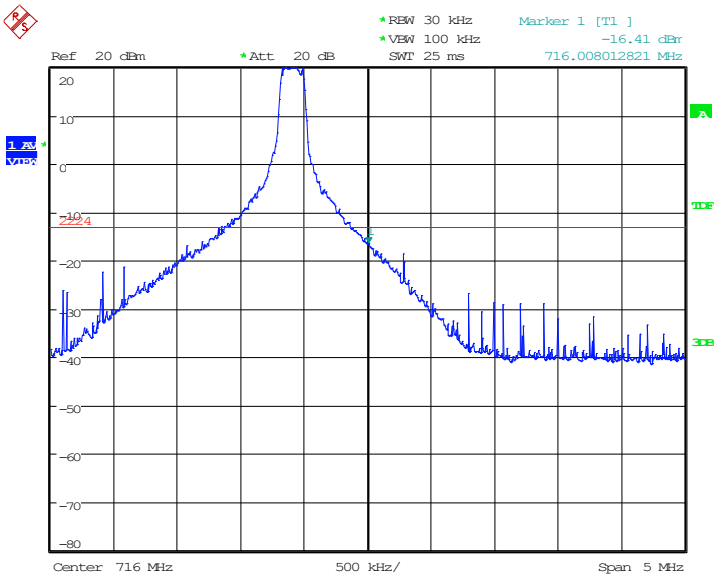

Date: 12.DEC.2020 13:11:18

©Copyright. All rights reserved by SAICT.

LOW BAND EDGE BLOCK-5MHz-100%RB

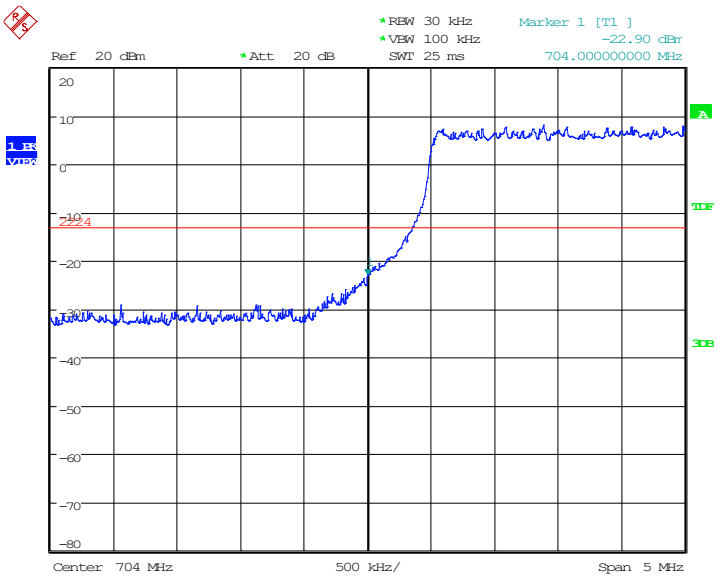

Date: 12.DEC.2020 13:07:42

HIGH BAND EDGE BLOCK-5MHz-100%RB

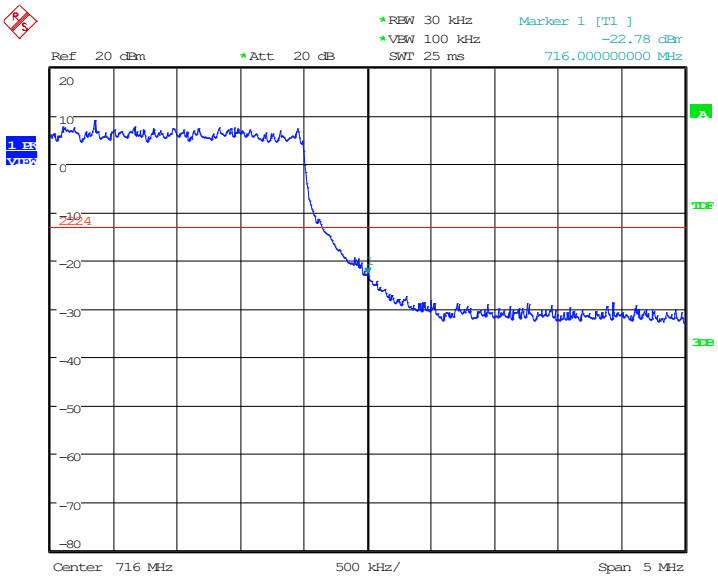

Date: 12.DEC.2020 13:09:12

©Copyright. All rights reserved by SAICT.

LTE band 66

OBW: 1RB-low_offset

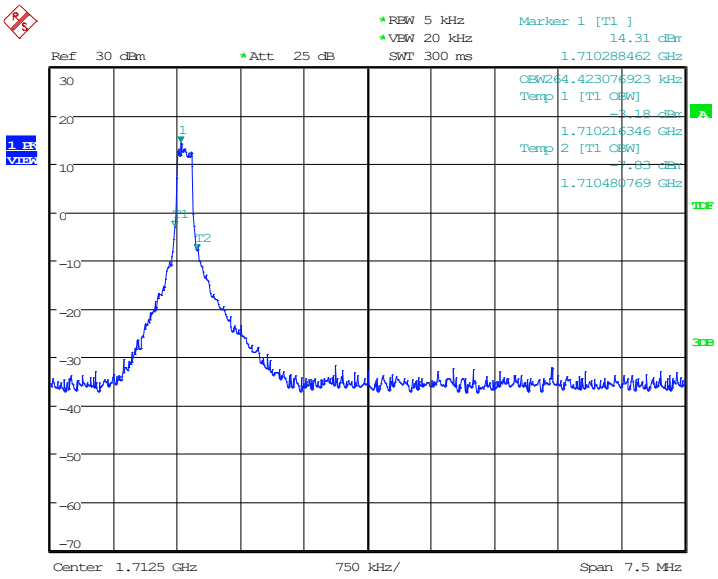

Date: 10.DEC.2020 09:02:17

LOW BAND EDGE BLOCK-1RB-low_offset

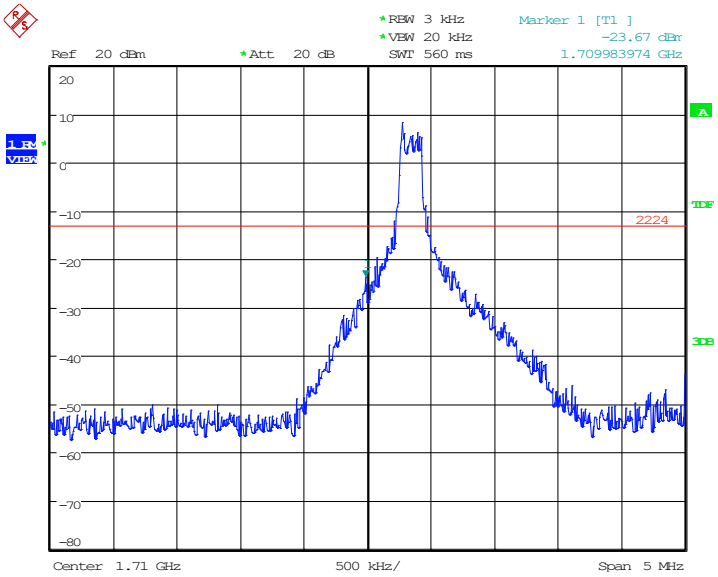

Date: 10.DEC.2020 09:03:01

©Copyright. All rights reserved by SAICT.

OBW: 1RB-high_offset

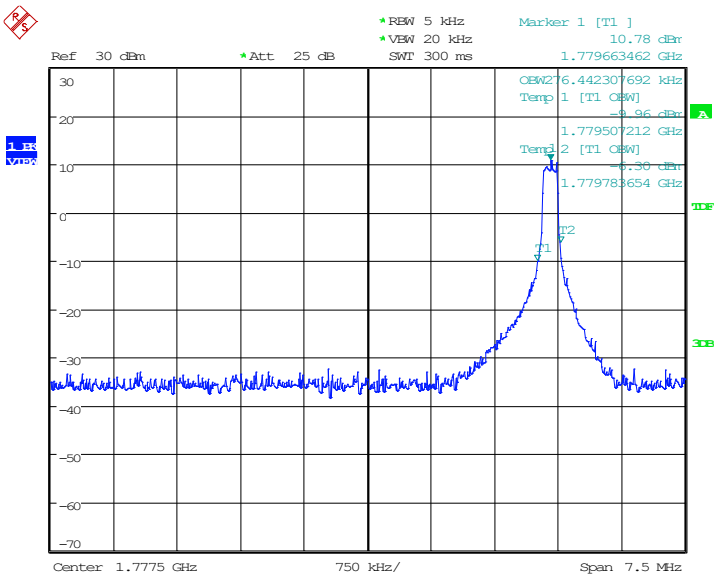

Date: 10.DEC.2020 08:55:24

HIGH BAND EDGE BLOCK-1RB-high_offset

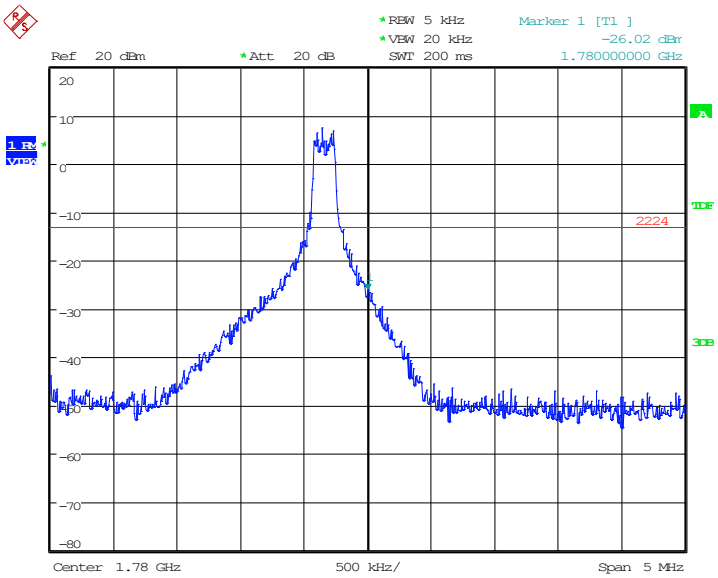

Date: 10.DEC.2020 08:56:08

©Copyright. All rights reserved by SAICT.

LOW BAND EDGE BLOCK-20MHz-100%RB

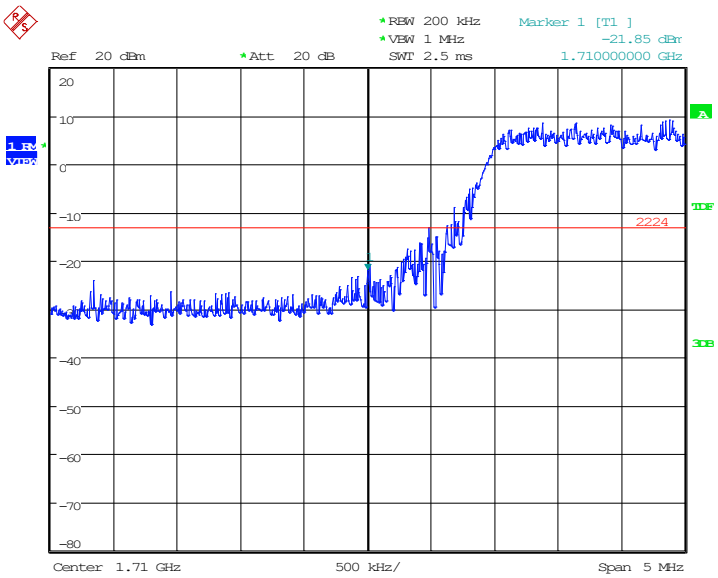

Date: 10.DEC.2020 09:13:52

HIGH BAND EDGE BLOCK-20MHz-100%RB

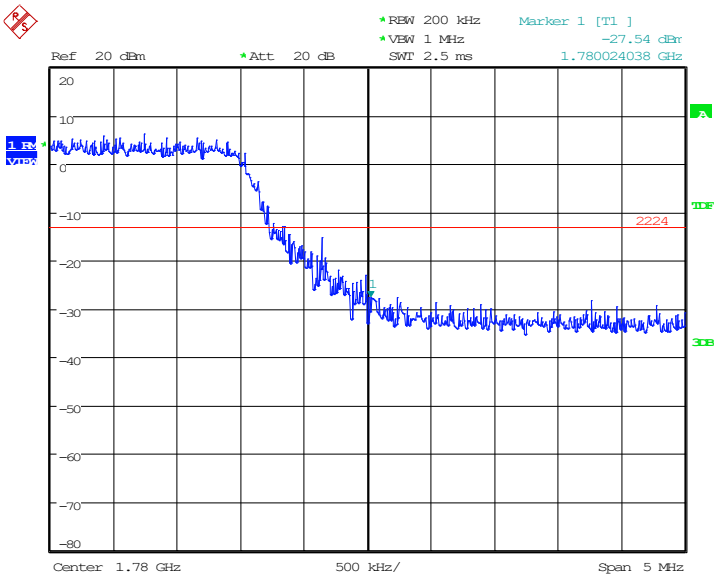

Date: 10.DEC.2020 09:14:38

Note: Expanded measurement uncertainty is U = 0.49dB(100KHz-2GHz)/1.21dB(2GHz-26.5GHz), k = 1.96

©Copyright. All rights reserved by SAICT.

A.7 CONDUCTED SPURIOUS EMISSION

Reference

FCC: CFR Part 2.1051, 22.917, 24.238, 27.53.

A.7.1 Measurement Method

The following steps outline the procedure used to measure the conducted emissions from the EUT.

1. Determine frequency range for measurements: From CFR 2.1051 the spectrum should be investigated from the lowest radio frequency generated in the equipment up to at least the 10th harmonic of the carrier frequency. For the mobile station equipment tested, this equates to a frequency range of 13 MHz to 9 GHz, data taken from 10 MHz to 25 GHz.
2. Determine EUT transmit frequencies: below outlines the band edge frequencies pertinent to conducted emissions testing.
3. The number of sweep points of spectrum analyzer is set to 30001 which is greater than span/RBW.

A. 7.2 Measurement Limit

Part 22.917, Part 24.238 and Part 27.53(h) specify that the power of any emission outside of the authorized operating frequency ranges must be attenuated below the transmitting power (P) by a factor of at least 43 + 10 log(P) dB.

The specification that emissions shall be attenuated below the transmitter power (P) by at least 43 + 10 log (P) dB, translates in the relevant power range (1 to 0.001 W) to -13 dBm. At 1 W the specified minimum attenuation becomes 43 dB and relative to a 30 dBm (1 W) carrier becomes a limit of -13 dBm. At 0.001 W (0 dBm) the minimum attenuation is 13 dB, which again yields a limit of -13 dBm. In this way a translation of the specification from relative to absolute terms is carried out.

Part 27.53(m)(4) specifies for mobile digital stations, the attenuation factor shall be not less than 40 + 10 log (P) dB on all frequencies between the channel edge and 5 megahertz from the channel edge, 43 + 10 log (P) dB on all frequencies between 5 megahertz and X megahertz from the channel edge, and 55 + 10 log (P) dB on all frequencies more than X megahertz from the channel edge, where X is the greater of 6 megahertz or the actual emission bandwidth as defined in paragraph (m)(6) of this section. In addition, the attenuation factor shall not be less that 43 + 10 log (P) dB on all frequencies between 2490.5 MHz and 2496 MHz and 55 + 10 log (P) dB at or below 2490.5 MHz. Mobile Satellite Service licensees operating on frequencies below 2495 MHz may also submit a documented interference complaint against BRS licensees operating on channel BRS Channel 1 on the same terms and conditions as adjacent channel BRS or EBS licensees.

©Copyright. All rights reserved by SAICT.

A. 7.3 Measurement result

Only worst case result is given below

LTE band 2 : 30MHz – 20GHz

Spurious emission limit –13dBm.

NOTE: peak above the limit line is the carrier frequency.

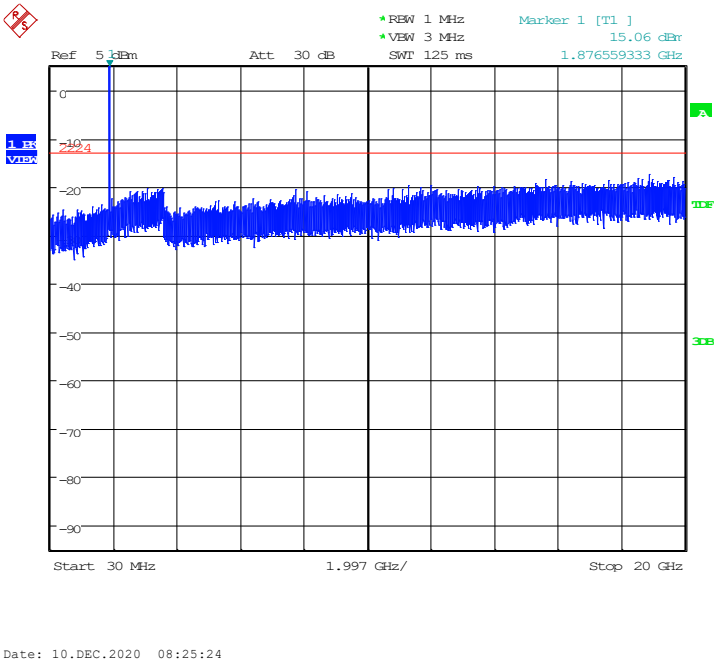

LTE band 4 : 30MHz – 20GHz

Spurious emission limit –13dBm.

NOTE: peak above the limit line is the carrier frequency.

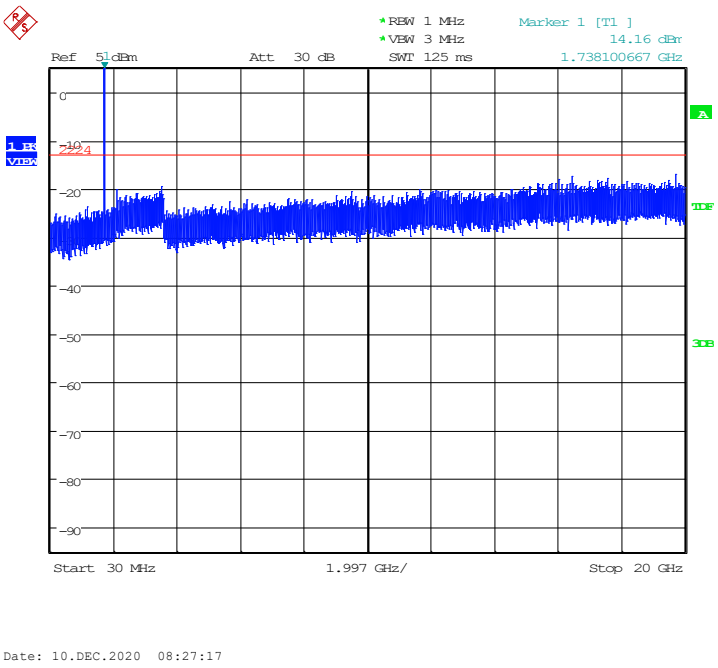

©Copyright. All rights reserved by SAICT.

LTE band 5 : 30MHz – 10GHz

Spurious emission limit –13dBm.

NOTE: peak above the limit line is the carrier frequency.

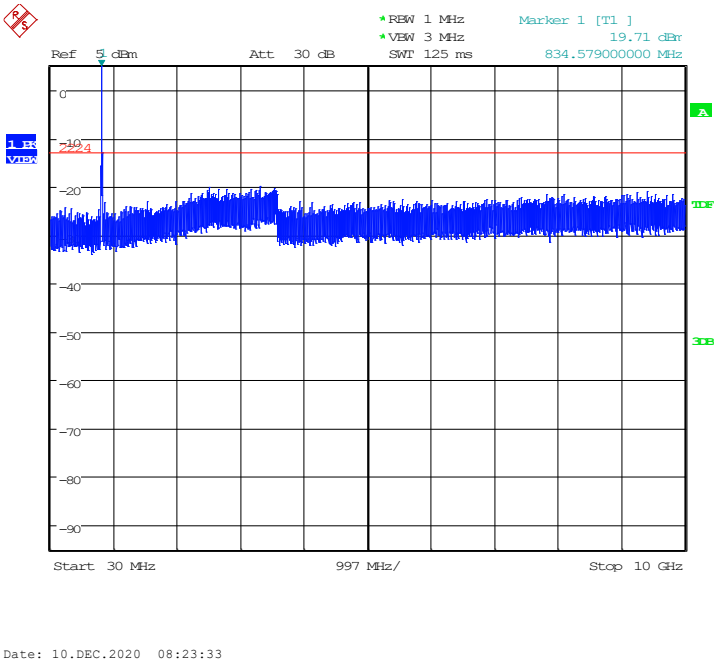

LTE band 7: 30MHz – 26GHz

Spurious emission limit –25dBm.

NOTE: peak above the limit line is the carrier frequency.

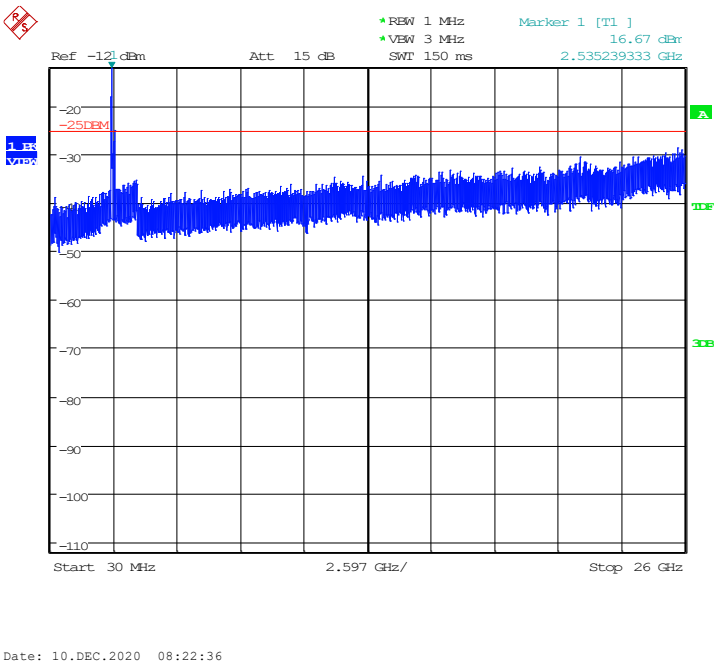

©Copyright. All rights reserved by SAICT.

LTE band 12: 30MHz – 10GHz

Spurious emission limit –13dBm.

NOTE: peak above the limit line is the carrier frequency.

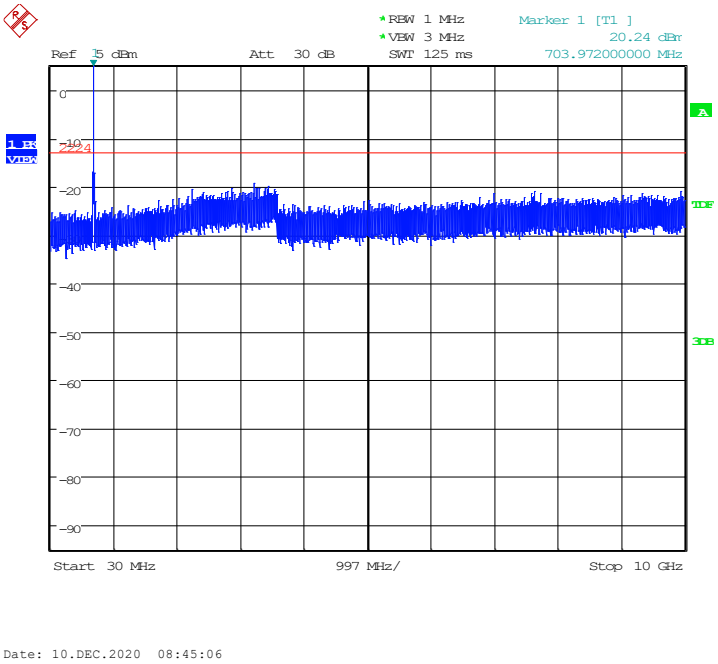

LTE band 17: 30MHz – 10GHz

Spurious emission limit –13dBm.

NOTE: peak above the limit line is the carrier frequency.

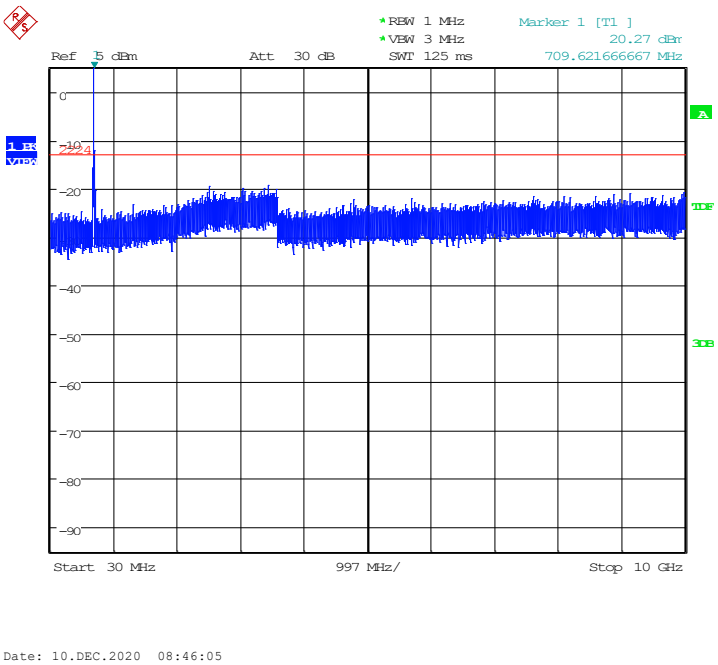

©Copyright. All rights reserved by SAICT.

LTE band 66: 30MHz – 20GHz

Spurious emission limit –13dBm.

NOTE: peak above the limit line is the carrier frequency.

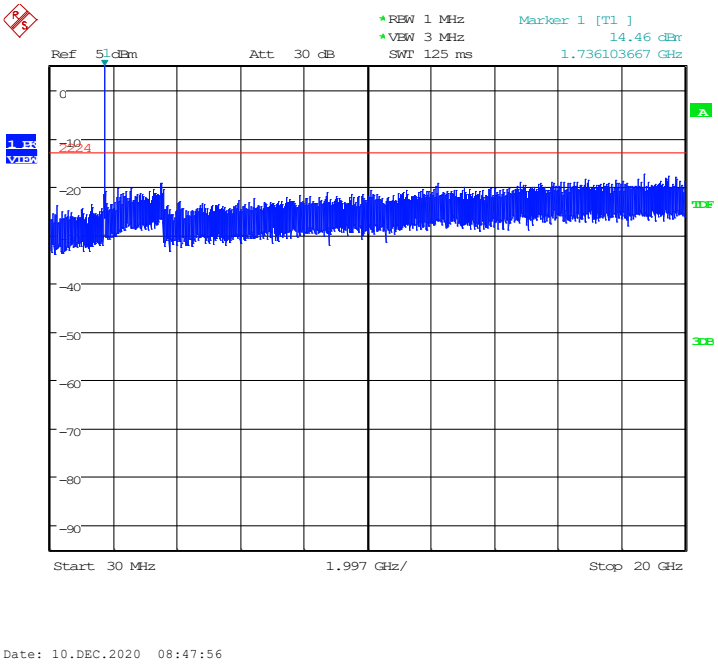

Note: Expanded measurement uncertainty is U = 0.49dB(100KHz-2GHz)/1.21dB(2GHz-26.5GHz), k = 1.96

©Copyright. All rights reserved by SAICT.

A.8 PEAK-TO-AVERAGE POWER RATIO

Reference

FCC: CFR Part 24.232, 27.50(d), KDB971168 D01(5.7).

The peak-to-average power ratio (PAPR) of the transmitter output power must not exceed 13 dB. The PAPR measurements should be made using either an instrument with complementary cumulative distribution function (CCDF) capabilities to determine that PAPR will not exceed 13 dB for more than 0.1 percent of the time or other Commission approved procedure. The measurement must be performed using a signal corresponding to the highest PAPR expected during periods of continuous transmission.

a)Refer to instrument's analyzer instruction manual for details on how to use the power statistics/CCDF function;

b) Set resolution/measurement bandwidth ⩾ signal' s occupied bandwidth;

c) Set the number of counts to a value that stabilizes the measured CCDF curve;

d) Set the measurement interval to 1 ms

e)Record the maximum PAPR level associated with a probability of 0.1%

A.8.1 Measurement limit

not exceed 13 dB

A.8.2 Measurement results

Only worst case result is given below

LTE band 2

Frequency(MHz)	Bandwidth(MHz)	PAPR(dB)		
		QPSK	16QAM	64QAM
1880.0	20	7.34	7.72	7.66

LTE band 2, 20MHz Bandwidth, QPSK (PAPR)

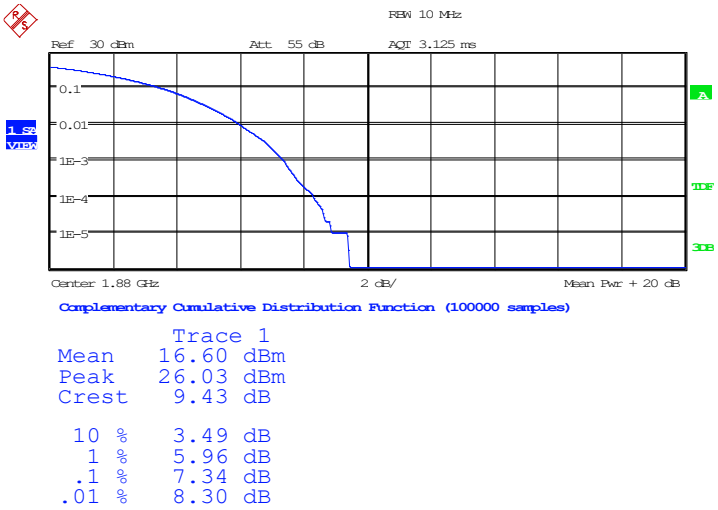

©Copyright. All rights reserved by SAICT.

LTE band 2, 20MHz Bandwidth, 16QAM (PAPR)

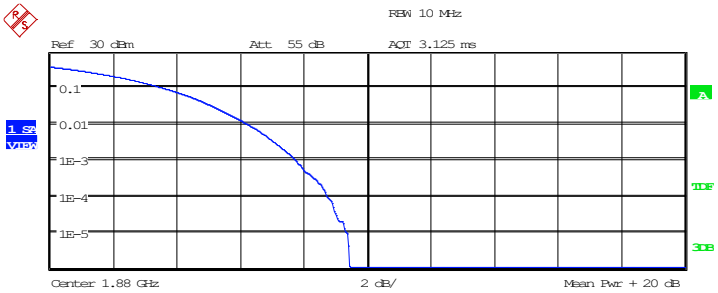

Complementary Cumulative Distribution Function (100000 samples)

	Trace 1
Mean	15.75 dBm
Peak	25.18 dBm
Crest	9.44 dB
10 %	3.56 dB
1 %	6.19 dB
.1 %	7.72 dB
.01 %	8.72 dB

Date: 10.DEC.2020 07:54:47

LTE band 2, 20MHz Bandwidth, 64QAM (PAPR)

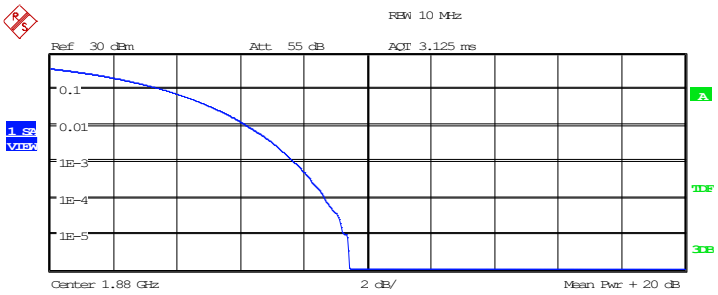

Complementary Cumulative Distribution Function (100000 samples)

	Trace 1
Mean	15.96 dBm
Peak	25.39 dBm
Crest	9.43 dB
10 %	3.56 dB
1 %	6.19 dB
.1 %	7.66 dB
.01 %	8.65 dB

Date: 10.DEC.2020 11:32:47

©Copyright. All rights reserved by SAICT.

LTE band 4

Frequency(MHz)	Bandwidth(MHz)	PAPR(dB)		
		QPSK	16QAM	64QAM
1732.5	20	7.24	7.72	7.63

LTE band 4, 20MHz Bandwidth, QPSK (PAPR)

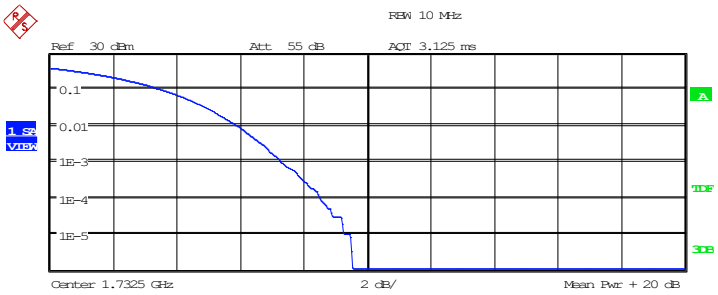

Complementary Cumulative Distribution Function (100000 samples)

	Trace 1
Mean	16.62 dBm
Peak	26.15 dBm
Crest	9.53 dB
10 %	3.49 dB
1 %	5.90 dB
.1 %	7.24 dB
.01 %	8.49 dB

Date: 10.DEC.2020 07:56:27

LTE band 4, 20MHz Bandwidth, 16QAM (PAPR)

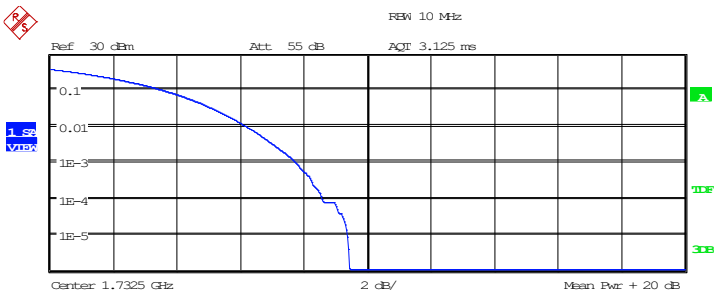

Complementary Cumulative Distribution Function (100000 samples)

	Trace 1
Mean	15.87 dBm
Peak	25.30 dBm
Crest	9.44 dB
10 %	3.56 dB
1 %	6.15 dB
.1 %	7.72 dB
.01 %	8.59 dB

Date: 10.DEC.2020 07:56:33

©Copyright. All rights reserved by SAICT.

LTE band 4, 20MHz Bandwidth, 64QAM (PAPR)

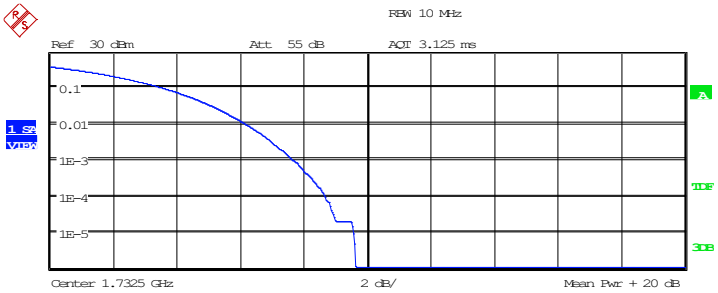

Complementary Cumulative Distribution Function (100000 samples)

	Trace 1
Mean	15.74 dBm
Peak	25.37 dBm
Crest	9.63 dB
10 %	3.56 dB
1 %	6.15 dB
.1 %	7.63 dB
.01 %	8.65 dB

Date: 10.DEC.2020 11:34:48

©Copyright. All rights reserved by SAICT.

LTE band 5

Frequency(MHz)	Bandwidth(MHz)	PAPR(dB)		
		QPSK	16QAM	64QAM
836.5	10	5.71	6.35	6.51

LTE band 5, 10MHz Bandwidth, QPSK (PAPR)

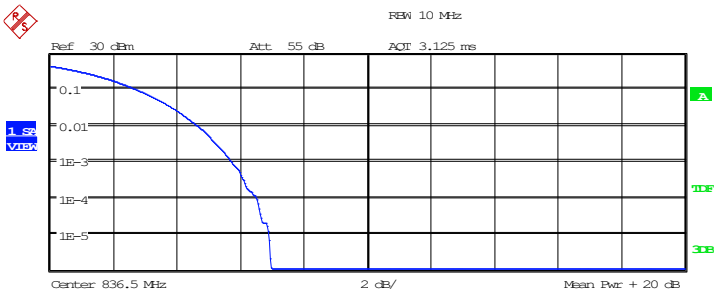

Complementary Cumulative Distribution Function (100000 samples)

	Trace 1
Mean	21.25 dBm
Peak	28.21 dBm
Crest	6.96 dB
10 %	2.72 dB
1 %	4.62 dB
.1 %	5.71 dB
.01 %	6.51 dB

Date: 10.DEC.2020 07:52:58

LTE band 5, 10MHz Bandwidth, 16QAM (PAPR)

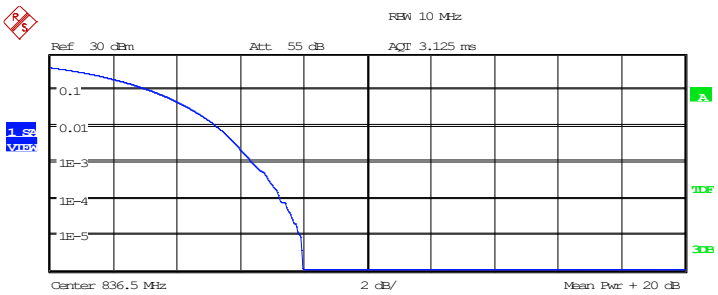

Complementary Cumulative Distribution Function (100000 samples)

	Trace 1
Mean	20.32 dBm
Peak	28.28 dBm
Crest	7.96 dB
10 %	3.14 dB
1 %	5.22 dB
.1 %	6.35 dB
.01 %	7.24 dB

Date: 10.DEC.2020 07:53:04

©Copyright. All rights reserved by SAICT.

LTE band 5, 10MHz Bandwidth, 64QAM (PAPR)

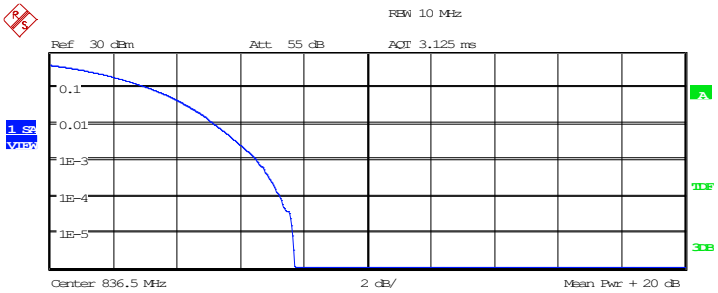

Complementary Cumulative Distribution Function (100000 samples)

	Trace 1
Mean	20.37 dBm
Peak	28.07 dBm
Crest	7.70 dB
10 %	3.11 dB
1 %	5.16 dB
.1 %	6.51 dB
.01 %	7.24 dB

Date: 10.DEC.2020 11:31:15

©Copyright. All rights reserved by SAICT.

LTE band 7

Frequency(MHz)	Bandwidth(MHz)	PAPR(dB)		
		QPSK	16QAM	64QAM
2510.0	20	7.40	7.88	7.69

LTE band 7, 20MHz Bandwidth, QPSK (PAPR)

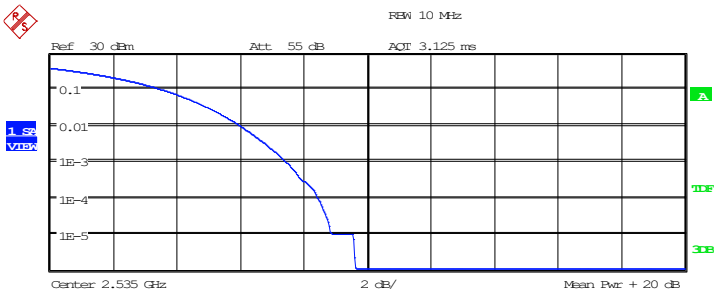

Complementary Cumulative Distribution Function (100000 samples)

	Trace 1
Mean	18.89 dBm
Peak	28.50 dBm
Crest	9.61 dB
10 %	3.53 dB
1 %	5.96 dB
.1 %	7.40 dB
.01 %	8.43 dB

Date: 10.DEC.2020 07:52:03

LTE band 7, 20MHz Bandwidth, 16QAM (PAPR)

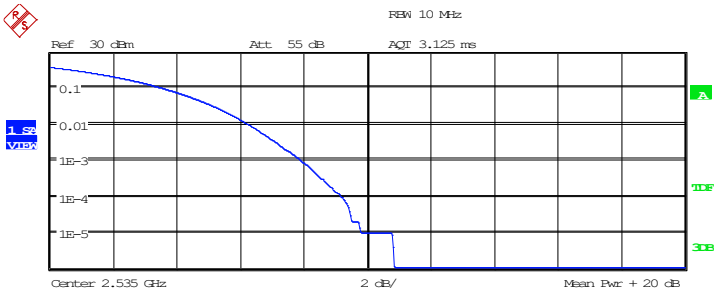

Complementary Cumulative Distribution Function (100000 samples)

	Trace 1
Mean	18.15 dBm
Peak	29.00 dBm
Crest	10.84 dB
10 %	3.56 dB
1 %	6.25 dB
.1 %	7.88 dB
.01 %	9.17 dB

Date: 10.DEC.2020 07:52:09

©Copyright. All rights reserved by SAICT.

LTE band 7, 20MHz Bandwidth, 64QAM (PAPR)

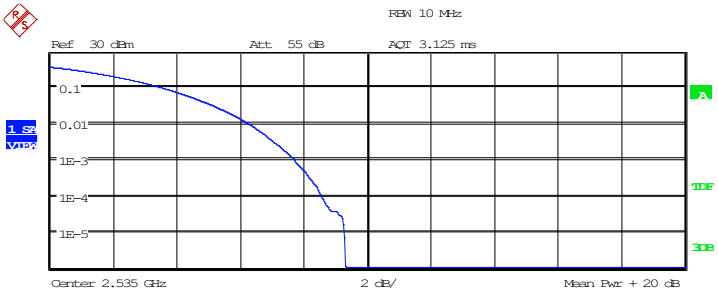

Complementary Cumulative Distribution Function (100000 samples)

	Trace 1
Mean	18.14 dBm
Peak	27.44 dBm
Crest	9.30 dB
10 %	3.56 dB
1 %	6.25 dB
.1 %	7.69 dB
.01 %	8.56 dB

Date: 10.DEC.2020 11:30:29

©Copyright. All rights reserved by SAICT.

LTE band 12

Frequency(MHz)	Bandwidth(MHz)	PAPR(dB)		
		QPSK	16QAM	64QAM
707.5	10	5.71	6.57	6.47

LTE band 12, 10MHz Bandwidth, QPSK (PAPR)

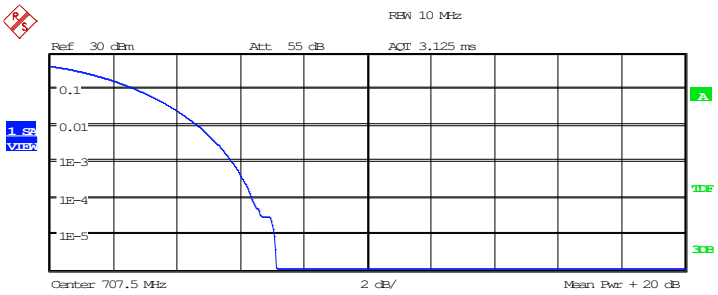

Complementary Cumulative Distribution Function (100000 samples)

	Trace 1
Mean	21.63 dBm
Peak	28.76 dBm
Crest	7.13 dB
10 %	2.72 dB
1 %	4.65 dB
.1 %	5.71 dB
.01 %	6.35 dB

Date: 10.DEC.2020 07:57:20

LTE band 12, 10MHz Bandwidth, 16QAM (PAPR)

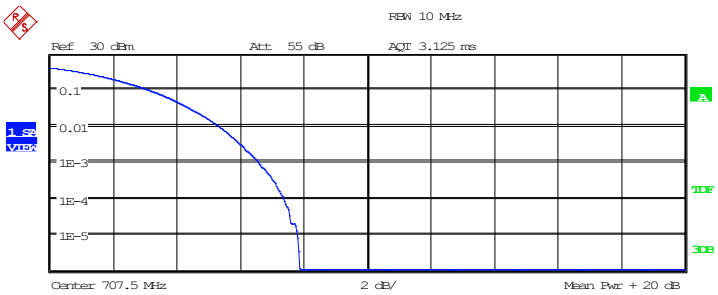

Complementary Cumulative Distribution Function (100000 samples)

	Trace 1
Mean	20.68 dBm
Peak	28.55 dBm
Crest	7.86 dB
10 %	3.14 dB
1 %	5.29 dB
.1 %	6.57 dB
.01 %	7.37 dB

Date: 10.DEC.2020 07:57:26

©Copyright. All rights reserved by SAICT.

LTE band 12, 10MHz Bandwidth, 64QAM (PAPR)

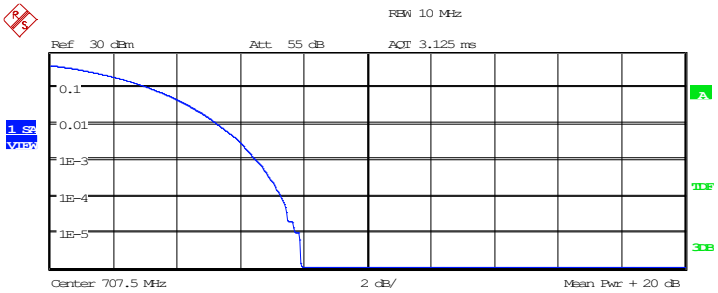

Complementary Cumulative Distribution Function (100000 samples)

	Trace 1
Mean	20.77 dBm
Peak	28.69 dBm
Crest	7.91 dB
10 %	3.11 dB
1 %	5.26 dB
.1 %	6.47 dB
.01 %	7.28 dB

Date: 10.DEC.2020 11:36:03

©Copyright. All rights reserved by SAICT.

LTE band 17

Frequency(MHz)	Bandwidth(MHz)	PAPR(dB)		
		QPSK	16QAM	64QAM
710.0	10	5.67	6.44	6.44

LTE band 17, 10MHz Bandwidth, QPSK (PAPR)

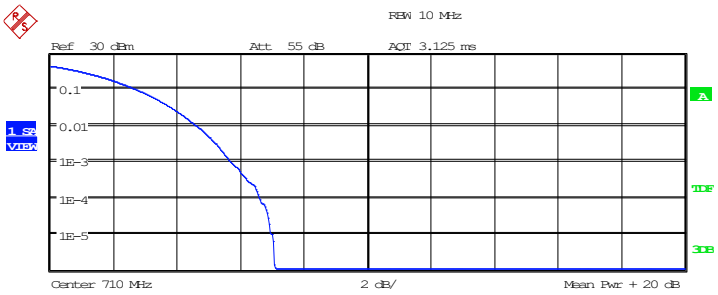

Complementary Cumulative Distribution Function (100000 samples)

	Trace 1
Mean	21.61 dBm
Peak	28.69 dBm
Crest	7.08 dB
10 %	2.69 dB
1 %	4.58 dB
.1 %	5.67 dB
.01 %	6.60 dB

Date: 10.DEC.2020 07:58:12

LTE band 17, 10MHz Bandwidth, 16QAM (PAPR)

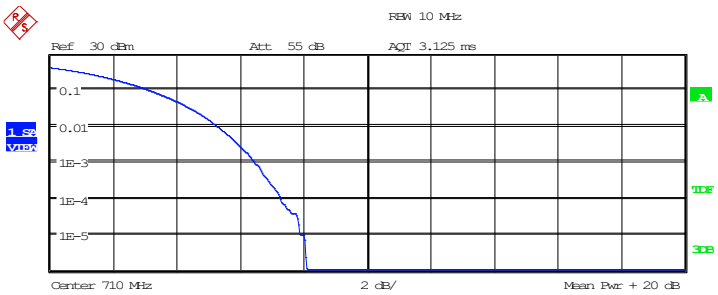

Complementary Cumulative Distribution Function (100000 samples)

	Trace 1
Mean	20.68 dBm
Peak	28.76 dBm
Crest	8.08 dB
10 %	3.11 dB
1 %	5.26 dB
.1 %	6.44 dB
.01 %	7.28 dB

Date: 10.DEC.2020 07:58:18

©Copyright. All rights reserved by SAICT.

LTE band 17, 10MHz Bandwidth, 64QAM (PAPR)

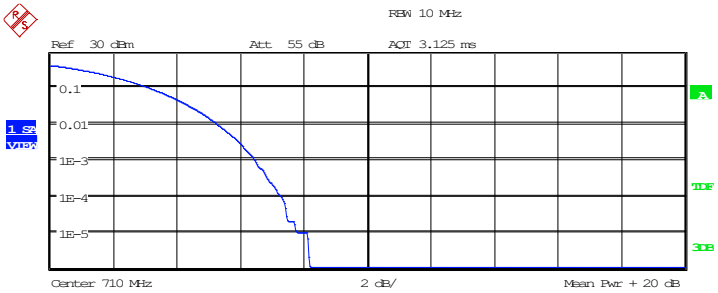

Complementary Cumulative Distribution Function (100000 samples)

	Trace 1
Mean	20.73 dBm
Peak	28.90 dBm
Crest	8.17 dB
10 %	3.11 dB
1 %	5.26 dB
.1 %	6.44 dB
.01 %	7.28 dB

Date: 10.DEC.2020 11:37:21

©Copyright. All rights reserved by SAICT.

LTE band 66

Frequency(MHz)	Bandwidth(MHz)	PAPR(dB)		
		QPSK	16QAM	64QAM
1745.0	20	7.31	7.69	7.76

LTE band 66, 20MHz Bandwidth, QPSK (PAPR)

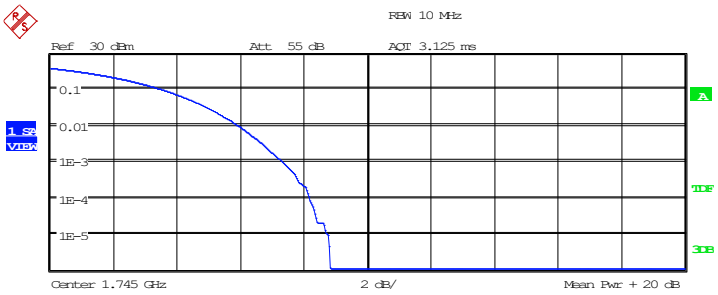

Complementary Cumulative Distribution Function (100000 samples)

	Trace 1
Mean	16.41 dBm
Peak	25.24 dBm
Crest	8.83 dB
10 %	3.53 dB
1 %	5.90 dB
.1 %	7.31 dB
.01 %	8.17 dB

Date: 10.DEC.2020 07:59:58

LTE band 66, 20MHz Bandwidth, 16QAM (PAPR)

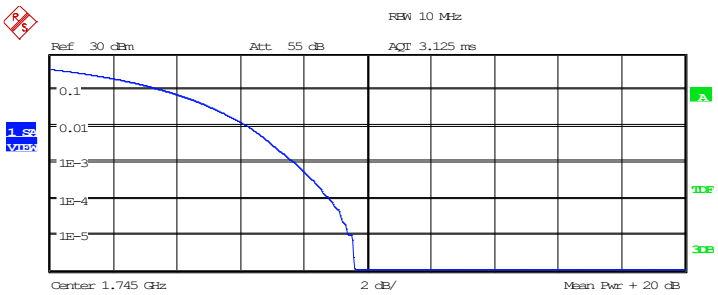

Complementary Cumulative Distribution Function (100000 samples)

	Trace 1
Mean	15.65 dBm
Peak	25.24 dBm
Crest	9.58 dB
10 %	3.56 dB
1 %	6.22 dB
.1 %	7.69 dB
.01 %	8.78 dB

Date: 10.DEC.2020 08:00:04

©Copyright. All rights reserved by SAICT.

LTE band 66, 20MHz Bandwidth, 64QAM (PAPR)

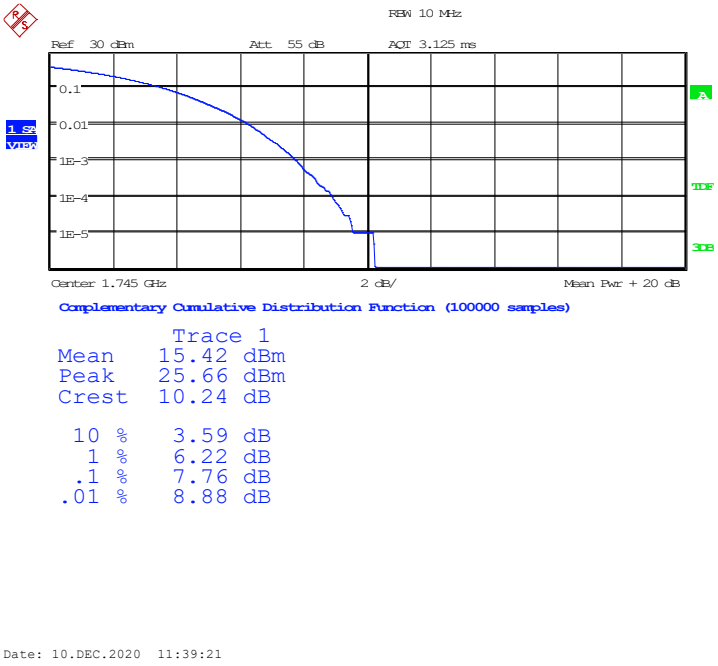

Note: Expanded measurement uncertainty is U = 0.48, k = 2

*****END OF REPORT*****

©Copyright. All rights reserved by SAICT.