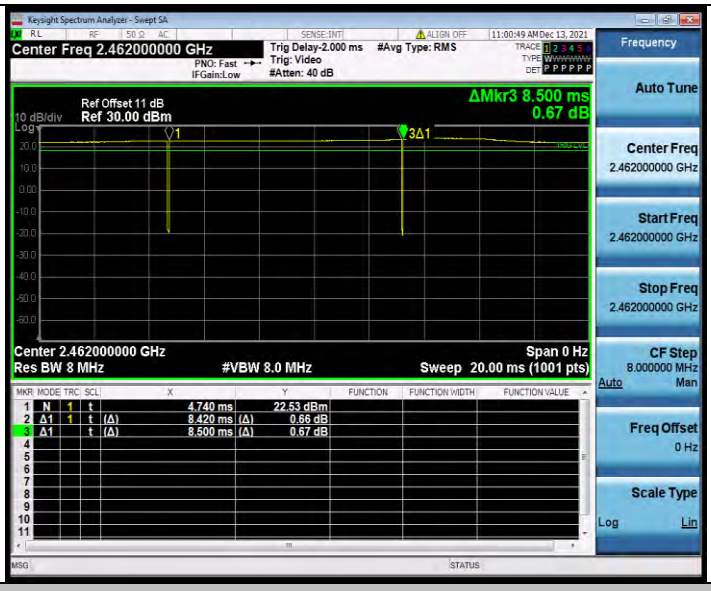

11B_Ant1_2462

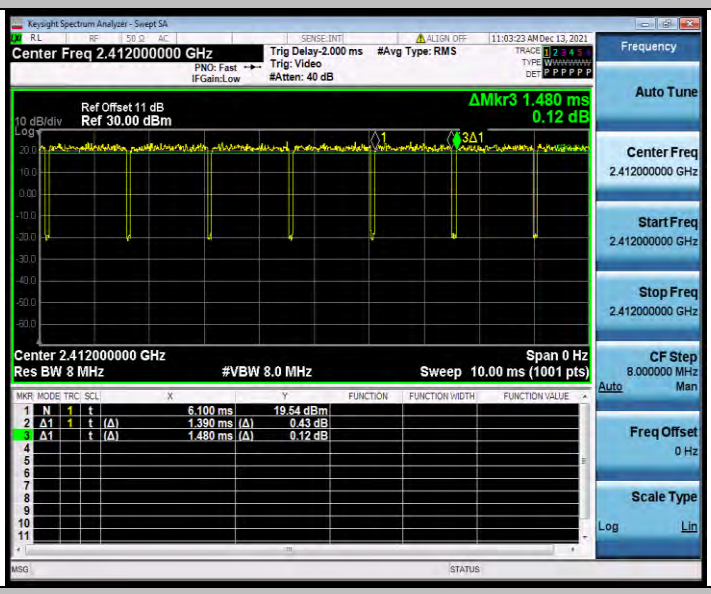

11G_Ant1_2412

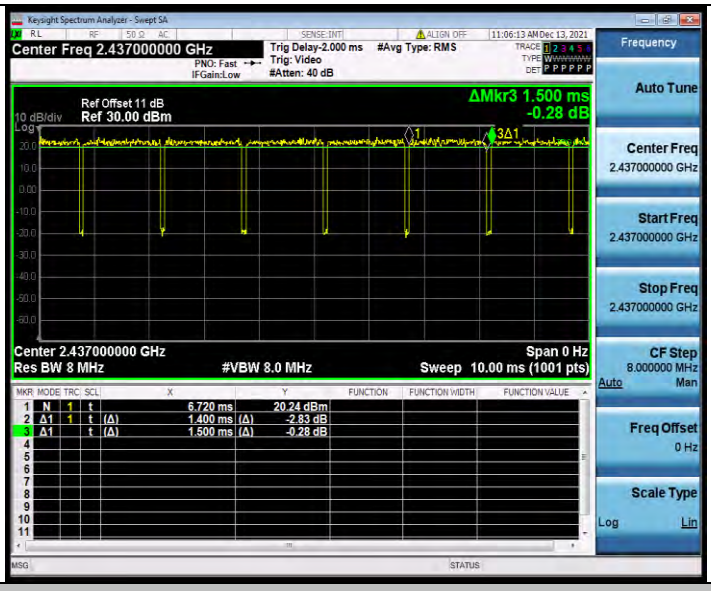

11G_Ant1_2437

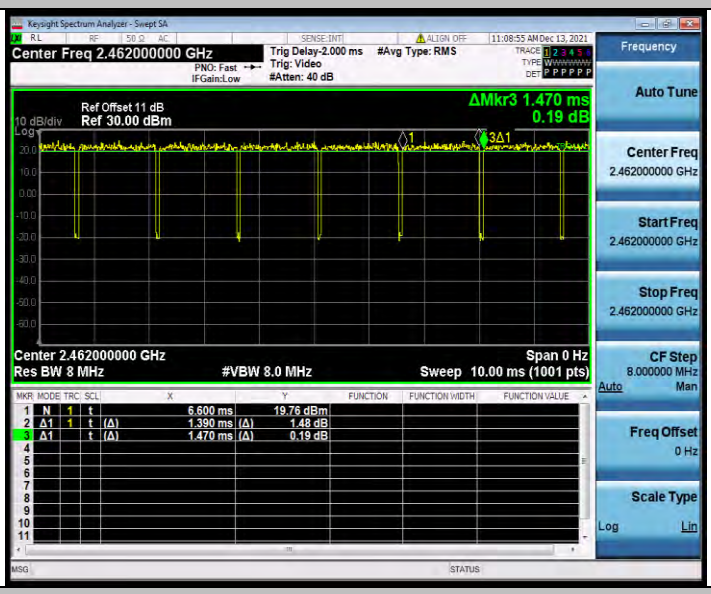

11G_Ant1_2462

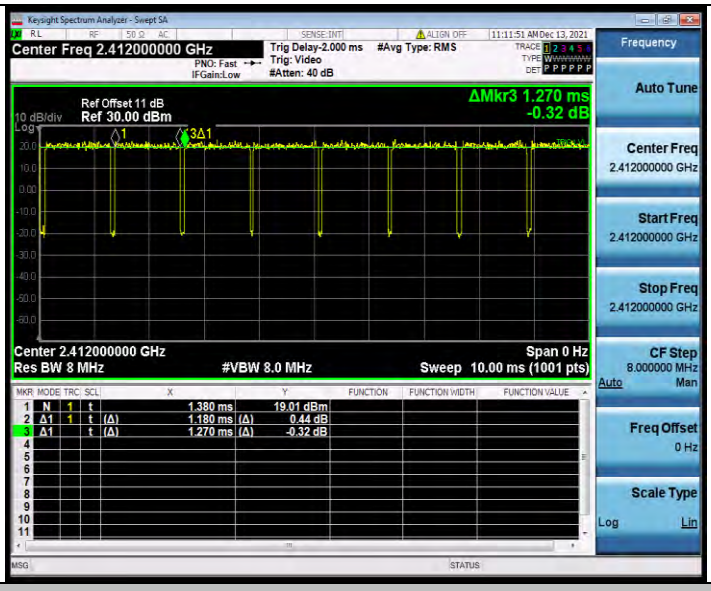

11N20SISO_Ant1_2412

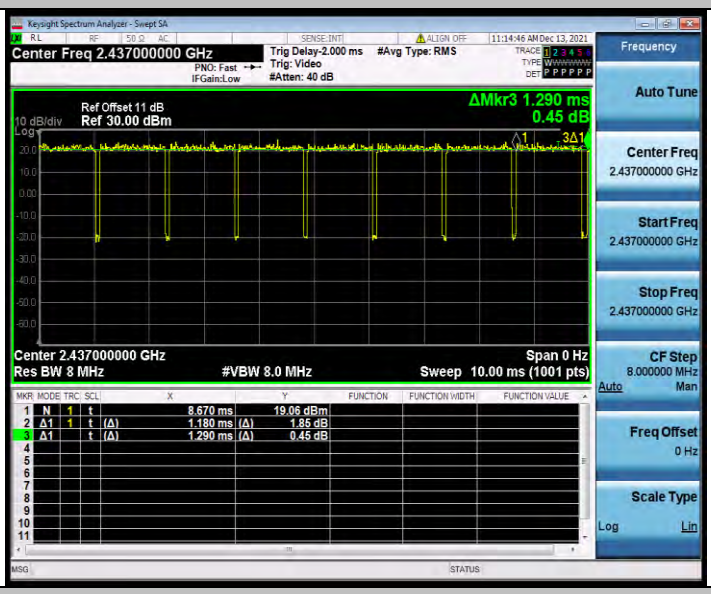

11N20SISO_Ant1_2437

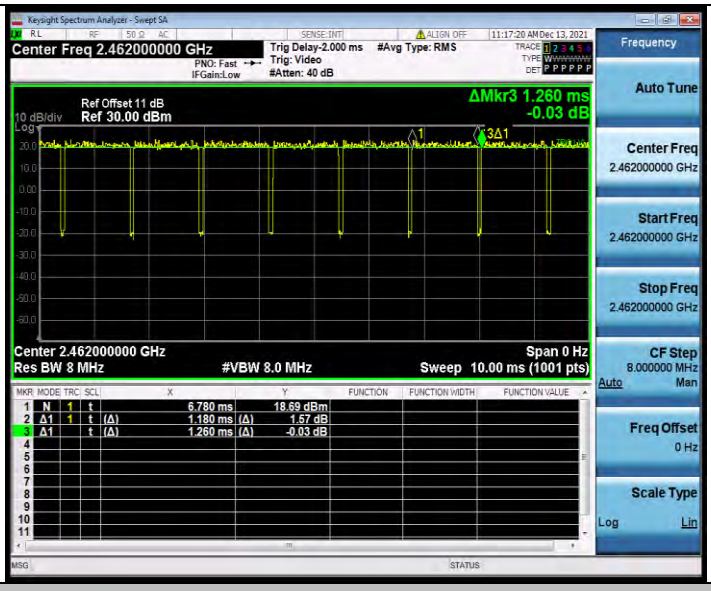

11N20SISO_Ant1_2462

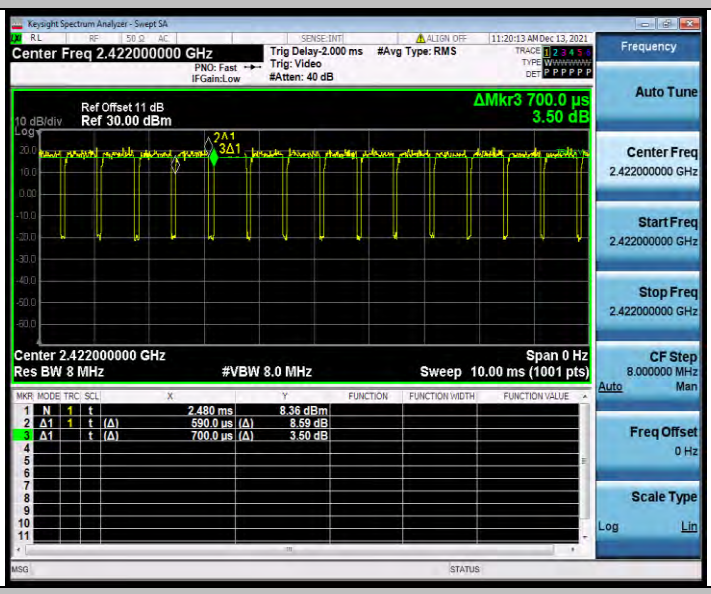

11N40SISO_Ant1_2422

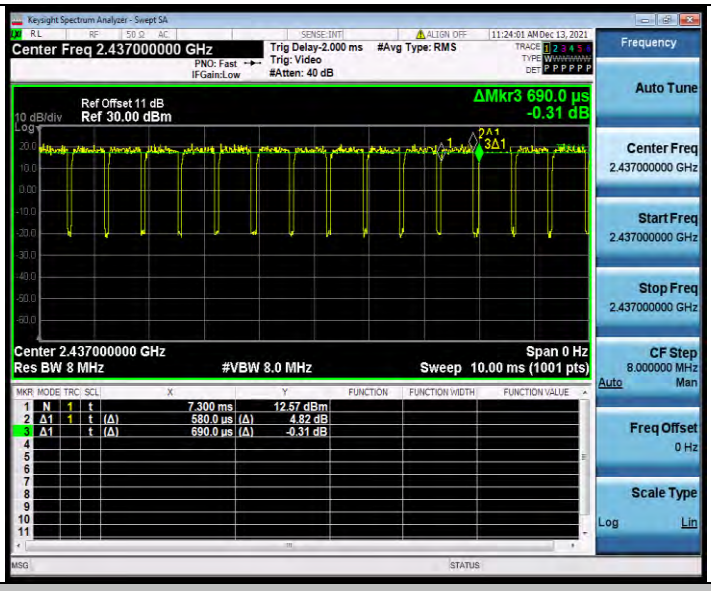

11N40SISO_Ant1_2437

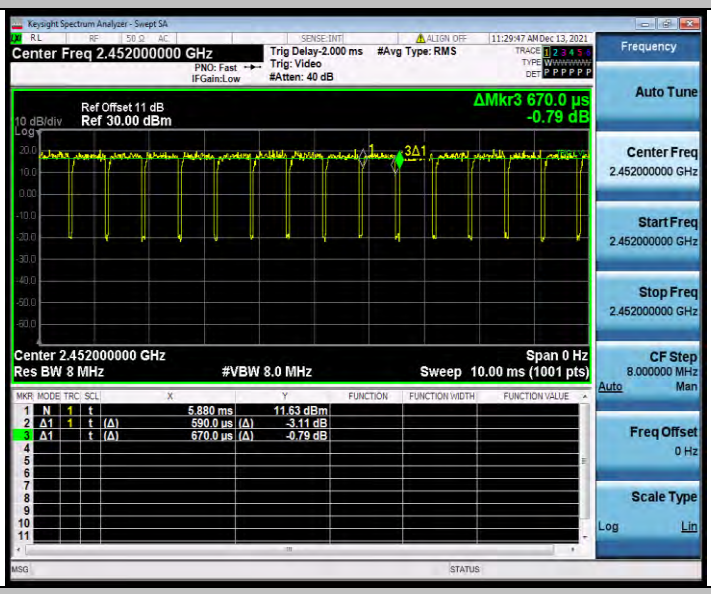

11N40SISO_Ant1_2452

APPENDIX H: DTS BANDWIDTH

TEST RESULT

TestMode	Antenna	Channel	DTS BW [MHz]	FL[MHz]	FH[MHz]	Limit[MHz]	Verdict
BLE_125K	Ant1	2402	0.600	2401.700	2402.300	0.5	PASS
		2440	0.676	2439.660	2440.336	0.5	PASS
		2480	0.680	2479.656	2480.336	0.5	PASS
BLE_1M	Ant1	2402	0.652	2401.676	2402.328	0.5	PASS
		2440	0.668	2439.660	2440.328	0.5	PASS
		2480	0.664	2479.668	2480.332	0.5	PASS
BLE_2M	Ant1	2402	1.120	2401.436	2402.556	0.5	PASS
		2440	1.168	2439.408	2440.576	0.5	PASS
		2480	1.156	2479.424	2480.580	0.5	PASS
BLE_500K	Ant1	2402	0.668	2401.680	2402.348	0.5	PASS
		2440	0.680	2439.656	2440.336	0.5	PASS
		2480	0.676	2479.660	2480.336	0.5	PASS

TEST GRAPHS

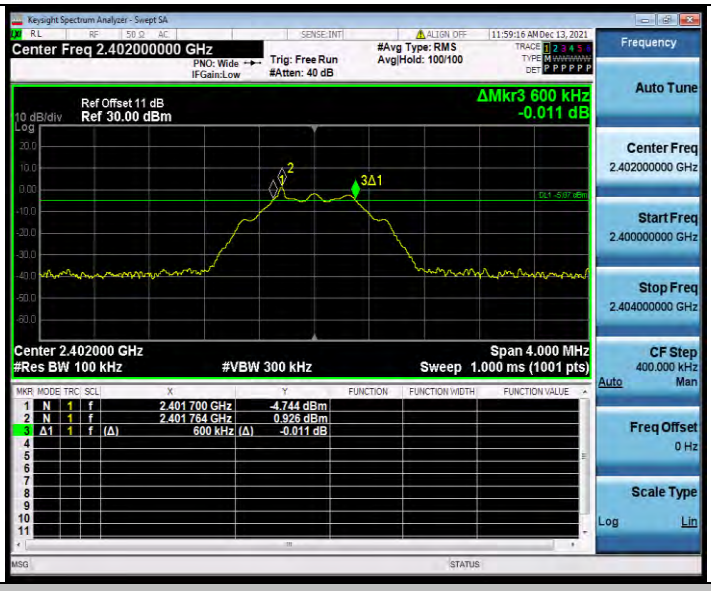

BLE_125K_Ant1_2402

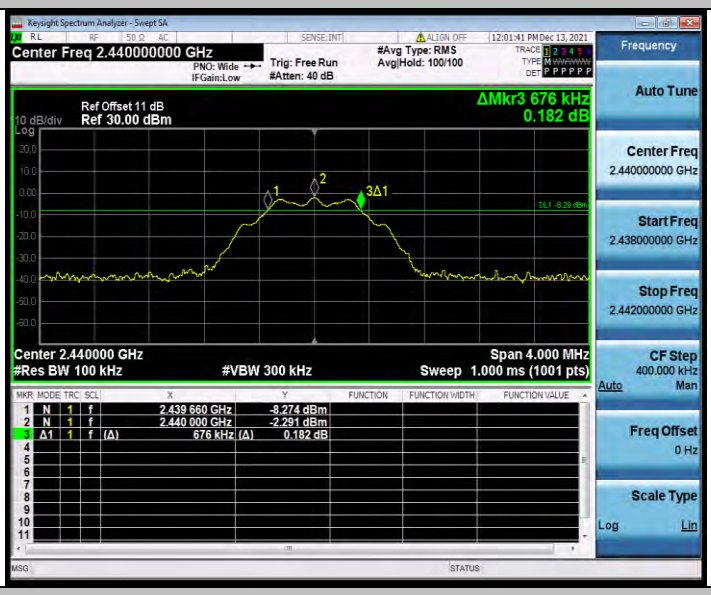

BLE_125K_Ant1_2440

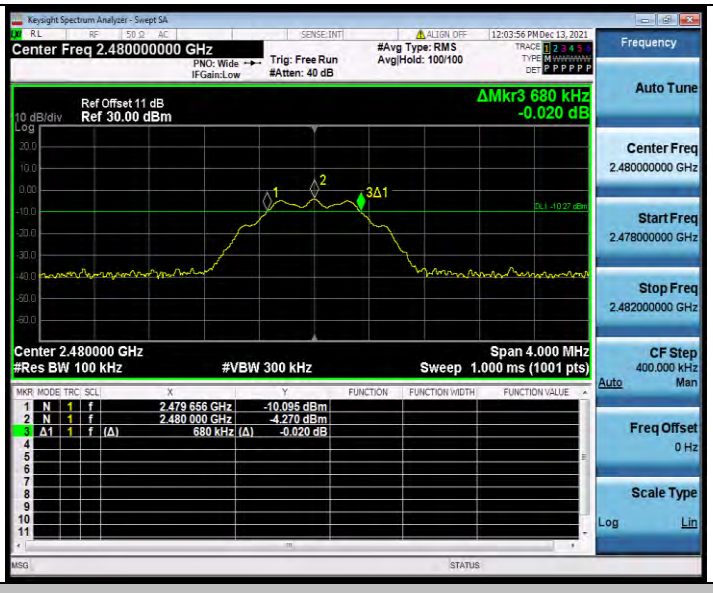

BLE_125K_Ant1_2480

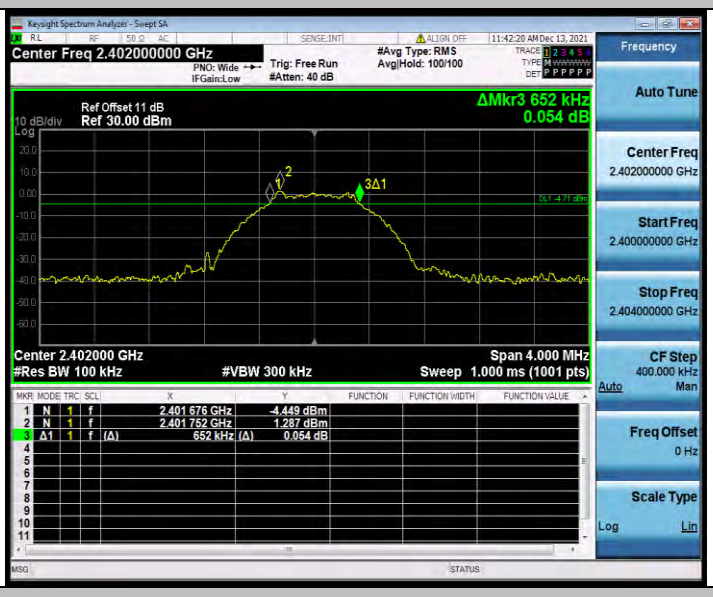

BLE_1M_Ant1_2402

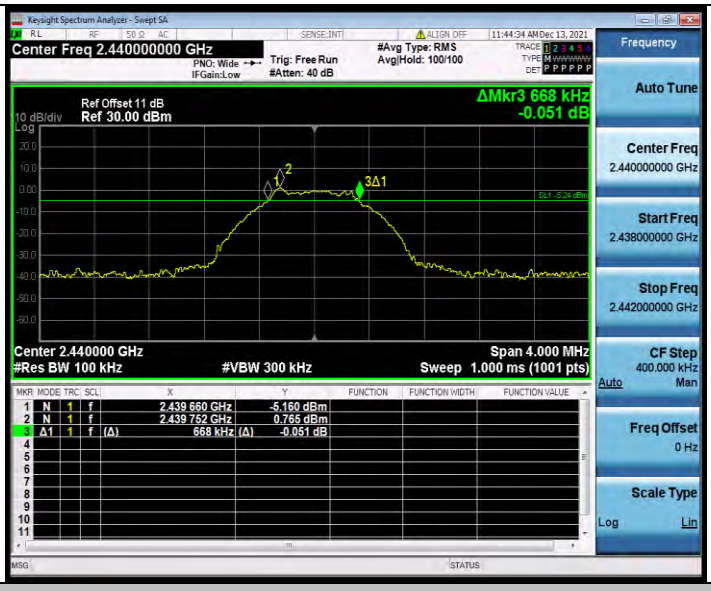

BLE_1M_Ant1_2440

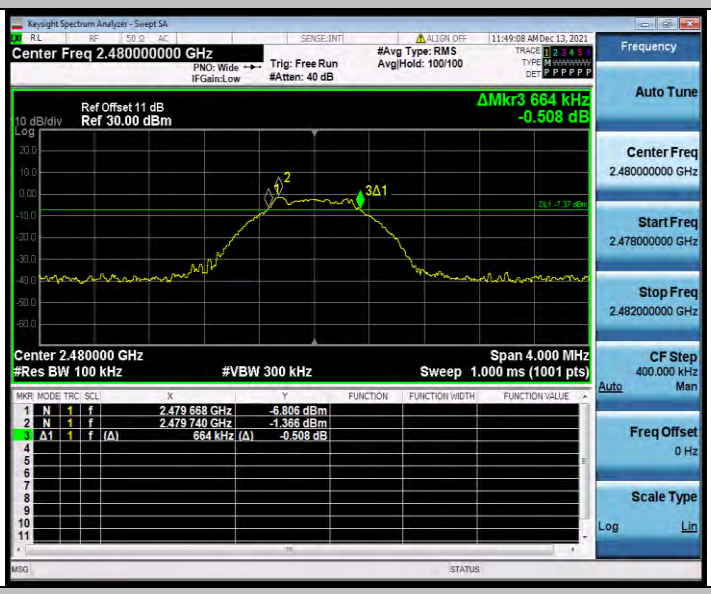

BLE_1M_Ant1_2480

BLE_2M_Ant1_2402

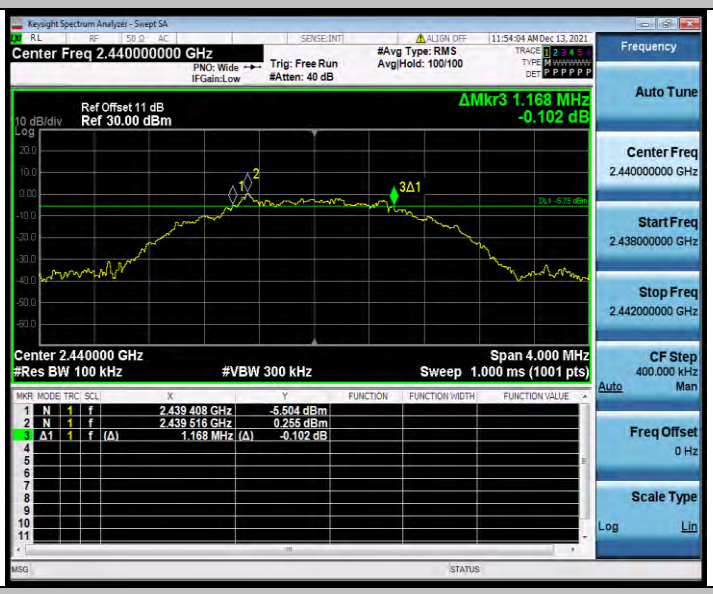

BLE_2M_Ant1_2440

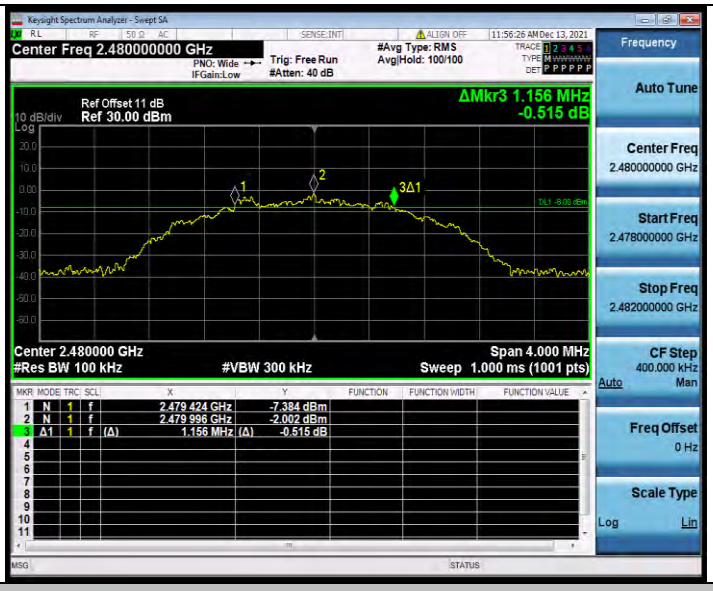

BLE_2M_Ant1_2480

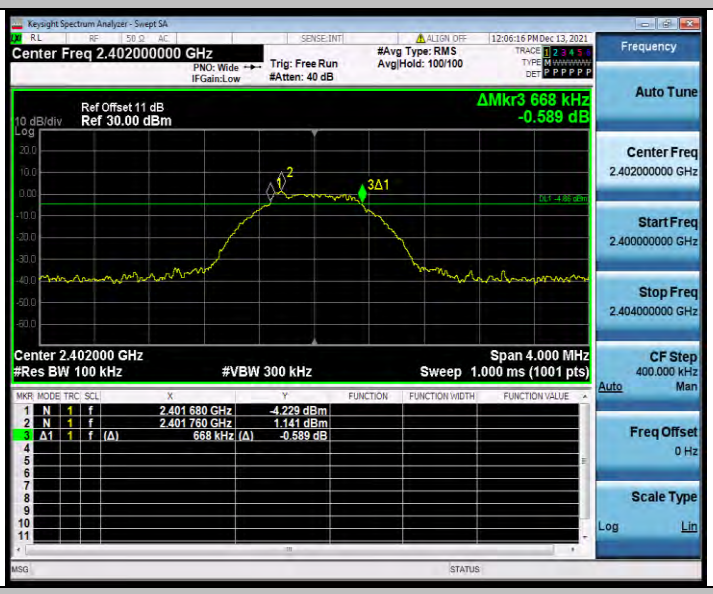

BLE_500K_Ant1_2402

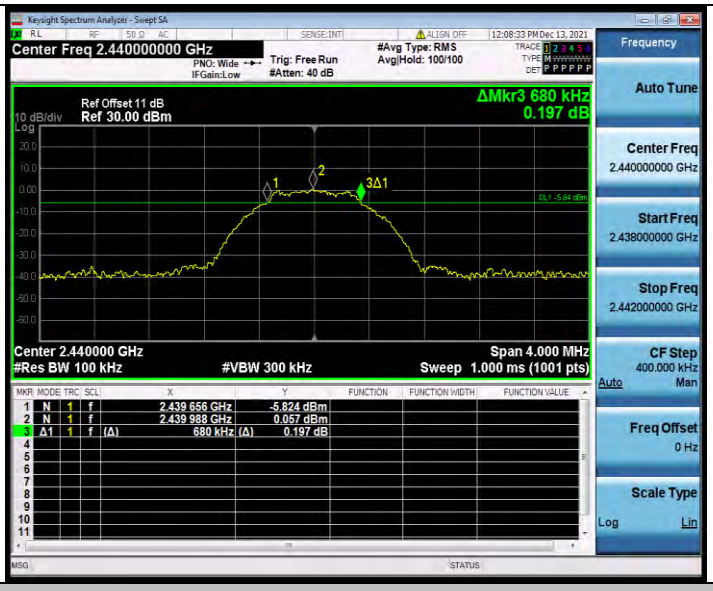

BLE_500K_Ant1_2440

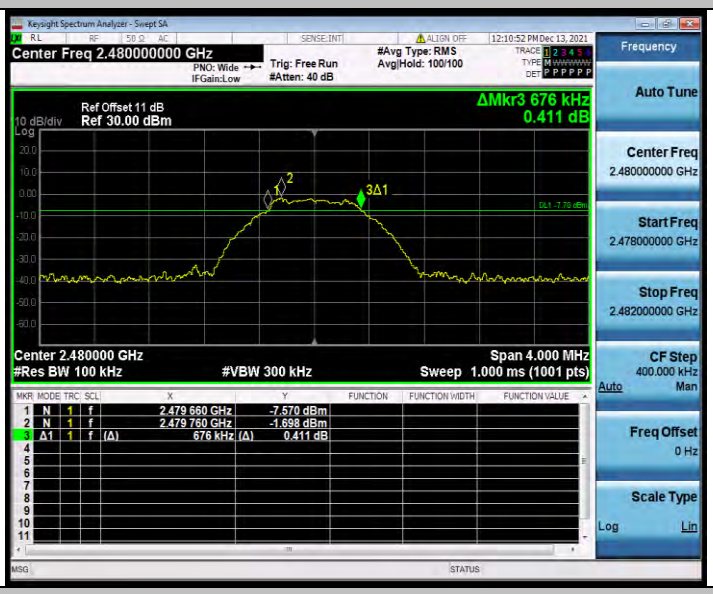

BLE_500K_Ant1_2480

APPENDIX I: OCCUPIED CHANNEL BANDWIDTH

TEST RESULT

TestMode	Antenna	Channel	OCB [MHz]	FL[MHz]	FH[MHz]	Limit[MHz]	Verdict
BLE_125K	Ant1	2402	1.0546	2401.473	2402.527	---	PASS
		2440	1.0531	2439.473	2440.526	---	PASS
		2480	1.0573	2479.469	2480.527	---	PASS
BLE_1M	Ant1	2402	1.0192	2401.493	2402.512	---	PASS
		2440	1.0214	2439.491	2440.513	---	PASS
		2480	1.0238	2479.488	2480.512	---	PASS
BLE_2M	Ant1	2402	2.0528	2400.993	2403.046	---	PASS
		2440	2.0548	2438.991	2441.046	---	PASS
		2480	2.0509	2478.988	2481.038	---	PASS
BLE_500K	Ant1	2402	1.0222	2401.487	2402.510	---	PASS
		2440	1.0091	2439.492	2440.501	---	PASS
		2480	1.0224	2479.491	2480.513	---	PASS

TEST GRAPHS

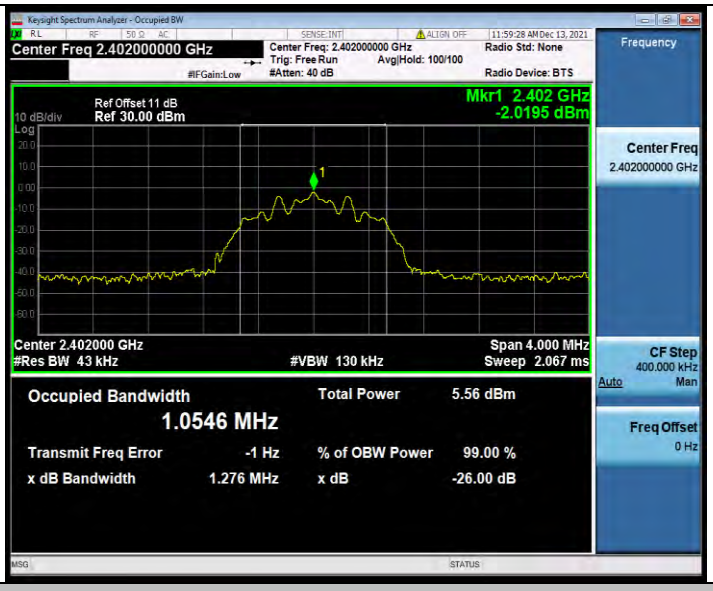

BLE_125K_Ant1_2402

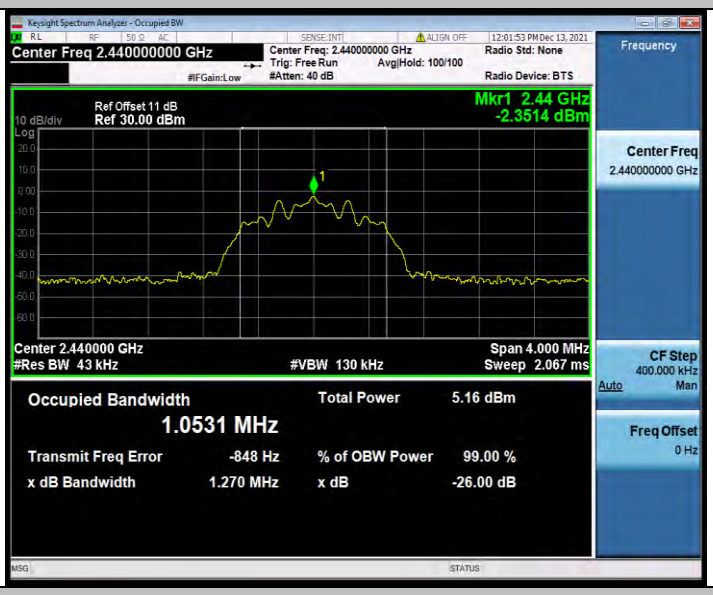

BLE_125K_Ant1_2440

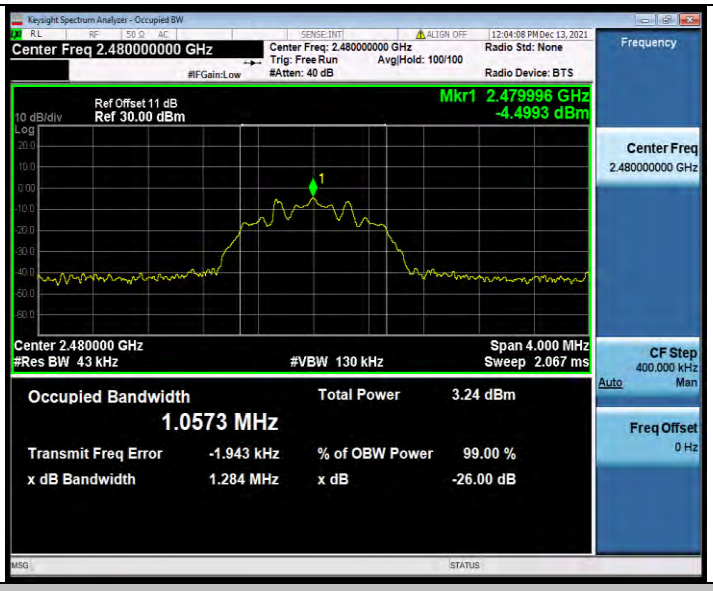

BLE_125K_Ant1_2480

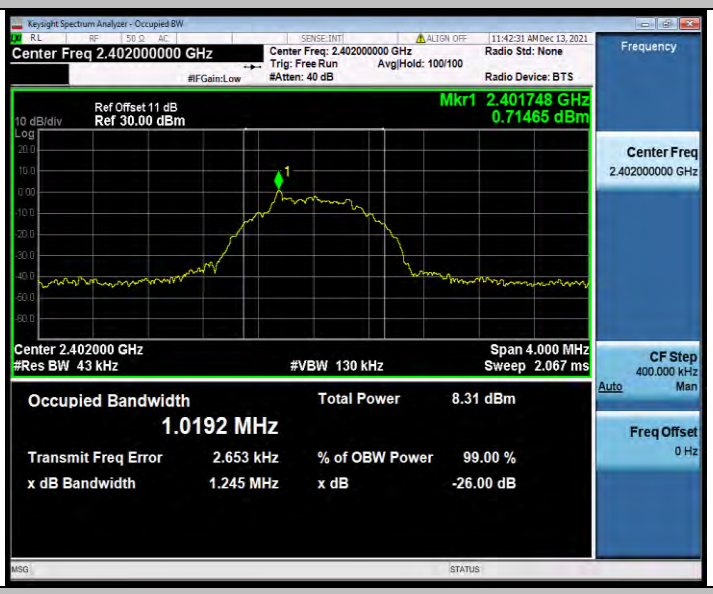

BLE_1M_Ant1_2402

BLE_1M_Ant1_2440

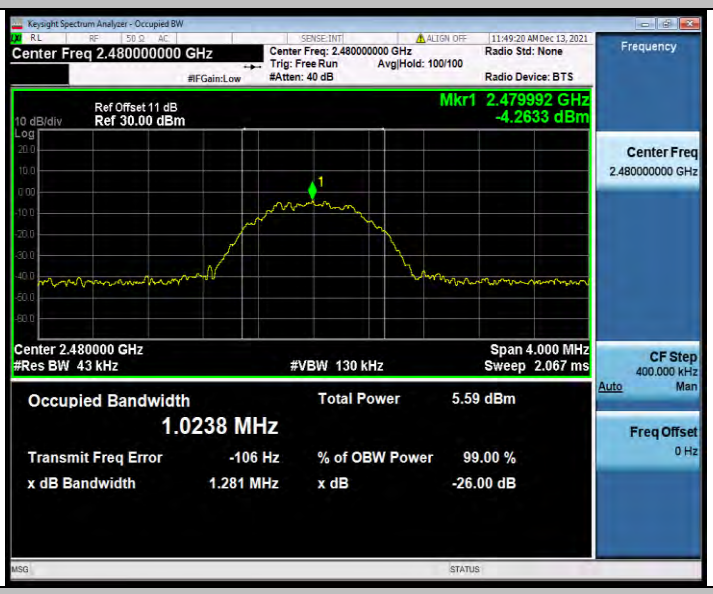

BLE_1M_Ant1_2480

BLE_2M_Ant1_2402

BLE_2M_Ant1_2440

BLE_2M_Ant1_2480

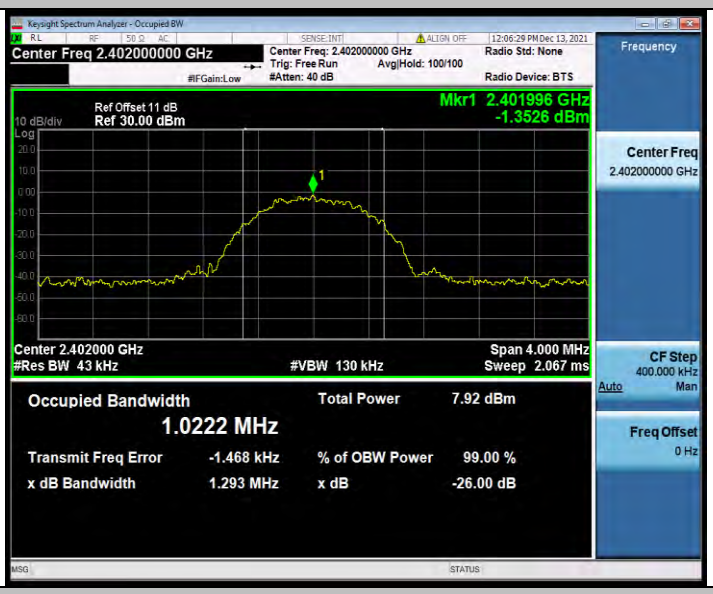

BLE_500K_Ant1_2402

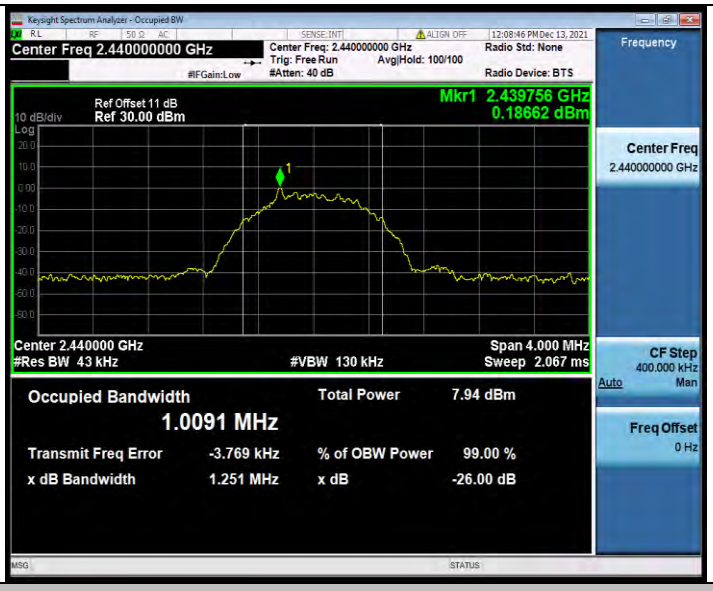

BLE_500K_Ant1_2440

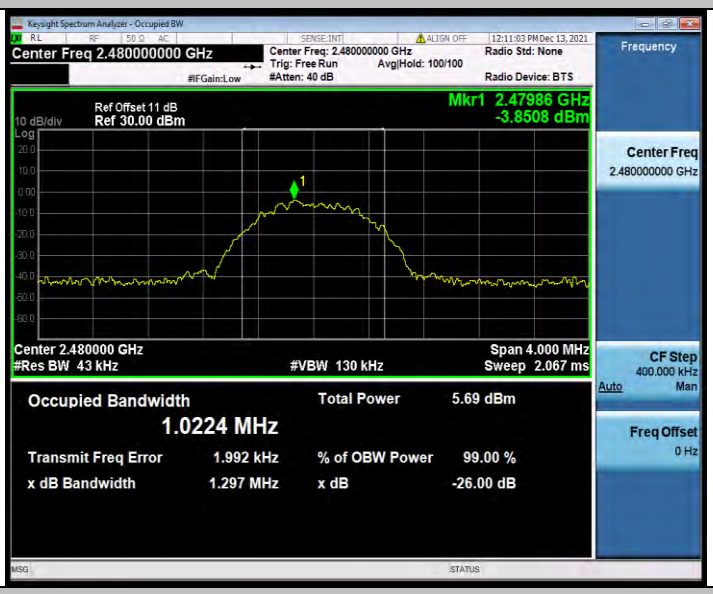

BLE_500K_Ant1_2480

APPENDIX J: MAXIMUM CONDUCTED OUTPUT POWER

PEAK POWER TEST RESULT

TestMode	Antenna	Channel	Result[dBm]	Result[mW]	Limit[dBm]	Verdict	Power Setting
1M	Ant1	2402	1.90	1.55	≤30	PASS	Defult
		2440	1.42	1.39	≤30	PASS	Defult
		2480	-0.45	0.90	≤30	PASS	Defult
2M	Ant1	2402	1.92	1.56	≤30	PASS	Defult
		2440	1.48	1.41	≤30	PASS	Defult
		2480	-0.38	0.92	≤30	PASS	Defult
BLE_125K	Ant1	2402	1.82	1.52	≤30	PASS	Defult
		2440	1.22	1.32	≤30	PASS	Defult
		2480	-0.40	0.91	≤30	PASS	Defult
BLE_500K	Ant1	2402	1.98	1.58	≤30	PASS	Defult
		2440	1.46	1.40	≤30	PASS	Defult
		2480	-0.42	0.91	≤30	PASS	Defult

AVERAGE POWER TEST RESULT

TestMode	Antenna	Channel	Result[dBm]	Limit[dBm]	Verdict	Power Setting
1M	Ant1	2402	0.88	/	PASS	Defult
		2440	0.30	/	PASS	Defult
		2480	-1.68	/	PASS	Defult
2M	Ant1	2402	-0.05	/	PASS	Defult
		2440	-0.65	/	PASS	Defult
		2480	-2.60	/	PASS	Defult
BLE_125K	Ant1	2402	1.38	/	PASS	Defult
		2440	0.80	/	PASS	Defult
		2480	-1.18	/	PASS	Defult
BLE_500K	Ant1	2402	0.56	/	PASS	Defult
		2440	-0.04	/	PASS	Defult
		2480	-1.99	/	PASS	Defult

APPENDIX K: MAXIMUM POWER SPECTRAL DENSITY

TEST RESULT

TestMode	Antenna	Channel	Result[dBm/3-100kHz]	Limit[dBm/3kHz]	Verdict
BLE_125K	Ant1	2402	-4.99	≤8	PASS
		2440	-5.45	≤8	PASS
		2480	-7.36	≤8	PASS
BLE_1M	Ant1	2402	-14.95	≤8	PASS
		2440	-15.35	≤8	PASS
		2480	-17.33	≤8	PASS
BLE_2M	Ant1	2402	-18.19	≤8	PASS
		2440	-18.54	≤8	PASS
		2480	-20.49	≤8	PASS
BLE_500K	Ant1	2402	-4.96	≤8	PASS
		2440	-5.42	≤8	PASS
		2480	-7.29	≤8	PASS

TEST GRAPHS

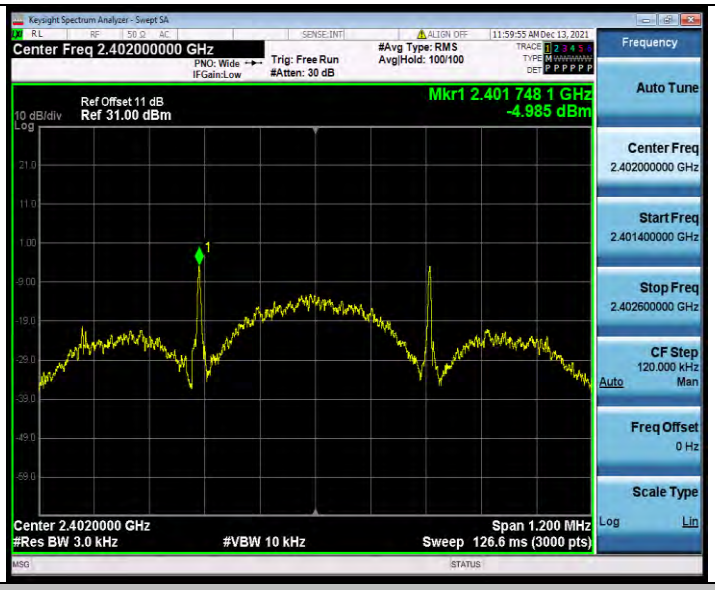

BLE_125K_Ant1_2402

BLE_125K_Ant1_2440

BLE_125K_Ant1_2480

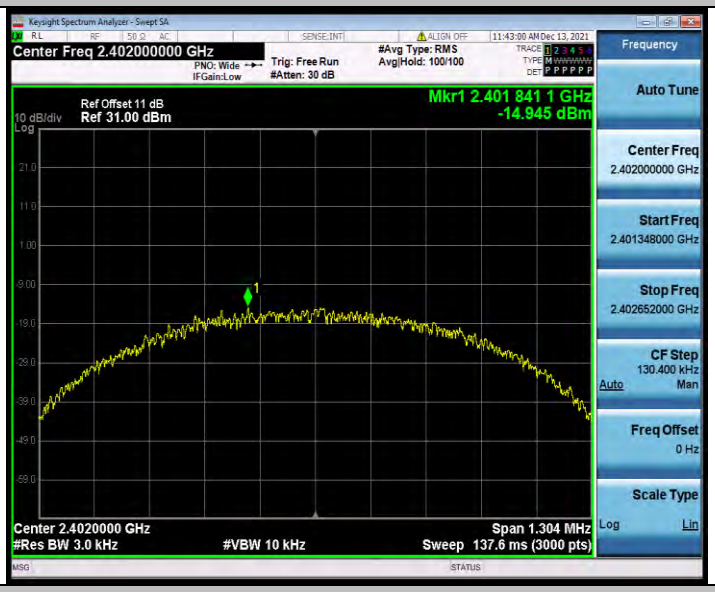

BLE_1M_Ant1_2402

BLE_1M_Ant1_2440

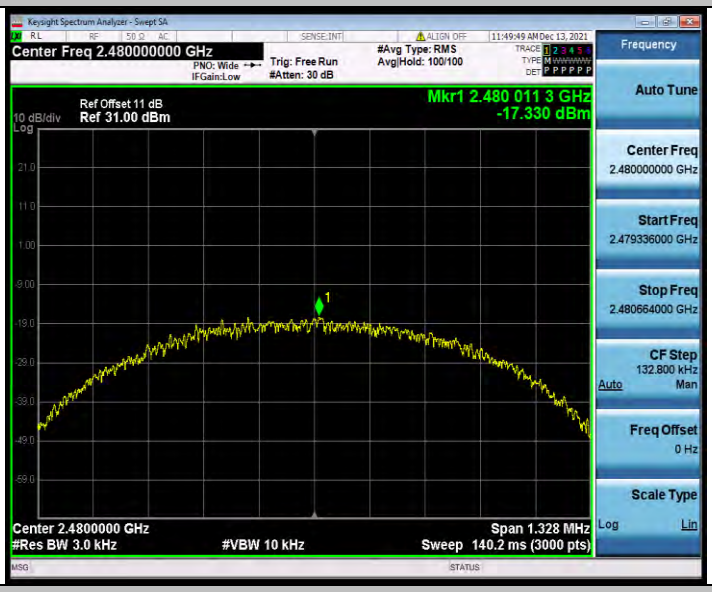

BLE_1M_Ant1_2480

BLE_2M_Ant1_2402

BLE_2M_Ant1_2440

BLE_2M_Ant1_2480

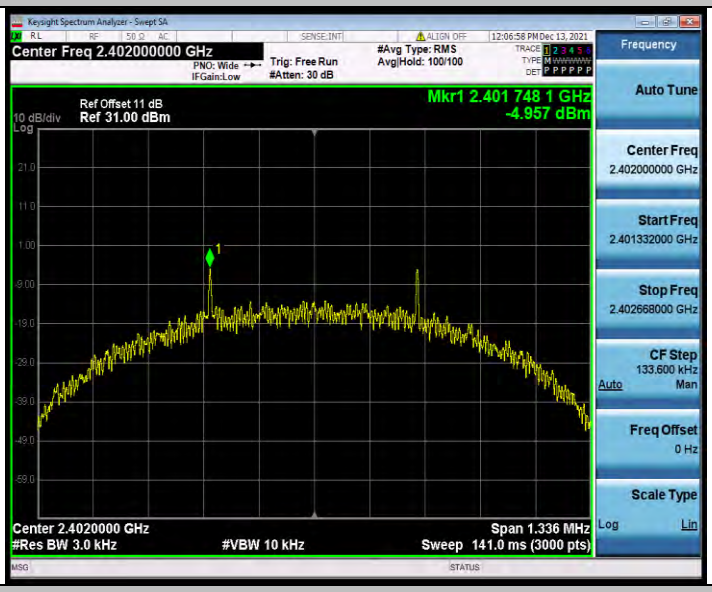

BLE_500K_Ant1_2402

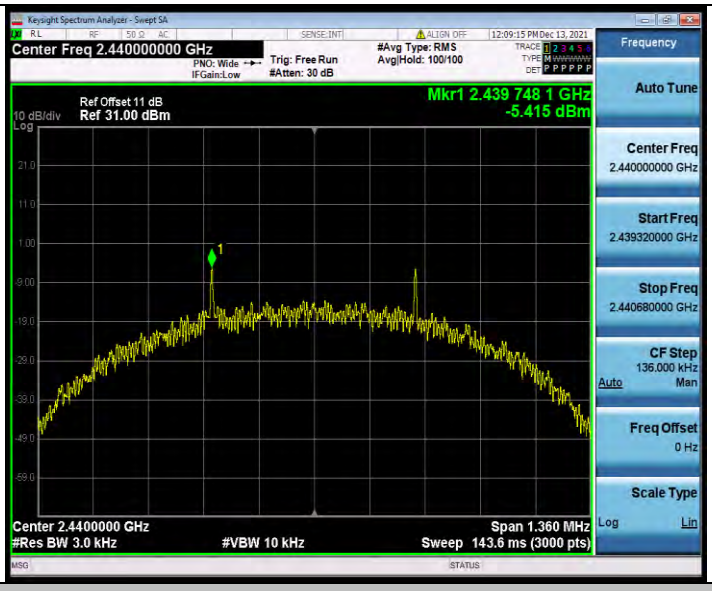

BLE_500K_Ant1_2440

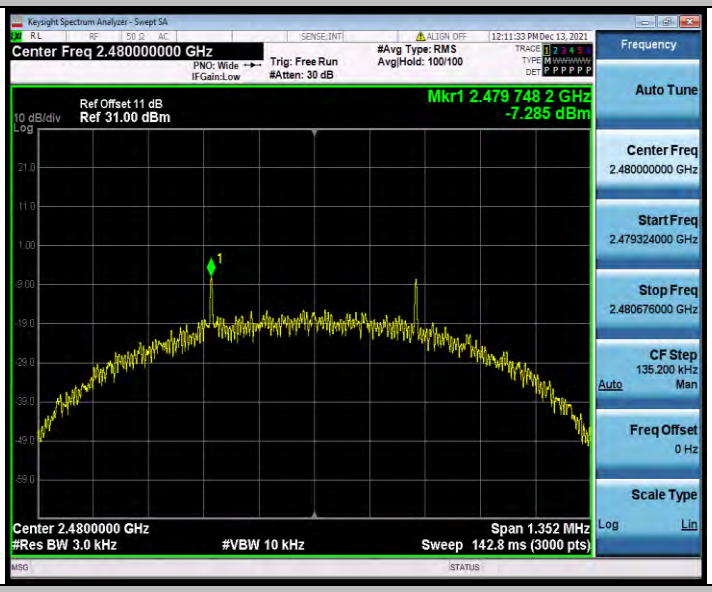

BLE_500K_Ant1_2480

APPENDIX L: BAND EDGE MEASUREMENTS

TEST RESULT

TestMode	Antenna	ChName	Channel	RefLevel[dBm]	Result[dBm]	Limit[dBm]	Verdict
BLE_125K	Ant1	Low	2402	-1.88	-44.5	≤-21.88	PASS
		High	2480	-2.02	-44.33	≤-22.02	PASS
BLE_1M	Ant1	Low	2402	1.22	-44.81	≤-18.78	PASS
		High	2480	-1.14	-44.1	≤-21.14	PASS
BLE_2M	Ant1	Low	2402	1.10	-41.5	≤-18.9	PASS
		High	2480	-1.27	-44.5	≤-21.27	PASS
BLE_500K	Ant1	Low	2402	1.22	-43.86	≤-18.78	PASS
		High	2480	-1.11	-44.47	≤-21.11	PASS

TEST GRAPHS

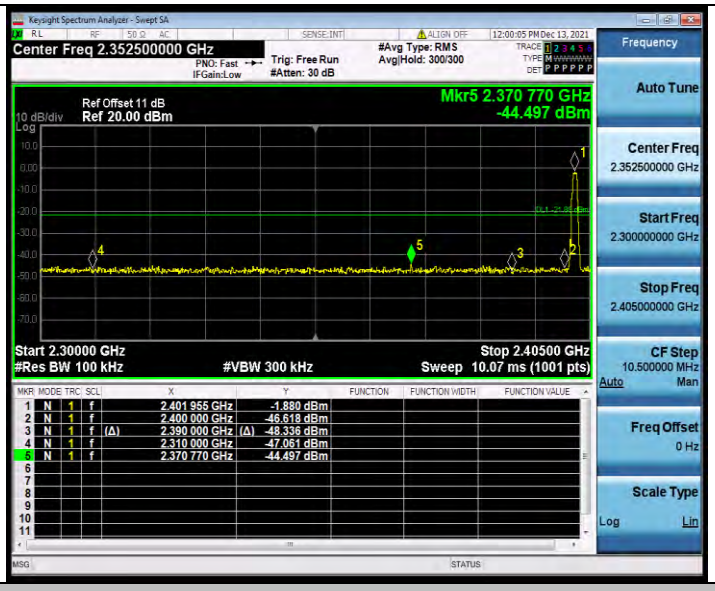

BLE_125K_Ant1_Low_2402

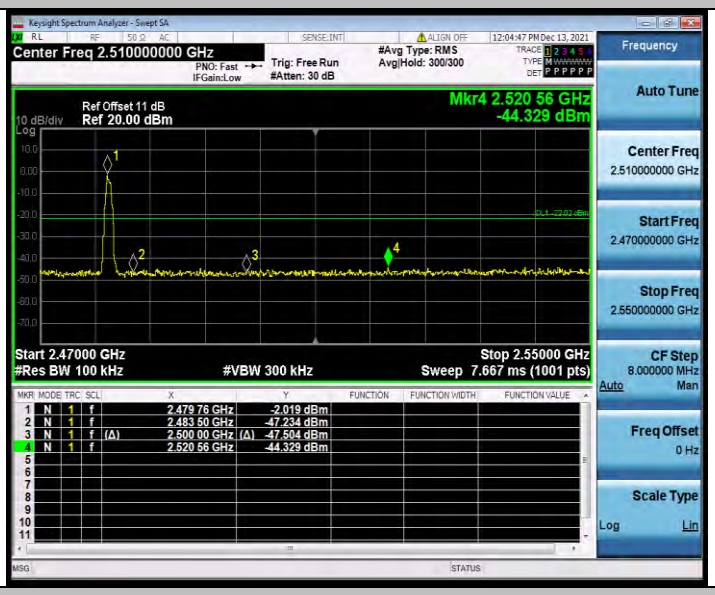

BLE_125K_Ant1_High_2480

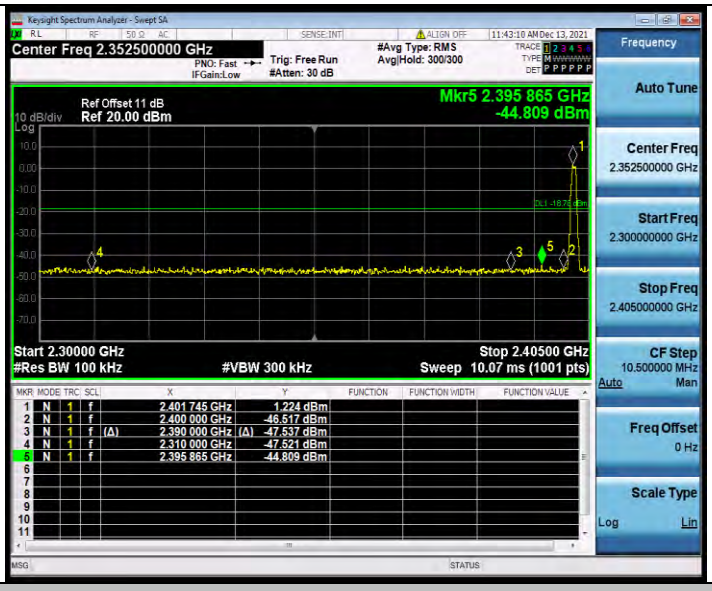

BLE_1M_Ant1_Low_2402

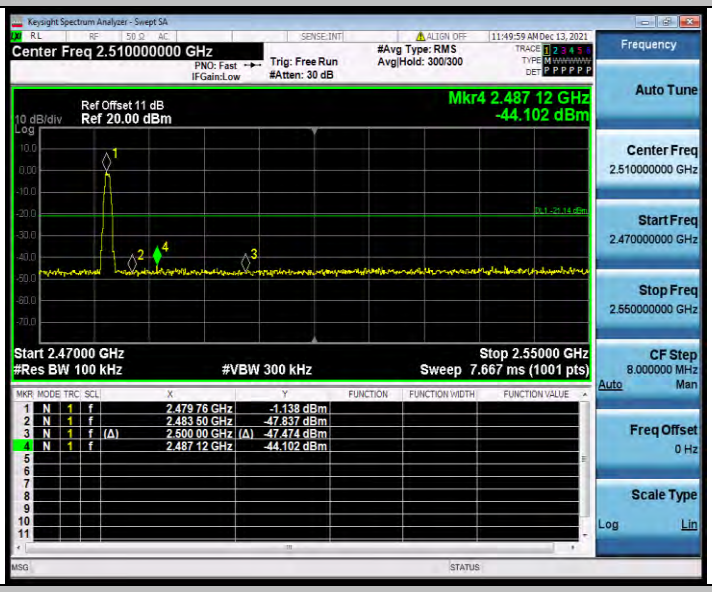

BLE_1M_Ant1_High_2480

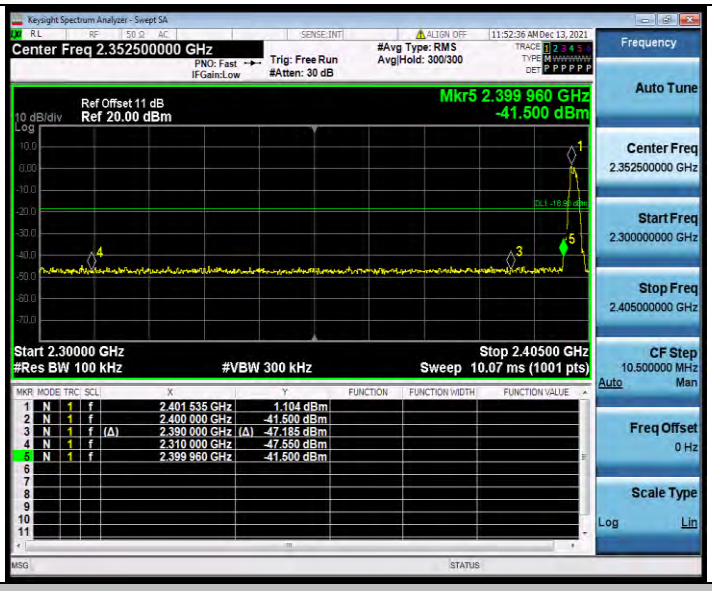

BLE_2M_Ant1_Low_2402

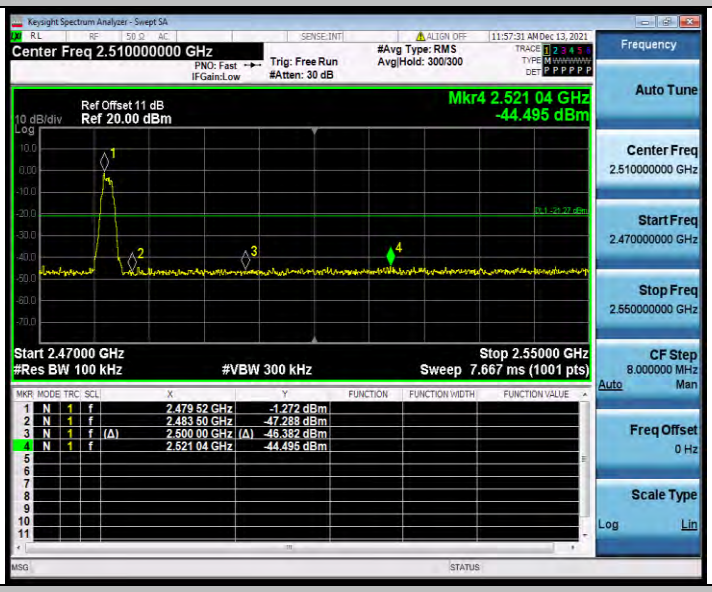

BLE_2M_Ant1_High_2480

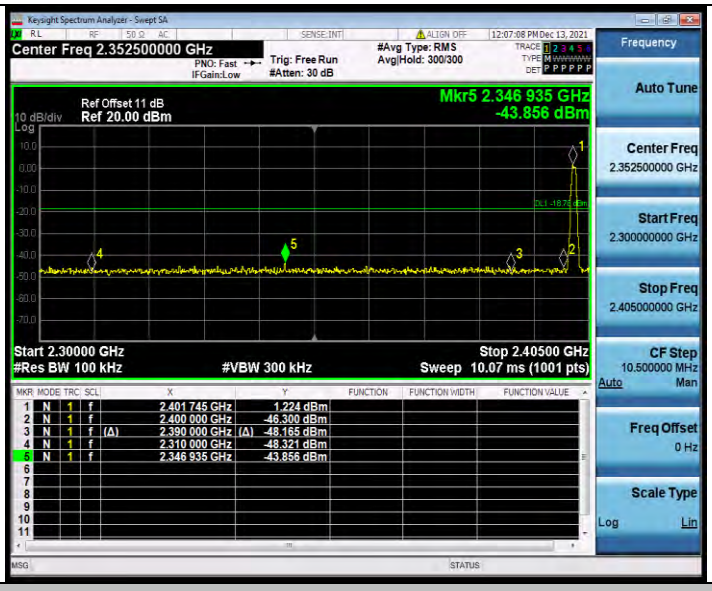

BLE_500K_Ant1_Low_2402

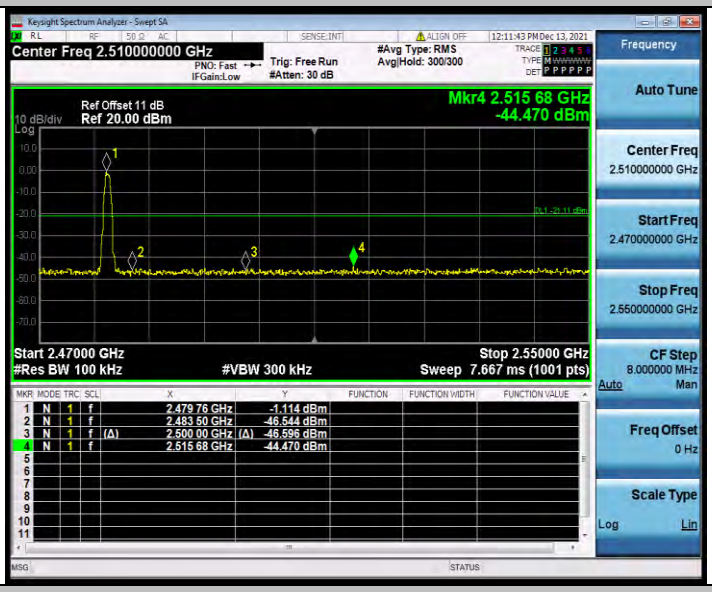

BLE_500K_Ant1_High_2480

APPENDIX M: CONDUCTED SPURIOUS EMISSION

TEST RESULT

TestMode	Antenna	Channel	FreqRange [MHz]	RefLevel [dBm]	Result[dBm]	Limit[dBm]	Verdict
BLE_125K	Ant1	2402	Reference	-1.26	-1.26	---	PASS
			30~1000	-1.26	-54.28	≤-21.26	PASS
			1000~26500	-1.26	-38.36	≤-21.26	PASS
		2440	Reference	-2.59	-2.59	---	PASS
			30~1000	-2.59	-54.65	≤-22.59	PASS
			1000~26500	-2.59	-38.38	≤-22.59	PASS
		2480	Reference	-4.78	-4.78	---	PASS
			30~1000	-4.78	-53.12	≤-24.78	PASS
			1000~26500	-4.78	-38.64	≤-24.78	PASS
BLE_1M	Ant1	2402	Reference	-0.09	-0.09	---	PASS
			30~1000	-0.09	-53.91	≤-20.09	PASS
			1000~26500	-0.09	-38.69	≤-20.09	PASS
		2440	Reference	-0.39	-0.39	---	PASS
			30~1000	-0.39	-54.01	≤-20.39	PASS
			1000~26500	-0.39	-37.88	≤-20.39	PASS
		2480	Reference	-2.86	-2.86	---	PASS
			30~1000	-2.86	-54.12	≤-22.86	PASS
			1000~26500	-2.86	-38.2	≤-22.86	PASS
BLE_2M	Ant1	2402	Reference	-2.50	-2.50	---	PASS
			30~1000	-2.50	-54.67	≤-22.5	PASS
			1000~26500	-2.50	-38.69	≤-22.5	PASS
		2440	Reference	-3.40	-3.40	---	PASS
			30~1000	-3.40	-53.87	≤-23.4	PASS
			1000~26500	-3.40	-38.72	≤-23.4	PASS
		2480	Reference	-4.34	-4.34	---	PASS
			30~1000	-4.34	-54.49	≤-24.34	PASS
			1000~26500	-4.34	-38.36	≤-24.34	PASS
BLE_500K	Ant1	2402	Reference	-0.06	-0.06	---	PASS
			30~1000	-0.06	-54.34	≤-20.06	PASS

			1000~26500	-0.06	-38.03	≤-20.06	PASS
		2440	Reference	-1.43	-1.43	---	PASS
			30~1000	-1.43	-54.29	≤-21.43	PASS
			1000~26500	-1.43	-37.53	≤-21.43	PASS
		2480	Reference	-2.31	-2.31	---	PASS
			30~1000	-2.31	-53.9	≤-22.31	PASS
			1000~26500	-2.31	-38.08	≤-22.31	PASS

TEST GRAPHS

BLE_125K_Ant1_2402_0~Reference

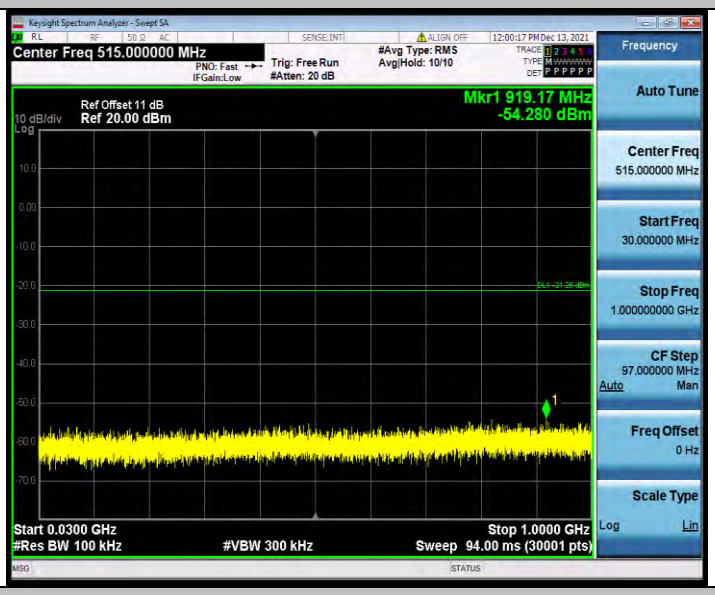

BLE_125K_Ant1_2402_30~1000

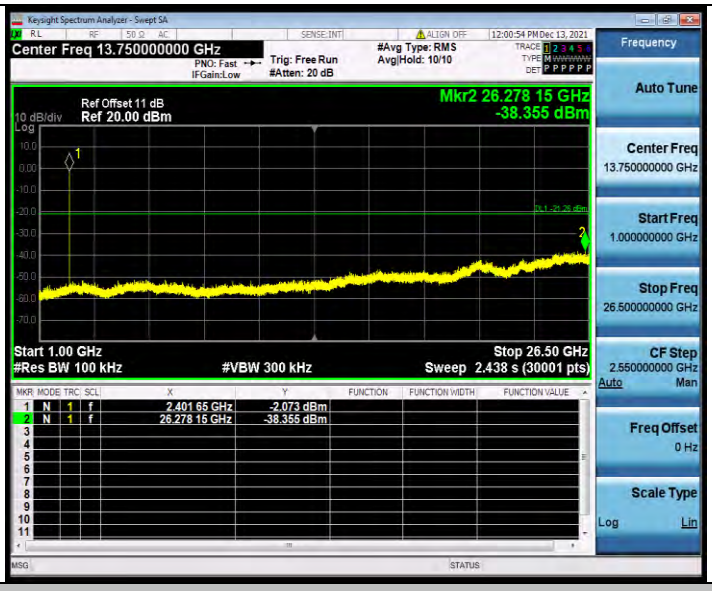

BLE_125K_Ant1_2402_1000~26500

BLE_125K_Ant1_2440_0~Reference

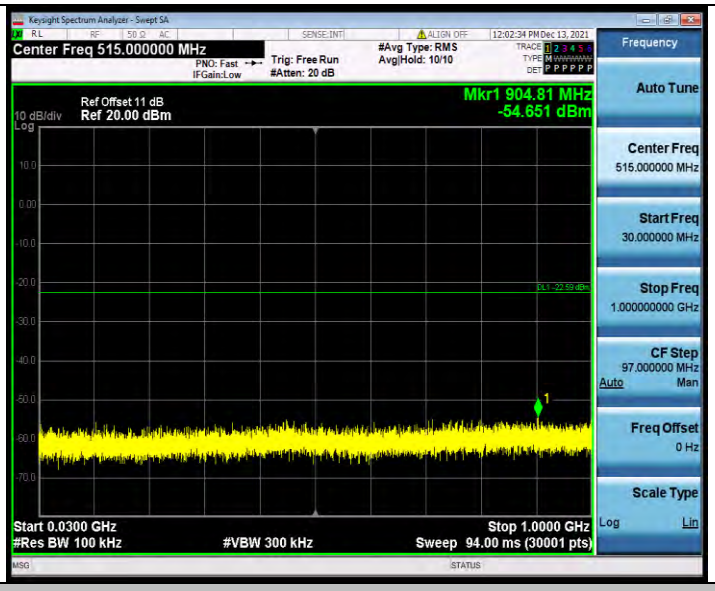

BLE_125K_Ant1_2440_30~1000

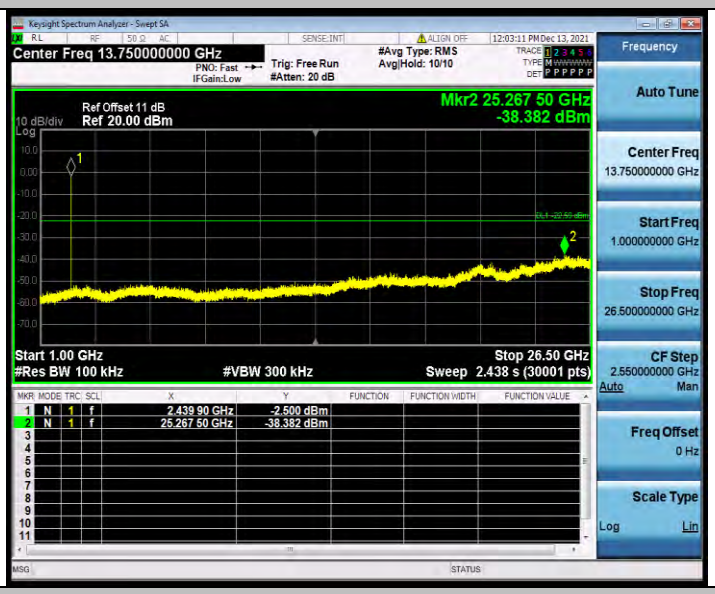

BLE_125K_Ant1_2440_1000~26500

BLE_125K_Ant1_2480_0~Reference

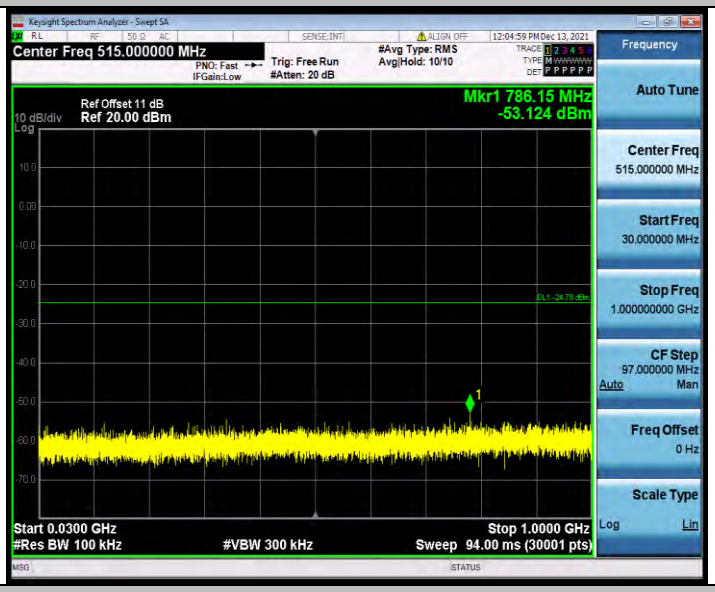

BLE_125K_Ant1_2480_30~1000

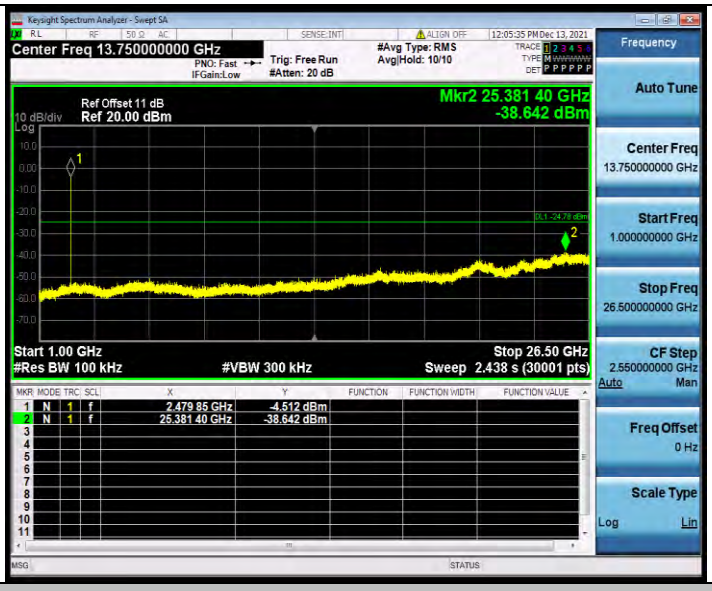

BLE_125K_Ant1_2480_1000~26500

BLE_1M_Ant1_2402_0~Reference

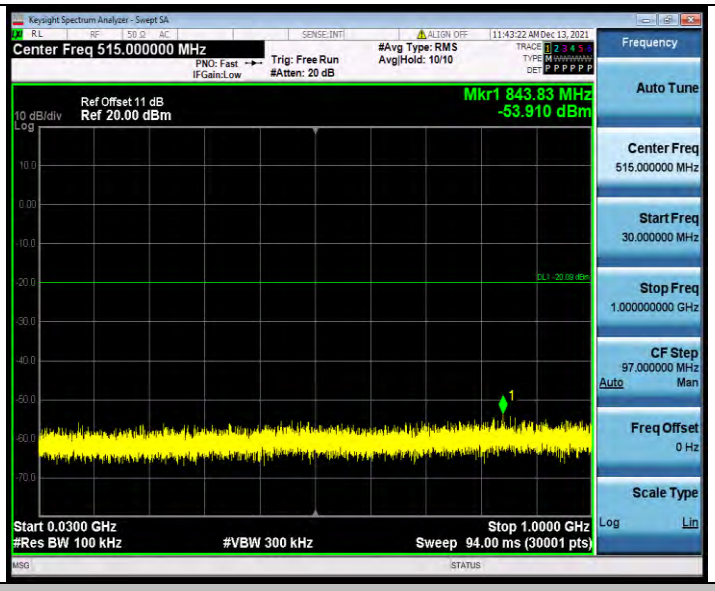

BLE_1M_Ant1_2402_30~1000

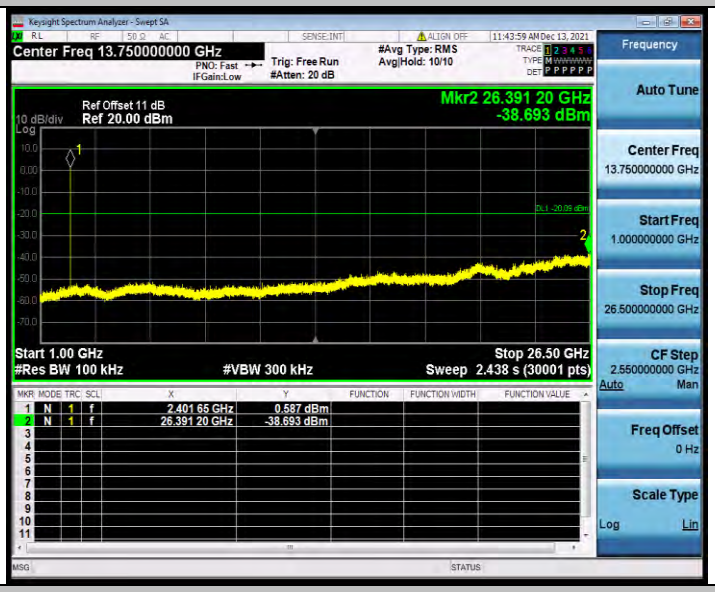

BLE_1M_Ant1_2402_1000~26500

BLE_1M_Ant1_2440_0~Reference

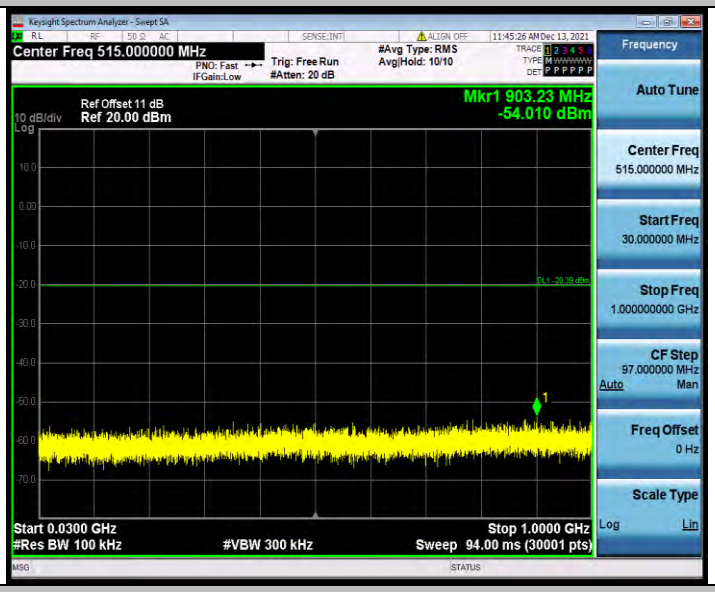

BLE_1M_Ant1_2440_30~1000

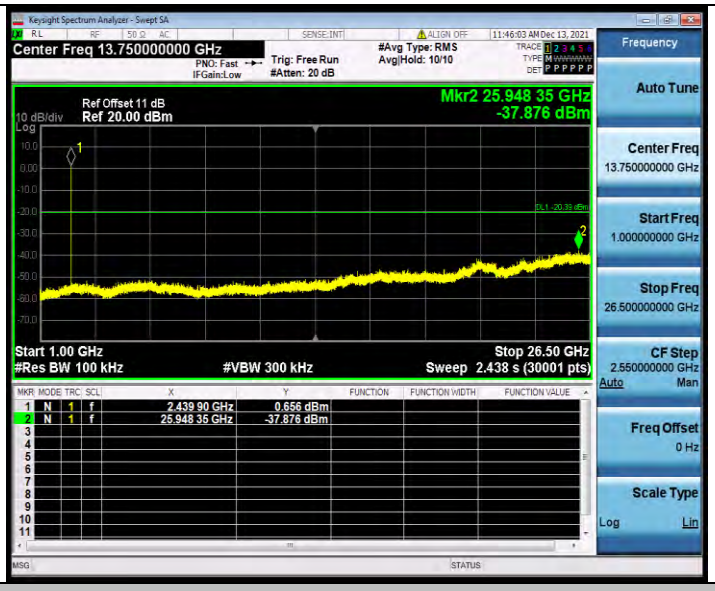

BLE_1M_Ant1_2440_1000~26500

BLE_1M_Ant1_2480_0~Reference

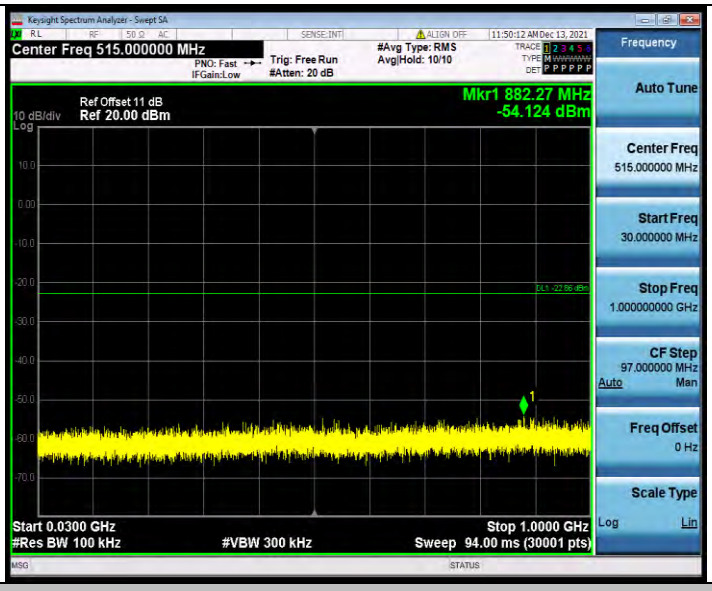

BLE_1M_Ant1_2480_30~1000

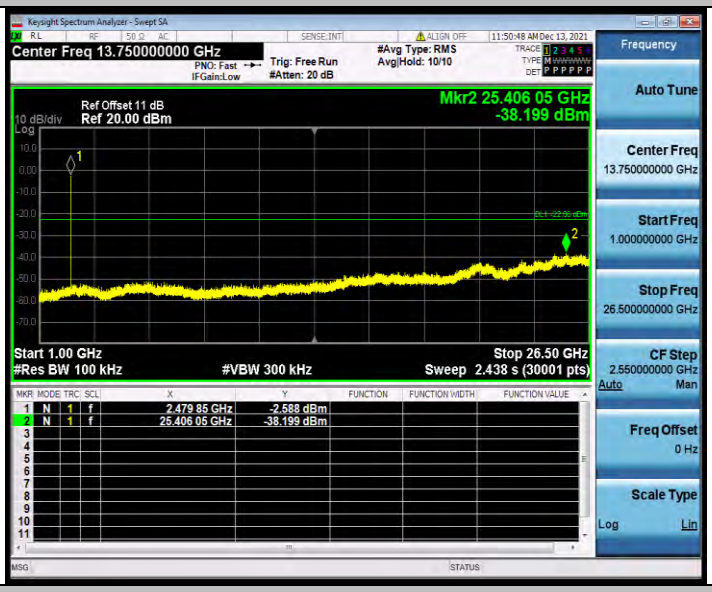

BLE_1M_Ant1_2480_1000~26500

BLE_2M_Ant1_2402_0~Reference

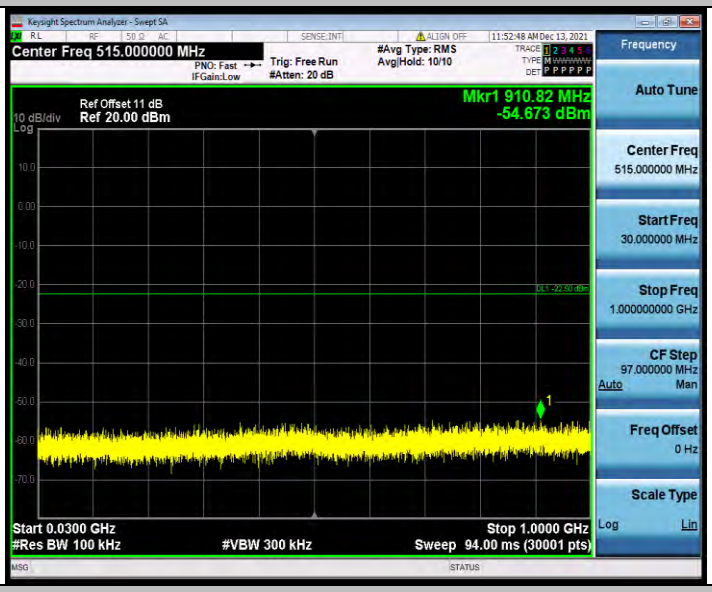

BLE_2M_Ant1_2402_30~1000

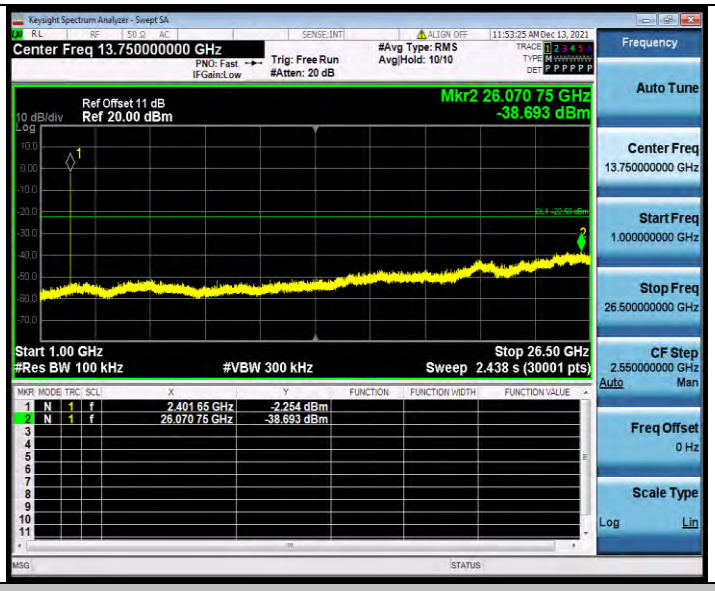

BLE_2M_Ant1_2402_1000~26500

BLE_2M_Ant1_2440_0~Reference

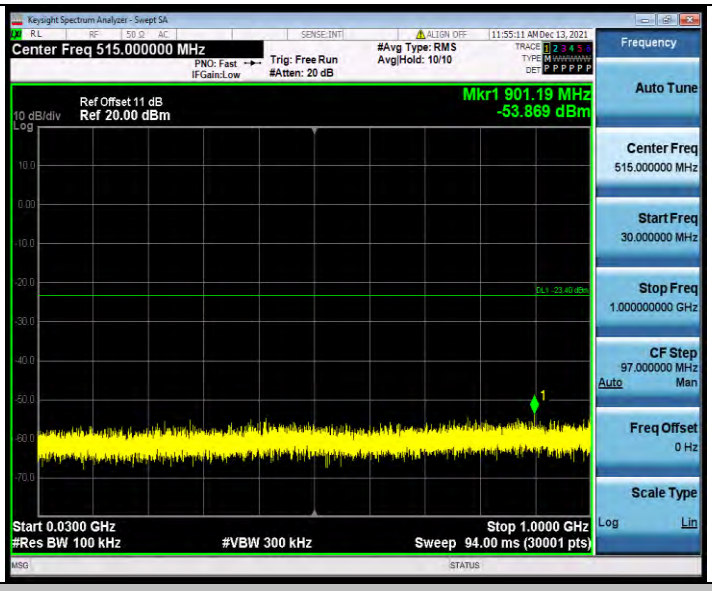

BLE_2M_Ant1_2440_30~1000

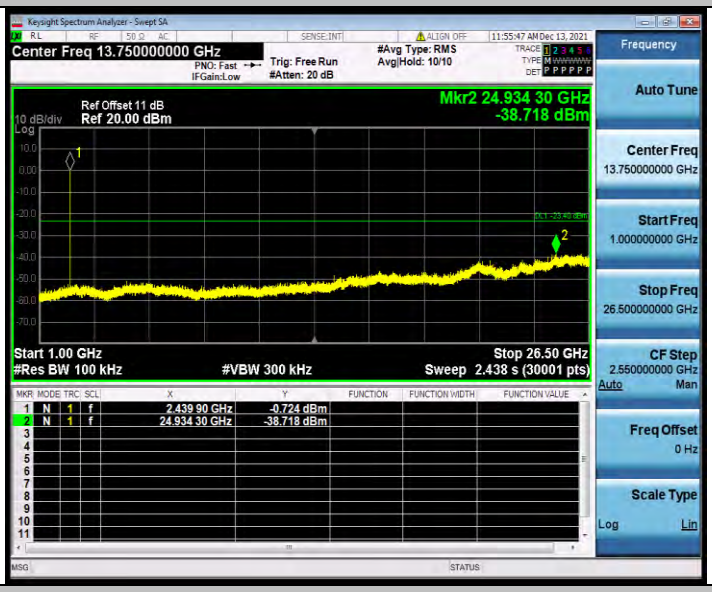

BLE_2M_Ant1_2440_1000~26500

BLE_2M_Ant1_2480_0~Reference

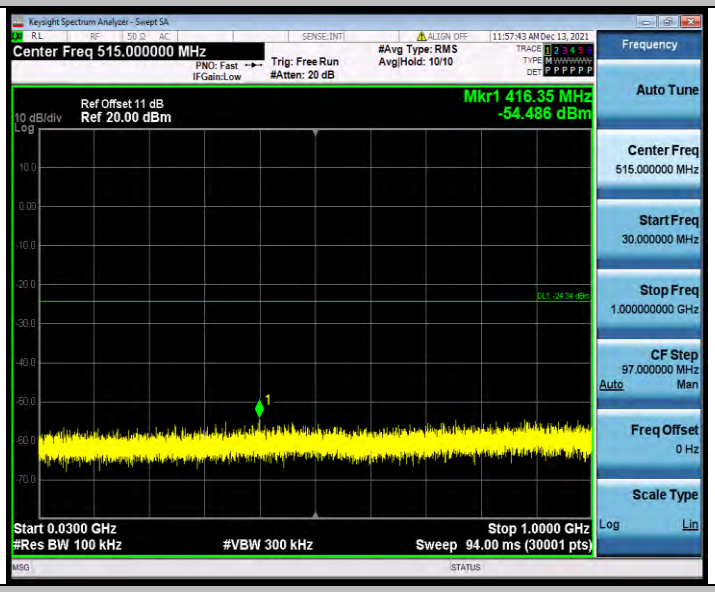

BLE_2M_Ant1_2480_30~1000

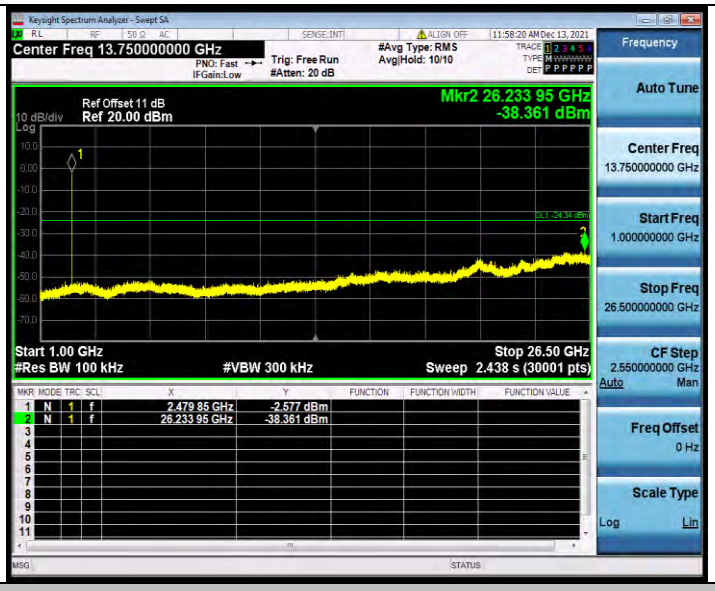

BLE_2M_Ant1_2480_1000~26500

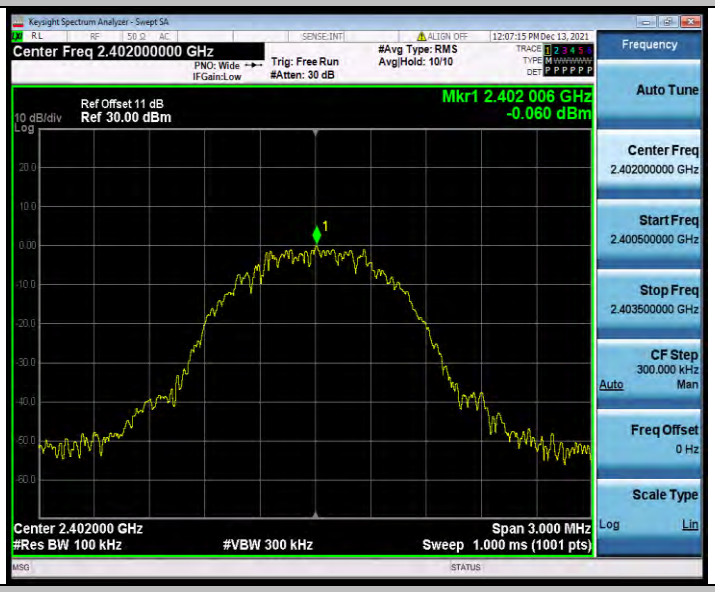

BLE_500K_Ant1_2402_0~Reference

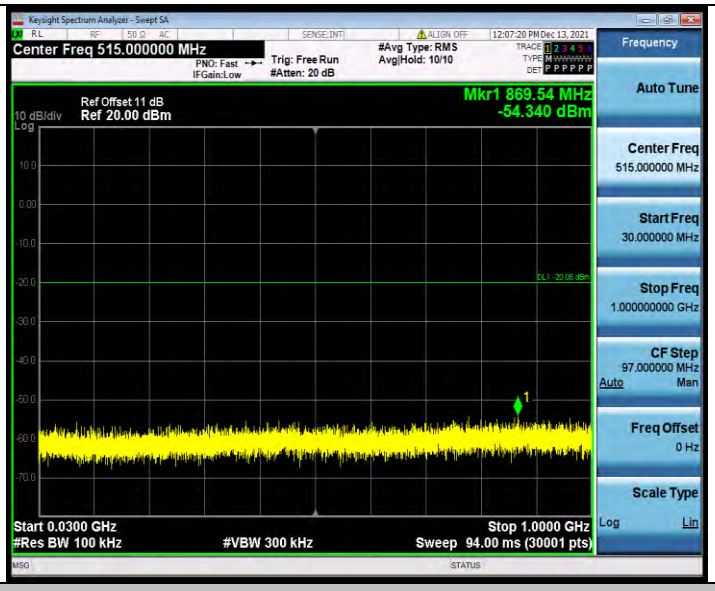

BLE_500K_Ant1_2402_30~1000

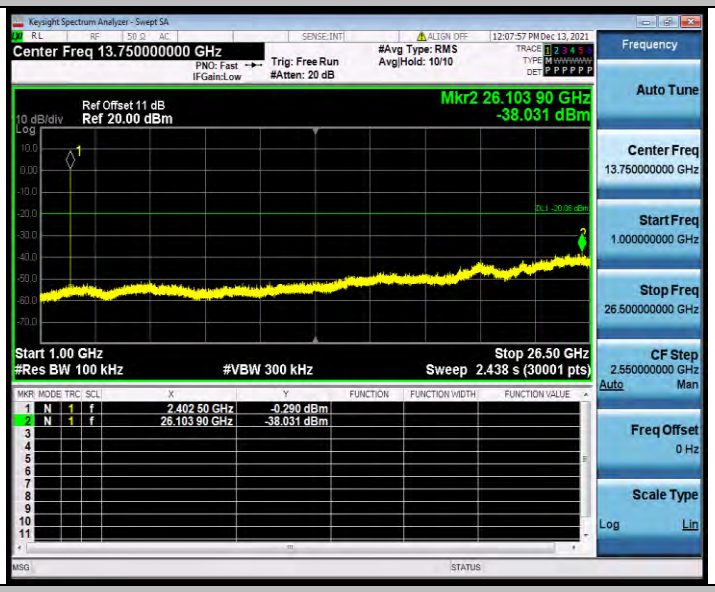

BLE_500K_Ant1_2402_1000~26500

BLE_500K_Ant1_2440_0~Reference

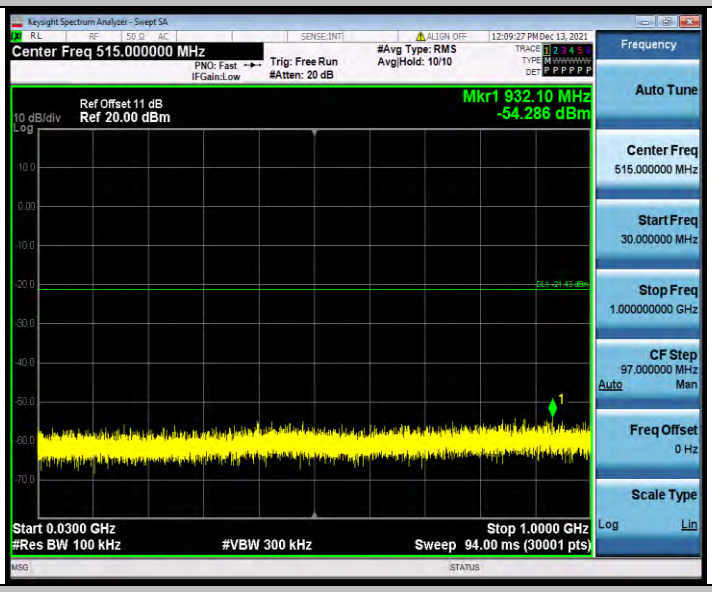

BLE_500K_Ant1_2440_30~1000

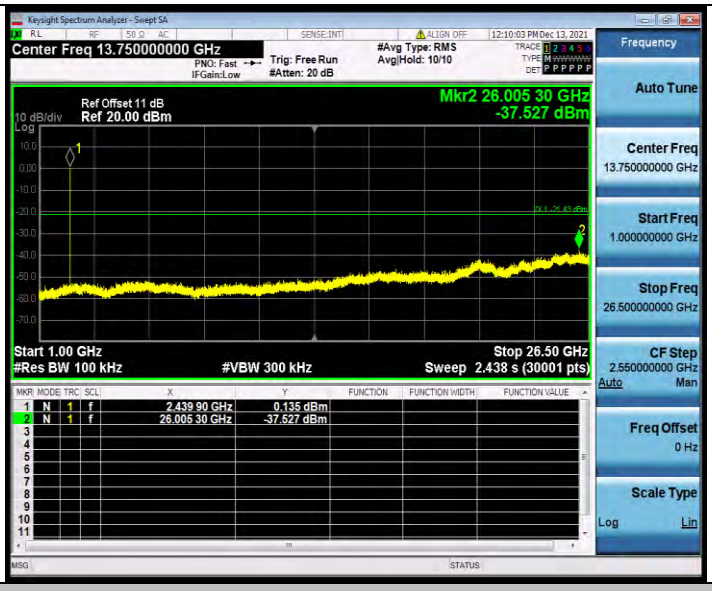

BLE_500K_Ant1_2440_1000~26500

BLE_500K_Ant1_2480_0~Reference

BLE_500K_Ant1_2480_30~1000

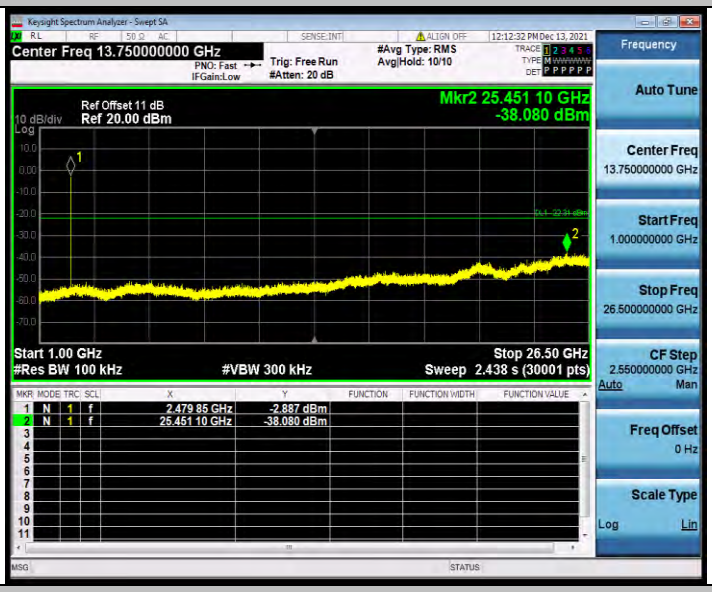

BLE_500K_Ant1_2480_1000~26500

APPENDIX N: DUTY CYCLE

TEST RESULT

TestMode	Antenna	Channel	ON Time [ms]	Period [ms]	X	DC [%]	xFactor	Limit	Verdict
BLE_125K	Ant1	2402	13.04	13.74	0.9491	94.91	0.23	---	PASS
		2440	13.04	13.74	0.9491	94.91	0.23	---	PASS
		2480	13.04	13.76	0.9477	94.77	0.23	---	PASS
BLE_1M	Ant1	2402	1.63	1.87	0.8717	87.17	0.60	---	PASS
		2440	1.64	1.88	0.8723	87.23	0.59	---	PASS
		2480	1.63	1.87	0.8717	87.17	0.60	---	PASS
BLE_2M	Ant1	2402	0.83	1.25	0.6640	66.40	1.78	---	PASS
		2440	0.83	1.25	0.6640	66.40	1.78	---	PASS
		2480	0.83	1.25	0.6640	66.40	1.78	---	PASS
BLE_500K	Ant1	2402	3.56	4.38	0.8128	81.28	0.90	---	PASS
		2440	3.56	4.38	0.8128	81.28	0.90	---	PASS
		2480	3.55	4.37	0.8124	81.24	0.90	---	PASS

TEST GRAPHS

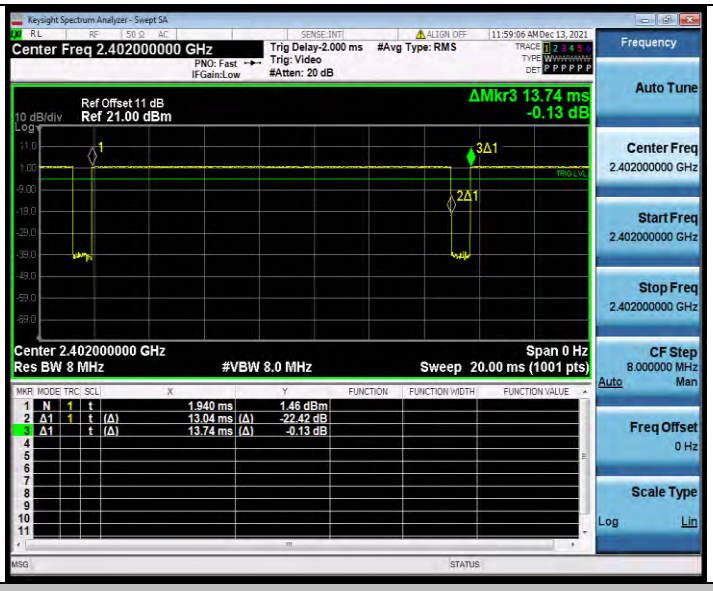

BLE_125K_Ant1_2402

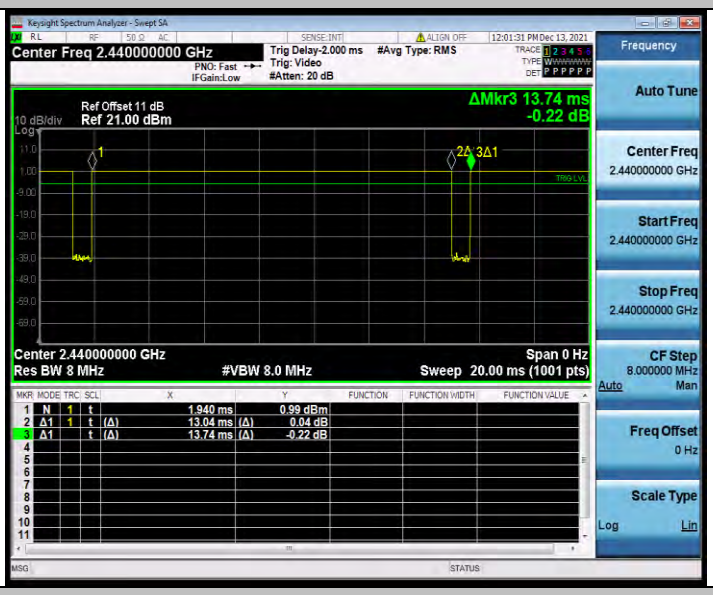

BLE_125K_Ant1_2440

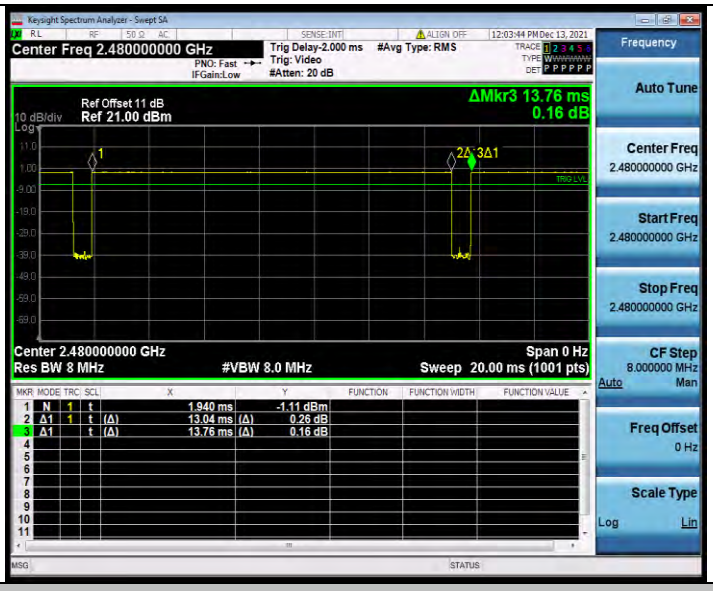

BLE_125K_Ant1_2480

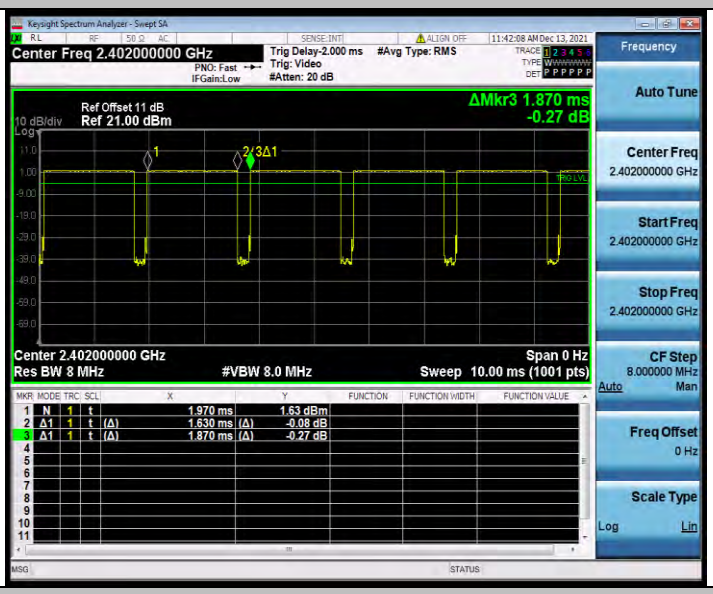

BLE_1M_Ant1_2402

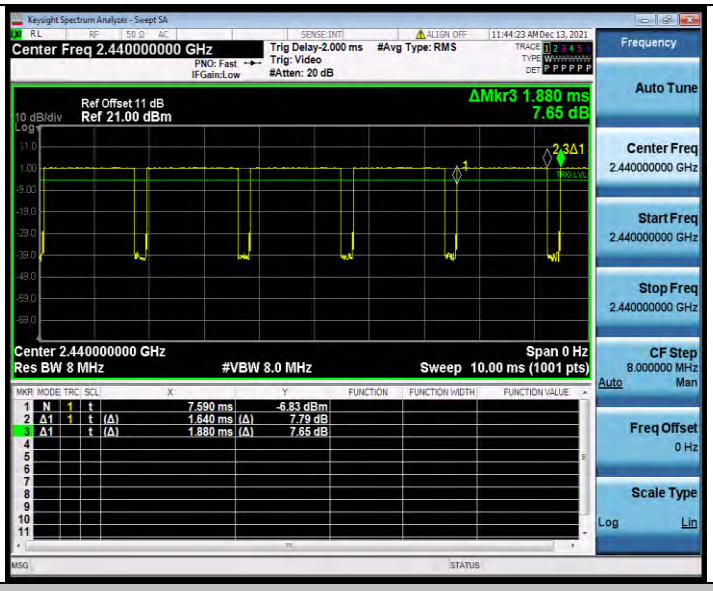

BLE_1M_Ant1_2440

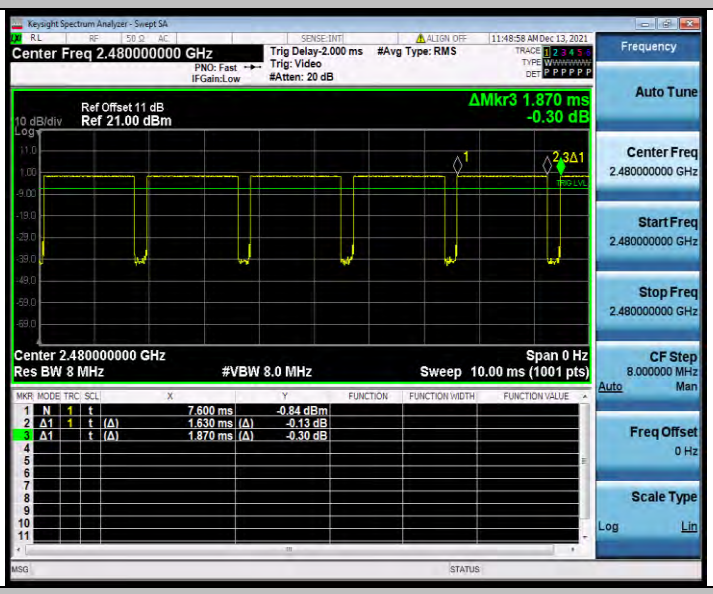

BLE_1M_Ant1_2480

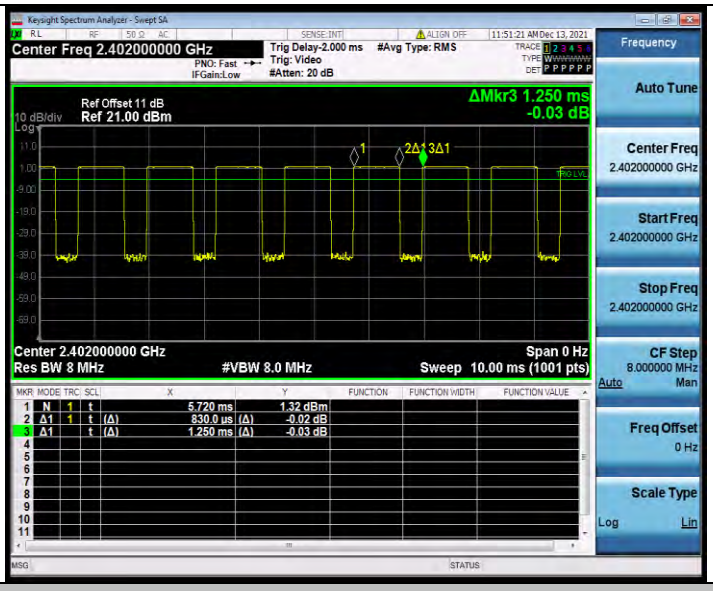

BLE_2M_Ant1_2402

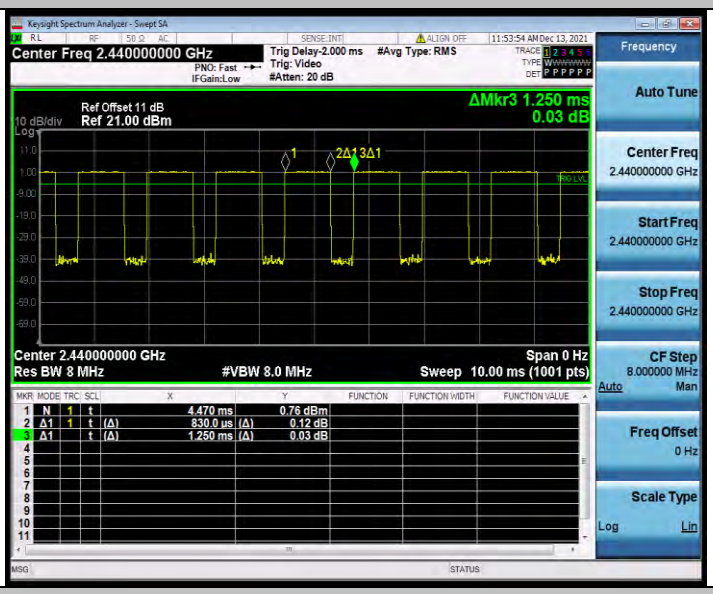

BLE_2M_Ant1_2440

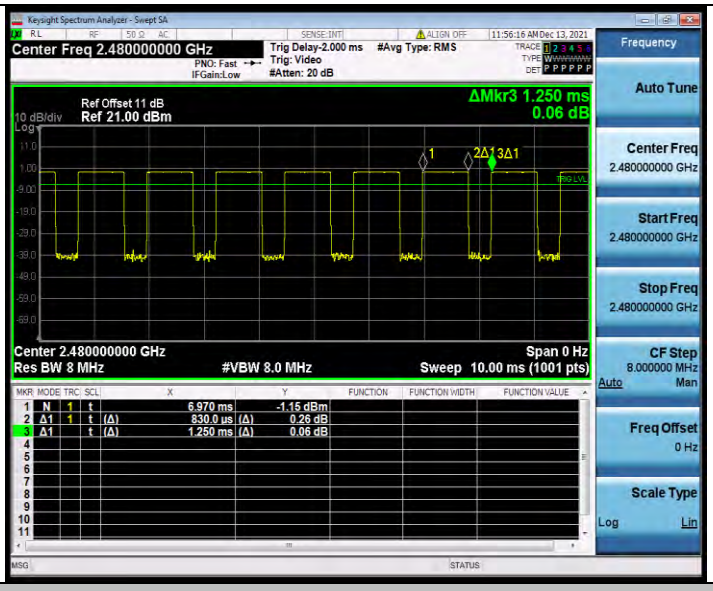

BLE_2M_Ant1_2480

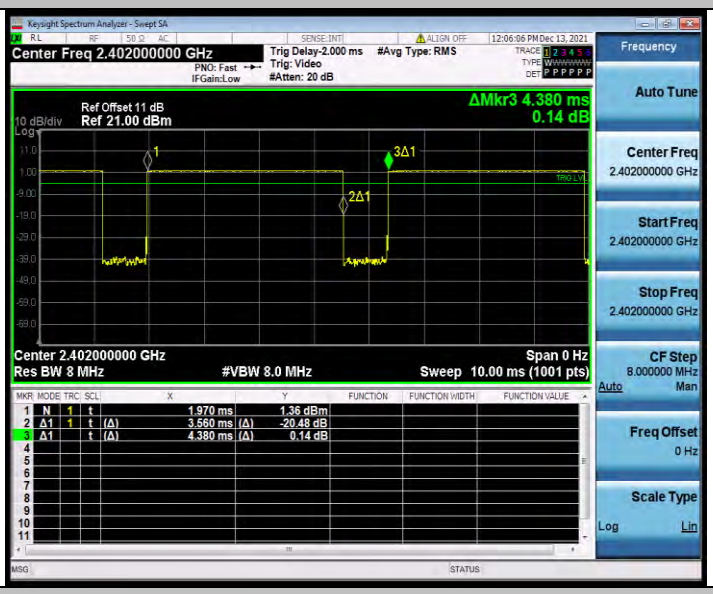

BLE_500K_Ant1_2402

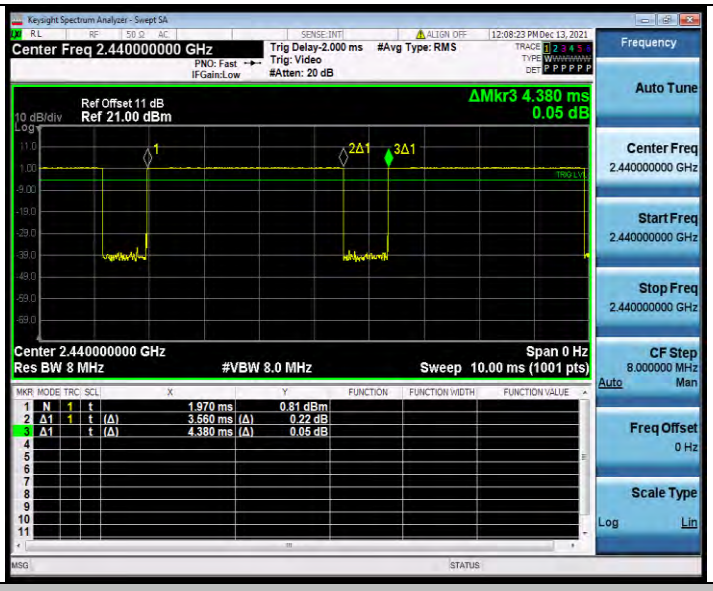

BLE_500K_Ant1_2440

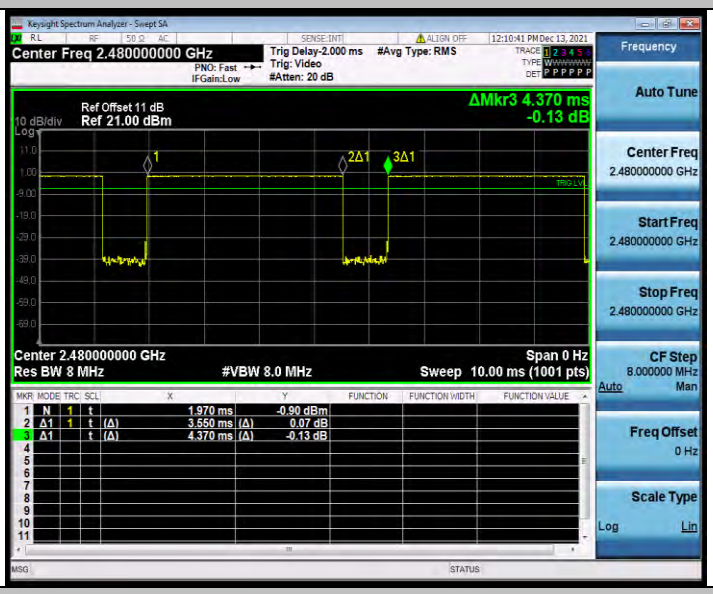

BLE_500K_Ant1_2480

---END---