MODE	TX channel 20525	FREQUENCY RANGE	Above 1000MHz
ENVIRONMENTAL CONDITIONS	23deg. C, 70%RH	INPUT POWER	AC 120V/60Hz
TESTED BY	Jace Hu		
ANTENNA POLARITY & TEST DISTANCE: VERTICAL AT 3 M			

		Freq	Level	Read Level	Limit Line	Over Limit	Factor	Remark	Pol/Phase
		MHz	dBm/m	dBm	dBm/m	dB	dB/m		
1		1666.000	-50.60	-54.14	-13.00	-37.60	3.54	Peak	Vertical
2	PP	2509.500	-40.78	-47.88	-13.00	-27.78	7.10	Peak	Vertical

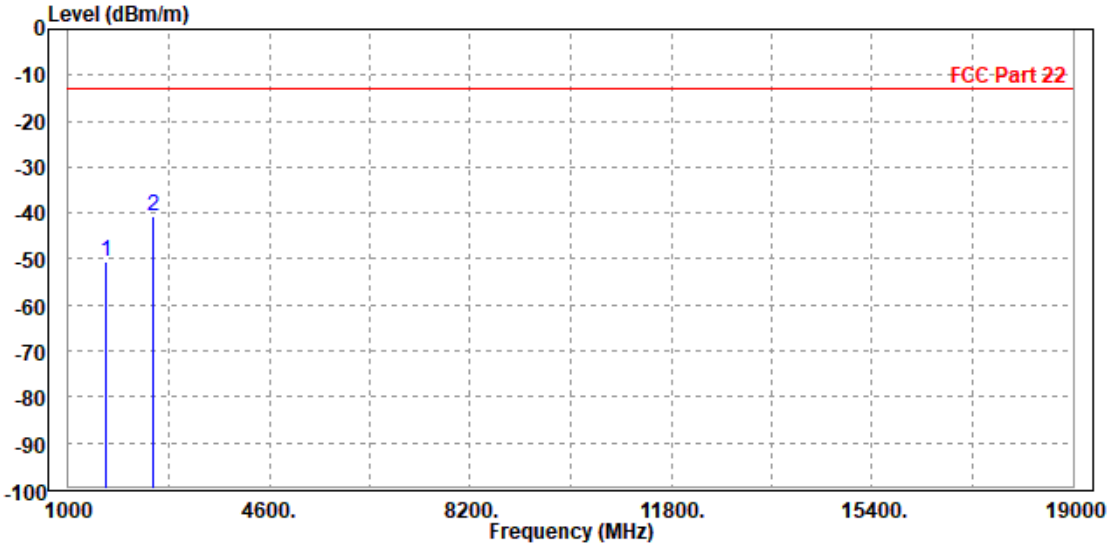

CHANNEL BANDWIDTH: 10MHz / QPSK

CH 20450

MODE	TX channel 20450	**FREQUENCY RANGE**	Above 1000MHz
ENVIRONMENTAL CONDITIONS	23deg. C, 70%RH	**INPUT POWER**	AC 120V/60Hz
TESTED BY	Jace Hu		
ANTENNA POLARITY & TEST DISTANCE: HORIZONTAL AT 3 M			

		Freq	Level	Read Level	Limit Line	Over Limit	Factor	Remark	Pol/Phase
		MHz	dBm/m	dBm	dBm/m	dB	dB/m		
1	PP	1666.000	-47.51	-50.98	-13.00	-34.51	3.47	Peak	Horizontal
2		2487.000	-48.06	-56.10	-13.00	-35.06	8.04	Peak	Horizontal

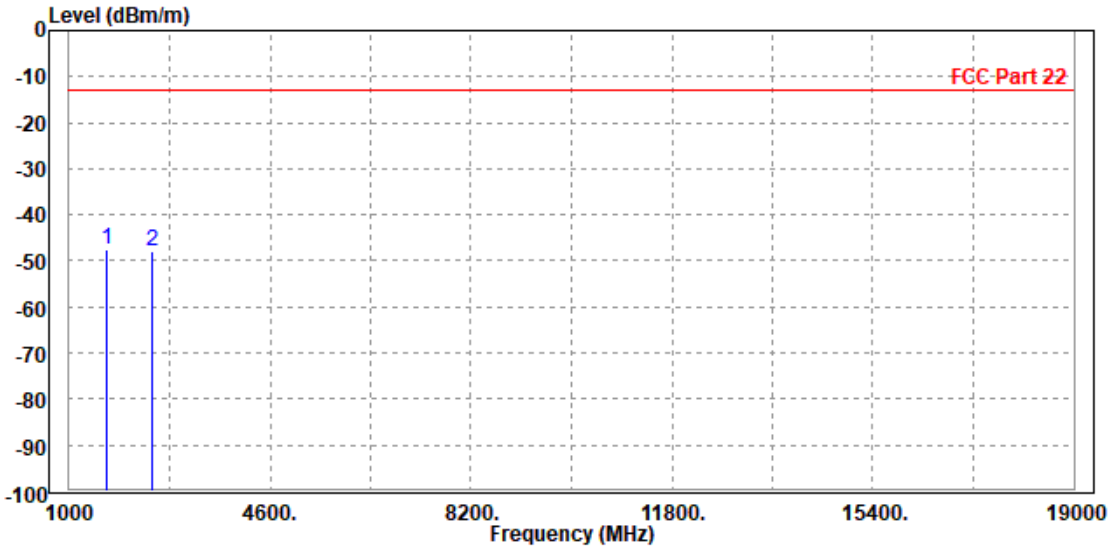

MODE	TX channel 20450	FREQUENCY RANGE	Above 1000MHz
ENVIRONMENTAL CONDITIONS	23deg. C, 70%RH	INPUT POWER	AC 120V/60Hz
TESTED BY	Jace Hu		
ANTENNA POLARITY & TEST DISTANCE: VERTICAL AT 3 M			

	Freq	Level	Read Level	Limit Line	Over Limit	Factor	Remark	Pol/Phase
	MHz	dBm/m	dBm	dBm/m	dB	dB/m		
1	1666.000	-49.94	-53.48	-13.00	-36.94	3.54	Peak	Vertical
2 PP	2487.000	-48.09	-55.14	-13.00	-35.09	7.05	Peak	Vertical

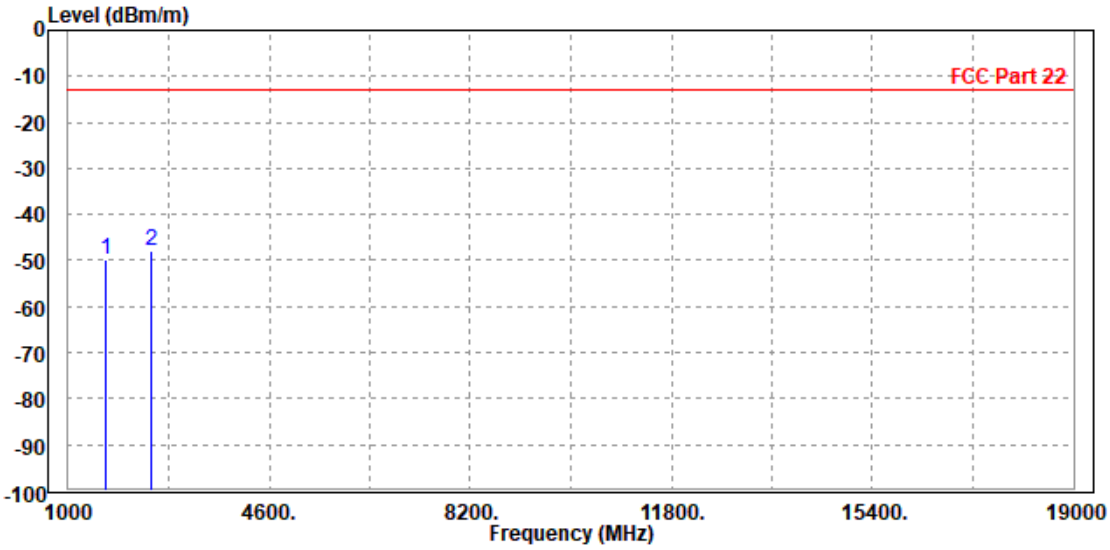

CH 20525

MODE	TX channel 20525	FREQUENCY RANGE	Above 1000MHz
ENVIRONMENTAL CONDITIONS	23deg. C, 70%RH	INPUT POWER	AC 120V/60Hz
TESTED BY	Jace Hu		
ANTENNA POLARITY & TEST DISTANCE: HORIZONTAL AT 3 M			

	Freq	Level	Read Level	Limit Line	Over Limit	Factor	Remark	Pol/Phase
	MHz	dBm/m	dBm	dBm/m	dB	dB/m		
1	1666.000	-46.97	-50.44	-13.00	-33.97	3.47	Peak	Horizontal
2 PP	2509.500	-35.62	-43.68	-13.00	-22.62	8.06	Peak	Horizontal

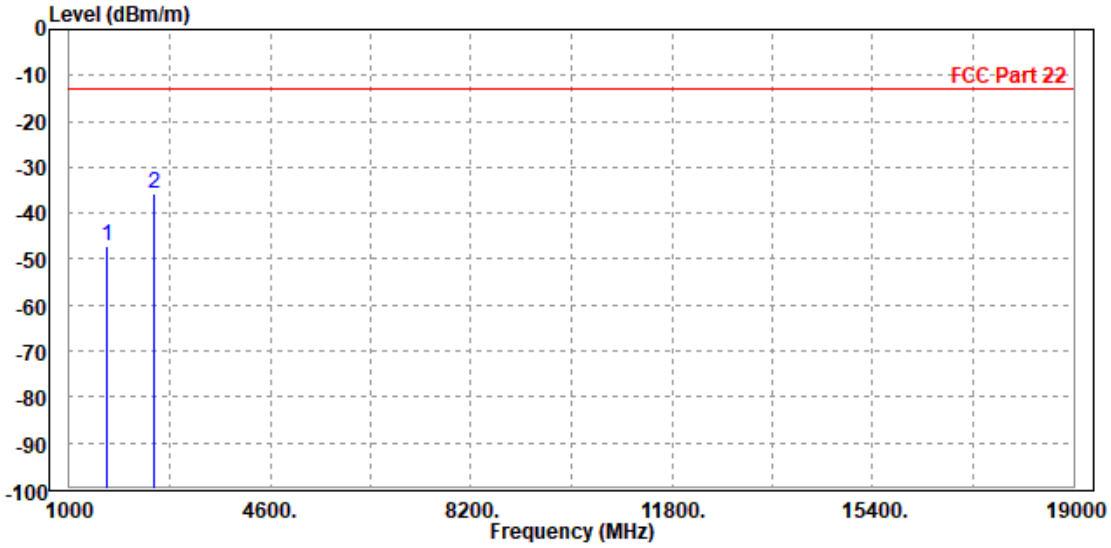

MODE	TX channel 20525	FREQUENCY RANGE	Above 1000MHz
ENVIRONMENTAL CONDITIONS	23deg. C, 70%RH	INPUT POWER	AC 120V/60Hz
TESTED BY	Jace Hu		
ANTENNA POLARITY & TEST DISTANCE: VERTICAL AT 3 M			

	Freq	Level	Read Level	Limit Line	Over Limit	Factor	Remark	Pol/Phase
	MHz	dBm/m	dBm	dBm/m	dB	dB/m		
1	1666.000	-50.72	-54.26	-13.00	-37.72	3.54	Peak	Vertical
2 PP	2509.500	-36.70	-43.80	-13.00	-23.70	7.10	Peak	Vertical

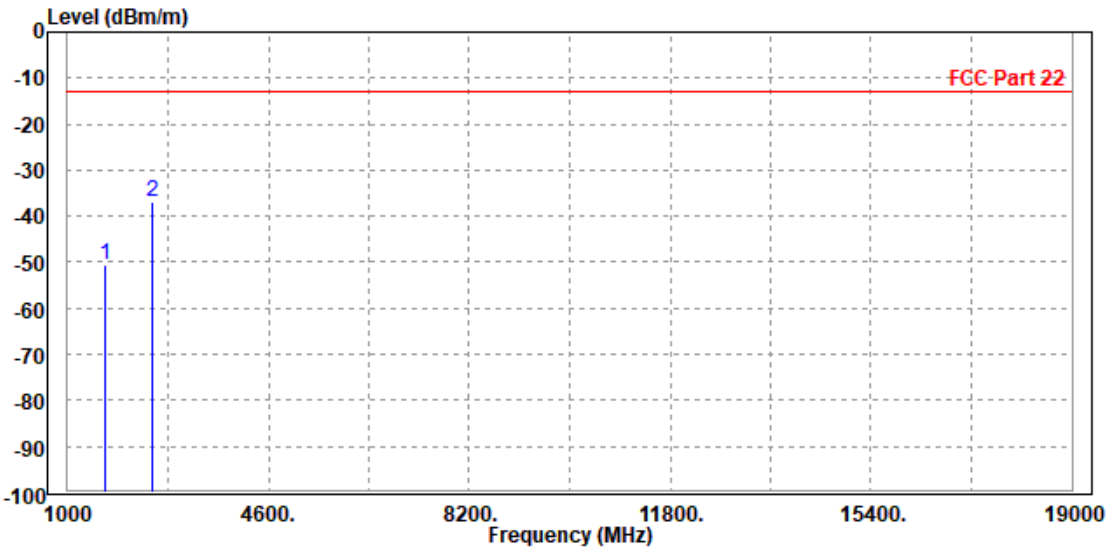

CH 20600

MODE	TX channel 20600	**FREQUENCY RANGE**	Above 1000MHz
ENVIRONMENTAL CONDITIONS	23deg. C, 70%RH	**INPUT POWER**	AC 120V/60Hz
TESTED BY	Jace Hu		
ANTENNA POLARITY & TEST DISTANCE: HORIZONTAL AT 3 M			

	Freq	Level	Read Level	Limit Line	Over Limit	Factor	Remark	Pol/Phase
	MHz	dBm/m	dBm	dBm/m	dB	dB/m		
1	1684.000	-48.85	-52.54	-13.00	-35.85	3.69	Peak	Horizontal
2 PP	2532.000	-38.64	-46.73	-13.00	-25.64	8.09	Peak	Horizontal

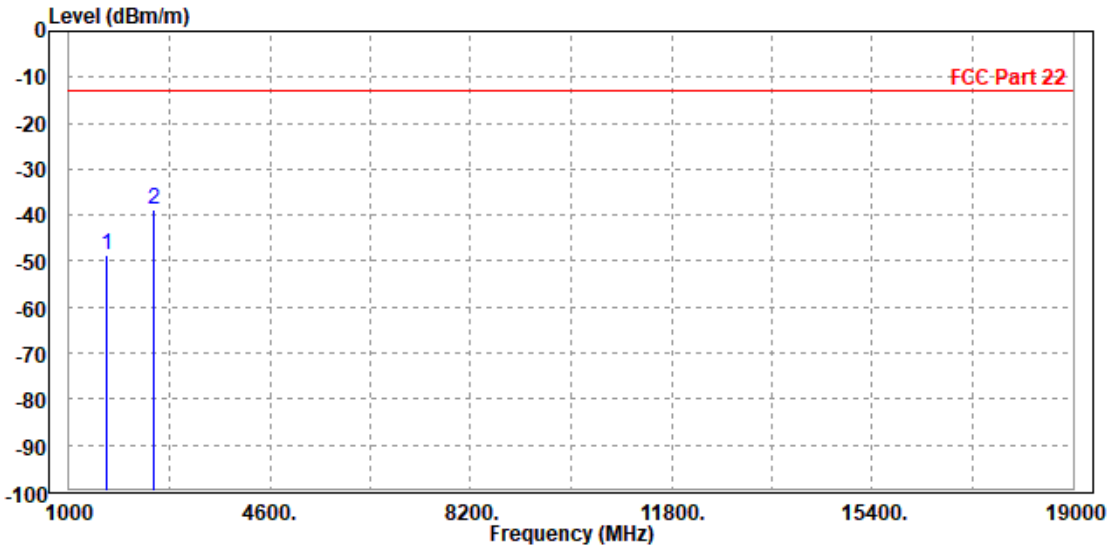

MODE	TX channel 20600	FREQUENCY RANGE	Above 1000MHz
ENVIRONMENTAL CONDITIONS	23deg. C, 70%RH	INPUT POWER	AC 120V/60Hz
TESTED BY	Jace Hu		
ANTENNA POLARITY & TEST DISTANCE: VERTICAL AT 3 M			

	Freq	Level	Read Level	Limit Line	Over Limit	Factor	Remark	Pol/Phase
	MHz	dBm/m	dBm	dBm/m	dB	dB/m		
1	1684.000	-49.72	-53.43	-13.00	-36.72	3.71	Peak	Vertical
2 PP	2532.000	-39.68	-46.85	-13.00	-26.68	7.17	Peak	Vertical

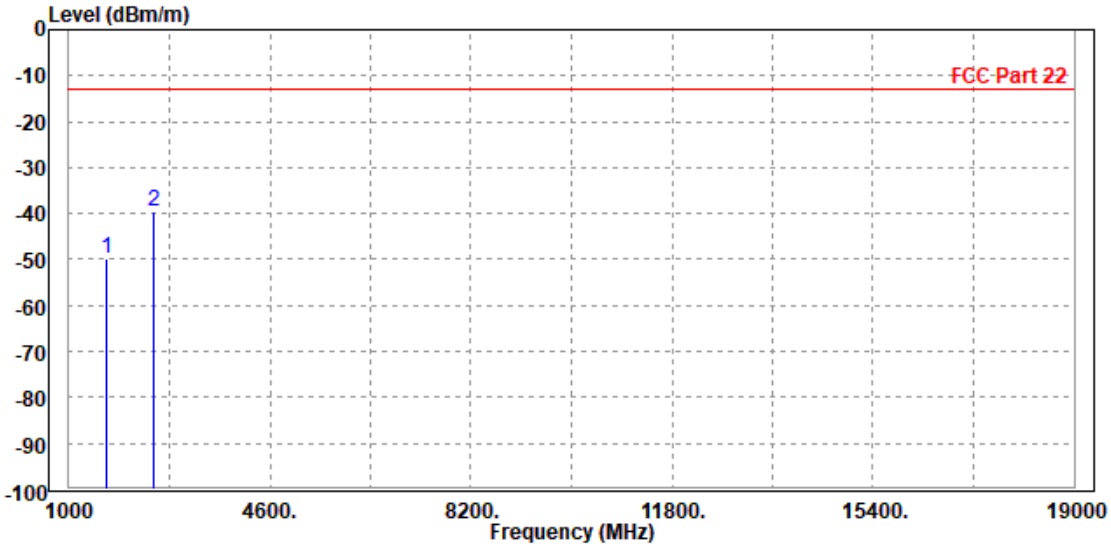

3.7 PEAK TO AVERAGE RATIO

3.7.1 LIMITS OF PEAK TO AVERAGE RATIO MEASUREMENT

In measuring transmissions in this band using an average power technique, the peak to-average ratio (PAR) of the transmission may not exceed 13 dB

3.7.2 TEST SETUP

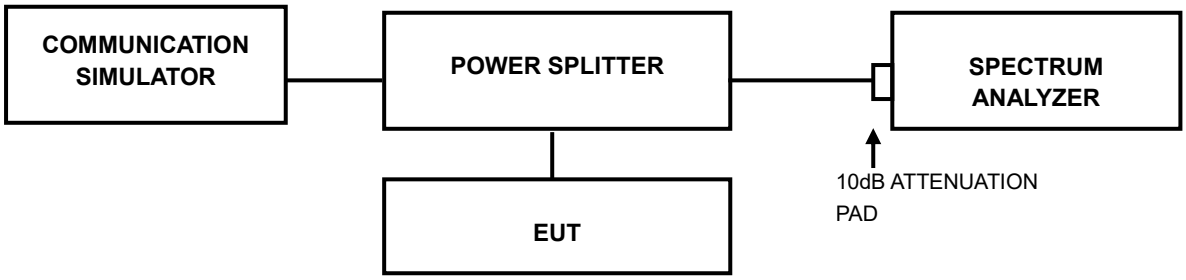

3.7.3 TEST PROCEDURES

1. Set resolution/measurement bandwidth ≥ signal's occupied bandwidth;
2. Set the number of counts to a value that stabilizes the measured CCDF curve;
3. Record the maximum PAPR level associated with a probability of 0.1%.

3.7.4 TEST RESULTS

Please Refer to Appendix Of this test report.

4 PHOTOGRAPHS OF THE TEST CONFIGURATION

Please refer to the attached file (Test Setup Photo).

5 INFORMATION ON THE TESTING LABORATORIES

We, BV 7LAYERS COMMUNICATIONS TECHNOLOGY (SHENZHEN) CO. LTD., were founded in 2015 to provide our best service in EMC, Radio, Telecom and Safety consultation. Our laboratories are accredited and approved according to ISO/IEC 17025.

If you have any comments, please feel free to contact us at the following:

Shenzhen EMC/RF Lab:
Tel: +86-755-88696566
Fax: +86-755-88696577

Email: customerservice.sw@bureauveritas.com
Web Site: www.adt.com.tw

The address and road map of all our labs can be found in our web site also.

6 MODIFICATIONS RECORDERS FOR ENGINEERING CHANGES TO THE EUT BY THE LAB

No any modifications are made to the EUT by the lab during the test.

7 APPENDIX

APPENDIX A: GSM 850

PEAK-TO-AVERAGE RATIO(CCDF)

Test Result

Band	Channel	Result(dB)	Limit(dB)	Verdict
GSM850	128	2.62	13	PASS
GSM850	190	2.60	13	PASS
GSM850	251	2.61	13	PASS
EGPRS850	128	5.32	13	PASS
EGPRS850	190	5.58	13	PASS
EGPRS850	251	5.31	13	PASS

Test Graphs

GSM850-128-3

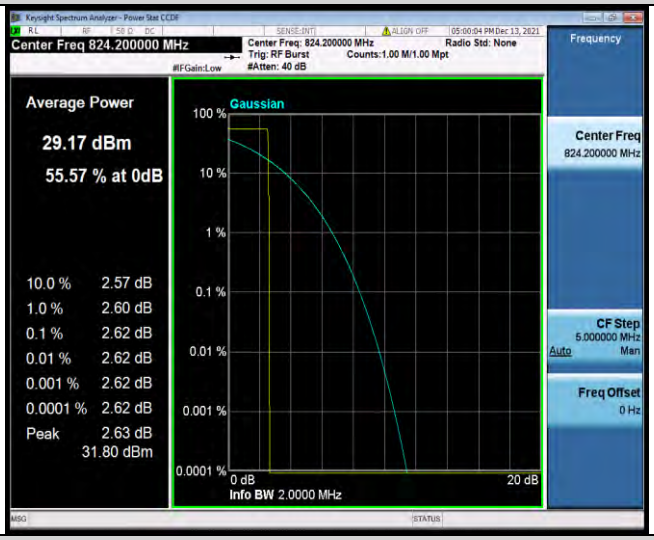

GSM850-190-3

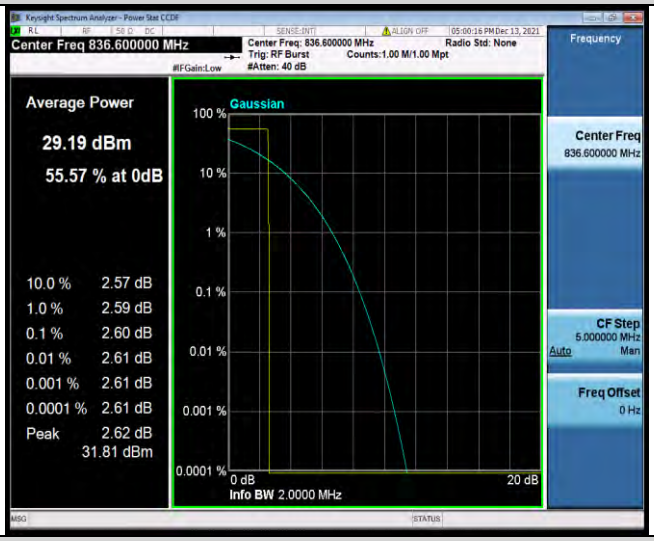

GSM850-251-3

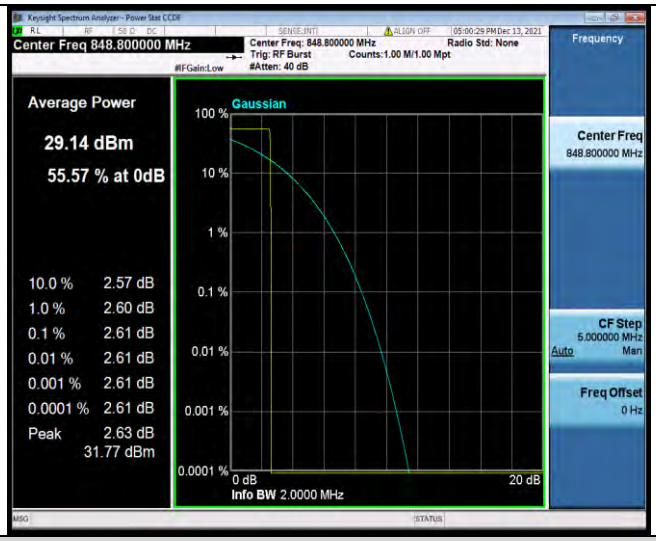

EGPRS850-128-8

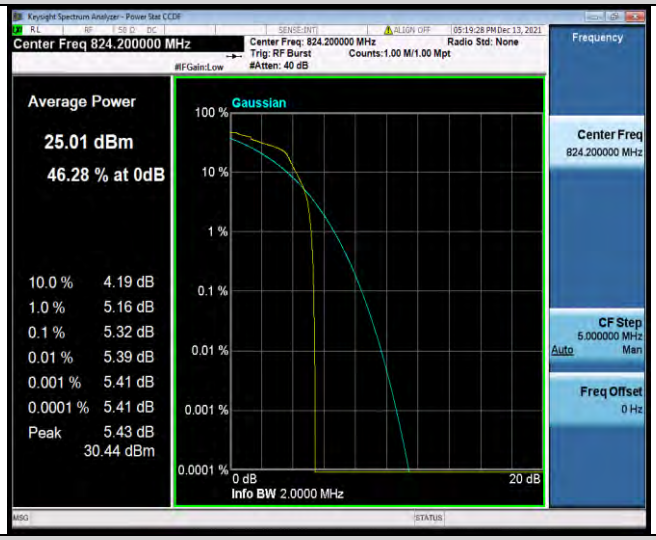

EGPRS850-190-8

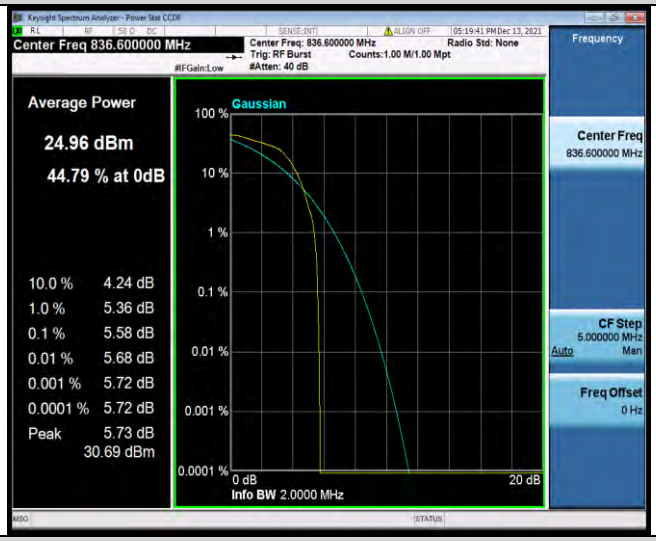

EGPRS850-251-8

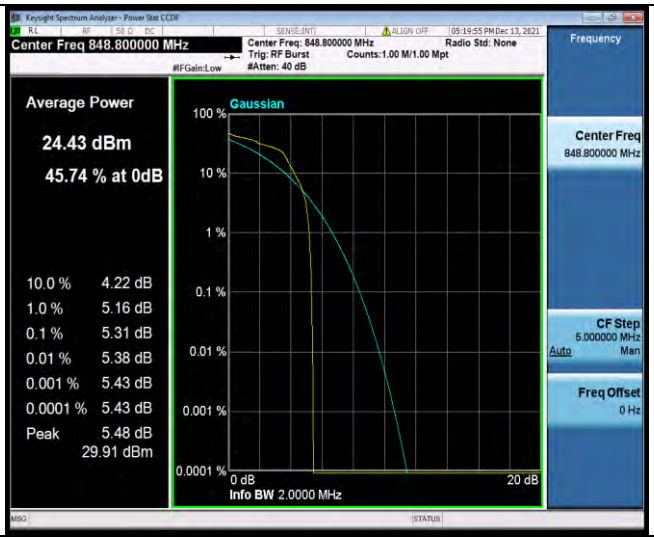
Keysight Spectrum Analyzer - Power Stat CCDF
Center Freq 848.800000 MHz
Center Freq: 848.800000 MHz
Trig: RF Burst
#Atten: 40 dB
Counts:1.00 M/1.00 Mpt
Radio Std: None
Frequency
Average Power
24.43 dBm
45.74 % at 0dB
10.0 % 4.22 dB
1.0 % 5.16 dB
0.1 % 5.31 dB
0.01 % 5.38 dB
0.001 % 5.43 dB
0.0001 % 5.43 dB
Peak 5.48 dB
29.91 dBm
Gaussian
100 %
10 %
1 %
0.1 %
0.01 %
0.001 %
0.0001 %
0 dB
20 dB
Info BW 2.0000 MHz
Center Freq
848.800000 MHz
CF Step
5.000000 MHz
Auto
Man
Freq Offset
0 Hz

26DB BANDWIDTH AND OCCUPIED BANDWIDTH

Test Result

Band	Channel	Occupied Bandwidth (MHz)	26dB Bandwidth (MHz)	Limit (MHz)	Verdict
GSM850	128	0.24190	0.2965	---	PASS
GSM850	190	0.23951	0.3062	---	PASS
GSM850	251	0.24517	0.2916	---	PASS
EGPRS850	128	0.24796	0.3115	---	PASS
EGPRS850	190	0.24728	0.3119	---	PASS
EGPRS850	251	0.24720	0.3144	---	PASS

Test Graphs

GSM850-128-3-0.2965

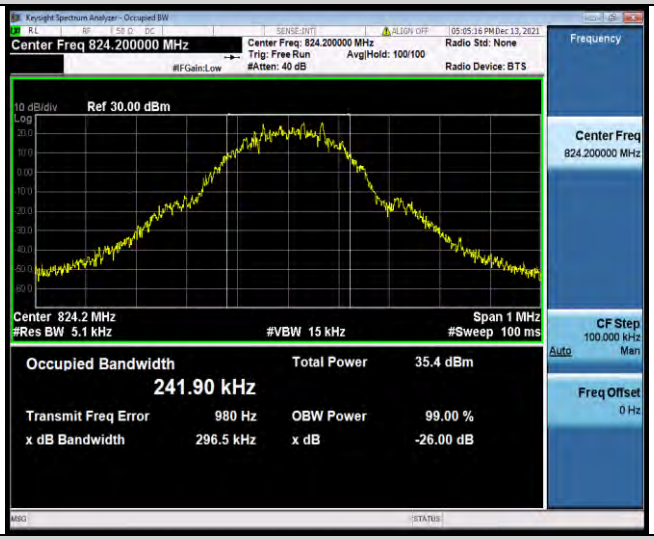

GSM850-190-3-0.3062

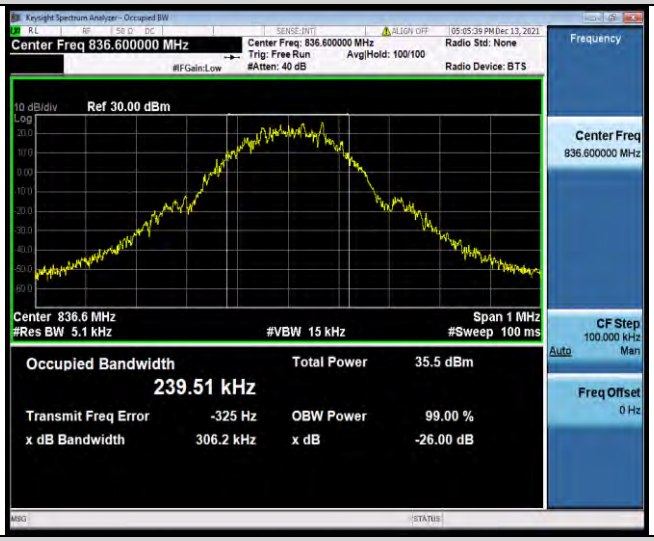

GSM850-251-3-0.2916

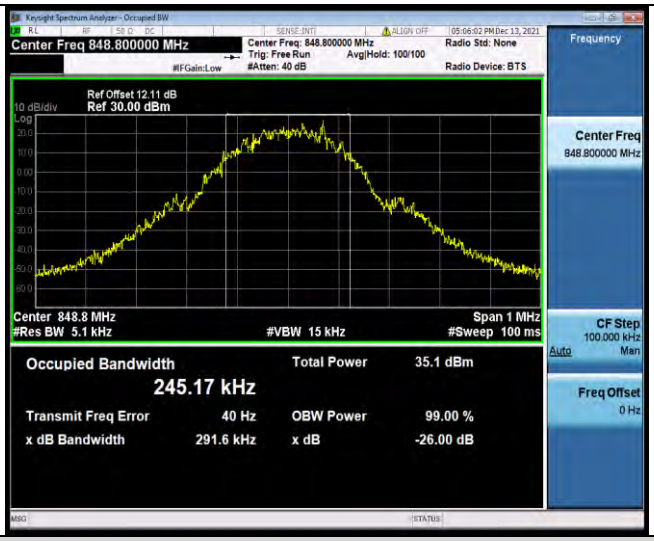

EGPRS850-128-8-0.3115

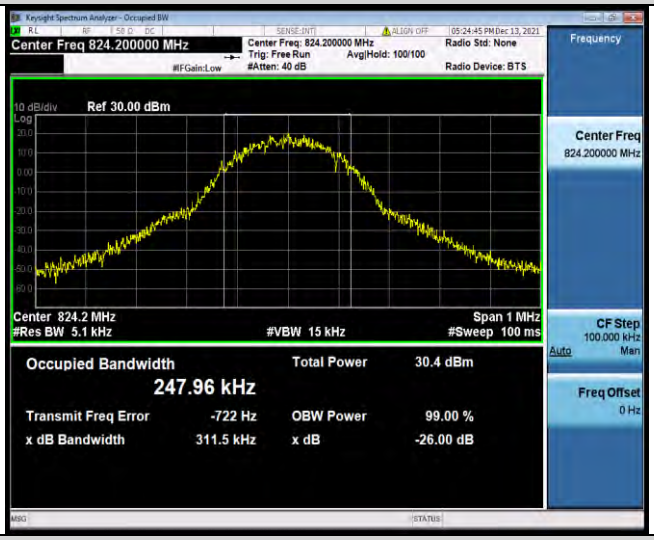

EGPRS850-190-8-0.3119

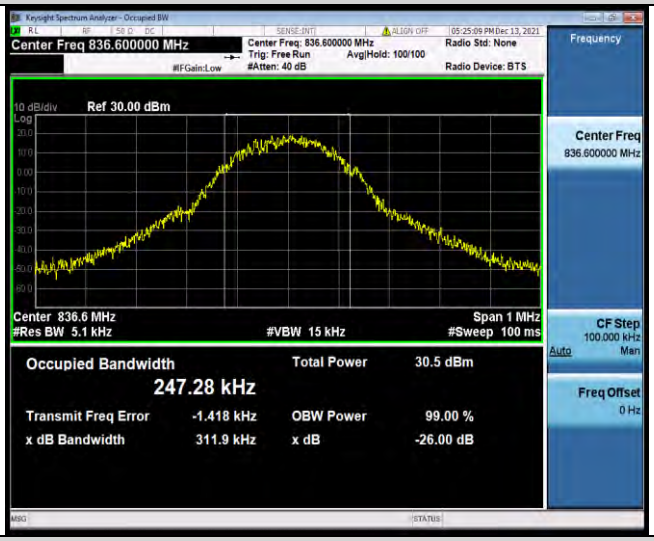

EGPRS850-251-8-0.3144

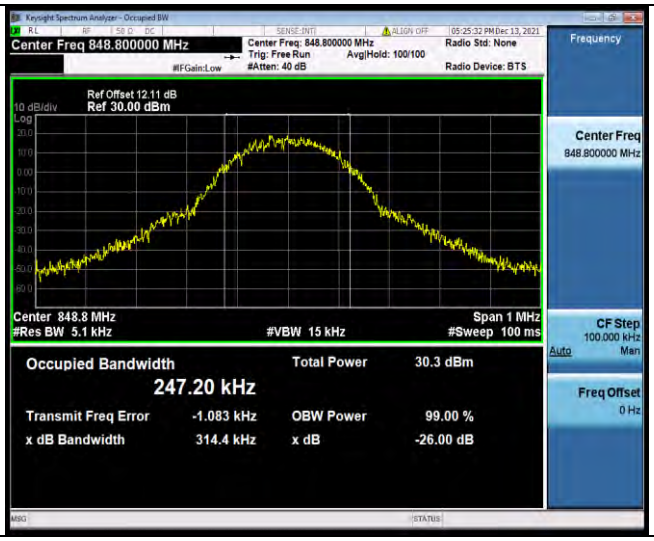
Keysight Spectrum Analyzer - Occupied BW
Center Freq 848.800000 MHz
Center Freq: 848.800000 MHz
Trig: Free Run
Avg|Hold: 100/100
#Atten: 40 dB
Radio Std: None
Radio Device: BTS
Frequency
Ref Offset 12.11 dB
10 dB/div
Ref 30.00 dBm
Center Freq
848.800000 MHz
Center 848.8 MHz
#Res BW 5.1 kHz
#VBW 15 kHz
Span 1 MHz
#Sweep 100 ms
CF Step
100.000 kHz
Auto
Occupied Bandwidth
247.20 kHz
Total Power
30.3 dBm
Transmit Freq Error
-1.083 kHz
OBW Power
99.00 %
x dB Bandwidth
314.4 kHz
x dB
-26.00 dB
Freq Offset
0 Hz

BAND EDGE

Test Result

Band	Channel	Freq (MHz)	Result (dBm)	Limit(dBm)	Verdict
GSM850	128	823.97	-17.16	-13	PASS
GSM850	251	849.02	-14.95	-13	PASS
EGPRS850	128	824.00	-16.26	-13	PASS
EGPRS850	251	849.01	-19.89	-13	PASS

Test Graphs

GSM850-128-3

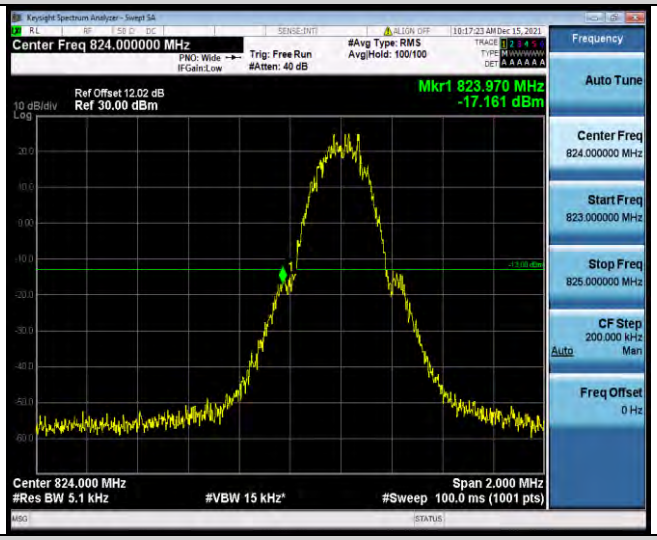

GSM850-251-3

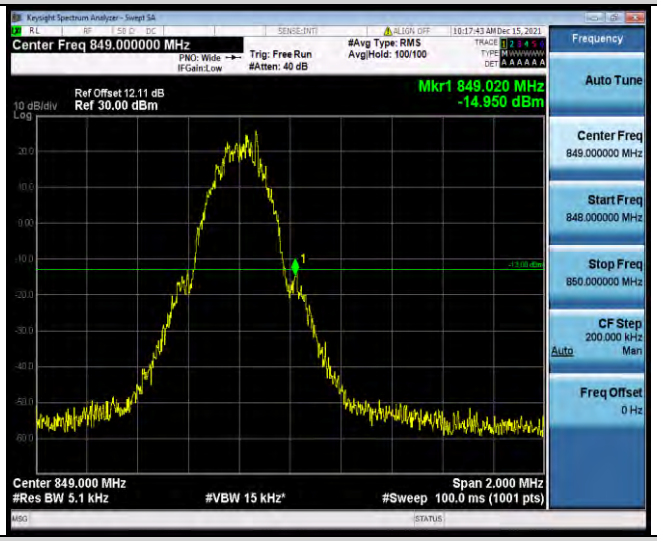

EGPRS850-128-8

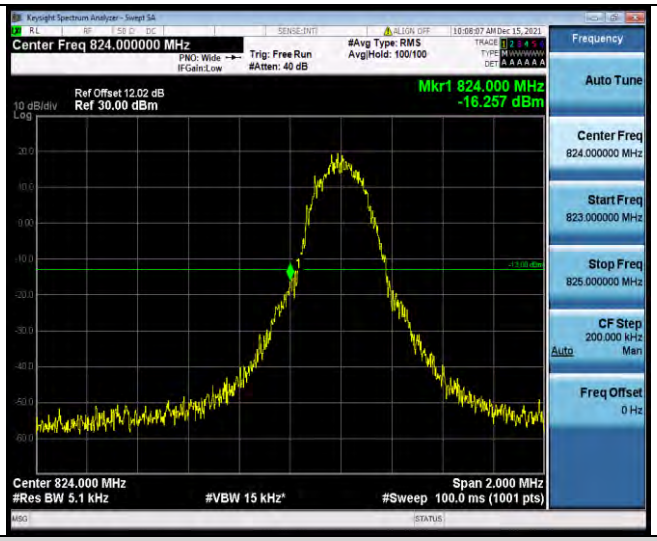

EGPRS850-251-8

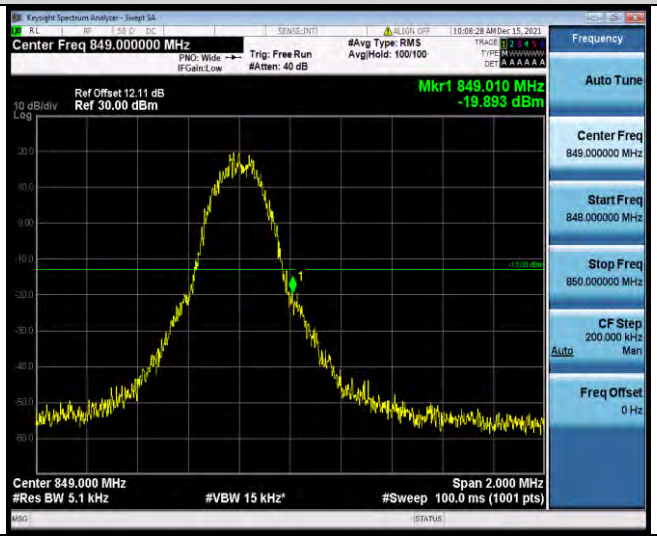

CONDUCTED SPURIOUS EMISSION

Test Result

Band	Channel	Frequency Range(MHz)	Max.Freq. (MHz)	Result (dBm)	Limit (dBm)	Verdict
GSM850	128	30~1000MHz	932.81	-47.64	-13	PASS
GSM850	128	1000~10000MHz	2546.5	-42.68	-13	PASS
GSM850	190	30~1000MHz	950.43	-47.95	-13	PASS
GSM850	190	1000~10000MHz	2546.5	-43.59	-13	PASS
GSM850	251	30~1000MHz	950.95	-47.75	-13	PASS
GSM850	251	1000~10000MHz	2546.8	-42.22	-13	PASS
EGPRS850	128	30~1000MHz	964.21	-47.88	-13	PASS
EGPRS850	128	1000~10000MHz	3803.8	-44.51	-13	PASS
EGPRS850	190	30~1000MHz	946.29	-47.68	-13	PASS
EGPRS850	190	1000~10000MHz	3796.6	-44.53	-13	PASS
EGPRS850	251	30~1000MHz	961.78	-48.16	-13	PASS
EGPRS850	251	1000~10000MHz	3763.3	-44.48	-13	PASS

Test Graphs

GSM850-128-3-30~1000MHz

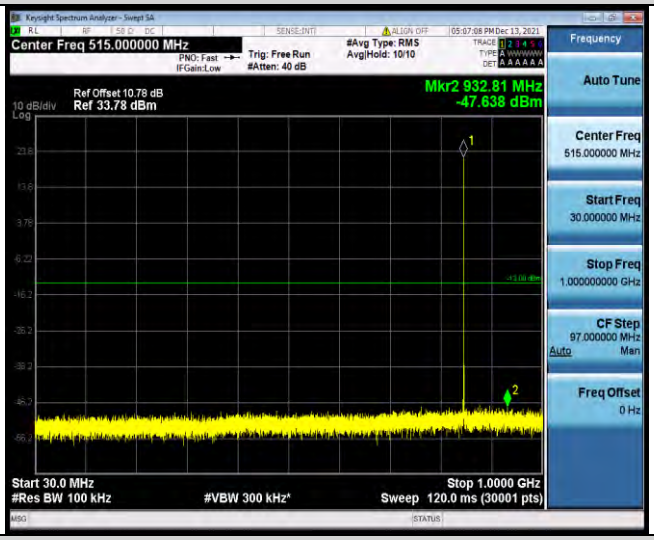

GSM850-128-3-1000~10000MHz

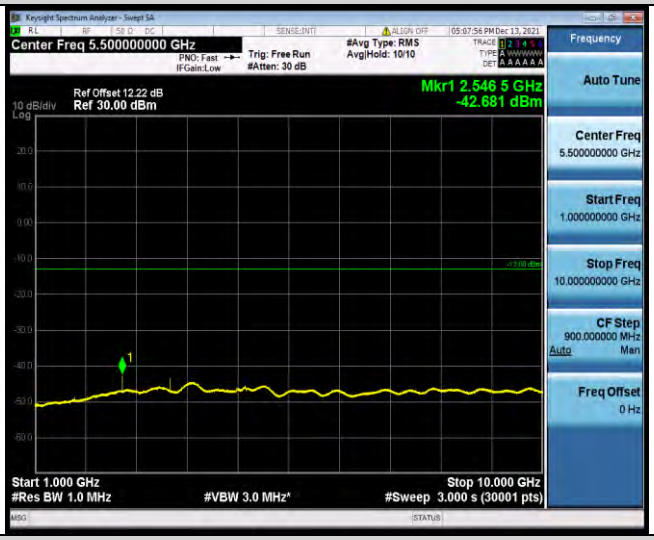

GSM850-190-3-30~1000MHz

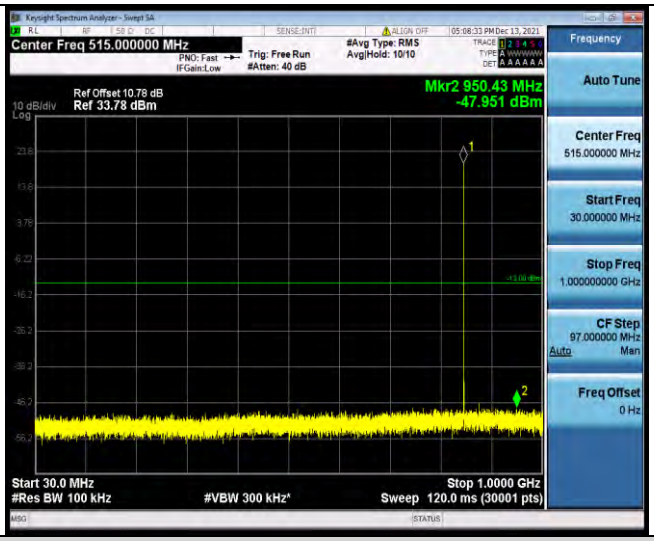

GSM850-190-3-1000~10000MHz

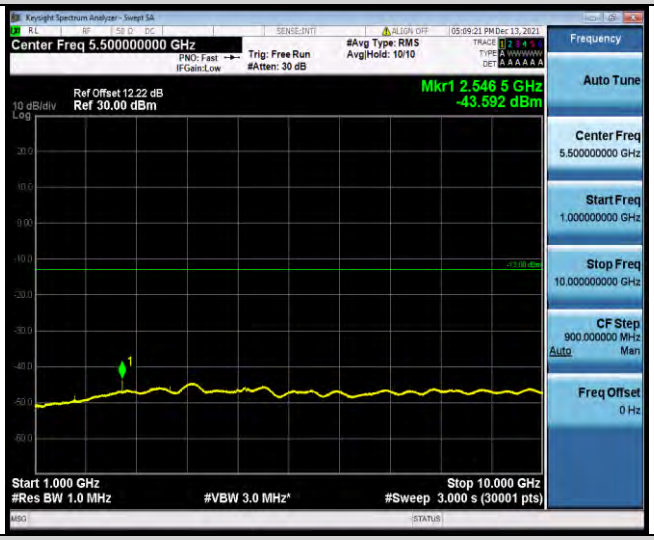

GSM850-251-3-30~1000MHz

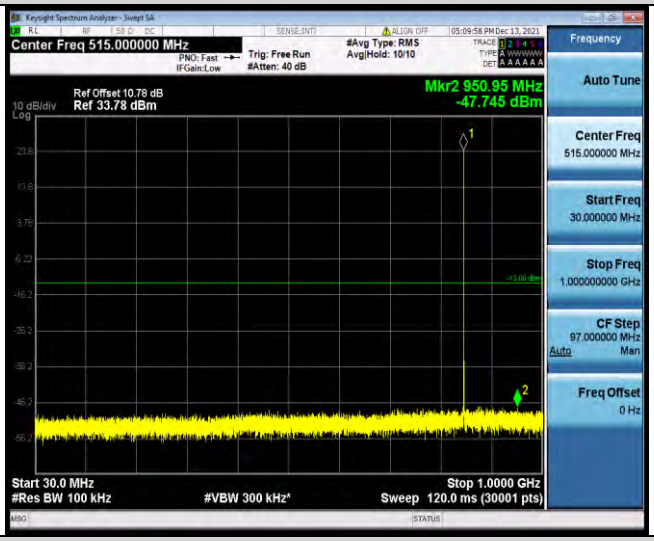

GSM850-251-3-1000~10000MHz

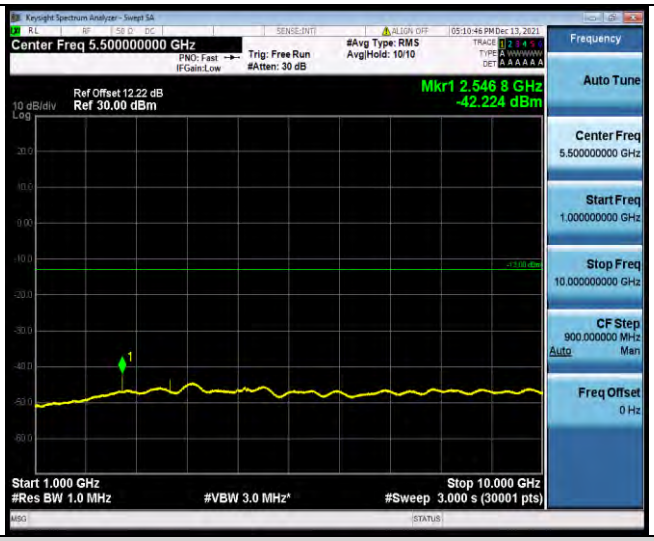

EGPRS850-128-8-30~1000MHz

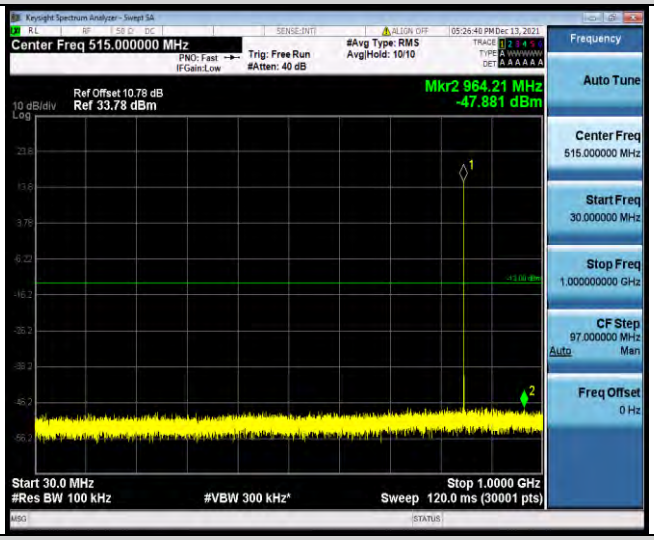

EGPRS850-128-8-1000~10000MHz

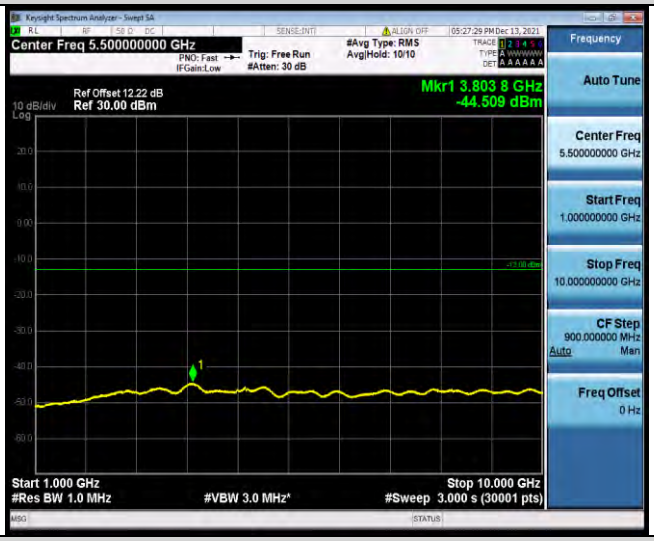

EGPRS850-190-8-30~1000MHz

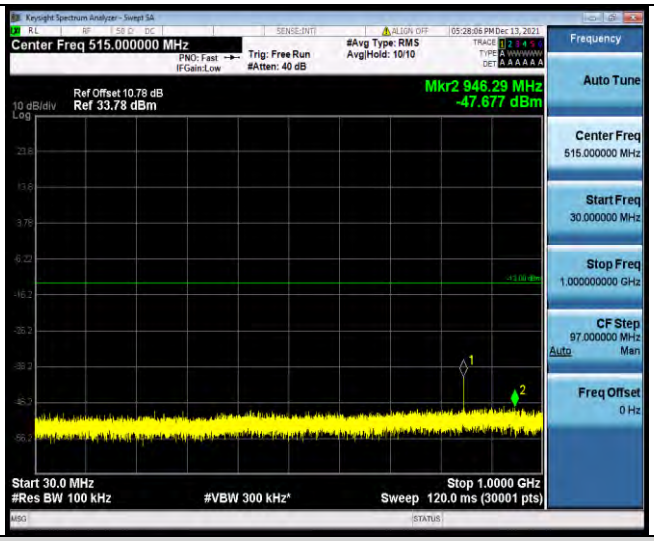

EGPRS850-190-8-1000~10000MHz

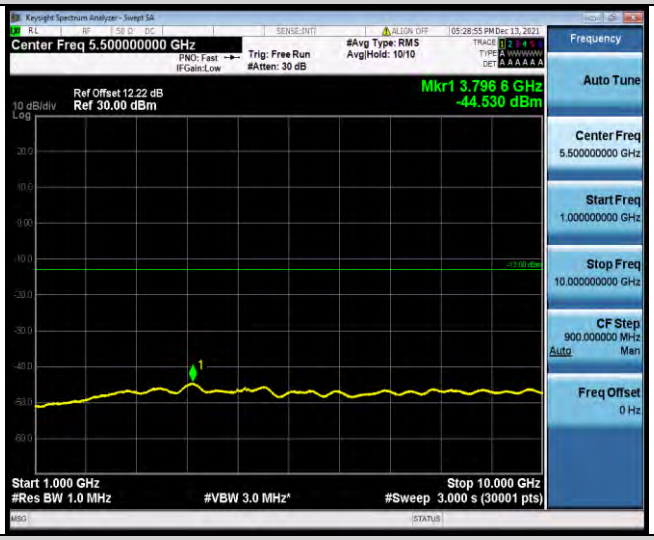

EGPRS850-251-8-30~1000MHz

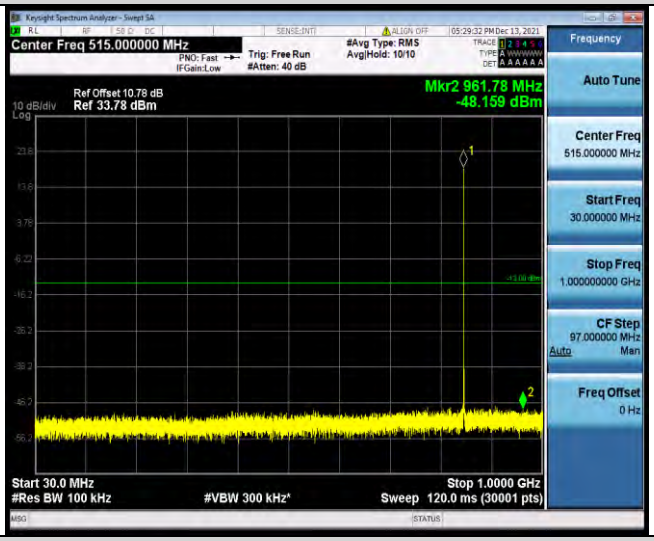

EGPRS850-251-8-1000~10000MHz

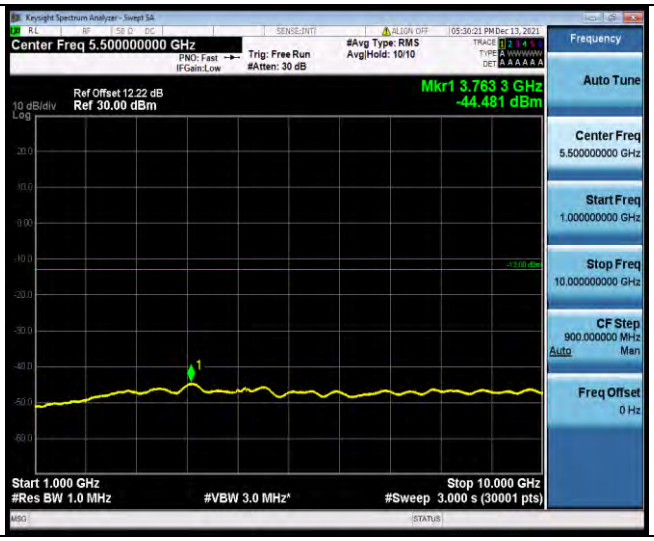

FREQUENCY STABILITY

Test Result

Voltage							
Band	Channel	Voltage [Vdc]	Temperature (℃)	Deviation (Hz)	Deviation (ppm)	Limit (ppm)	Verdict
GSM850	128	VL	NT	2.16	0.002621	±2.5	PASS
GSM850	128	VN	NT	-7.43	-0.009015	±2.5	PASS
GSM850	128	VH	NT	-0.16	-0.000194	±2.5	PASS
GSM850	190	VL	NT	4.16	0.004973	±2.5	PASS
GSM850	190	VN	NT	1.26	0.001506	±2.5	PASS
GSM850	190	VH	NT	4.52	0.005403	±2.5	PASS
GSM850	251	VL	NT	-5.39	-0.006350	±2.5	PASS
GSM850	251	VN	NT	0.32	0.000377	±2.5	PASS
GSM850	251	VH	NT	-6.42	-0.007564	±2.5	PASS
EGPRS850	128	VL	NT	3.78	0.004586	±2.5	PASS
EGPRS850	128	VN	NT	18.82	0.022834	±2.5	PASS
EGPRS850	128	VH	NT	12.59	0.015275	±2.5	PASS
EGPRS850	190	VL	NT	-0.10	-0.000120	±2.5	PASS
EGPRS850	190	VN	NT	4.00	0.004781	±2.5	PASS
EGPRS850	190	VH	NT	0.03	0.000036	±2.5	PASS
EGPRS850	251	VL	NT	10.69	0.012594	±2.5	PASS
EGPRS850	251	VN	NT	1.61	0.001897	±2.5	PASS
EGPRS850	251	VH	NT	0.58	0.000683	±2.5	PASS

Temperature							
Band	Channel	Voltage [Vdc]	Temperature (℃)	Deviation (Hz)	Deviation (ppm)	Limit (ppm)	Verdict
GSM850	128	NV	-30	-2.16	-0.002621	±2.5	PASS

GSM850	128	NV	-20	-3.16	-0.003834	±2.5	PASS
GSM850	128	NV	-10	2.45	0.002973	±2.5	PASS
GSM850	128	NV	0	2.91	0.003531	±2.5	PASS
GSM850	128	NV	10	-1.32	-0.001602	±2.5	PASS
GSM850	128	NV	20	0.10	0.000121	±2.5	PASS
GSM850	128	NV	30	2.23	0.002706	±2.5	PASS
GSM850	128	NV	40	3.26	0.003955	±2.5	PASS
GSM850	128	NV	50	4.52	0.005484	±2.5	PASS
GSM850	190	NV	-30	1.42	0.001697	±2.5	PASS
GSM850	190	NV	-20	2.16	0.002582	±2.5	PASS
GSM850	190	NV	-10	6.23	0.007447	±2.5	PASS
GSM850	190	NV	0	6.65	0.007949	±2.5	PASS
GSM850	190	NV	10	3.26	0.003897	±2.5	PASS
GSM850	190	NV	20	4.20	0.005020	±2.5	PASS
GSM850	190	NV	30	6.49	0.007758	±2.5	PASS
GSM850	190	NV	40	4.75	0.005678	±2.5	PASS
GSM850	190	NV	50	4.88	0.005833	±2.5	PASS
GSM850	251	NV	-30	-6.04	-0.007116	±2.5	PASS
GSM850	251	NV	-20	-3.33	-0.003923	±2.5	PASS
GSM850	251	NV	-10	-7.88	-0.009284	±2.5	PASS
GSM850	251	NV	0	-4.68	-0.005514	±2.5	PASS
GSM850	251	NV	10	-2.00	-0.002356	±2.5	PASS
GSM850	251	NV	20	-3.45	-0.004065	±2.5	PASS
GSM850	251	NV	30	-6.88	-0.008106	±2.5	PASS
GSM850	251	NV	40	3.39	0.003994	±2.5	PASS
GSM850	251	NV	50	-3.10	-0.003652	±2.5	PASS
EGPRS850	128	NV	-30	-3.68	-0.004465	±2.5	PASS
EGPRS850	128	NV	-20	-4.62	-0.005605	±2.5	PASS
EGPRS850	128	NV	-10	-0.39	-0.000473	±2.5	PASS
EGPRS850	128	NV	0	0.16	0.000194	±2.5	PASS
EGPRS850	128	NV	10	1.29	0.001565	±2.5	PASS
EGPRS850	128	NV	20	-5.84	-0.007086	±2.5	PASS
EGPRS850	128	NV	30	-8.30	-0.010070	±2.5	PASS
EGPRS850	128	NV	40	-1.00	-0.001213	±2.5	PASS
EGPRS850	128	NV	50	12.27	0.014887	±2.5	PASS
EGPRS850	190	NV	-30	-5.71	-0.006825	±2.5	PASS
EGPRS850	190	NV	-20	1.32	0.001578	±2.5	PASS
EGPRS850	190	NV	-10	-4.16	-0.004973	±2.5	PASS
EGPRS850	190	NV	0	-0.32	-0.000383	±2.5	PASS
EGPRS850	190	NV	10	-10.59	-0.012658	±2.5	PASS
EGPRS850	190	NV	20	2.81	0.003359	±2.5	PASS
EGPRS850	190	NV	30	-5.26	-0.006287	±2.5	PASS
EGPRS850	190	NV	40	9.27	0.011081	±2.5	PASS
EGPRS850	190	NV	50	-3.23	-0.003861	±2.5	PASS
EGPRS850	251	NV	-30	3.33	0.003923	±2.5	PASS
EGPRS850	251	NV	-20	-0.36	-0.000424	±2.5	PASS
EGPRS850	251	NV	-10	13.11	0.015445	±2.5	PASS
EGPRS850	251	NV	0	6.13	0.007222	±2.5	PASS
EGPRS850	251	NV	10	6.68	0.007870	±2.5	PASS

EGPRS850	251	NV	20	-11.62	-0.013690	±2.5	PASS
EGPRS850	251	NV	30	0.00	0.000000	±2.5	PASS
EGPRS850	251	NV	40	10.82	0.012747	±2.5	PASS
EGPRS850	251	NV	50	2.32	0.002733	±2.5	PASS

APPENDIX B: WCDMA BAND 5

PEAK-TO-AVERAGE RATIO

Test Result

Band	Channel	Peak-to-Average Ratio(dB)	Limit(dBm)	Verdict
Band5	4132	2.90	13	PASS
Band5	4182	2.78	13	PASS
Band5	4233	2.98	13	PASS

Test Graphs

Band5-4132
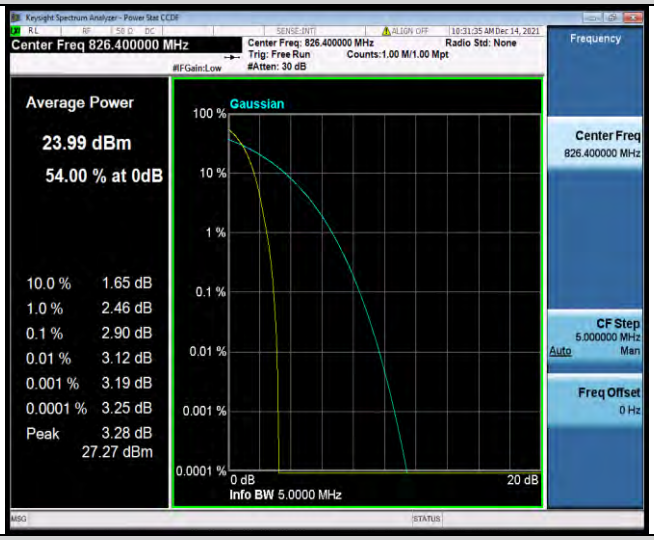

Band5-4182
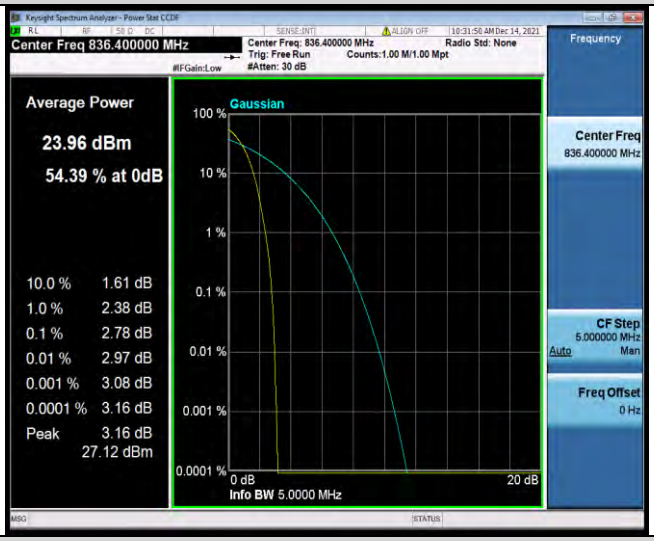

Band5-4233

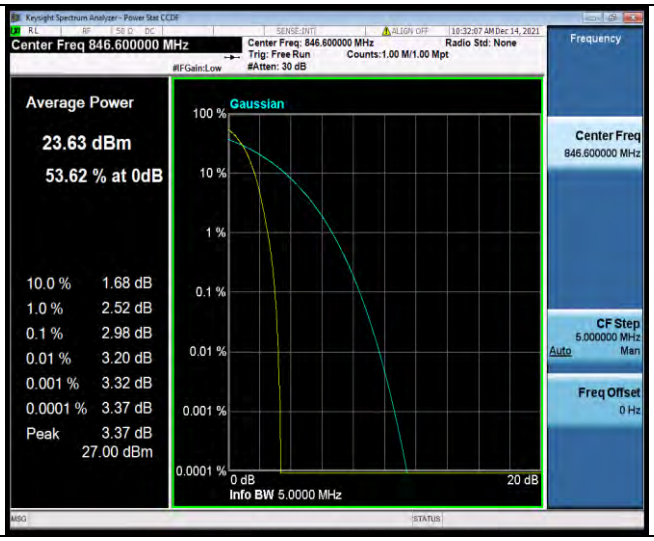

26DB BANDWIDTH AND OCCUPIED BANDWIDTH

Test Result

Band	Channel	Occupied Bandwidth (kHz)	26dB Bandwidth (kHz)	Limit(kHz)	Verdict
Band5	4132	4.1639	4.695	---	PASS
Band5	4182	4.1625	4.701	---	PASS
Band5	4233	4.1678	4.688	---	PASS

Test Graphs

Band5-4132-4.695

Band5-4182-4.701

Band5-4233-4.688

BAND EDGE

Test Result

Band	Channel	Frequency (MHz)	Result (dBm)	Limit(dBm)	Verdict
Band5	4132	824.00	-30.91	-13	PASS
Band5	4233	849.09	-30.09	-13	PASS

Test Graphs

Band5-4132
Band5-4233

CONDUCTED SPURIOUS EMISSION

Test Result

Band	Channel	Frequency Range (Mhz)	Frequency (dBm)	Result (dBm)	Limit (dBm)	Verdict
Band5	4132	30~1000MHz	932.88	-67.11	-13	PASS
Band5	4132	1000~10000MHz	2476.3	-45.8	-13	PASS
Band5	4182	30~1000MHz	951.44	-67.8	-13	PASS
Band5	4182	1000~10000MHz	2512	-45.76	-13	PASS
Band5	4233	30~1000MHz	969.54	-67.68	-13	PASS
Band5	4233	1000~10000MHz	2536.9	-46.89	-13	PASS

Test Graphs

Band5-4132-30~1000MHz
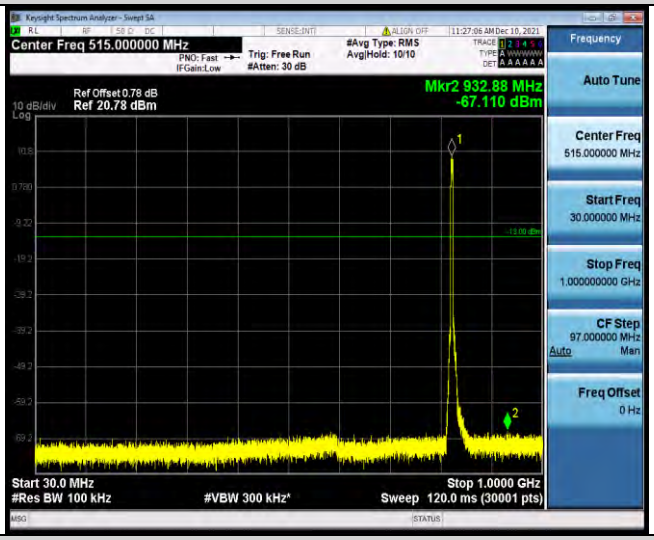
Band5-4132-1000~10000MHz
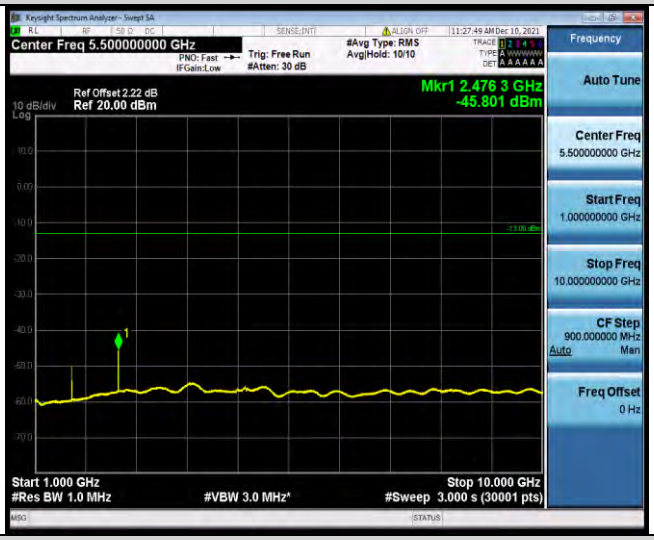
Band5-4182-30~1000MHz

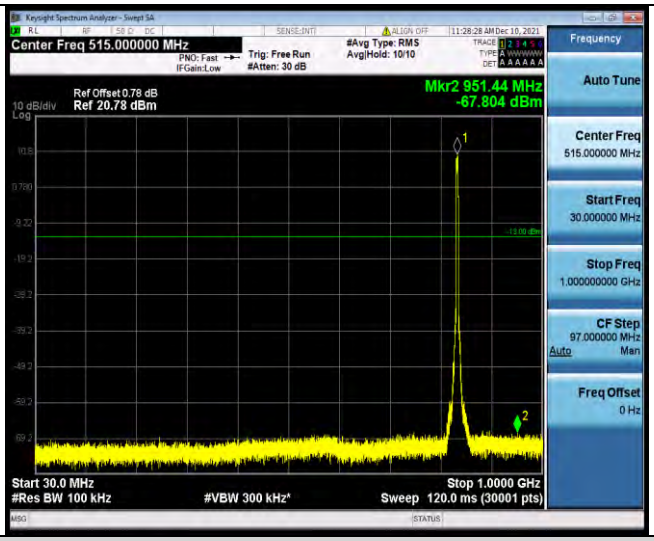

Band5-4182-1000~10000MHz

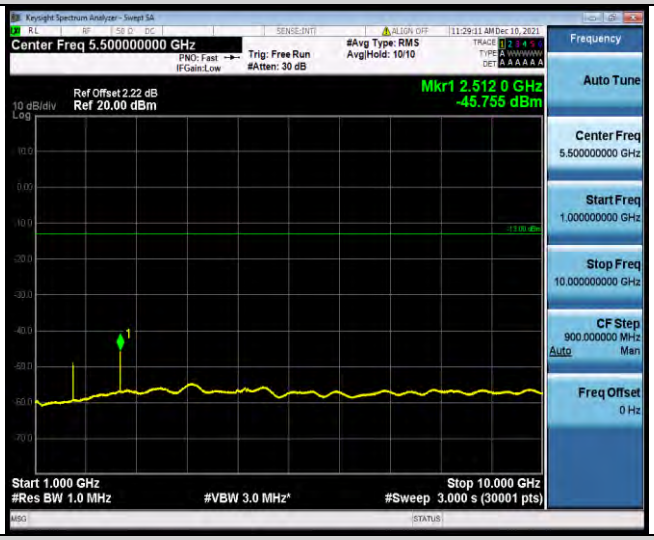

Band5-4233-30~1000MHz

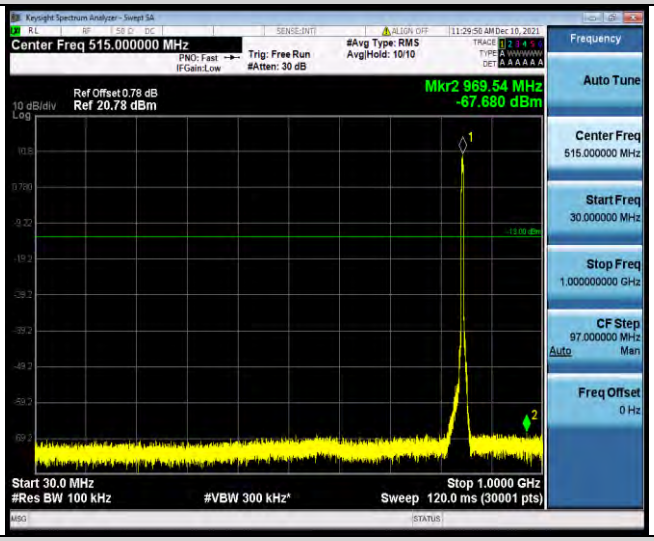

Band5-4233-1000~10000MHz

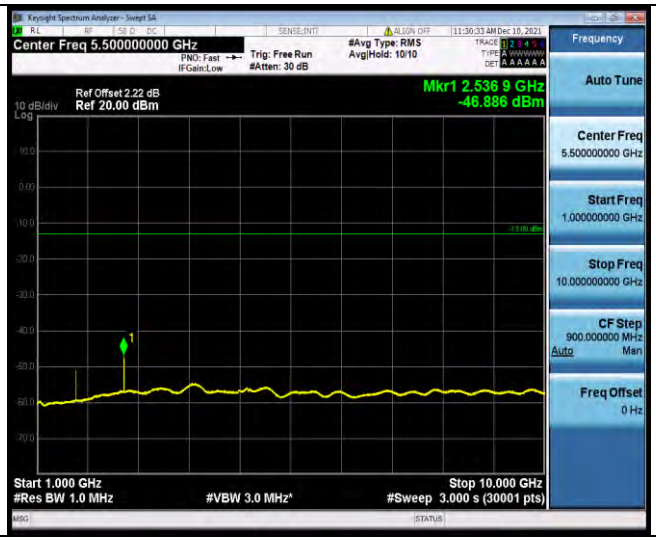

FREQUENCY STABILITY

Test Result

Voltage							
Band	Channel	Voltage (Vdc)	Temperature (℃)	Deviation (Hz)	Deviation (ppm)	Limit (ppm)	Verdict
Band5	4132	VL	NT	0.06	0.000073	±2.5	PASS
Band5	4132	VN	NT	-0.85	-0.001029	±2.5	PASS
Band5	4132	VH	NT	-0.30	-0.000363	±2.5	PASS
Band5	4182	VL	NT	0.80	0.000956	±2.5	PASS
Band5	4182	VN	NT	-0.65	-0.000777	±2.5	PASS
Band5	4182	VH	NT	-0.48	-0.000574	±2.5	PASS
Band5	4233	VL	NT	-2.02	-0.002386	±2.5	PASS
Band5	4233	VN	NT	-2.68	-0.003166	±2.5	PASS
Band5	4233	VH	NT	-0.72	-0.000850	±2.5	PASS

Temperature							
Band	Channel	Voltage (Vdc)	Temperature (℃)	Deviation (Hz)	Deviation (ppm)	Limit (ppm)	Verdict
Band5	4132	NV	-30	-1.02	-0.001234	±2.5	PASS
Band5	4132	NV	-20	-0.07	-0.000085	±2.5	PASS
Band5	4132	NV	0	0.52	0.000629	±2.5	PASS
Band5	4132	NV	10	-2.75	-0.003328	±2.5	PASS
Band5	4132	NV	20	-1.80	-0.002178	±2.5	PASS
Band5	4182	NV	-30	-1.56	-0.001865	±2.5	PASS
Band5	4182	NV	-20	-2.02	-0.002415	±2.5	PASS
Band5	4182	NV	0	-0.21	-0.000251	±2.5	PASS
Band5	4182	NV	10	-1.66	-0.001985	±2.5	PASS
Band5	4182	NV	20	-0.40	-0.000478	±2.5	PASS
Band5	4233	NV	-30	-1.85	-0.002185	±2.5	PASS
Band5	4233	NV	-20	-0.82	-0.000969	±2.5	PASS

Band5	4233	NV	0	-0.80	-0.000945	±2.5	PASS
Band5	4233	NV	10	-0.72	-0.000850	±2.5	PASS
Band5	4233	NV	20	0.34	0.000402	±2.5	PASS

APPENDIX C: LTE BAND 5

PEAK-TO-AVERAGE RATIO(CCDF)

Test Result

Band	Bandwidth	Modulation	Channel	RB Configuration	Result(dB)	Limit(dB)	Verdict
Band5	1.4MHz	QPSK	20407	1RB#0	4.15	13	PASS
Band5	1.4MHz	QPSK	20407	6RB#0	4.83	13	PASS
Band5	1.4MHz	QPSK	20525	1RB#0	4.18	13	PASS
Band5	1.4MHz	QPSK	20525	6RB#0	4.89	13	PASS
Band5	1.4MHz	QPSK	20643	1RB#0	4.26	13	PASS
Band5	1.4MHz	QPSK	20643	6RB#0	5.26	13	PASS
Band5	1.4MHz	16QAM	20407	1RB#0	4.65	13	PASS
Band5	1.4MHz	16QAM	20407	6RB#0	5.66	13	PASS
Band5	1.4MHz	16QAM	20525	1RB#0	4.85	13	PASS
Band5	1.4MHz	16QAM	20525	6RB#0	5.62	13	PASS
Band5	1.4MHz	16QAM	20643	1RB#0	5.12	13	PASS
Band5	1.4MHz	16QAM	20643	6RB#0	5.96	13	PASS
Band5	1.4MHz	64QAM	20407	1RB#0	4.24	13	PASS
Band5	1.4MHz	64QAM	20407	6RB#0	4.88	13	PASS
Band5	1.4MHz	64QAM	20525	1RB#0	4.40	13	PASS
Band5	1.4MHz	64QAM	20525	6RB#0	4.95	13	PASS
Band5	1.4MHz	64QAM	20643	1RB#0	4.25	13	PASS
Band5	1.4MHz	64QAM	20643	6RB#0	5.24	13	PASS
Band5	3MHz	QPSK	20415	1RB#0	4.22	13	PASS
Band5	3MHz	QPSK	20415	15RB#0	4.98	13	PASS
Band5	3MHz	QPSK	20525	1RB#0	4.29	13	PASS
Band5	3MHz	QPSK	20525	15RB#0	4.97	13	PASS
Band5	3MHz	QPSK	20635	1RB#0	4.13	13	PASS
Band5	3MHz	QPSK	20635	15RB#0	5.13	13	PASS
Band5	3MHz	16QAM	20415	1RB#0	5.09	13	PASS
Band5	3MHz	16QAM	20415	15RB#0	5.93	13	PASS
Band5	3MHz	16QAM	20525	1RB#0	5.62	13	PASS
Band5	3MHz	16QAM	20525	15RB#0	5.68	13	PASS
Band5	3MHz	16QAM	20635	1RB#0	5.19	13	PASS
Band5	3MHz	16QAM	20635	15RB#0	6.10	13	PASS
Band5	3MHz	64QAM	20415	1RB#0	4.19	13	PASS
Band5	3MHz	64QAM	20415	15RB#0	5.03	13	PASS
Band5	3MHz	64QAM	20525	1RB#0	4.40	13	PASS
Band5	3MHz	64QAM	20525	15RB#0	4.98	13	PASS
Band5	3MHz	64QAM	20635	1RB#0	4.10	13	PASS
Band5	3MHz	64QAM	20635	15RB#0	5.19	13	PASS
Band5	5MHz	QPSK	20425	1RB#0	4.09	13	PASS
Band5	5MHz	QPSK	20425	25RB#0	5.19	13	PASS
Band5	5MHz	QPSK	20525	1RB#0	4.65	13	PASS
Band5	5MHz	QPSK	20525	25RB#0	4.89	13	PASS
Band5	5MHz	QPSK	20625	1RB#0	4.13	13	PASS
Band5	5MHz	QPSK	20625	25RB#0	5.08	13	PASS

Band5	5MHz	16QAM	20425	1RB#0	4.95	13	PASS
Band5	5MHz	16QAM	20425	25RB#0	5.98	13	PASS
Band5	5MHz	16QAM	20525	1RB#0	5.45	13	PASS
Band5	5MHz	16QAM	20525	25RB#0	5.65	13	PASS
Band5	5MHz	16QAM	20625	1RB#0	4.91	13	PASS
Band5	5MHz	16QAM	20625	25RB#0	5.93	13	PASS
Band5	5MHz	64QAM	20425	1RB#0	4.19	13	PASS
Band5	5MHz	64QAM	20425	25RB#0	5.15	13	PASS
Band5	5MHz	64QAM	20525	1RB#0	4.63	13	PASS
Band5	5MHz	64QAM	20525	25RB#0	4.98	13	PASS
Band5	5MHz	64QAM	20625	1RB#0	4.19	13	PASS
Band5	5MHz	64QAM	20625	25RB#0	5.07	13	PASS
Band5	10MHz	QPSK	20450	1RB#0	4.19	13	PASS
Band5	10MHz	QPSK	20450	50RB#0	5.31	13	PASS
Band5	10MHz	QPSK	20525	1RB#0	4.82	13	PASS
Band5	10MHz	QPSK	20525	50RB#0	4.98	13	PASS
Band5	10MHz	QPSK	20600	1RB#0	3.88	13	PASS
Band5	10MHz	QPSK	20600	50RB#0	5.07	13	PASS
Band5	10MHz	16QAM	20450	1RB#0	5.25	13	PASS
Band5	10MHz	16QAM	20450	50RB#0	6.08	13	PASS
Band5	10MHz	16QAM	20525	1RB#0	5.62	13	PASS
Band5	10MHz	16QAM	20525	50RB#0	5.82	13	PASS
Band5	10MHz	16QAM	20600	1RB#0	5.06	13	PASS
Band5	10MHz	16QAM	20600	50RB#0	5.93	13	PASS
Band5	10MHz	64QAM	20450	1RB#0	4.30	13	PASS
Band5	10MHz	64QAM	20450	50RB#0	5.38	13	PASS
Band5	10MHz	64QAM	20525	1RB#0	4.93	13	PASS
Band5	10MHz	64QAM	20525	50RB#0	5.22	13	PASS
Band5	10MHz	64QAM	20600	1RB#0	3.95	13	PASS
Band5	10MHz	64QAM	20600	50RB#0	5.25	13	PASS

Test Graphs

Band5-1.4MHz-QPSK-20407-1RB#0

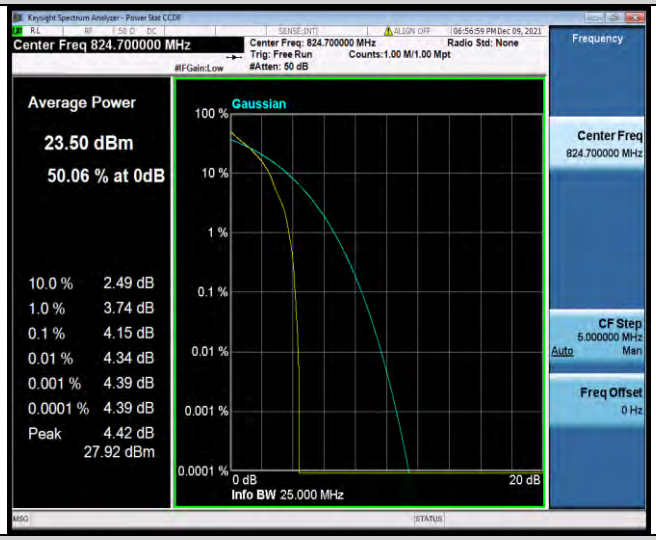

Band5-1.4MHz-QPSK-20407-6RB#0

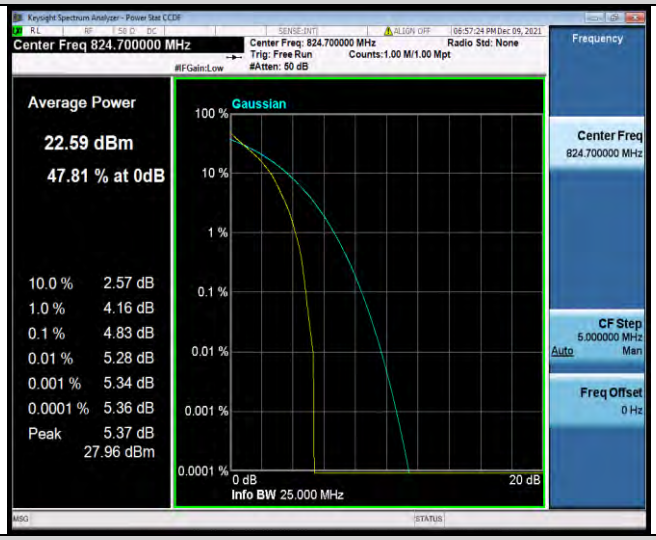

Band5-1.4MHz-QPSK-20525-1RB#0

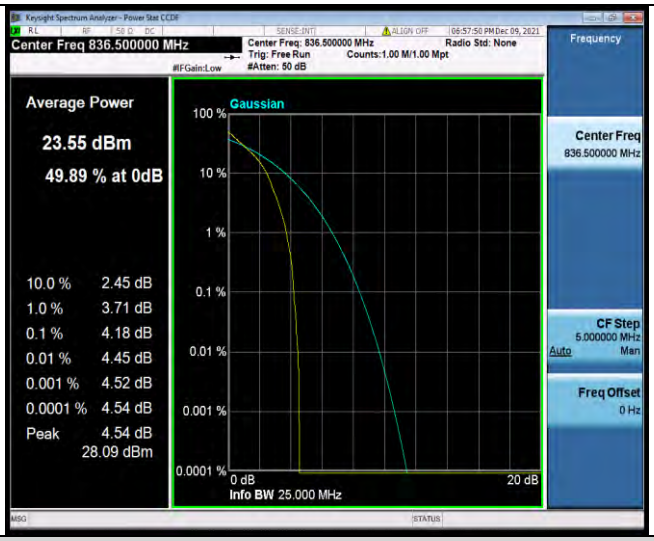

Band5-1.4MHz-QPSK-20525-6RB#0

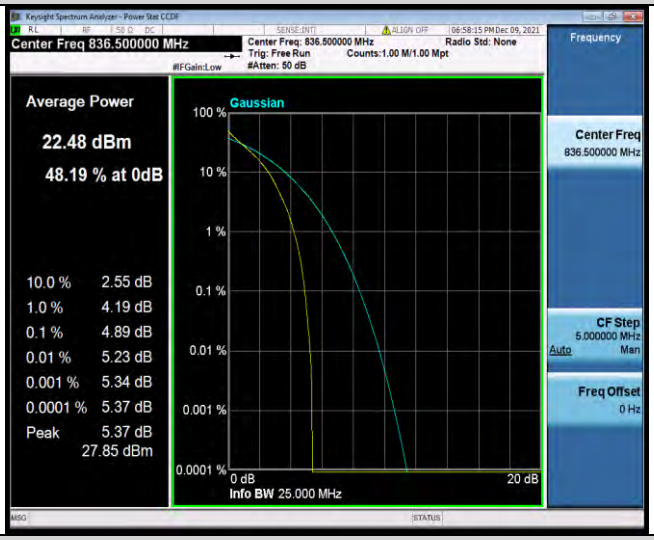

Band5-1.4MHz-QPSK-20643-1RB#0

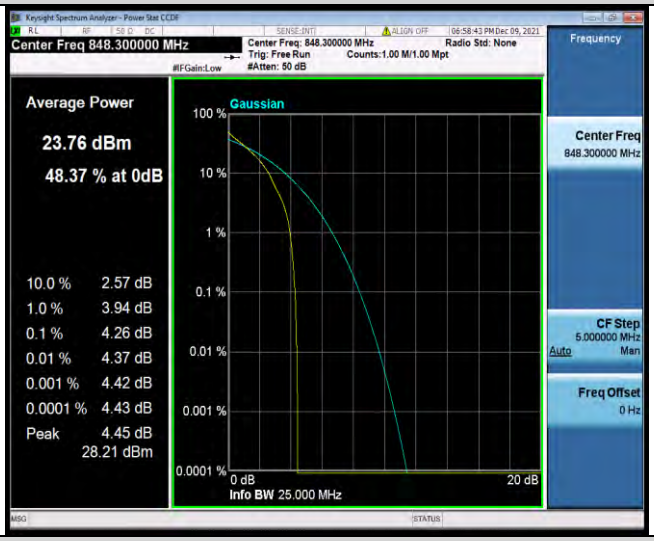

Band5-1.4MHz-QPSK-20643-6RB#0

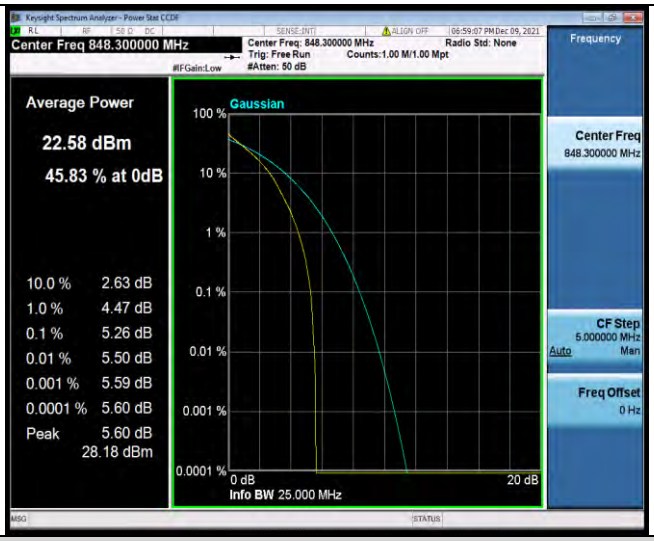

Band5-1.4MHz-16QAM-20407-1RB#0

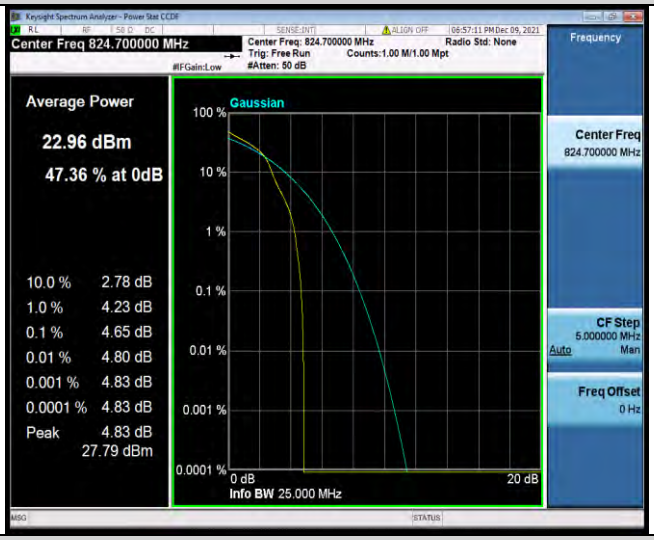

Band5-1.4MHz-16QAM-20407-6RB#0

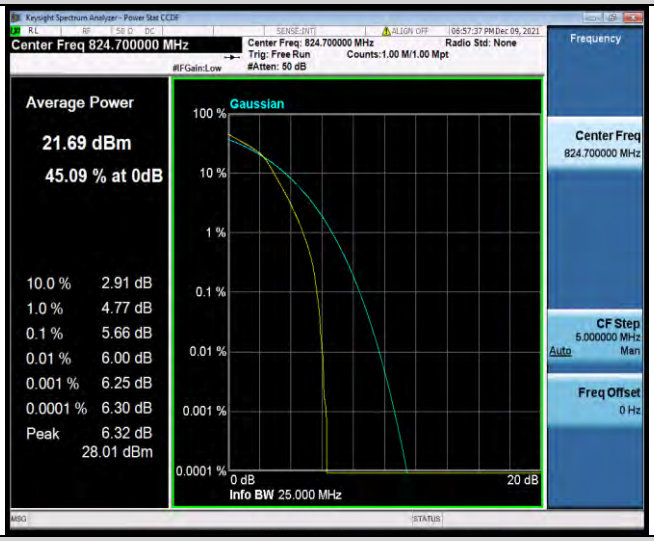

Band5-1.4MHz-16QAM-20525-1RB#0

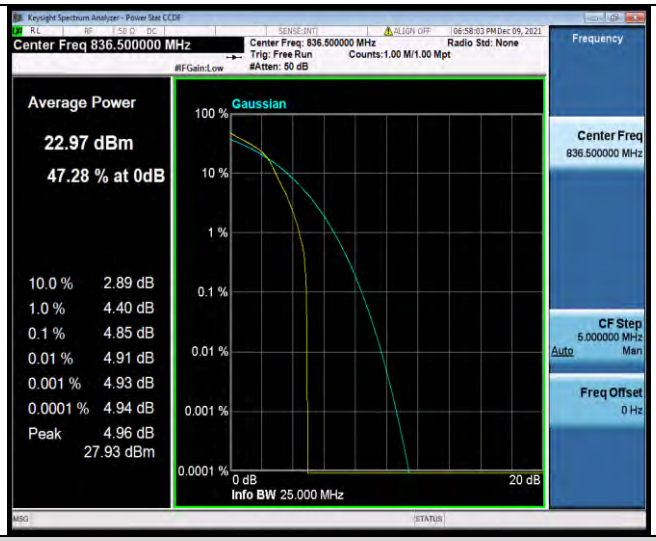

Band5-1.4MHz-16QAM-20525-6RB#0

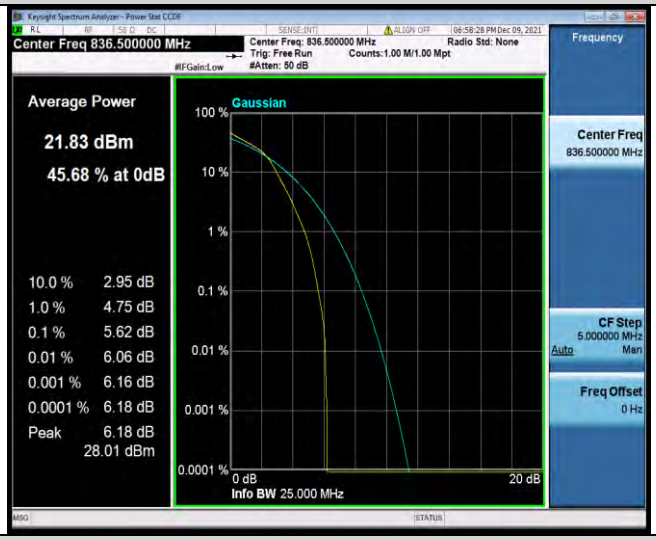

Band5-1.4MHz-16QAM-20643-1RB#0

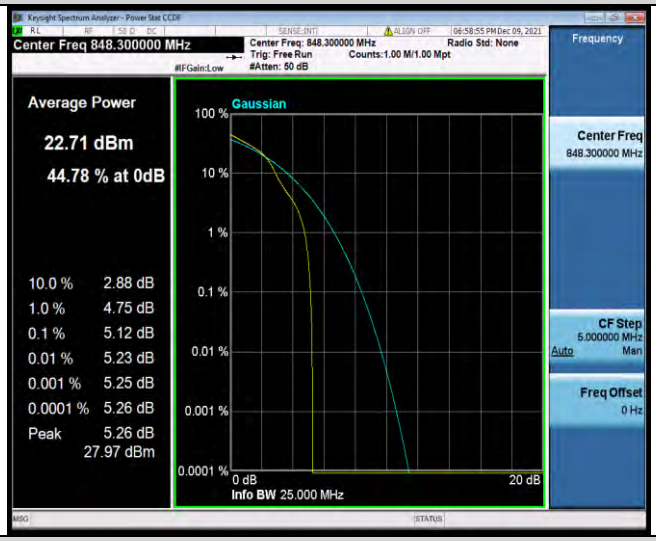

Band5-1.4MHz-16QAM-20643-6RB#0

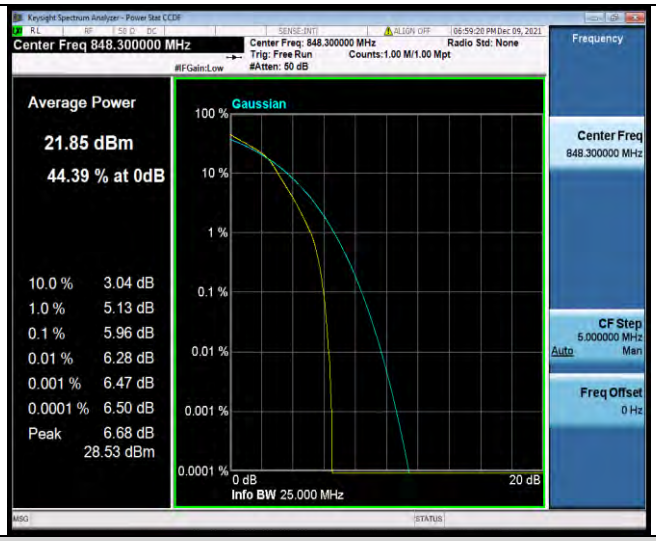

Band5-1.4MHz-64QAM-20407-1RB#0

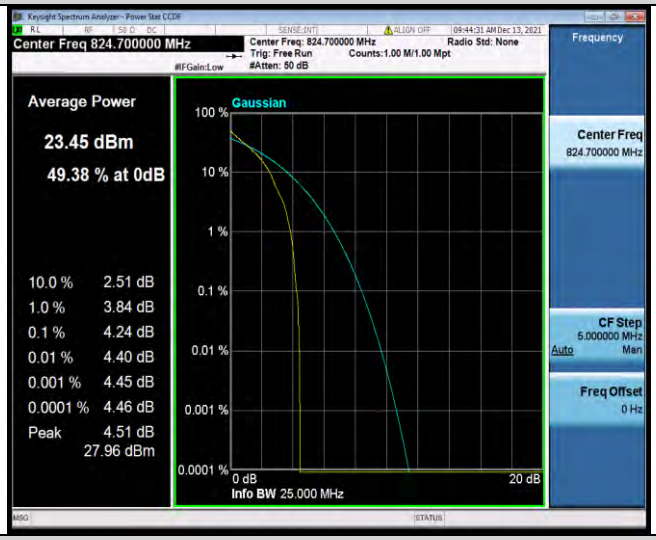

Band5-1.4MHz-64QAM-20407-6RB#0

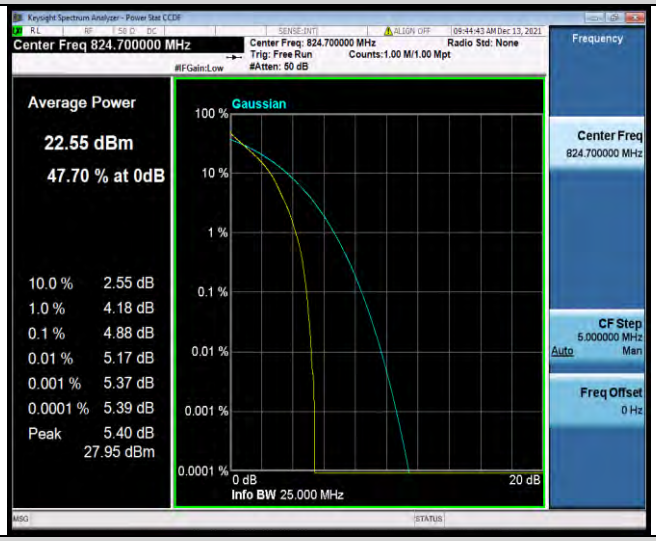

Band5-1.4MHz-64QAM-20525-1RB#0

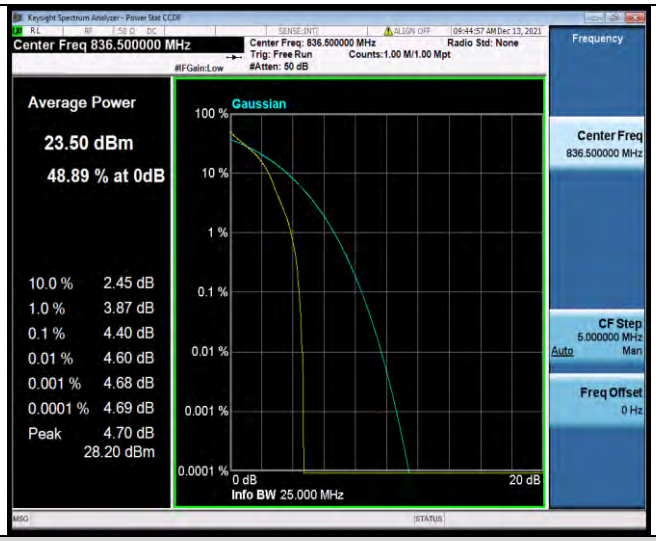

Band5-1.4MHz-64QAM-20525-6RB#0

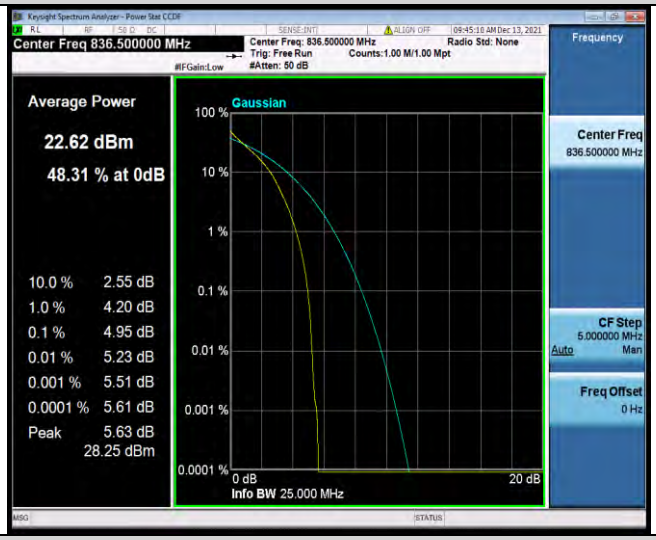

Band5-1.4MHz-64QAM-20643-1RB#0

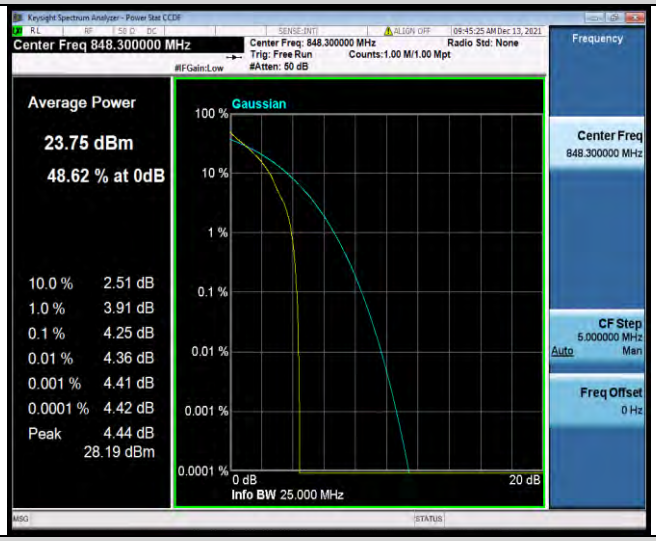

Band5-1.4MHz-64QAM-20643-6RB#0

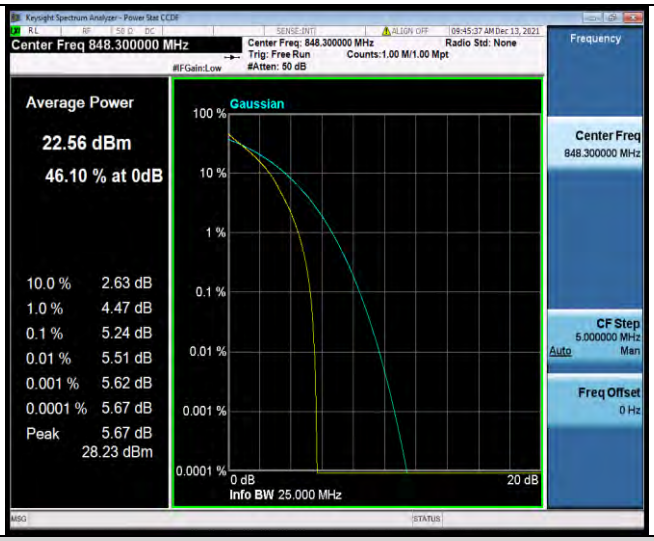

Band5-3MHz-QPSK-20415-1RB#0

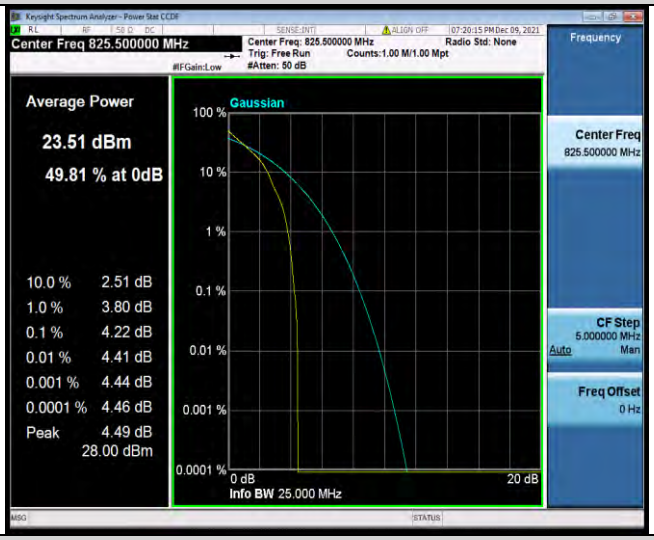

Band5-3MHz-QPSK-20415-15RB#0

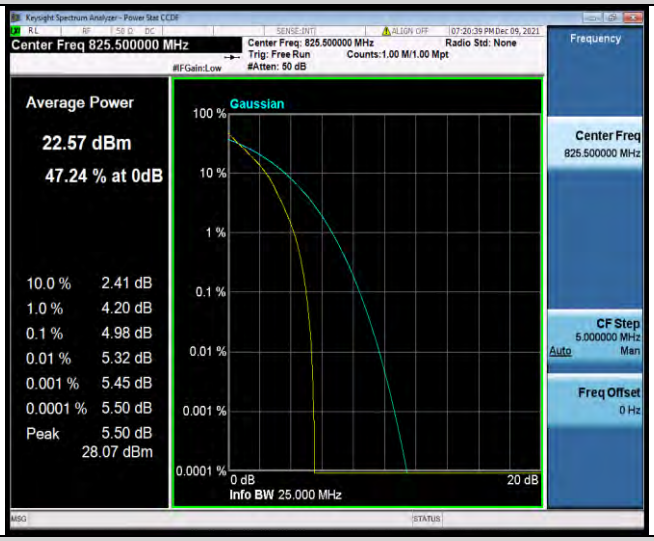

Band5-3MHz-QPSK-20525-1RB#0

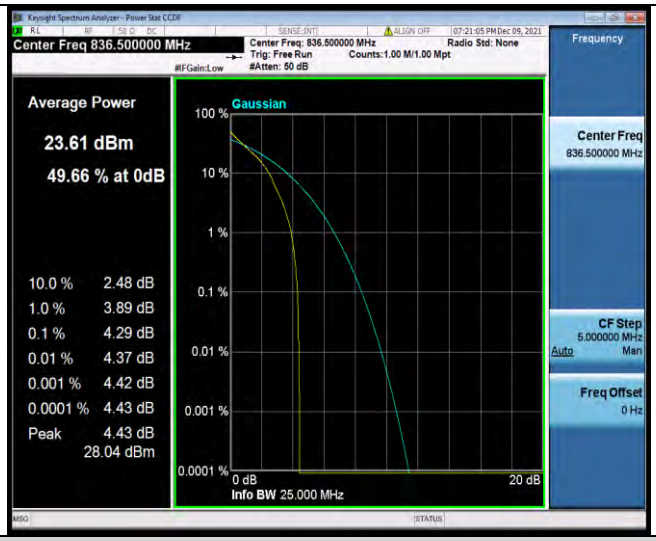

Band5-3MHz-QPSK-20525-15RB#0

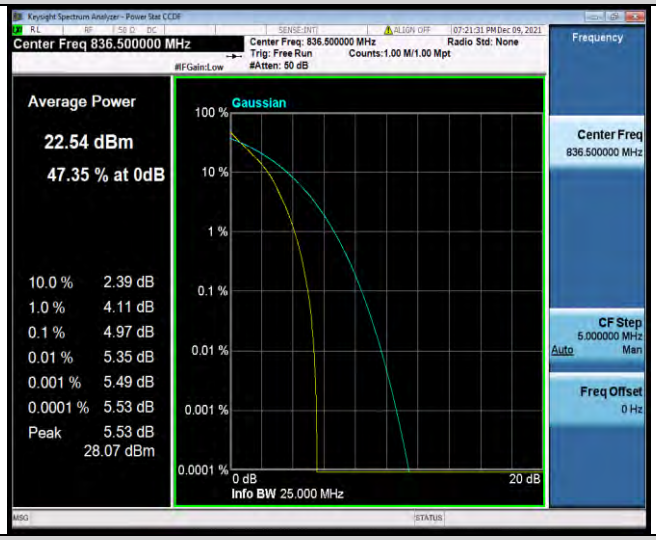

Band5-3MHz-QPSK-20635-1RB#0

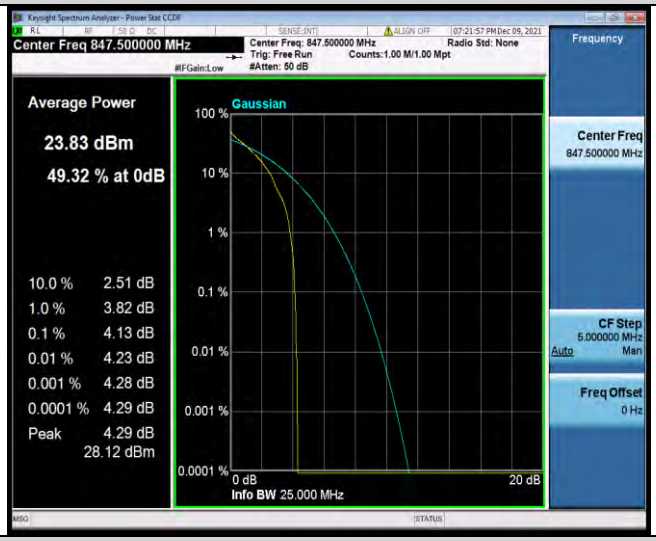

Band5-3MHz-QPSK-20635-15RB#0

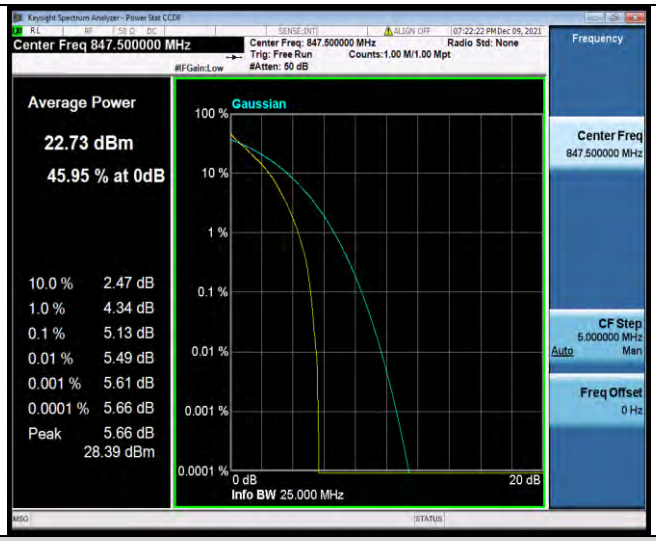

Band5-3MHz-16QAM-20415-1RB#0

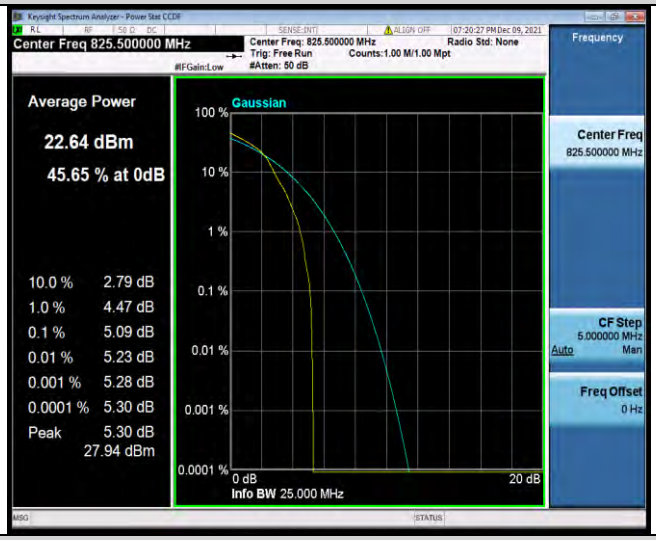

Band5-3MHz-16QAM-20415-15RB#0

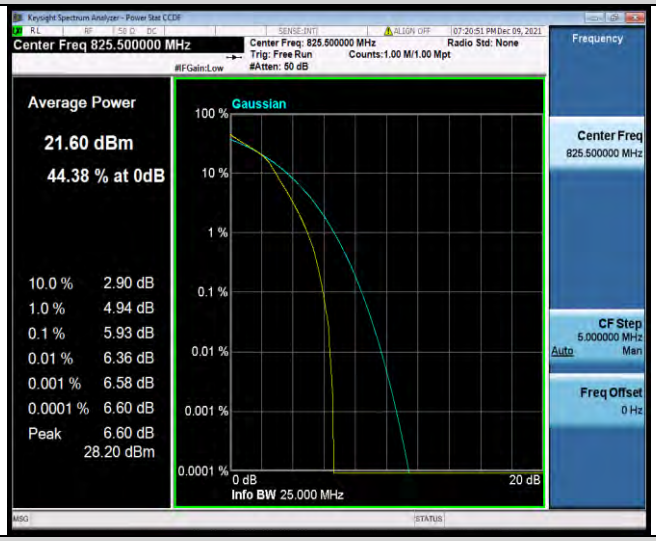

Band5-3MHz-16QAM-20525-1RB#0

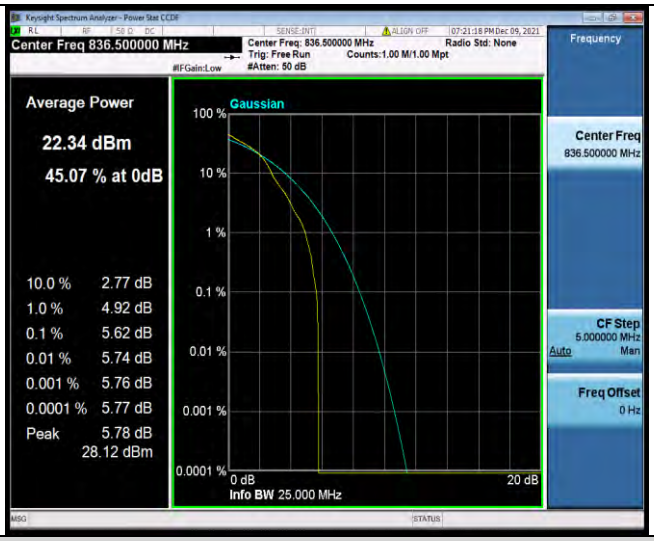

Band5-3MHz-16QAM-20525-15RB#0

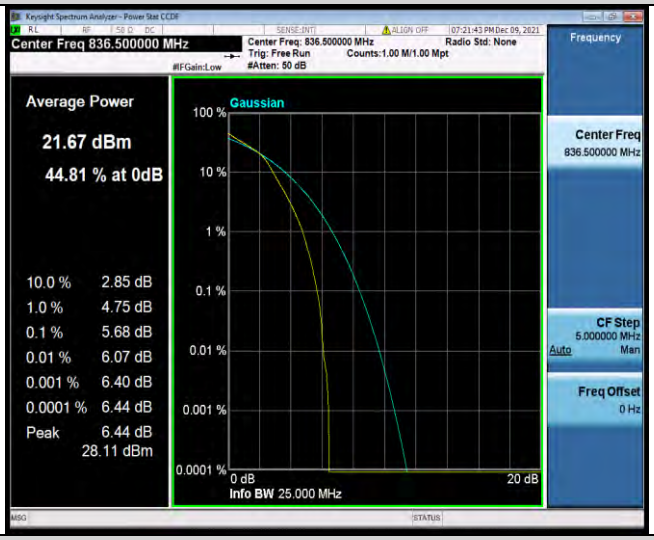

Band5-3MHz-16QAM-20635-1RB#0

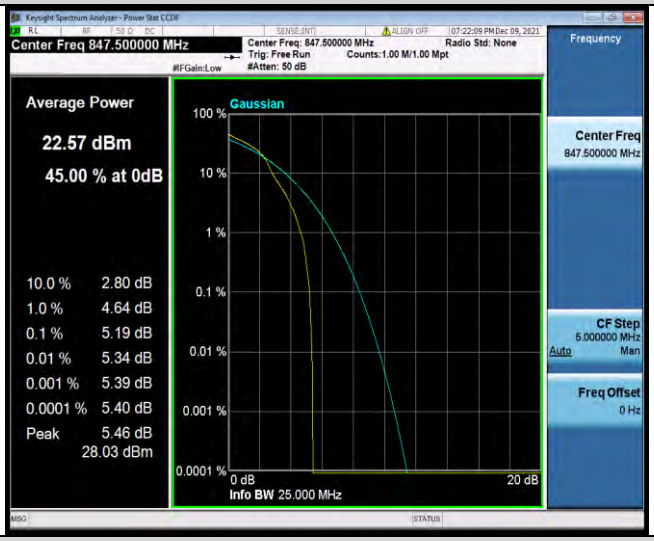

Band5-3MHz-16QAM-20635-15RB#0

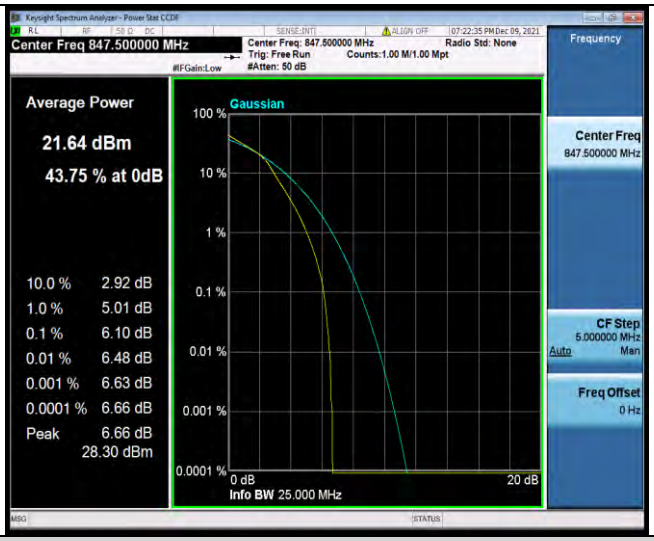

Band5-3MHz-64QAM-20415-1RB#0

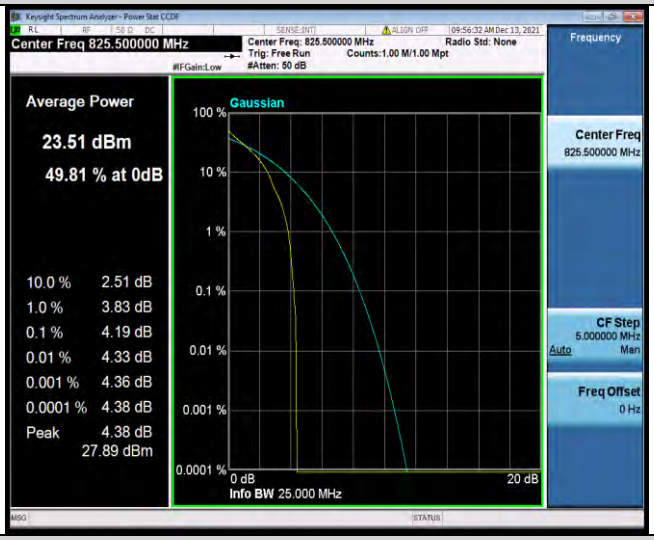

Band5-3MHz-64QAM-20415-15RB#0

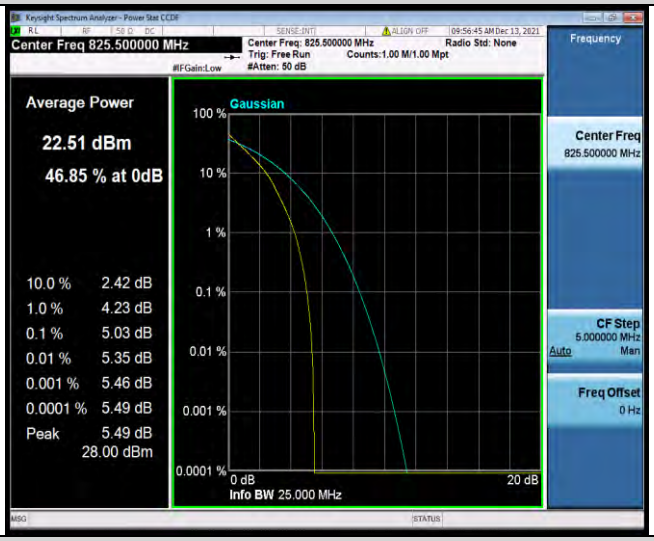

Band5-3MHz-64QAM-20525-1RB#0

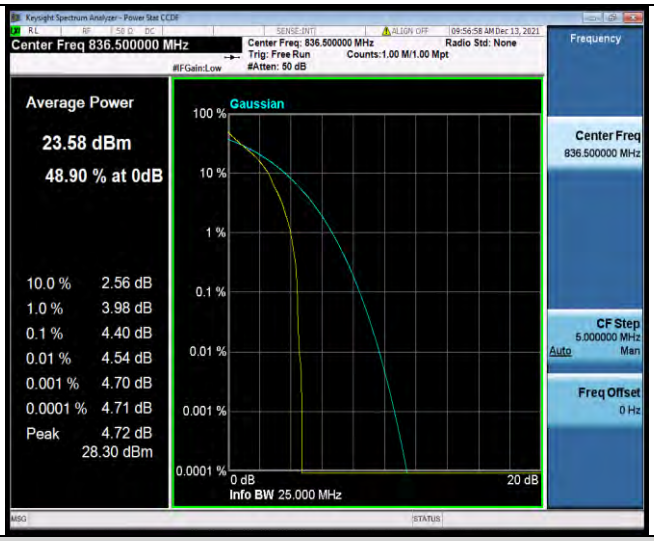

Band5-3MHz-64QAM-20525-15RB#0

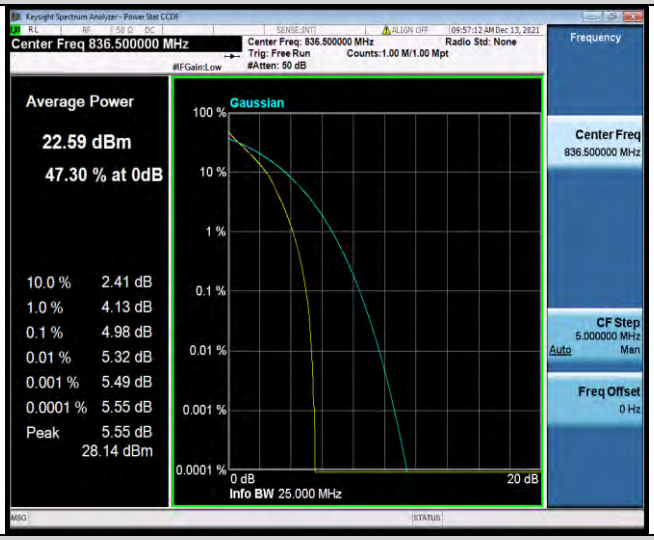

Band5-3MHz-64QAM-20635-1RB#0

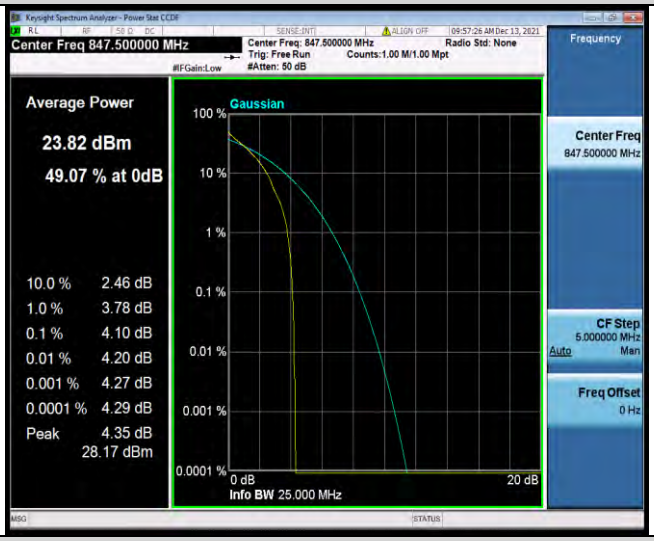

Band5-3MHz-64QAM-20635-15RB#0

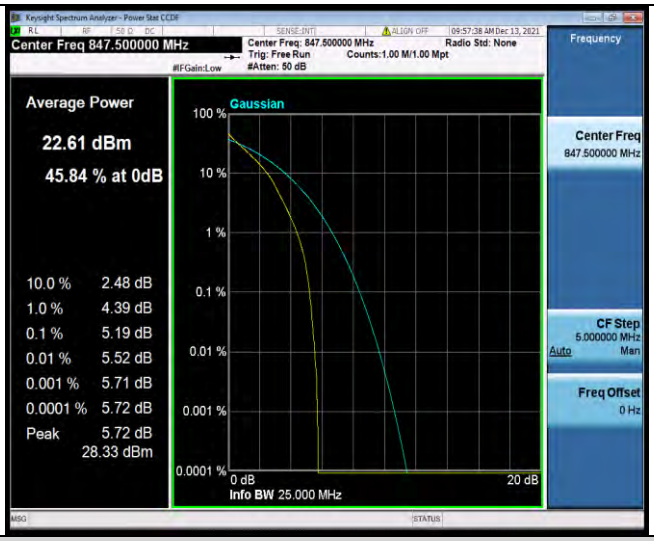

Band5-5MHz-QPSK-20425-1RB#0

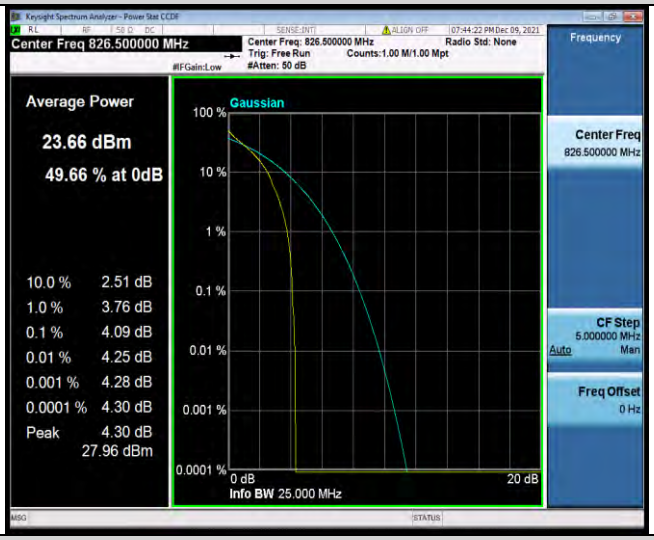

Band5-5MHz-QPSK-20425-25RB#0

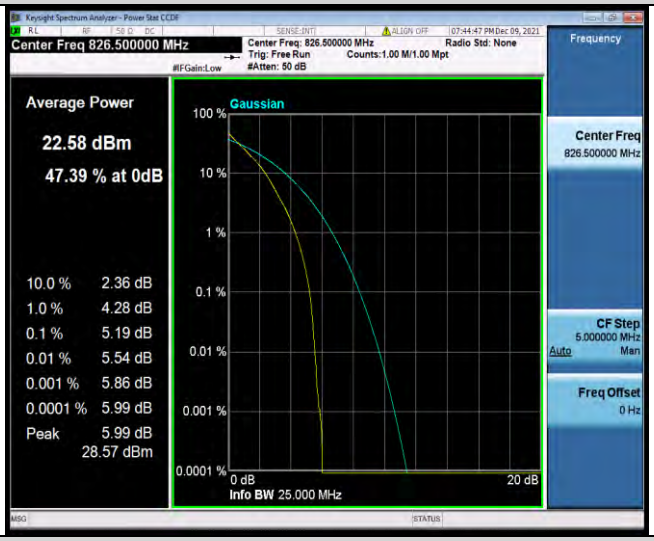

Band5-5MHz-QPSK-20525-1RB#0

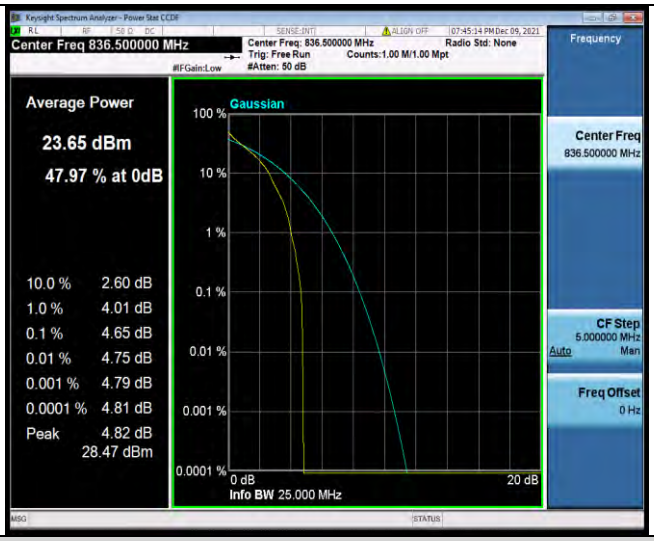

Band5-5MHz-QPSK-20525-25RB#0

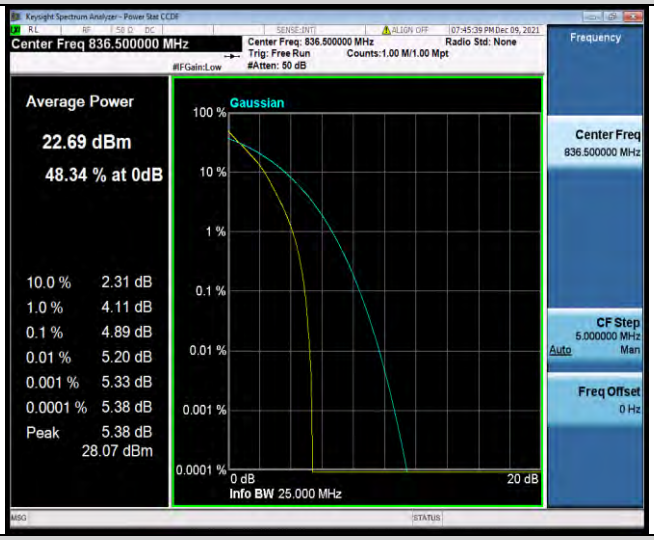

Band5-5MHz-QPSK-20625-1RB#0

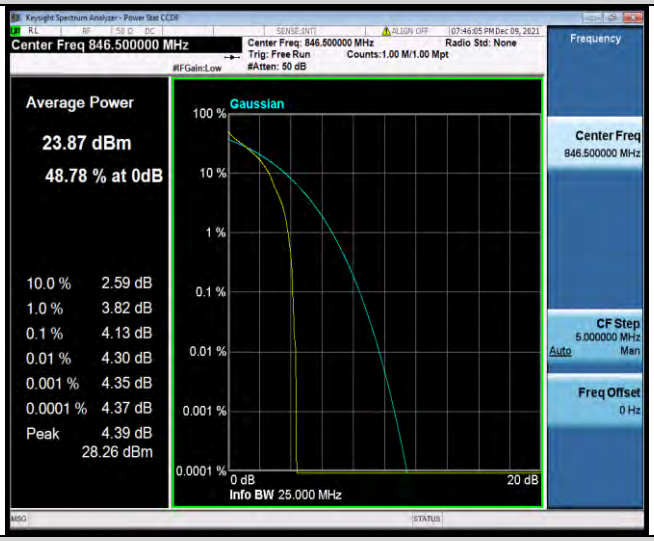

Band5-5MHz-QPSK-20625-25RB#0

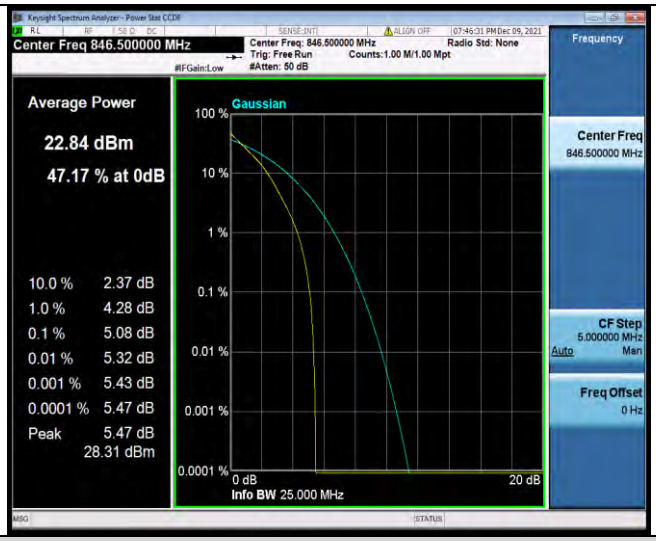

Band5-5MHz-16QAM-20425-1RB#0

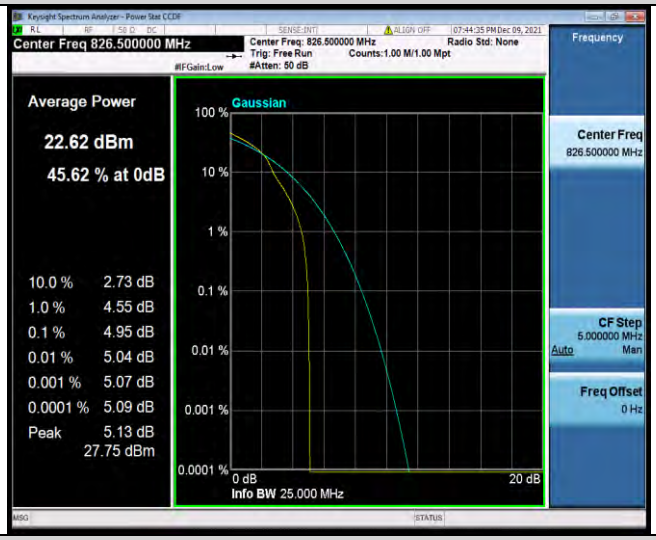

Band5-5MHz-16QAM-20425-25RB#0

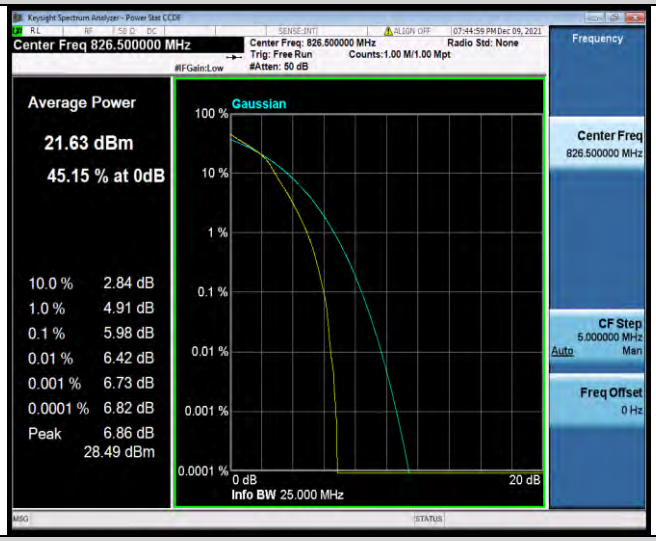

Band5-5MHz-16QAM-20525-1RB#0

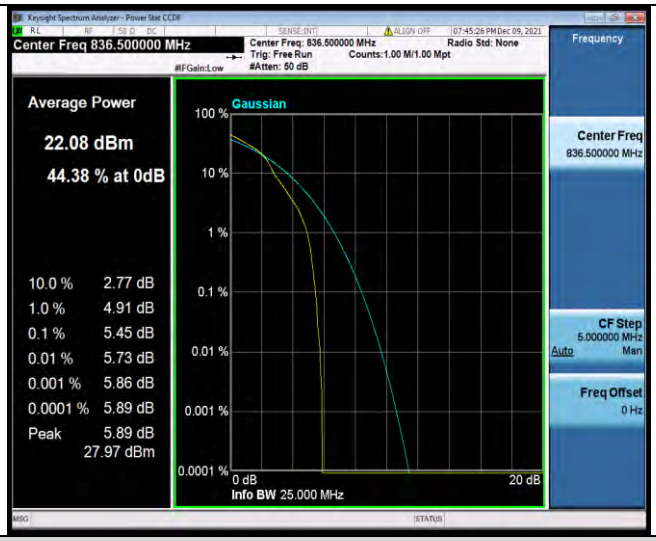

Band5-5MHz-16QAM-20525-25RB#0

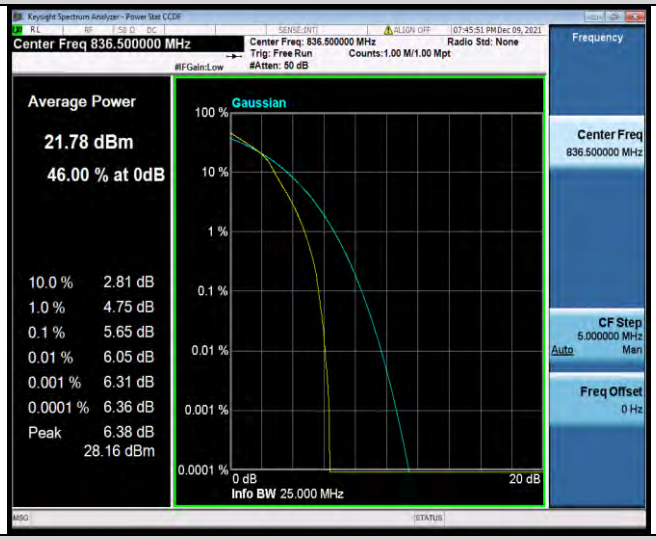

Band5-5MHz-16QAM-20625-1RB#0

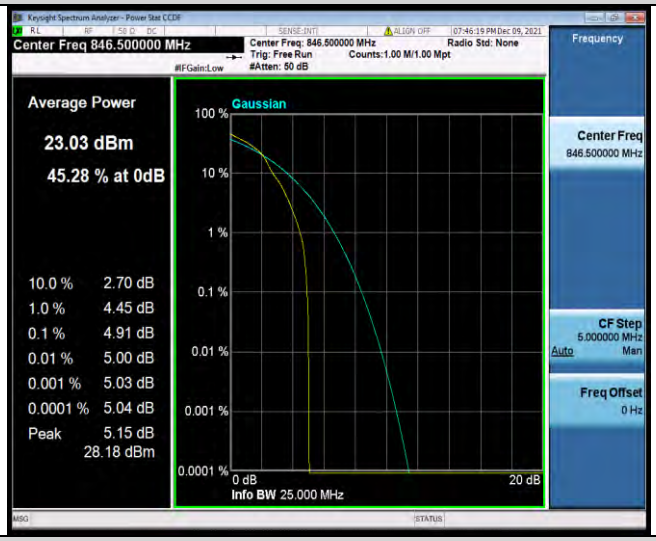

Band5-5MHz-16QAM-20625-25RB#0

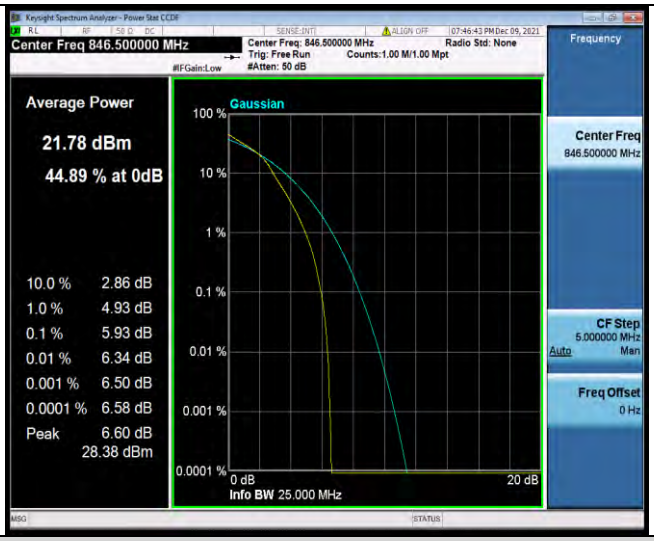

Band5-5MHz-64QAM-20425-1RB#0

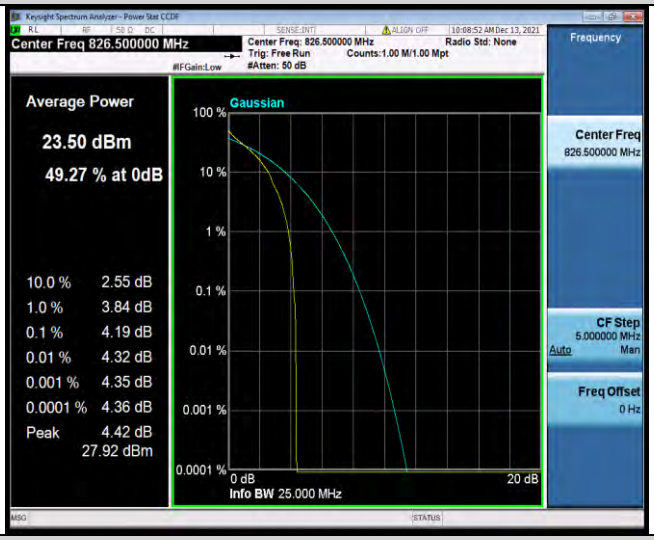

Band5-5MHz-64QAM-20425-25RB#0

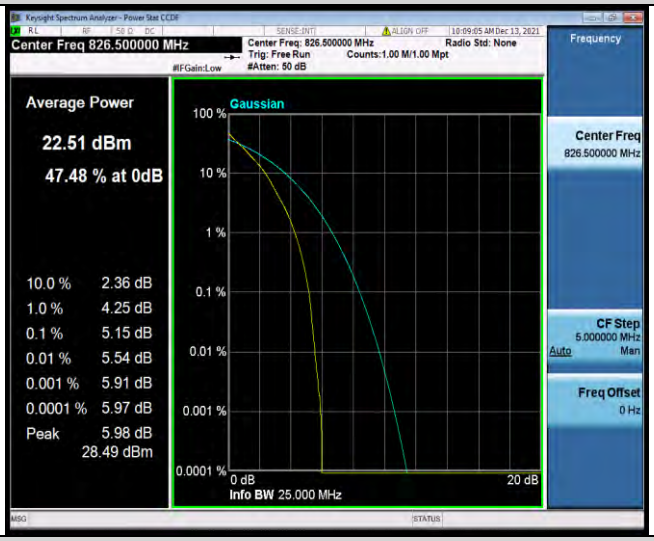

Band5-5MHz-64QAM-20525-1RB#0

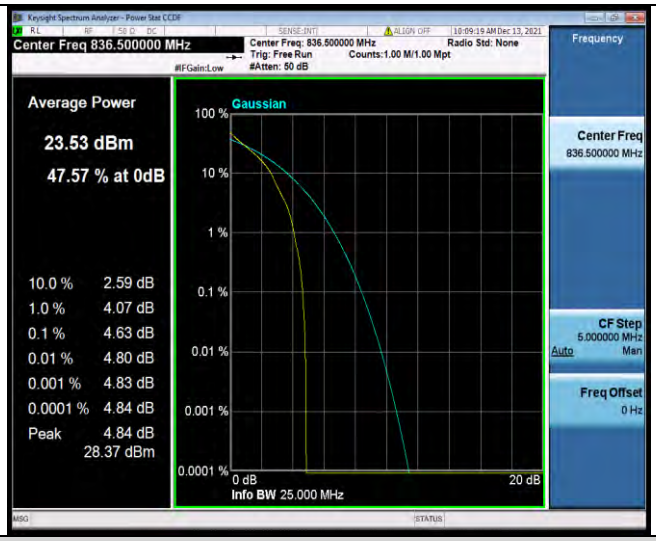

Band5-5MHz-64QAM-20525-25RB#0

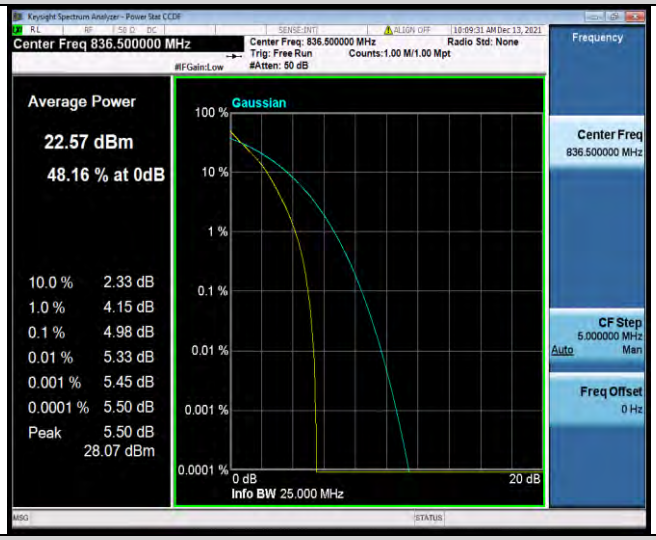

Band5-5MHz-64QAM-20625-1RB#0

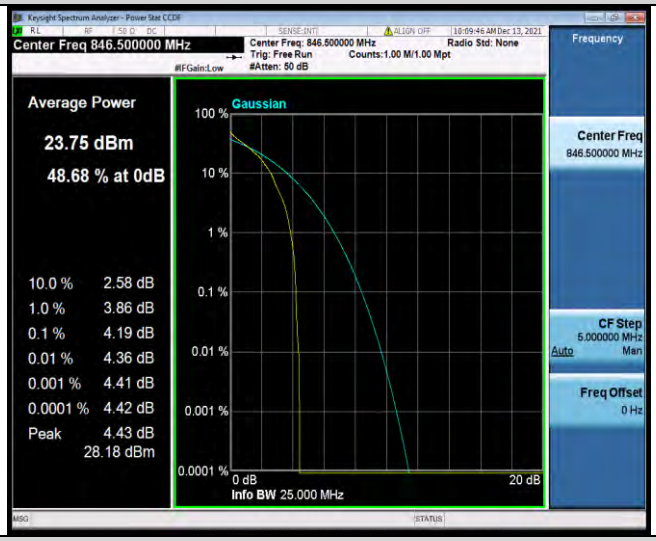

Band5-5MHz-64QAM-20625-25RB#0

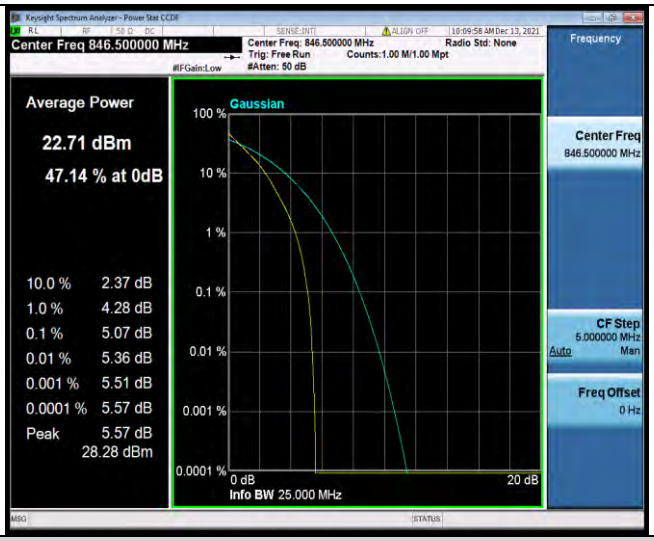

Band5-10MHz-QPSK-20450-1RB#0

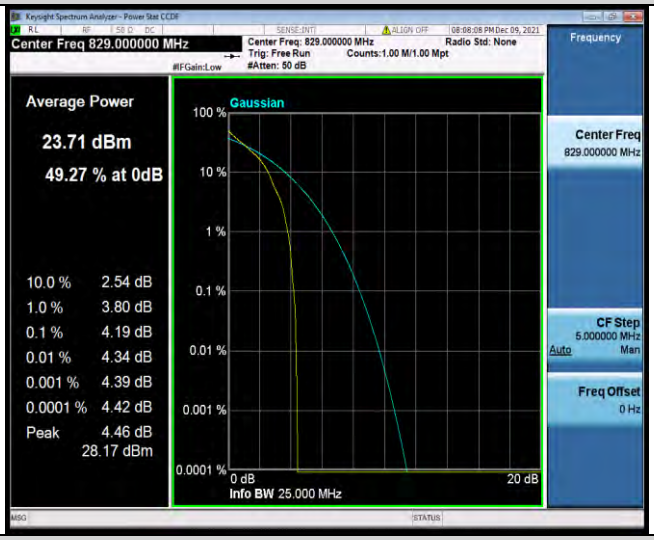

Band5-10MHz-QPSK-20450-50RB#0

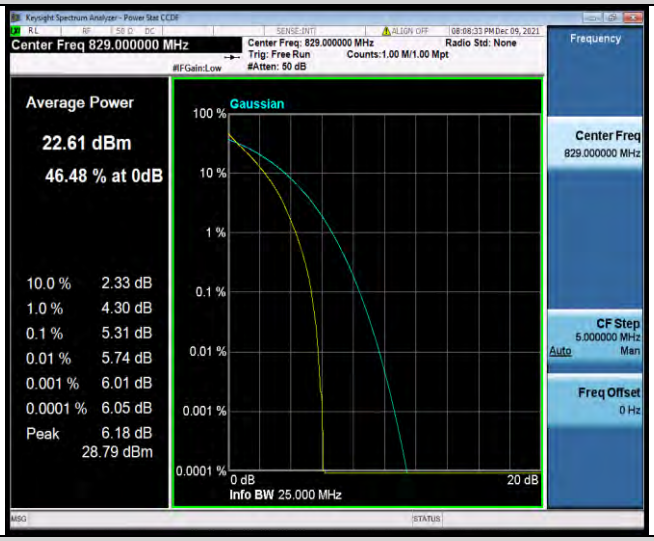

Band5-10MHz-QPSK-20525-1RB#0

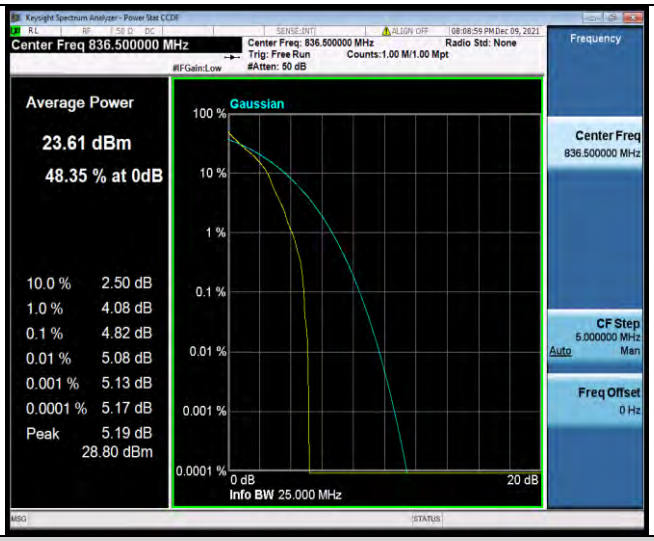

Band5-10MHz-QPSK-20525-50RB#0

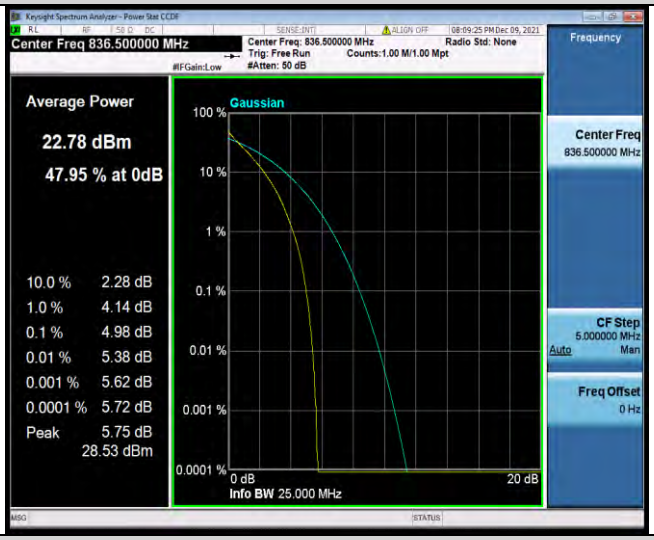

Band5-10MHz-QPSK-20600-1RB#0

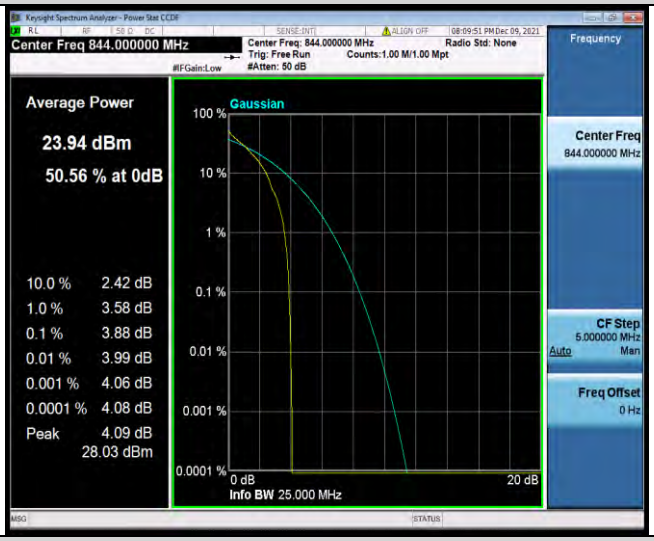

Band5-10MHz-QPSK-20600-50RB#0

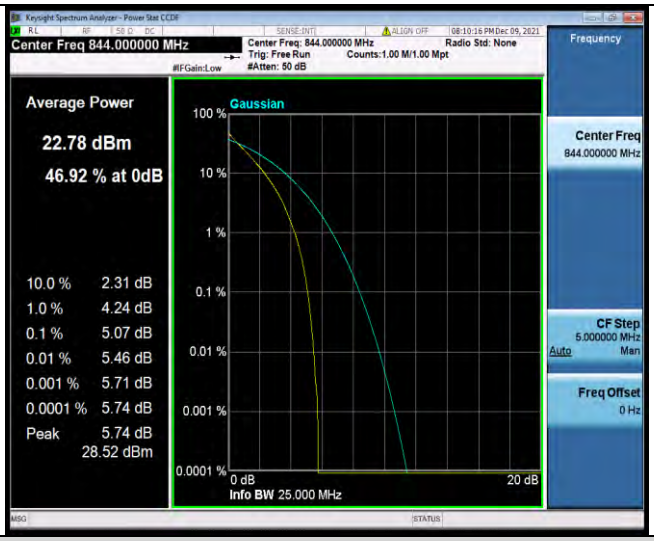

Band5-10MHz-16QAM-20450-1RB#0

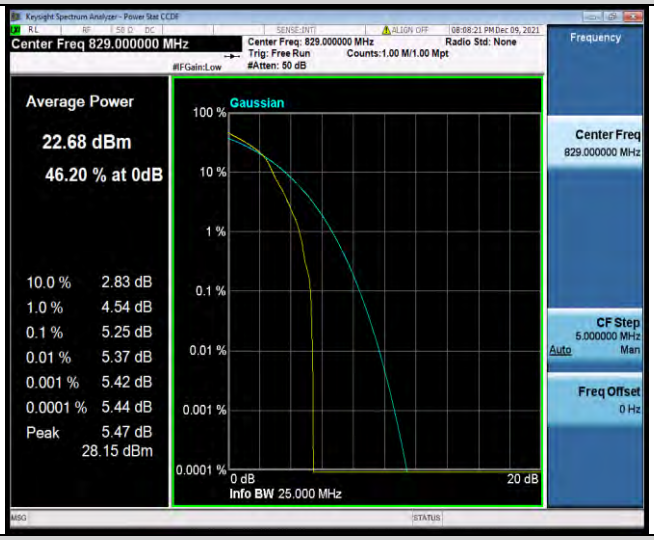

Band5-10MHz-16QAM-20450-50RB#0

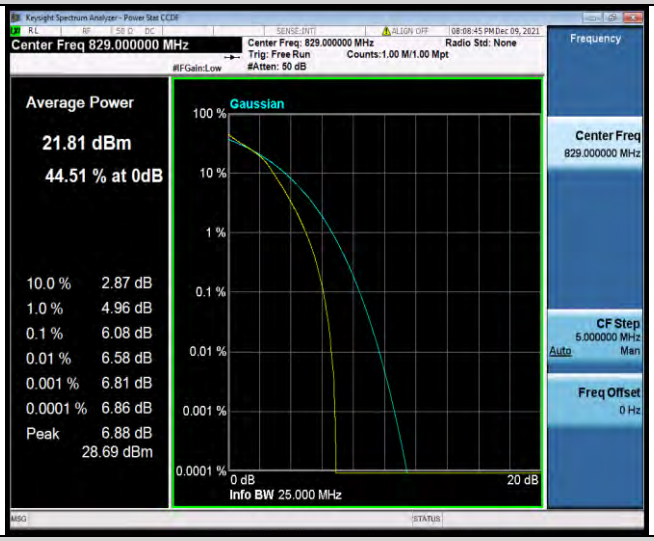

Band5-10MHz-16QAM-20525-1RB#0

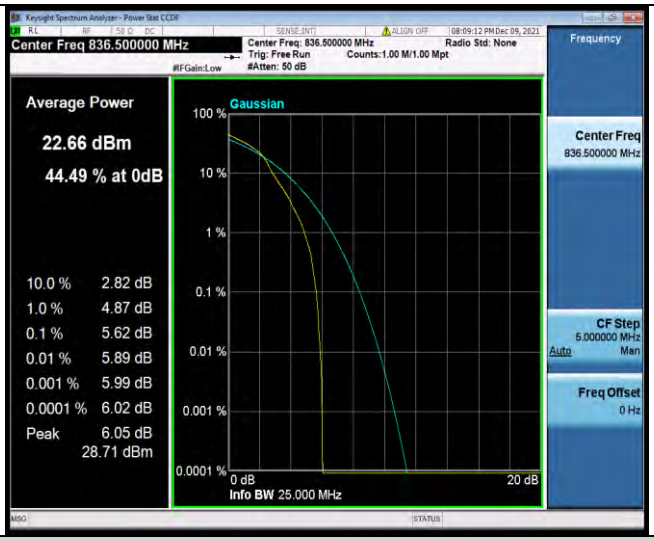

Band5-10MHz-16QAM-20525-50RB#0

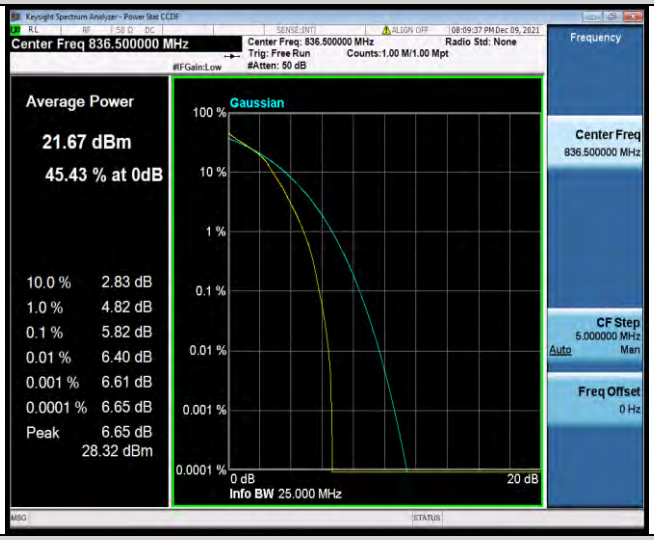

Band5-10MHz-16QAM-20600-1RB#0

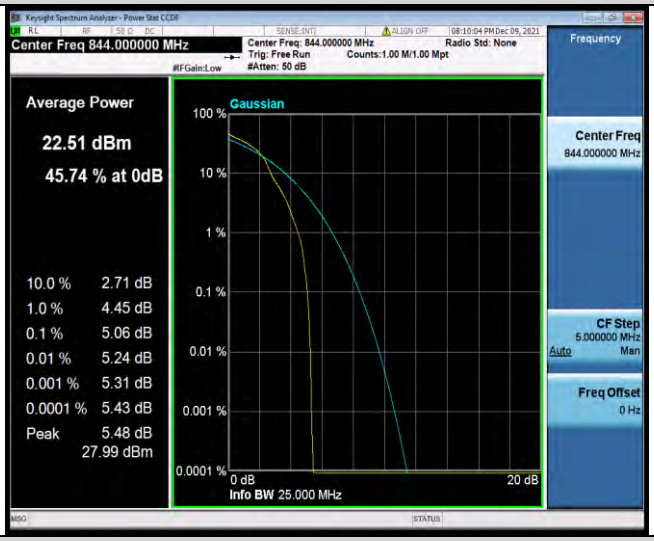

Band5-10MHz-16QAM-20600-50RB#0