ACCREDITED
Certificate # 3939.01

FCC TEST REPORT

(PART 27)

Applicant:	HMD Global Oy
Address:	Bertel Jungin aukio 9, 02600 Espoo, Finland

Manufacturer or Supplier:	HMD Global Oy
Address:	Bertel Jungin aukio 9, 02600 Espoo, Finland
Product:	Multi-band GSM/WCDMA/LTE phone with Bluetooth&WLAN
Brand Name:	NOKIA
Model Name:	TA-1412
FCC ID:	2AJOTTA-1412
Date of tests:	Nov. 25, 2021 ~ Dec. 12, 2021

The tests have been carried out according to the requirements of the following standard:

☒ **FCC Part 27** ☒ **ANSI/TIA/EIA-603-D**
☒ **FCC Part 2** ☒ **ANSI/TIA/EIA-603-E** ☒ **ANSI C63.26-2015**

CONCLUSION: The submitted sample was found to COMPLY with the test requirement

Prepared by Simon Wang Engineer / Mobile Department	Approved by Luke Lu Manager / Mobile Department
Simon Date: Dec. 25, 2021	Luke Lu Date: Dec. 25, 2021

This report is governed by, and incorporates by reference, CPS Conditions of Service as posted at the date of issuance of this report at http://www.bureauveritas.com/home/about-us/our-business/cps/about-us/terms-conditions/and is intended for your exclusive use. Any copying or replication of this report to or for any other person or entity, or use of our name or trademark, is permitted only with our prior written permission. This report sets forth our findings solely with respect to the test samples identified herein. The results set forth in this report are not indicative or representative of the quality or characteristics of the lot from which a test sample was taken or any similar or identical product unless specifically and expressly noted. Our report includes all of the tests requested by you and the results thereof based upon the information that you provided to us. Measurement uncertainty is only provided upon request for accredited tests. You have 60 days from date of issuance of this report to notify us of any material error or omission caused by our negligence or if you require measurement uncertainty; provided, however, that such notice shall be in writing and shall specifically address the issue you wish to raise. A failure to raise such issue within the prescribed time shall constitute you unqualified acceptance of the completeness of this report, the tests conducted and the correctness of the report contents.

BV 7Layers Communications Technology (Shenzhen) Co. Ltd
No.B102, Dazu Chuangxin Mansion, North of Beihuan Avenue, North Area, Hi-Tech Industrial Park, Nanshan District, Shenzhen, Guangdong, China
Tel: +86 755 8869 6566
Fax: +86 755 8869 6577
Email: customerservice.sw@bureauveritas.com

TABLE OF CONTENTS

RELEASE CONTROL RECORD **6**

1 SUMMARY OF TEST RESULTS **7**

1.1 MEASREMENT UNCERTAINTY 8
1.2 TEST SITE AND INSTRUMENTS 8

2 GENERAL INFORMATION **10**

2.1 GENERAL DESCRIPTION OF EUT 10
2.2 CONFIGURATION OF SYSTEM UNDER TEST 17
2.3 DESCRIPTION OF SUPPORT UNITS 18
2.4 TEST ITEM AND TEST CONFIGURATION 18
2.5 GENERAL DESCRIPTION OF APPLIED STANDARDS 28

3 TEST TYPES AND RESULTS **29**

3.1 OUTPUT POWER MEASUREMENT 29
3.1.1 LIMITS OF OUTPUT POWER MEASUREMENT 29
3.1.2 TEST PROCEDURES 29
3.1.3 TEST SETUP 30
3.1.4 TEST RESULTS 31
3.2 FREQUENCY STABILITY MEASUREMENT 74
3.2.1 LIMITS OF FREQUENCY STABILIITY MEASUREMENT 74
3.2.2 TEST PROCEDURE 74
3.2.3 TEST SETUP 74
3.2.4 TEST RESULTS 75
3.3 OCCUPIED BANDWIDTH MEASUREMENT 76
3.3.1 LIMITS OF OCCUPIED BANDWIDTH MEASUREMENT 76
3.3.2 TEST SETUP 76
3.3.3 TEST PROCEDURES 76
3.3.4 TEST RESULTS 77
3.4 BAND EDGE MEASUREMENT 78
3.4.1 LIMITS OF BAND EDGE MEASUREMENT 78
3.4.2 TEST SETUP 78
3.4.3 TEST PROCEDURES 79
3.4.4 TEST RESULTS 80
3.5 CONDUCTED SPURIOUS EMISSIONS 81
3.5.1 LIMITS OF CONDUCTED SPURIOUS EMISSIONS MEASUREMENT 81
3.5.2 TEST PROCEDURE 81
3.5.3 TEST SETUP 81
3.5.4 TEST RESULTS 82
3.6 RADIATED EMISSION MEASUREMENT 83
3.6.1 LIMITS OF RADIATED EMISSION MEASUREMENT 83
3.6.2 TEST PROCEDURES 83
3.6.3 DEVIATION FROM TEST STANDARD 83
3.6.4 TEST SETUP 84
3.6.5 TEST RESULTS 85
3.7 PEAK TO AVERAGE RATIO 166
3.7.1 LIMITS OF PEAK TO AVERAGE RATIO MEASUREMENT 166
3.7.2 TEST SETUP 166
3.7.3 TEST PROCEDURES 166
3.7.4 TEST RESULTS 167

4 INFORMATION ON THE TESTING LABORATORIES **168**

5 MODIFICATIONS RECORDERS FOR ENGINEERING CHANGES TO THE EUT BY THE LAB..169

6 APPENDIX..... 170

WCDMA BAND 4..... 170
FREQUENCY STABILITY TEST RESULT..... 170
99% & 26DB BANDWIDTH 99%_OBW TEST RESULT..... 171
TEST GRAPH.....172
BAND4_XDB TEST RESULT..... 174
TEST GRAPH.....175
PEAK-AVERAGE RATIO TEST RESULT.....176
TEST GRAPH.....177
SPURIOUS EMISSION BAND4 TEST RESULT..... 178
TEST GRAPH.....179
LTE BAND 4..... 182
FREQUENCY STABILITY B4_1.4MHZ TEST RESULT..... 182
B4_3MHZ TEST RESULT..... 184
B4_5MHZ TEST RESULT..... 186
B4_10MHZ TEST RESULT..... 188
B4_15MHZ TEST RESULT..... 190
B4_20MHZ TEST RESULT..... 192
99% & 26DB BANDWIDTH BAND4_OBW TEST RESULT.....194
TEST GRAPH.....196
26DB_OBW TEST RESULT..... 223
TEST GRAPH.....224
PEAK-AVERAGE RATIO B4_1.4MHZ TEST RESULT.....251
TEST GRAPH.....252
B4_3MHZ TEST RESULT..... 257
TEST GRAPH.....258
B4_5MHZ TEST RESULT..... 263
TEST GRAPH.....264
B4_10MHZ TEST RESULT..... 269
TEST GRAPH.....270
B4_15MHZ TEST RESULT..... 275
TEST GRAPH.....276
B4_20MHZ TEST RESULT..... 281
TEST GRAPH.....282
SPURIOUS EMISSION B4_1.4MHZ TEST RESULT..... 287
TEST GRAPH.....288
B4_3MHZ TEST RESULT..... 299
TEST GRAPH.....300
B4_5MHZ TEST RESULT.....311
TEST GRAPH.....312
B4_10MHZ TEST RESULT..... 323
TEST GRAPH.....324
B4_15MHZ TEST RESULT..... 335
TEST GRAPH.....336
B4_20MHZ TEST RESULT..... 347
TEST GRAPH.....348
LTE BAND 7..... 359
FREQUENCY STABILITY B7_5MHZ TEST RESULT.....359
B7_10MHZ TEST RESULT..... 361
B7_15MHZ TEST RESULT..... 363
B7_20MHZ TEST RESULT..... 365
99% & 26DB BANDWIDTH 99%_OBW TEST RESULT..... 367
TEST GRAPH.....368

26DB_OBW TEST RESULT..... 386
PEAK-AVERAGE RATIO B7_5MHZ TEST RESULT..... 405
TEST GRAPH..... 406
B7_10MHZ TEST RESULT..... 411
TEST GRAPH..... 412
B7_15MHZ TEST RESULT..... 417
TEST GRAPH..... 418
B7_20MHZ TEST RESULT..... 423
TEST GRAPH..... 424
SPURIOUS EMISSION B7_5MHZ TEST RESULT..... 429
TEST GRAPH..... 430
B7_10MHZ TEST RESULT..... 441
TEST GRAPH..... 442
B7_15MHZ TEST RESULT..... 453
TEST GRAPH..... 454
B7_20MHZ TEST RESULT..... 465
TEST GRAPH..... 466
LTE BAND 12..... 477
FREQUENCY STABILITY B12_1.4MHZ TEST RESULT..... 477
B12_3MHZ TEST RESULT..... 479
B12_5MHZ TEST RESULT..... 481
B12_10MHZ TEST RESULT..... 483
99% & 26DB BANDWIDTH 99%_OBW TEST RESULT..... 485
TEST GRAPH..... 486
26DB_OBW TEST RESULT..... 504
TEST GRAPH..... 505
PEAK-AVERAGE RATIO B12_1.4MHZ TEST RESULT..... 523
TEST GRAPH..... 524
B12_3MHZ TEST RESULT..... 529
TEST GRAPH..... 530
B12_5MHZ TEST RESULT..... 535
TEST GRAPH..... 536
B12_10MHZ TEST RESULT..... 541
TEST GRAPH..... 542
LTE BAND 13..... 547
FREQUENCY STABILITY B13_5MHZ TEST RESULT..... 547
B13_10MHZ TEST RESULT..... 549
99% & 26DB BANDWIDTH 99%_OBW TEST RESULT..... 550
TEST GRAPH..... 551
26DB_OBW TEST RESULT..... 557
TEST GRAPH..... 558
PEAK-AVERAGE RATIO B13_5MHZ TEST RESULT..... 564
TEST GRAPH..... 565
B13_10MHZ TEST RESULT..... 570
TEST GRAPH..... 571
SPURIOUS EMISSION B13_5MHZ TEST RESULT..... 573
TEST GRAPH..... 574
B13_10MHZ TEST RESULT..... 585
TEST GRAPH..... 586
LTE BAND 17..... 592
FREQUENCY STABILITY B17_5MHZ TEST RESULT..... 592
B17_10MHZ TEST RESULT..... 594
99% & 26DB BANDWIDTH 99%_OBW TEST RESULT..... 596
TEST GRAPH..... 597
26DB_OBW TEST RESULT..... 606

TEST GRAPH....607
PEAK-AVERAGE RATIO B17_5MHZ TEST RESULT....616
TEST GRAPH....617
B17_10MHZ TEST RESULT....622
TEST GRAPH....623
SPURIOUS EMISSION B17_5MHZ TEST RESULT....628
TEST GRAPH....629
B17_10MHZ TEST RESULT....640
TEST GRAPH....641
LTE BAND 66....652
FREQUENCY STABILITY B66_1.4MHZ TEST RESULT....652
B66_3MHZ TEST RESULT....654
B66_5MHZ TEST RESULT....656
B66_10MHZ TEST RESULT....658
B66_15MHZ TEST RESULT....660
B66_20MHZ TEST RESULT....662
99% & 26DB BANDWIDTH 99%_OBW TEST RESULT....664
TEST GRAPH....665
26DB_OBW TEST RESULT....692
TEST GRAPH....693
PEAK-AVERAGE RATIO B66_1.4MHZ TEST RESULT....720
TEST GRAPH....721
B66_3MHZ TEST RESULT....726
TEST GRAPH....727
B66_5MHZ TEST RESULT....732
TEST GRAPH....733
B66_10MHZ TEST RESULT....738
TEST GRAPH....739
B66_15MHZ TEST RESULT....744
TEST GRAPH....745
B66_20MHZ TEST RESULT....750
TEST GRAPH....751
SPURIOUS EMISSION B66_1.4MHZ TEST RESULT....756
TEST GRAPH....757
B66_3MHZ TEST RESULT....768
TEST GRAPH....769
B66_5MHZ TEST RESULT....780
TEST GRAPH....781
B66_10MHZ TEST RESULT....792
TEST GRAPH....793
B66_15MHZ TEST RESULT....804
TEST GRAPH....805
B66_20MHZ TEST RESULT....816
TEST GRAPH....817

RELEASE CONTROL RECORD

ISSUE NO.	REASON FOR CHANGE	DATE ISSUED
W7L-P21100018-1RF06	Original release	Dec. 13, 2021
W7L-P21100018-2RF06	The model name is revised based on the W7L-P21100018-1RF06 report. The two models are only the difference between single SIM and double SIM, and the data reflects the original report data.	Dec. 25, 2021

1 SUMMARY OF TEST RESULTS

The EUT has been tested according to the following specifications:

APPLIED STANDARD: FCC PART 27 & PART 2		
STANDARD SECTION	**TEST TYPE AND LIMIT**	**RESULT**
§2.1046	Conducted Output Power	Compliance
§27.50(b)(10) §27.50(c)(10)	Effective Radiated Power (Band 12) (Band 13) (Band 17)	Compliance
§27.50(d)(4) §27.50(h)(2)	Equivalent Isotropically Radiated Power (Band 4) (Band 7) (Band 66)	Compliance
§2.1055 §27.54	Frequency Stability	Compliance
§2.1049	Occupied Bandwidth	Compliance
§2.1051 §27.53(c)(2)(4) §27.53(g) §27.53(h) §27.53(m)(4)(6)	Conducted Band Edge Measurements (Band 12) (Band 13) (Band 17) (Band 4) (Band 7) (Band 66)	Compliance
§2.1051 §27.53(c)(2)(4) §27.53(g) §27.53(h) §27.53(m)(4)(6)	Conducted Spurious Emissions (Band 12) (Band 13) (Band 17) (Band 4) (Band 7) (Band 66)	Compliance
§2.1053 §27.53(c)(2) §27.53(f) §27.53(g) §27.53(h) §27.53(m)(4)(6)	Radiated Spurious Emissions (Band 12) (Band 13) (Band 17) (Band 4) (Band 7) (Band 66)	Compliance

1.1 MEASREMENT UNCERTAINTY

Where relevant, the following measurement uncertainty levels have been estimated for tests performed on the EUT as specified in CISPR 16-4-2:

MEASUREMENT	UNCERTAINTY
Frequency Stability	±76.97Hz
Radiated emissions & Radiated Power (30MHz~1GMHz)	±4.98dB
Radiated emissions & Radiated Power (1GMHz ~6GMHz)	±4.70dB
Radiated emissions (6GMHz ~18GMHz)	±4.60dB
Radiated emissions (18GMHz ~40GMHz)	±4.12dB
Conducted emissions	±4.01dB
Occupied Channel Bandwidth	±43.58KHz
Conducted Output power	±2.06dB
Band Edge Measurements	±4.70dB

This uncertainty represents an expanded uncertainty expressed at approximately the 95% confidence level using a coverage factor of k=2.

1.2 TEST SITE AND INSTRUMENTS

Equipment	Manufacturer	Model No.	Serial No.	Last Cal.	Next Cal.
MXE EMI Receiver	KEYSIGHT	N9038A-544	MY54450026	Apr. 22,21	Apr. 21,22
EXA Signal Analyzer	KEYSIGHT	N9010A-544	MY54510355	Jun. 03,21	Jun. 02,22
Bilog Antenna 2	ETS-LINDGREN	3143B	00161965	Mar. 05,21	Mar. 04,22
Horn Antenna 2	ETS-LINDGREN	3117	00168692	Apr. 02,21	Apr. 01,22
Horn Antenna (18GHz-40GHz)	N/A	QWH-SL-18-40-K-SG/QMS-00361	15433	Aug. 25, 21	Aug. 24, 22
Radio Communication Analyzer	ANRITSU	MT8820C	6201465426	Feb. 25,21	Feb. 24,22
Signal Pre-Amplifier	EMSI	EMC 9135	980249	Jun. 02,21	Jun. 01,22
Signal Pre-Amplifier	EMSI	EMC 012645B	980257	Jun. 03,21	Jun. 02,22
Signal Pre-Amplifier	EMSI	EMC 184045B	980259	Apr. 22,21	Apr. 21,22
3m Semi-anechoic Chamber	ETS-LINDGREN	9m*6m*6m	Euroshieldpn-CT0001143-1216	May. 19,20	May. 18,23
Test Software	E3	V 9.160323	N/A	N/A	N/A
Test Software	ADT	ADT_Radiated_V	N/A	N/A	N/A

		7.6.15.9.2			
10dB Attenuator	JFW/USA	50HF-010-SMA	1505	Jun. 03,21	Jun. 02,22
Power Meter	Anritsu	ML2495A	1506002	Apr. 07,21	Apr. 06,22
Power Sensor	Anritsu	MA2411B	1339352	May. 07,21	May. 06,22
Temperature Chamber	ESPEC	SH-242	93000855	Jun. 02,21	Jun. 01,22
MXG Analog Microvave Signal Generator	KEYSIGHT	N5183A	MY50143024	Mar. 05,21	Mar. 04,22
Power Divider	MCLI/USA	PS2-15	24880	N/A	N/A

NOTE: 1. The calibration interval of the above test instruments is 12 months or 36 months and the calibrations are traceable to CEPREI/CHINA, GRGT/CHINA and NIM/CHINA.

2. The test was performed in 3m Semi-anechoic Chamber and RF Oven Room.

3. The horn antenna is used only for the measurement of emission frequency above 1GHz if tested.

4. The FCC Site Registration No. is 525120; The Designation No. is CN1171.

2 GENERAL INFORMATION

2.1 GENERAL DESCRIPTION OF EUT

PRODUCT	Multi-band GSM/WCDMA/LTE phone with Bluetooth&WLAN	
BRAND NAME	NOKIA	
MODEL NAME	TA-1412	
NOMINAL VOLTAGE	5.0/9.0/12.0Vdc(adapter or host equipment) 3.85Vdc (Li-ion, battery)	
MODULATION TECHNOLOGY	**WCDMA IV**	HSDPA, HSUPA, DC-HSDPA
	LTE	QPSK, 16QAM, 64QAM
FREQUENCY RANGE	**WCDMA IV**	1712.4MHz ~ 1752.6MHz
	LTE Band 4 Channel Bandwidth: 1.4MHz	1710.7MHz ~ 1754.3MHz
	LTE Band 4 Channel Bandwidth: 3MHz	1711.5MHz ~ 1753.5MHz
	LTE Band 4 Channel Bandwidth: 5MHz	1712.5MHz ~ 1752.5MHz
	LTE Band 4 Channel Bandwidth: 10MHz	1715MHz ~ 1750MHz
	LTE Band 4 Channel Bandwidth: 15MHz	1717.5MHz ~ 1747.5 MHz
	LTE Band 4 Channel Bandwidth: 20MHz	1720MHz ~ 1745MHz
	LTE Band 7 Channel Bandwidth: 5MHz	2502.5MHz ~ 2567.5MHz
	LTE Band 7 Channel Bandwidth: 10MHz	2505MHz ~ 2565MHz
	LTE Band 7 Channel Bandwidth: 15MHz	2507.5MHz ~ 2562.5MHz
	LTE Band 7 Channel Bandwidth: 20MHz	2510MHz ~ 2560MHz
	LTE Band 12 Channel Bandwidth: 1.4MHz	699.7MHz ~ 715.3MHz
	LTE Band 12 Channel Bandwidth: 3MHz	700.5MHz ~ 714.5MHz
	LTE Band 12 Channel Bandwidth: 5MHz	701.5MHz ~ 713.5MHz
	LTE Band 12 Channel Bandwidth: 10MHz	704MHz ~ 711MHz
	LTE Band 13 Channel Bandwidth: 5MHz	779.5MHz ~ 784.5MHz
	LTE Band 13 Channel Bandwidth: 10MHz	782MHz

FREQUENCY RAN	**LTE Band 17 Channel Bandwidth: 5MHz**	706.5MHz ~ 713.5MHz
	LTE Band 17 Channel Bandwidth: 10MHz	709MHz ~ 711 MHz
	LTE Band 66 Channel Bandwidth: 1.4MHz	1710.7MHz ~ 1779.3MHz
	LTE Band 66 Channel Bandwidth: 3MHz	1711.5MHz ~ 1778.5MHz
	LTE Band 66 Channel Bandwidth: 5MHz	1712.5MHz ~ 1777.5MHz
	LTE Band 66 Channel Bandwidth: 10MHz	1715MHz ~ 1775MHz
	LTE Band 66 Channel Bandwidth: 15MHz	1717.5MHz ~ 1772.5MHz
	LTE Band 66 Channel Bandwidth: 20MHz	1720MHz ~ 1770MHz
MAX. EIRP POWER	**WCDMA IV**	237.68mW
	LTE Band 4 Channel Bandwidth: 1.4MHz	217.77mW
	LTE Band 4 Channel Bandwidth: 3MHz	217.77mW
	LTE Band 4 Channel Bandwidth: 5MHz	217.77mW
	LTE Band 4 Channel Bandwidth: 10MHz	218.27mW
	LTE Band 4 Channel Bandwidth: 15MHz	215.77mW
	LTE Band 4 Channel Bandwidth: 20MHz	218.78mW
	LTE Band 7 Channel Bandwidth: 5MHz	210.86mW
	LTE Band 7 Channel Bandwidth: 10MHz	212.32mW
	LTE Band 7 Channel Bandwidth: 15MHz	212.32mW
	LTE Band 7 Channel Bandwidth: 20MHz	214.29mW
	LTE Band 12 Channel Bandwidth: 1.4MHz	79.80mW
	LTE Band 12 Channel Bandwidth: 3MHz	76.56mW
	LTE Band 12 Channel Bandwidth: 5MHz	75.68mW
	LTE Band 12 Channel Bandwidth: 10MHz	80.54mW

MAX. EIRP POWER	LTE Band 13 Channel Bandwidth: 5MHz	76.91mW
	LTE Band 13 Channel Bandwidth: 10MHz	78.16mW
	LTE Band 17 Channel Bandwidth: 5MHz	74.30mW
	LTE Band 17 Channel Bandwidth: 10MHz	74.99mW
	LTE Band 66 Channel Bandwidth: 1.4MHz	231.74mW
	LTE Band 66 Channel Bandwidth: 3MHz	230.67mW
	LTE Band 66 Channel Bandwidth: 5MHz	210.86mW
	LTE Band 66 Channel Bandwidth: 10MHz	210.86mW
	LTE Band 66 Channel Bandwidth: 15MHz	209.41mW
	LTE Band 66 Channel Bandwidth: 20MHz	233.88mW
EMISSION DESIGNATOR	WCDMA IV	4M17F9W
	LTE Band 4 Channel Bandwidth: 1.4MHz	QPSK: 1M12G7D
		16QAM: 1M11W7D
		64QAM: 1M11W7D
	LTE Band 4 Channel Bandwidth: 3MHz	QPSK: 2M76G7D
		16QAM: 2M76W7D
		64QAM: 2M76W7D
	LTE Band 4 Channel Bandwidth: 5MHz	QPSK: 4M59G7D
		16QAM: 4M58W7D
		64QAM: 4M56W7D
	LTE Band 4 Channel Bandwidth: 10MHz	QPSK: 9M11G7D
		16QAM: 9M09W7D
		64QAM: 9M10W7D
	LTE Band 4 Channel Bandwidth: 15MHz	QPSK: 13M6G7D
		16QAM: 13M7W7D
		64QAM: 13M7W7D
	LTE Band 4	QPSK: 18M2G7D

EMISSION DESIGNATOR	Channel Bandwidth: 20MHz	16QAM: 18M2W7D
		64QAM: 18M2W7D
	LTE Band 7 Channel Bandwidth: 5MHz	QPSK: 4M59G7D
		16QAM: 4M57W7D
		64QAM: 4M56W7D
	LTE Band 7 Channel Bandwidth: 10MHz	QPSK:9M10G7D
		16QAM: 9M09W7D
		64QAM: 9M07W7D
	LTE Band 7 Channel Bandwidth: 15MHz	QPSK: 13M7G7D
		16QAM: 13M7W7D
		64QAM: 13M7W7D
	LTE Band 7 Channel Bandwidth: 20MHz	QPSK: 18M2G7D
		16QAM: 18M2W7D
		64QAM: 18M2W7D
	LTE Band 12 Channel Bandwidth: 1.4MHz	QPSK: 1M11G7D
		16QAM: 1M12W7D
		64QAM: 1M11W7D
	LTE Band 12 Channel Bandwidth: 3MHz	QPSK: 2M77G7D
		16QAM: 2M77W7D
		64QAM: 2M77W7D
	LTE Band 12 Channel Bandwidth: 5MHz	QPSK: 4M57G7D
		16QAM: 4M57W7D
		64QAM: 4M56W7D
	LTE Band 12 Channel Bandwidth: 10MHz	QPSK: 9M08G7D
		16QAM: 9M10W7D
		64QAM: 9M09W7D
	LTE Band 13 Channel Bandwidth: 5MHz	QPSK: 4M56G7D
		16QAM: 4M57W7D

EMISSION DESIGNATOR		64QAM: 4M56W7D
	LTE Band 13 Channel Bandwidth: 10MHz	QPSK: 9M04G7D
		16QAM: 9M04W7D
		64QAM: 9M04W7D
	LTE Band 17 Channel Bandwidth: 5MHz	QPSK: 4M56G7D
		16QAM: 4M58W7D
		64QAM: 4M56W7D
	LTE Band 17 Channel Bandwidth: 10MHz	QPSK: 9M09G7D
		16QAM: 9M10W7D
		64QAM: 9M10W7D
	LTE Band 66 Channel Bandwidth: 1.4MHz	QPSK: 1M12G7D
		16QAM: 1M12W7D
		64QAM: 1M11W7D
	LTE Band 66 Channel Bandwidth: 3MHz	QPSK: 2M77G7D
		16QAM: 2M78W7D
		64QAM: 2M77W7D
	LTE Band 66 Channel Bandwidth: 5MHz	QPSK: 4M56G7D
		16QAM: 4M58W7D
		64QAM: 4M56W7D
	LTE Band 66 Channel Bandwidth: 10MHz	QPSK: 9M11G7D
		16QAM: 9M09W7D
		64QAM: 9M08W7D
	LTE Band 66 Channel Bandwidth: 15MHz	QPSK: 13M7G7D
		16QAM: 13M7W7D
		64QAM: 13M7W7D
	LTE Band 66 Channel Bandwidth: 20MHz	QPSK: 18M2G7D
		16QAM: 18M2W7D
		64QAM: 18M1W7D

ANTENNA TYPE	Fixed Internal Antenna with -0.5 dBi gain for WCDMA IV Fixed Internal Antenna with -0.5 dBi gain for LTE4 Fixed Internal Antenna with -0.2 dBi gain for LTE7 Fixed Internal Antenna with -2.9 dBi gain for LTE12 Fixed Internal Antenna with -3 dBi gain for LTE13 Fixed Internal Antenna with -3.1 dBi gain for LTE17 Fixed Internal Antenna with -0.6 dBi gain for LTE66
HW VERSION	19655-1-11M12
SW VERSION	00WW_0_010
I/O PORTS	Refer to user's manual
CABLE SUPPLIED	USB1 cable: unshielded without ferrite, 1.0meter USB2 cable: unshielded without ferrite, 1.0meter USB3 cable: unshielded without ferrite, 1.0meter Earphone1: non-shielded cable, with w/o ferrite core, 1.2 meter Earphone2: non-shielded cable, with w/o ferrite core, 1.2 meter
EXTREME TEMPERATURE	0-40 ℃
EXTREME VOLTAGE	3.5V - 4.4V

NOTE:

1. For a more detailed features description, please refer to the manufacturer's specifications or the user's manual.

2. For the test results, the EUT had been tested with all conditions. But only the worst case was shown in test report.

List of Accessory:

ACCESSORIES	BRAND	MANUFACTURER	MODEL	SPECIFICATION
Battery	Nokia	Hunan Gaoyuan Battery Co., Ltd.	WT341	Capacity：3.85 Vdc, 4900mAh
AC Adapter 1	Nokia	ShenZhenBaiJunDa ElectronicCO.,LTD.	AD-010U	I/P: 100-240Vac, 0.35A, O/P: 5.0Vdc, 2.0A
AC Adapter 2	Nokia	SHENZHEN TIANYIN ELECTRONICS CO., LTD.	CH-21U	I/P: 100-240Vac, 0.3A, O/P: 5.0Vdc, 2.0A
AC Adapter 3	Nokia	YuTong Electronics(HuiZhou) Co.,Ltd	PA-US5V2A-03 6	I/P: 100-240Vac, 0.5A, O/P: 5.0Vdc, 2.0A
AC Adapter 4	Nokia	Dongguan Aohai Technology Co., Ltd.	A829US	I/P: 100 - 240Vac, 0.5A, O/P:5.0 Vdc,3A/9.0 Vdc, 2.23 A/12.0 Vdc,1.67A
Earphone 1	Nokia	NEW LEADER INDUSTRY CO.,LTD	HS-34	Signal Line, 1.2meter
Earphone 2	Nokia	Guangdong Wivtak Technology Co., Ltd.	HS-34	Signal Line, 1.2meter
USB Cable 1	Nokia	HUIZHOU WASHIN ELECTRONICS CO.,LTD	CB-36A	Signal Line, 1.0meter
USB Cable 2	Nokia	Shenzhen BRL Technology Co.,Ltd.	CB-36A	Signal Line, 1.0meter
USB Cable 3	Nokia	Saibao(Jiangi) Communication Industial Co.,Ltd	CB-12A	Signal Line, 1.0meter

2.2 CONFIGURATION OF SYSTEM UNDER TEST

FOR RADIATION EMISSION TEST

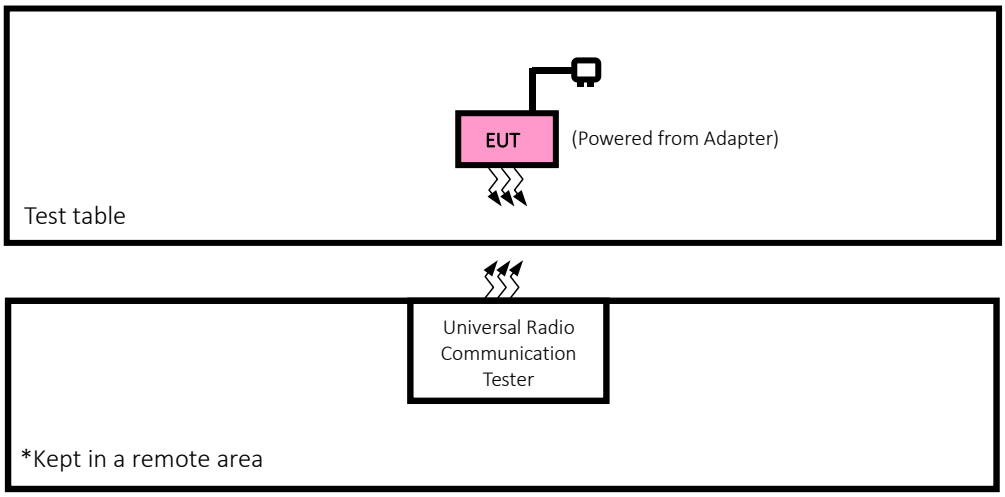

2.3 DESCRIPTION OF SUPPORT UNITS

The EUT has been tested as an independent unit together with other necessary accessories or support units. The following support units or accessories were used to form a representative test configuration during the tests.

NO.	PRODUCT	BRAND	MODEL NO.	SERIAL NO.	FCC ID
1	DC source	LONG WEI	PS-6403D	010934269	N/A

NO.	SIGNAL CABLE DESCRIPTION OF THE ABOVE SUPPORT UNITS
1	DC Line: Unshielded, Detachable 1.8m

2.4 TEST ITEM AND TEST CONFIGURATION

Pre-Scan has been conducted to determine the worst-case mode from all possible combinations between available modulations, data rates, XYZ axis and antenna ports The worst case was found when positioned on Y-plane for EIRP and X-axis for radiated emission. Following channel(s) was (were) selected for the final test as listed below:

EUT CONFIGURE MODE	1.1.1.1.1.1DESCRIPTION
A	**EUT + Adapter + USB Cable with LTE link**
B	EUT + Battery with **LTE link**

WCDMA MODE

EUT CONFIGURE MODE	TEST ITEM	AVAILABLE CHANNEL	TESTED CHANNEL	MODE
B	EIRP	1312 to 1513	1312, 1413, 1513	WCDMA
B	FREQUENCY STABILITY	1312 to 1513	1312, 1513	WCDMA
B	OCCUPIED BANDWIDTH	1312 to 1513	1312, 1413, 1513	WCDMA
B	BAND EDGE	1312 to 1513	1312, 1513	WCDMA
B	PEAK TO AVERAGE RATIO	1312 to 1513	1312, 1413, 1513	WCDMA
B	CONDCUDETED EMISSION	1312 to 1513	1312, 1413, 1513	WCDMA
A	RADIATED EMISSION	1312 to 1513	1312, 1413, 1513	WCDMA

LTE BAND 4 MODE

EUT CONFIGURE MODE	TEST ITEM	AVAILABLE CHANNEL	TESTED CHANNEL	CHANNEL BANDWIDTH	MODULATION	MODE
B	EIRP	19957 to 20393	19957, 20175, 20393	1.4MHz	QPSK, 16QAM, 64QAM	1 RB / 0 RB Offset
		19965 to 20385	19965, 20175, 20385	3MHz	QPSK, 16QAM, 64QAM	1 RB / 0 RB Offset
		19975 to 20375	19975, 20175, 20375	5MHz	QPSK, 16QAM, 64QAM	1 RB / 0 RB Offset
		20000 to 20350	20000, 20175, 20350	10MHz	QPSK, 16QAM, 64QAM	1 RB / 0 RB Offset
		20025 to 20325	20025, 20175, 20325	15MHz	QPSK, 16QAM, 64QAM	1 RB / 0 RB Offset
		20050 to 20300	20050, 20175, 20300	20MHz	QPSK, 16QAM, 64QAM	1 RB / 0 RB Offset
B	FREQUENCY STABILITY	19957 to 20393	19957, 20393	1.4MHz	QPSK	1 RB / 0 RB Offset
		19965 to 20385	19965, 20385	3MHz	QPSK	1 RB / 0 RB Offset
		19975 to 20375	19975, 20375	5MHz	QPSK	1 RB / 0 RB Offset
		20000 to 20350	20000, 20350	10MHz	QPSK	1 RB / 0 RB Offset
		20025 to 20325	20025, 20325	15MHz	QPSK	1 RB / 0 RB Offset
		20050 to 20300	20050, 20300	20MHz	QPSK	1 RB / 0 RB Offset
B	OCCUPIED BANDWIDTH	19957 to 20393	19957, 20175, 20393	1.4MHz	QPSK, 16QAM, 64QAM	6 RB / 0 RB Offset
		19965 to 20385	19965, 20175, 20385	3MHz	QPSK, 16QAM, 64QAM	15 RB / 0 RB Offset
		19975 to 20375	19975, 20175, 20375	5MHz	QPSK, 16QAM, 64QAM	25 RB / 0 RB Offset
		20000 to 20350	20000, 20175, 20350	10MHz	QPSK, 16QAM, 64QAM	50 RB / 0 RB Offset
		20025 to 20325	20025, 20175, 20325	15MHz	QPSK, 16QAM, 64QAM	75 RB / 0 RB Offset
		20050 to 20300	20050, 20175, 20300	20MHz	QPSK, 16QAM, 64QAM	100 RB / 0 RB Offset
B	PEAK TO AVERAGE RATIO	19957 to 20393	19957, 20175, 20393	1.4MHz	QPSK, 16QAM, 64QAM	1 RB / 0 RB Offset
		19965 to 20385	19965, 20175, 20385	3MHz	QPSK, 16QAM, 64QAM	1 RB / 0 RB Offset
		19975 to 20375	19975, 20175, 20375	5MHz	QPSK, 16QAM, 64QAM	1 RB / 0 RB Offset
		20000 to 20350	20000, 20175, 20350	10MHz	QPSK, 16QAM, 64QAM	1 RB / 0 RB Offset
		20025 to 20325	20025, 20175, 20325	15MHz	QPSK, 16QAM, 64QAM	1 RB / 0 RB Offset
		20050 to 20300	20050, 20175, 20300	20MHz	QPSK, 16QAM, 64QAM	1 RB / 0 RB Offset
B	BAND EDGE	19957 to 20393	19957	1.4MHz	QPSK, 16QAM, 64QAM	1 RB / 0 RB Offset
						6 RB / 0 RB Offset
			20393	1.4MHz	QPSK, 16QAM, 64QAM	1 RB / 5 RB Offset
						6 RB / 0 RB Offset
		19965 to 20385	19965	3MHz	QPSK, 16QAM, 64QAM	1 RB / 0 RB Offset
						15 RB / 0 RB Offset
			20385	3MHz	QPSK, 16QAM, 64QAM	1 RB / 14 RB Offset
						15 RB / 0 RB Offset
		19975 to 20375	19975	5MHz	QPSK, 16QAM, 64QAM	1 RB / 0 RB Offset
						25 RB / 0 RB Offset
			20375	5MHz	QPSK, 16QAM, 64QAM	1 RB / 24 RB Offset
						25 RB / 0 RB Offset
		20000 to 20350	20000	10MHz	QPSK, 16QAM, 64QAM	1 RB / 0 RB Offset
						50 RB / 0 RB Offset
			20350	10MHz	QPSK, 16QAM, 64QAM	1 RB / 49 RB Offset
						50 RB / 0 RB Offset

B	BAND EDGE	20025 to 20325	20025	15MHz	QPSK, 16QAM, 64QAM	1 RB / 0 RB Offset
						75 RB / 0 RB Offset
			20325	15MHz	QPSK, 16QAM, 64QAM	1 RB / 74 RB Offset
						75 RB / 0 RB Offset
		20050 to 20300	20050	20MHz	QPSK, 16QAM, 64QAM	1 RB / 0 RB Offset
						100 RB / 0 RB Offset
			20300	20MHz	QPSK, 16QAM, 64QAM	1 RB / 99 RB Offset
						100 RB / 0 RB Offset
B	CONDCUDETED EMISSION	19957 to 20393	19957, 20175, 20393	1.4MHz	QPSK	1 RB / 0 RB Offset
		19965 to 20385	19965, 20175, 20385	3MHz	QPSK	1 RB / 0 RB Offset
		19975 to 20375	19975, 20175, 20375	5MHz	QPSK	1 RB / 0 RB Offset
		20000 to 20350	20000, 20175, 20350	10MHz	QPSK	1 RB / 0 RB Offset
		20025 to 20325	20025, 20175, 20325	15MHz	QPSK	1 RB / 0 RB Offset
		20050 to 20300	20050, 20175, 20300	20MHz	QPSK	1 RB / 0 RB Offset
A	RADIATED EMISSION	19957 to 20393	20175	1.4MHz	QPSK	1 RB / 0 RB Offset
		19965 to 20385	19965, 20175, 20385	3MHz	QPSK	1 RB / 0 RB Offset
		19975 to 20375	20175	5MHz	QPSK	1 RB / 0 RB Offset
		20000 to 20350	20175	10MHz	QPSK	1 RB / 0 RB Offset
		20025 to 20325	20175	15MHz	QPSK	1 RB / 0 RB Offset
		20050 to 20300	20175	20MHz	QPSK	1 RB / 0 RB Offset

Note: This device was tested under all bandwidths, RB configurations and modulations. The worst case was found in QPSK modulation.

LTE BAND 7 MODE

EUT CONFIGURE MODE	TEST ITEM	AVAILABLE CHANNEL	TESTED CHANNEL	CHANNEL BANDWIDTH	MODULATION	MODE
B	EIRP	20775 to 21425	20775, 21100, 21425	5MHz	QPSK, 16QAM, 64QAM	1 RB / 0 RB Offset
		20800 to 21400	20800, 21100, 21400	10MHz	QPSK, 16QAM, 64QAM	1 RB / 0RB Offset
		20825 to 21375	20825, 21100, 21375	15MHz	QPSK, 16QAM, 64QAM	1 RB / 0 RB Offset
		20850 to 21350	20850, 21100, 21350	20MHz	QPSK, 16QAM, 64QAM	1 RB / 0 RB Offset
B	FREQUENCY STABILITY	20775 to 21425	20775, 21425	5MHz	QPSK	1 RB / 0 RB Offset
		20800 to 21400	20800, 21400	10MHz	QPSK	1 RB / 0RB Offset
		20825 to 21375	20825, 21375	15MHz	QPSK	1 RB / 0 RB Offset
		20850 to 21350	20850, 21350	20MHz	QPSK	1 RB / 0 RB Offset
B	OCCUPIED BANDWIDTH	20775 to 21425	20775, 21100, 21425	5MHz	QPSK, 16QAM, 64QAM	25 RB / 0 RB Offset
		20800 to 21400	20800, 21100, 21400	10MHz	QPSK, 16QAM, 64QAM	50 RB / 0 RB Offset
		20825 to 21375	20825, 21100, 21375	15MHz	QPSK, 16QAM, 64QAM	75 RB / 0 RB Offset
		20850 to 21350	20850, 21100, 21350	20MHz	QPSK, 16QAM, 64QAM	100 RB / 0 RB Offset
B	BAND EDGE	20775 to 21425	20775	5MHz	QPSK, 16QAM, 64QAM	1 RB / 0 RB Offset
						25 RB / 0 RB Offset
			21425	5MHz	QPSK, 16QAM, 64QAM	1 RB / 24 RB Offset
						25 RB / 0 RB Offset
		20800 to 21400	20800	10MHz	QPSK, 16QAM, 64QAM	1 RB / 0 RB Offset
						50 RB / 0 RB Offset
			21400	10MHz	QPSK, 16QAM, 64QAM	1 RB / 49 RB Offset
						50 RB / 0 RB Offset
		20825 to 21375	20825	15MHz	QPSK, 16QAM, 64QAM	1 RB / 0 RB Offset
						75 RB / 0 RB Offset
			21375	15MHz	QPSK, 16QAM, 64QAM	1 RB / 74 RB Offset
						75 RB / 0 RB Offset
		20850 to 21350	20850	20MHz	QPSK, 16QAM, 64QAM	1 RB / 0 RB Offset
						100 RB / 0 RB Offset
			21350	20MHz	QPSK, 16QAM, 64QAM	1 RB / 99 RB Offset
						100 RB / 0 RB Offset
B	CONDCUDE TED EMISSION	20775 to 21425	20775, 21100, 21425	5MHz	QPSK	1 RB / 0 RB Offset
		20800 to 21400	20800, 21100, 21400	10MHz	QPSK	1 RB / 0RB Offset
		20825 to 21375	20825, 21100, 21375	15MHz	QPSK	1 RB / 0 RB Offset
		20850 to 21350	20850, 21100, 21350	20MHz	QPSK	1 RB / 0 RB Offset
A	RADIATED EMISSION	20775 to 21425	21100	5MHz	QPSK	1 RB / 0 RB Offset
		20800 to 21400	20800, 21100, 21400	10MHz	QPSK	1 RB / 0 RB Offset
		20825 to 21375	21100	15MHz	QPSK	1 RB / 0 RB Offset
		20850 to 21350	21100	20MHz	QPSK	1 RB / 0 RB Offset

Note: This device was tested under all bandwidths, RB configurations and modulations. The worst case was found in QPSK modulation.

LTE BAND 12 MODE

EUT CONFIGURE MODE	TEST ITEM	AVAILABLE CHANNEL	TESTED CHANNEL	CHANNEL BANDWIDTH	MODULATION	MODE
B	ERP	23017 to 23173	23017, 23095 , 23173	1.4MHz	QPSK, 16QAM, 64QAM	1 RB / 0 RB Offset
		23025 to 23165	23025, 23095 ,23165	3MHz	QPSK, 16QAM, 64QAM	1 RB / 0 RB Offset
		23035 to 23155	23035, 23095 ,23155	5MHz	QPSK, 16QAM, 64QAM	1 RB / 0 RB Offset
		23060 to 23130	23060, 23095 ,23130	10MHz	QPSK, 16QAM, 64QAM	1 RB / 0 RB Offset
B	FREQUENCY STABILITY	23017 to 23173	23017, 23173	1.4MHz	QPSK	1 RB / 0 RB Offset
		23025 to 23165	23025, 23165	3MHz	QPSK	1 RB / 0 RB Offset
		23035 to 23155	23035, 23155	5MHz	QPSK	1 RB / 0 RB Offset
		23060 to 23130	23060, 23130	10MHz	QPSK	1 RB / 0 RB Offset
B	OCCUPIED BANDWIDTH	23017 to 23173	23017, 23095 , 23173	1.4MHz	QPSK, 16QAM, 64QAM	6 RB / 0 RB Offset
		23025 to 23165	23025, 23095 ,23165	3MHz	QPSK, 16QAM, 64QAM	15 RB / 0 RB Offset
		23035 to 23155	23035, 23095 ,23155	5MHz	QPSK, 16QAM, 64QAM	25 RB / 0 RB Offset
		23060 to 23130	23060, 23095 ,23130	10MHz	QPSK, 16QAM, 64QAM	50 RB / 0 RB Offset
B	PEAK TO AVERAGE RATIO	23017 to 23173	23017, 23095 , 23173	1.4MHz	QPSK, 16QAM, 64QAM	1 RB / 0 RB Offset
		23025 to 23165	23025, 23095 ,23165	3MHz	QPSK, 16QAM, 64QAM	1 RB / 0 RB Offset
		23035 to 23155	23035, 23095 ,23155	5MHz	QPSK, 16QAM, 64QAM	1 RB / 0 RB Offset
		23060 to 23130	23060, 23095 ,23130	10MHz	QPSK, 16QAM, 64QAM	1 RB / 0 RB Offset
B	BAND EDGE	23017 to 23173	23017	1.4MHz	QPSK	1 RB / 0 RB Offset
						6 RB / 0 RB Offset
			23173	1.4MHz	QPSK	1 RB / 5 RB Offset
						6 RB / 0 RB Offset
		23025 to 23165	23025	3MHz	QPSK	1 RB / 0 RB Offset
						15 RB / 0 RB Offset
			23165	3MHz	QPSK	1 RB / 14 RB Offset
						15 RB / 0 RB Offset
		23035 to 23155	23035	5MHz	QPSK	1 RB / 0 RB Offset
						25 RB / 0 RB Offset
			23155	5MHz	QPSK	1 RB / 24 RB Offset
						25 RB / 0 RB Offset
		23060 to 23130	23060	10MHz	QPSK	1 RB / 0 RB Offset
						50 RB / 0 RB Offset
			23130	10MHz	QPSK	1 RB / 49 RB Offset
						50 RB / 0 RB Offset
B	CONDCUDETED EMISSION	23017 to 23173	23017, 23095 , 23173	1.4MHz	QPSK	1 RB / 0 RB Offset
		23025 to 23165	23025, 23095 ,23165	3MHz	QPSK	1 RB / 0 RB Offset
		23035 to 23155	23035, 23095 ,23155	5MHz	QPSK	1 RB / 0 RB Offset
		23060 to 23130	23060, 23095 ,23130	10MHz	QPSK	1 RB / 0 RB Offset
A	RADIATED EMISSION	23017 to 23173	23095	1.4MHz	QPSK	1 RB / 0 RB Offset
		23025 to 23165	23095	3MHz	QPSK	1 RB / 0 RB Offset
		23035 to 23155	23035, 23095 ,23155	5MHz	QPSK	1 RB / 0 RB Offset
		23060 to 23130	23095	10MHz	QPSK	1 RB / 0 RB Offset

Note: This device was tested under all bandwidths, RB configurations and modulations. The worst case was found in QPSK modulation.

LTE BAND 13 MODE

EUT CONFIGURE MODE	TEST ITEM	AVAILABLE CHANNEL	TESTED CHANNEL	CHANNEL BANDWIDTH	MODULATION	MODE
B	ERP	23205 to 23255	20025, 20175, 20325	5MHz	QPSK,16QAM,64QAM	1 RB / 0 RB Offset
		23230	23230	10MHz	QPSK,16QAM,64QAM	1 RB / 0 RB Offset
B	FREQUENCY STABILITY	23205 to 23255	20025, 20325	1.4MHz	QPSK	1 RB / 0 RB Offset
		23230	23230	10MHz	QPSK	1 RB / 0 RB Offset
B	OCCUPIED BANDWIDTH	23205 to 23255	20025, 20175, 20325	5MHz	QPSK,16QAM,64QAM	25 RB / 0 RB Offset
		23230	23230	10MHz	QPSK,16QAM,64QAM	50 RB / 0 RB Offset
B	BAND EDGE	23205 to 23255	23250	5MHz	QPSK,16QAM, 64QAM	1 RB / 0 RB Offset
						25 RB / 0 RB Offset
			23255	5MHz	QPSK,16QAM, 64QAM	1 RB / 24 RB Offset
						25 RB / 0 RB Offset
		23230	23230	10MHz	QPSK,16QAM, 64QAM	1 RB / 0 RB Offset
						50 RB / 0 RB Offset
			/	10MHz	QPSK,16QAM, 64QAM	1 RB / 49 RB Offset
						50 RB / 0 RB Offset
B	CONDCUDETED EMISSION	23205 to 23255	20025, 20175, 20325	5MHz	QPSK	1 RB / 0 RB Offset
		23230	23230	10MHz	QPSK	1 RB / 0 RB Offset
A	RADIATED EMISSION	23205 to 23255	20025, 20175, 20325	5MHz	QPSK	1 RB / 0 RB Offset
		23230	23230	10MHz	QPSK	1 RB / 0 RB Offset

Note: This device was tested under all bandwidths, RB configurations and modulations. The worst case was found in QPSK modulation.

LTE BAND 17 MODE

EUT CONFIGURE MODE	TEST ITEM	AVAILABLE CHANNEL	TESTED CHANNEL	CHANNEL BANDWIDTH	MODULATION	MODE
B	ERP	23755 to 23825	23755, 23790, 23825	5MHz	QPSK,16QAM,64QAM	1 RB / 0 RB Offset
		23780 to 23800	23780, 23790, 23800	10MHz	QPSK,16QAM,64QAM	1 RB / 0 RB Offset
B	FREQUENCY STABILITY	23755 to 23825	23755, 23825	5MHz	QPSK	1 RB / 0 RB Offset
		23780 to 23800	23780, 23800	10MHz	QPSK	1 RB / 0 RB Offset
B	OCCUPIED BANDWIDTH	23755 to 23825	23755, 23790, 23825	5MHz	QPSK,16QAM,64QAM	25 RB / 0 RB Offset
		23780 to 23800	23780, 23790, 23800	10MHz	QPSK,16QAM,64QAM	50 RB / 0 RB Offset
B	BAND EDGE	23755 to 23825	23755	5MHz	QPSK,16QAM, 64QAM	1 RB / 0 RB Offset
						25 RB / 0 RB Offset
			23825	5MHz	QPSK,16QAM, 64QAM	1 RB / 24 RB Offset
						25 RB / 0 RB Offset
		23780 to 23800	23780	10MHz	QPSK,16QAM, 64QAM	1 RB / 0 RB Offset
						50 RB / 0 RB Offset
			23800	10MHz	QPSK,16QAM, 64QAM	1 RB / 49 RB Offset
						50 RB / 0 RB Offset
B	CONDCUDETED EMISSION	23755 to 23825	23755, 23790, 23825	5MHz	QPSK	1 RB / 0 RB Offset
		23780 to 23800	23780, 23790, 23800	10MHz	QPSK	1 RB / 0 RB Offset
A	RADIATED EMISSION	23755 to 23825	23755, 23790, 23825	5MHz	QPSK	1 RB / 0 RB Offset
		23780 to 23800	23790	10MHz	QPSK	1 RB / 0 RB Offset

Note: This device was tested under all bandwidths, RB configurations and modulations. The worst case was found in QPSK modulation.

LTE BAND 66 MODE

EUT CONFIGURE MODE	TEST ITEM	AVAILABLE CHANNEL	TESTED CHANNEL	CHANNEL BANDWIDTH	MODULATION	MODE
B	EIRP	131979 to 132665	131979,132322,132665	1.4MHz	QPSK,16QAM,64QAM	1 RB / 0 RB Offset
		131987 to 132657	131987,132322,132657	3MHz	QPSK,16QAM,64QAM	1 RB / 0 RB Offset
		131997 to 132647	131997,132322,132647	5MHz	QPSK,16QAM,64QAM	1 RB / 0 RB Offset
		132022 to 132622	132022,132322,132622	10MHz	QPSK,16QAM,64QAM	1 RB / 0 RB Offset
		132047 to 132597	132047,132322,132597	15MHz	QPSK,16QAM,64QAM	1 RB / 0 RB Offset
		132072 to 132572	132072,132322,132572	20MHz	QPSK,16QAM,64QAM	1 RB / 0 RB Offset
B	FREQUENCY STABILITY	131979 to 132665	131979,132665	1.4MHz	QPSK	1 RB / 0 RB Offset
		131987 to 132657	131987,132657	3MHz	QPSK	1 RB / 0 RB Offset
		131997 to 132647	131997,132647	5MHz	QPSK	1 RB / 0 RB Offset
		132022 to 132622	132022,132622	10MHz	QPSK	1 RB / 0 RB Offset
		132047 to 132597	132047,132597	15MHz	QPSK	1 RB / 0 RB Offset
		132072 to 132572	132072,132572	20MHz	QPSK	1 RB / 0 RB Offset
B	OCCUPIED BANDWIDTH	131979 to 132665	131979,132322,132665	1.4MHz	QPSK,16QAM,64QAM	6 RB / 0 RB Offset
		131987 to 132657	131987,132322,132657	3MHz	QPSK,16QAM,64QAM	15 RB / 0 RB Offset
		131997 to 132647	131997,132322,132647	5MHz	QPSK,16QAM,64QAM	25 RB / 0 RB Offset
		132022 to 132622	132022,132322,132622	10MHz	QPSK,16QAM,64QAM	50 RB / 0 RB Offset
		132047 to 132597	132047,132322,132597	15MHz	QPSK,16QAM,64QAM	75 RB / 0 RB Offset
		132072 to 132572	132072,132322,132572	20MHz	QPSK,16QAM,64QAM	100 RB / 0 RB Offset
B	BAND EDGE	131979 to 132322	131979	1.4MHz	QPSK,16QAM, 64QAM	1 RB / 0 RB Offset
						6 RB / 0 RB Offset
			132322	1.4MHz	QPSK,16QAM, 64QAM	1 RB / 5 RB Offset
						6 RB / 0 RB Offset
		131987 to 132657	131987	3MHz	QPSK,16QAM, 64QAM	1 RB / 0 RB Offset
						15 RB / 0 RB Offset
			132657	3MHz	QPSK,16QAM, 64QAM	1 RB / 14 RB Offset
						15 RB / 0 RB Offset
		131987 to 132657	131987	5MHz	QPSK,16QAM, 64QAM	1 RB / 0 RB Offset
						25 RB / 0 RB Offset
			132657	5MHz	QPSK,16QAM, 64QAM	1 RB / 24 RB Offset
						25 RB / 0 RB Offset
		131997 to 132647	131997	10MHz	QPSK,16QAM, 64QAM	1 RB / 0 RB Offset
						50 RB / 0 RB Offset
			132647	10MHz	QPSK,16QAM, 64QAM	1 RB / 49 RB Offset
						50 RB / 0 RB Offset
		132047 to 132597	132047	15MHz	QPSK,16QAM, 64QAM	1 RB / 0 RB Offset
						75 RB / 0 RB Offset
			132597	15MHz	QPSK,16QAM, 64QAM	1 RB / 74 RB Offset
						75 RB / 0 RB Offset
		132072 to 132572	132072	20MHz	QPSK,16QAM, 64QAM	1 RB / 0 RB Offset
						100 RB / 0 RB Offset
			132572	20MHz	QPSK,16QAM, 64QAM	1 RB / 99 RB Offset

						100 RB / 0 RB Offset
B	CONDCUDETED EMISSION	131979 to 132665	131979,132322,132665	1.4MHz	QPSK	1 RB / 0 RB Offset
		131987 to 132657	131987,132322,132657	3MHz	QPSK	1 RB / 0 RB Offset
		131997 to 132647	131997,132322,132647	5MHz	QPSK	1 RB / 0 RB Offset
		132022 to 132622	132022,132322,132622	10MHz	QPSK	1 RB / 0 RB Offset
		132047 to 132597	132047,132322,132597	15MHz	QPSK	1 RB / 0 RB Offset
		132072 to 132572	132072,132322,132572	20MHz	QPSK	1 RB / 0 RB Offset
A	RADIATED EMISSION	131979 to 132665	132322	1.4MHz	QPSK	1 RB / 0 RB Offset
		131987 to 132657	132322	3MHz	QPSK	1 RB / 0 RB Offset
		131997 to 132647	131997,132322,132647	5MHz	QPSK	1 RB / 0 RB Offset
		132022 to 132622	132322	10MHz	QPSK	1 RB / 0 RB Offset
		132047 to 132597	132322	15MHz	QPSK	1 RB / 0 RB Offset
		132072 to 132572	132322	20MHz	QPSK	1 RB / 0 RB Offset

Note: This device was tested under all bandwidths, RB configurations and modulations. The worst case was found in QPSK modulation.

TEST CONDITION:

TEST ITEM	ENVIRONMENTAL CONDITIONS	INPUT POWER	TESTED BY
ERP	23deg. C, 70%RH	DC 5V By Adapter	Jace Hu
FREQUENCY STABILITY	23deg. C, 70%RH	DC5V By Adapter	James Fu
OCCUPIED BANDWIDTH	23deg. C, 70%RH	DC5V By Adapter	James Fu
BAND EDGE	23deg. C, 70%RH	DC 5V By Adapter	James Fu
CONDCUDETED EMISSION	23deg. C, 70%RH	DC5V By Adapter	James Fu
RADIATED EMISSION	23deg. C, 70%RH	DC5V By Adapter	Jace Hu
PEAK TO AVERAGE RATIO	23deg. C, 70%RH	DC 3.85V By Battery	James Fu

2.5 GENERAL DESCRIPTION OF APPLIED STANDARDS

The EUT is a RF product. According to the specifications of the manufacturer, it must comply with the requirements of the following standards:

FCC 47 CFR Part 2

FCC 47 CFR Part 27

KDB 971168 D01 Power Meas License Digital Systems v03r01

ANSI/TIA/EIA-603-D

ANSI/TIA/EIA-603-E

ANSI C63.26-2015

NOTE: All test items have been performed and recorded as per the above standards.

3 TEST TYPES AND RESULTS

3.1 OUTPUT POWER MEASUREMENT

3.1.1 LIMITS OF OUTPUT POWER MEASUREMENT

The radiated peak output power shall be according to the specific rule Part 27.50(h)(2) that “User stations are limited to 2 watts” and 27.50(i) specific that “Peak transmit power must be measure over any interval of continuous transmission using instrumentation calibration in terms of rms-equivalent voltage.”

Fixed, mobile, and portable (hand-held) stations operating in the 1710-1755 MHz band and mobile and portable stations operating in the 1695-1710 MHz and 1755-1780 MHz bands are limited to 1 watt EIRP

3.1.2 TEST PROCEDURES

EIRP MEASUREMENT:

Per KDB 971168 D01 Power Meas License Digital Systems v03r01 or subclause 5.2.5.5 of ANSI C63.26-2015, the relevant equation for determing the ERP or EIRP from the conducted RF output power measured using the guidance provided above is:

ERP or EIRP = $P_{Meas} + G_T – L_C$

Where:

ERP or EIRP = effective radiated power or equivalent isotropically radiated power, respectively (expressed in the same units as P_{Meas}, typically dBW or dBm);

P_{Meas} = measured transmitter output power or PSD, in dBm or dBW;

G_T = gain of the transmitting antenna, in dBd (ERP) or dBi (EIRP);

L_C = signal attenuation in the connecting cable between the transmitter and antenna, in dB.

CONDUCTED POWER MEASUREMENT:

a. The EUT was set up for the maximum power with LTE link data modulation and link up with simulator.
b. Set the EUT to transmit under low, middle and high channel and record the power level shown on simulator.

3.1.3 TEST SETUP

CONDUCTED POWER MEASUREMENT:

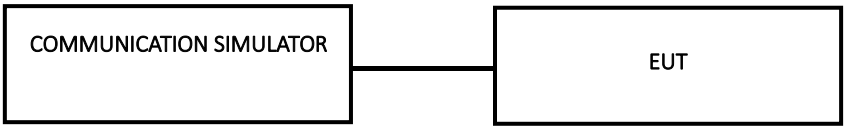

For the actual test configuration, please refer to the attached file (Test Setup Photo).

3.1.4 TEST RESULTS

AVERAGE CONDUCTED OUTPUT POWER (dBm)

Band	WCDMA IV		
Channel	1312	1413	1513
Frequency (MHz)	1712.4	1732.6	1752.6
RMC 12.2K	**24.26**	24.18	24.20
HSDPA Subtest-1	23.25	23.19	23.15
HSDPA Subtest-2	23.23	23.16	23.24
HSDPA Subtest-3	22.65	22.58	22.58
HSDPA Subtest-4	22.65	22.60	22.58
DC-HSDPA Subtest-1	23.14	23.11	23.11
DC-HSDPA Subtest-2	23.19	23.13	23.09
DC-HSDPA Subtest-3	22.56	22.54	22.49
DC-HSDPA Subtest-4	22.58	22.46	22.49
HSUPA Subtest-1	23.11	23.09	23.04
HSUPA Subtest-2	21.26	21.14	21.17
HSUPA Subtest-3	22.26	22.21	22.19
HSUPA Subtest-4	21.18	21.15	21.15
HSUPA Subtest-5	23.24	23.18	23.14
HSPA+ Subtest-1	20.68	20.61	20.69

LTE Band 4

Band/BW	Modulation	RB Size	RB Offset	Low CH 19957 Frequency 1710.7 MHz	Mid CH 20175 Frequency 1732.5 MHz	High CH 20393 Frequency 1754.3 MHz	MPR
4/ 1.4	QPSK	1	0	23.76	23.72	23.82	0
		1	2	23.79	23.72	23.88	0
		1	5	23.73	23.64	23.78	0
		3	0	23.47	23.41	23.66	0
		3	1	23.58	23.51	23.57	0
		3	3	23.46	23.39	23.61	0
		6	0	23.06	22.93	23.13	1
	16QAM	1	0	23.10	23.05	23.17	1
		1	2	23.21	23.09	23.33	1
		1	5	23.14	23.10	23.31	1
		3	0	22.94	22.82	23.04	1
		3	1	22.82	22.88	22.98	1
		3	3	22.90	22.81	23.04	1
		6	0	21.94	21.89	21.98	2
	64QAM	1	0	22.11	22.11	22.28	2
		1	2	22.17	22.13	22.27	2
		1	5	22.15	22.02	22.29	2
		3	0	21.87	20.83	20.90	2
		3	1	21.85	20.83	20.96	2
		3	3	21.91	20.84	21.03	2
		6	0	20.98	20.86	21.08	3

Band/BW	Modulation	RB Size	RB Offset	Low CH 19965 Frequency 1711.5 MHz	Mid CH 20175 Frequency 1732.5 MHz	High CH 20385 Frequency 1753.5 MHz	MPR
4/ 3	QPSK	1	0	23.78	23.74	23.81	0
		1	7	23.75	23.73	23.88	0
		1	14	23.69	23.64	23.78	0
		8	0	22.96	22.94	23.16	1
		8	3	23.01	23.01	23.09	1
		8	7	22.93	22.96	23.15	1
		15	0	23.03	22.94	23.07	1
	16QAM	1	0	23.07	23.11	23.20	1
		1	7	23.18	23.12	23.31	1
		1	14	23.17	23.10	23.31	1
		8	0	21.90	21.83	22.04	2
		8	3	21.87	21.83	22.01	2
		8	7	21.92	21.79	22.00	2
		15	0	21.94	21.83	22.01	2
	64QAM	1	0	22.17	22.14	22.22	2
		1	7	22.20	22.07	22.26	2
		1	14	22.16	22.04	22.29	2
		8	0	20.90	20.87	20.91	3
		8	3	20.89	20.77	21.01	3
		8	7	20.88	20.88	20.99	3
		15	0	21.00	20.83	21.12	3

Band/BW	Modulation	RB Size	RB Offset	Low CH 19975 Frequency 1712.5 MHz	Mid CH 20175 Frequency 1732.5 MHz	High CH 20375 Frequency 1752.5 MHz	MPR
4/ 5	QPSK	1	0	23.79	23.69	23.82	0
		1	12	23.80	23.70	23.88	0
		1	24	23.70	23.63	23.82	0
		12	0	22.99	22.94	23.13	1
		12	6	23.01	23.02	23.10	1
		12	13	22.97	22.92	23.16	1
		25	0	23.01	22.97	23.10	1
	16QAM	1	0	23.08	23.07	23.20	1
		1	12	23.15	23.15	23.30	1
		1	24	23.17	23.10	23.30	1
		12	0	21.90	21.81	22.01	2
		12	6	21.84	21.87	21.97	2
		12	13	21.87	21.81	22.03	2
		25	0	21.94	21.84	21.98	2
	64QAM	1	0	22.11	22.11	22.28	2
		1	12	22.17	22.13	22.26	2
		1	24	22.09	22.09	22.29	2
		12	0	20.91	20.84	20.90	3
		12	6	20.83	20.84	21.00	3
		12	13	20.92	20.87	20.96	3
		25	0	20.96	20.89	21.10	3

Band/BW	Modulation	RB Size	RB Offset	Low CH 20000 Frequency 1715 MHz	Mid CH 20175 Frequency 1732.5 MHz	High CH 20350 Frequency 1750 MHz	MPR
4/ 10	QPSK	1	0	23.76	23.72	23.82	0
		1	24	23.80	23.70	23.89	0
		1	49	23.67	23.67	23.78	0
		25	0	23.00	22.93	23.16	1
		25	12	23.07	22.96	23.10	1
		25	25	22.95	22.89	23.15	1
		50	0	23.06	22.97	23.07	1
	16QAM	1	0	23.08	23.04	23.16	1
		1	24	23.20	23.11	23.33	1
		1	49	23.17	23.11	23.27	1
		25	0	21.92	21.79	22.07	2
		25	12	21.88	21.81	22.02	2
		25	25	21.86	21.82	22.00	2
		50	0	21.98	21.83	22.02	2
	64QAM	1	0	22.10	22.12	22.25	2
		1	24	22.22	22.09	22.30	2
		1	49	22.15	22.03	22.26	2
		25	0	20.89	20.81	20.96	3
		25	12	20.90	20.83	20.94	3
		25	25	20.91	20.84	20.98	3
		50	0	21.01	20.85	21.11	3

Band/BW	Modulation	RB Size	RB Offset	Low CH 20025	Mid CH 20175	High CH 20325	MPR
				Frequency 1717.5 MHz	Frequency 1732.5 MHz	Frequency 1747.5 MHz	
4/ 15	QPSK	1	0	23.83	23.72	23.79	0
		1	37	23.78	23.75	23.84	0
		1	74	23.73	23.70	23.79	0
		36	0	22.97	22.94	23.17	1
		36	19	23.08	23.01	23.10	1
		36	39	22.93	22.90	23.15	1
		75	0	23.06	22.95	23.12	1
	16QAM	1	0	23.12	23.11	23.16	1
		1	37	23.19	23.12	23.33	1
		1	74	23.13	23.16	23.29	1
		36	0	21.96	21.79	22.08	2
		36	19	21.82	21.85	21.98	2
		36	39	21.91	21.80	22.03	2
		75	0	21.99	21.86	21.95	2
	64QAM	1	0	22.12	22.13	22.26	2
		1	37	22.23	22.08	22.27	2
		1	74	22.11	22.02	22.29	2
		36	0	20.94	20.87	20.90	3
		36	19	20.84	20.77	20.96	3
		36	39	20.94	20.91	21.00	3
		75	0	21.00	20.83	21.12	3

Band/BW	Modulation	RB Size	RB Offset	Low CH 20050 Frequency 1720 MHz	Mid CH 20175 Frequency 1732.5 MHz	High CH 20300 Frequency 1745 MHz	MPR
4/ 20	QPSK	1	0	23.84	23.76	23.87	0
		1	50	23.82	23.78	23.90	0
		1	99	23.75	23.71	23.83	0
		50	0	23.03	22.99	23.18	1
		50	25	23.09	23.03	23.15	1
		50	50	23.01	22.97	23.17	1
		100	0	23.07	22.99	23.15	1
	16QAM	1	0	23.15	23.12	23.22	1
		1	50	23.23	23.17	23.35	1
		1	99	23.19	23.18	23.32	1
		50	0	21.98	21.87	22.09	2
		50	25	21.90	21.89	22.03	2
		50	50	21.94	21.86	22.05	2
		100	0	22.00	21.91	22.03	2
	64QAM	1	0	22.18	22.16	22.30	2
		1	50	22.25	22.15	22.32	2
		1	99	22.17	22.10	22.31	2
		50	0	20.95	20.89	20.98	3
		50	25	20.91	20.85	21.02	3
		50	50	20.96	20.92	21.04	3
		100	0	21.02	20.91	21.13	3

LTE Band 7

Band/BW	Modulation	RB Size	RB Offset	Low CH 20775 Frequency 2502.5 MHz	Mid CH 21100 Frequency 2535 MHz	High CH 21425 Frequency 2567.5 MHz	MPR
7/ 5	QPSK	1	0	23.34	23.44	23.20	0
		1	12	23.31	23.37	23.17	0
		1	24	23.26	23.31	23.11	0
		12	0	22.32	22.43	22.24	1
		12	6	22.25	22.42	22.12	1
		12	13	22.26	22.37	22.23	1
		25	0	22.37	22.49	22.24	1
	16QAM	1	0	22.64	22.79	22.54	1
		1	12	22.52	22.68	22.45	1
		1	24	22.67	22.76	22.58	1
		12	0	21.35	21.42	21.24	2
		12	6	21.41	21.60	21.32	2
		12	13	21.49	21.59	21.43	2
		25	0	21.45	21.51	21.27	2
	64QAM	1	0	21.30	21.46	21.25	2
		1	12	21.38	21.50	21.25	2
		1	24	21.29	21.45	21.27	2
		12	0	20.44	20.53	20.21	3
		12	6	20.39	20.56	20.34	3
		12	13	20.41	20.52	20.23	3
		25	0	20.38	20.47	20.30	3

Band/BW	Modulation	RB Size	RB Offset	Low CH 20800	Mid CH 21100	High CH 21400	MPR
				Frequency 2505 MHz	Frequency 2535 MHz	Frequency 2565 MHz	
7/ 10	QPSK	1	0	23.31	23.47	23.20	0
		1	24	23.31	23.37	23.18	0
		1	49	23.23	23.35	23.07	0
		25	0	22.33	22.42	22.27	1
		25	12	22.31	22.36	22.12	1
		25	25	22.24	22.34	22.22	1
		50	0	22.42	22.49	22.21	1
	16QAM	1	0	22.64	22.76	22.50	1
		1	24	22.57	22.64	22.48	1
		1	49	22.67	22.77	22.55	1
		25	0	21.37	21.40	21.30	2
		25	12	21.45	21.54	21.37	2
		25	25	21.48	21.60	21.40	2
		50	0	21.49	21.50	21.31	2
	64QAM	1	0	21.29	21.47	21.22	2
		1	24	21.43	21.46	21.29	2
		1	49	21.35	21.39	21.24	2
		25	0	20.42	20.50	20.27	3
		25	12	20.46	20.55	20.28	3
		25	25	20.40	20.49	20.25	3
		50	0	20.43	20.43	20.31	3

Band/BW	Modulation	RB Size	RB Offset	Low CH 20825	Mid CH 21100	High CH 21375	MPR
				Frequency 2507.5 MHz	Frequency 2535 MHz	Frequency 2562.5 MHz	
7/ 15	QPSK	1	0	23.38	23.47	23.17	0
		1	37	23.29	23.42	23.13	0
		1	74	23.29	23.38	23.08	0
		36	0	22.30	22.43	22.28	1
		36	19	22.32	22.41	22.12	1
		36	39	22.22	22.35	22.22	1
		75	0	22.42	22.47	22.26	1
	16QAM	1	0	22.68	22.83	22.50	1
		1	37	22.56	22.65	22.48	1
		1	74	22.63	22.82	22.57	1
		36	0	21.41	21.40	21.31	2
		36	19	21.39	21.58	21.33	2
		36	39	21.53	21.58	21.43	2
		75	0	21.50	21.53	21.24	2
	64QAM	1	0	21.31	21.48	21.23	2
		1	37	21.44	21.45	21.26	2
		1	74	21.31	21.38	21.27	2
		36	0	20.47	20.56	20.21	3
		36	19	20.40	20.49	20.30	3
		36	39	20.43	20.56	20.27	3
		75	0	20.42	20.41	20.32	3

Band/BW	Modulation	RB Size	RB Offset	Low CH 20850	Mid CH 21100	High CH 21350	MPR
				Frequency 2510 MHz	Frequency 2535 MHz	Frequency 2560 MHz	
7/ 20	QPSK	1	0	23.39	23.51	23.25	0
		1	50	23.33	23.45	23.19	0
		1	99	23.31	23.39	23.12	0
		50	0	22.36	22.48	22.29	1
		50	25	22.33	22.43	22.17	1
		50	50	22.30	22.42	22.24	1
		100	0	22.43	22.51	22.29	1
	16QAM	1	0	22.71	22.84	22.56	1
		1	50	22.60	22.70	22.50	1
		1	99	22.69	22.84	22.60	1
		50	0	21.43	21.48	21.32	2
		50	25	21.47	21.62	21.38	2
		50	50	21.56	21.64	21.45	2
		100	0	21.51	21.58	21.32	2
	64QAM	1	0	21.37	21.51	21.27	2
		1	50	21.46	21.52	21.31	2
		1	99	21.37	21.46	21.29	2
		50	0	20.48	20.58	20.29	3
		50	25	20.47	20.57	20.36	3
		50	50	20.45	20.57	20.31	3
		100	0	20.44	20.49	20.33	3

LTE Band 12

Band/BW	Modulation	RB Size	RB Offset	Low CH 23017 Frequency 699.7 MHz	Mid CH 23095 Frequency 707.5 MHz	High CH 23173 Frequency 715.3 MHz	MPR
12/ 1.4	QPSK	1	0	23.70	23.87	23.53	0
		1	2	23.69	23.77	23.61	0
		1	5	23.85	23.59	23.78	0
		3	0	24.04	23.98	24.00	0
		3	1	23.95	24.01	23.90	0
		3	3	24.00	23.90	24.07	0
		6	0	23.05	23.03	22.93	1
	16QAM	1	0	22.70	22.94	23.05	1
		1	2	22.66	22.46	22.99	1
		1	5	22.66	22.47	22.97	1
		3	0	23.08	23.08	22.99	1
		3	1	22.99	23.11	22.96	1
		3	3	23.03	23.03	23.00	1
		6	0	21.93	22.02	21.89	2
	64QAM	1	0	22.02	21.96	22.02	2
		1	2	21.98	22.02	21.91	2
		1	5	22.01	21.91	21.84	2
		3	0	22.40	22.38	22.26	2
		3	1	22.26	22.36	22.35	2
		3	3	22.24	22.05	22.26	2
		6	0	21.06	21.18	21.10	3

Band/BW	Modulation	RB Size	RB Offset	Low CH 23025 Frequency 700.5 MHz	Mid CH 23095 Frequency 707.5 MHz	High CH 23165 Frequency 714.5 MHz	MPR
12/ 3	QPSK	1	0	23.72	23.89	23.52	0
		1	7	23.65	23.78	23.61	0
		1	14	23.81	23.59	23.78	0
		8	0	23.03	23.01	23.00	1
		8	3	22.88	23.01	22.92	1
		8	7	22.97	22.97	23.11	1
		15	0	23.02	23.04	22.87	1
	16QAM	1	0	22.67	23.00	23.08	1
		1	7	22.63	22.49	22.97	1
		1	14	22.69	22.47	22.97	1
		8	0	22.04	22.09	21.99	2
		8	3	22.04	22.06	21.99	2
		8	7	22.05	22.01	21.96	2
		15	0	21.93	21.96	21.92	2
	64QAM	1	0	22.08	21.99	21.96	2
		1	7	22.01	21.96	21.90	2
		1	14	22.02	21.93	21.84	2
		8	0	21.43	21.42	21.27	3
		8	3	21.30	21.30	21.40	3
		8	7	21.21	21.09	21.22	3
		15	0	21.08	21.15	21.14	3

Band/BW	Modulation	RB Size	RB Offset	Low CH 23035 Frequency 701.5 MHz	Mid CH 23095 Frequency 707.5 MHz	High CH 23155 Frequency 713.5 MHz	MPR
12/ 5	QPSK	1	0	23.73	23.84	23.53	0
		1	12	23.70	23.75	23.61	0
		1	24	23.82	23.58	23.82	0
		12	0	23.06	23.01	22.97	1
		12	6	22.88	23.02	22.93	1
		12	13	23.01	22.93	23.12	1
		25	0	23.00	23.07	22.90	1
	16QAM	1	0	22.68	22.96	23.08	1
		1	12	22.60	22.52	22.96	1
		1	24	22.69	22.47	22.96	1
		12	0	22.04	22.07	21.96	2
		12	6	22.01	22.10	21.95	2
		12	13	22.00	22.03	21.99	2
		25	0	21.93	21.97	21.89	2
	64QAM	1	0	22.02	21.96	22.02	2
		1	12	21.98	22.02	21.90	2
		1	24	21.95	21.98	21.84	2
		12	0	21.44	21.39	21.26	3
		12	6	21.24	21.37	21.39	3
		12	13	21.25	21.08	21.19	3
		25	0	21.04	21.21	21.12	3

Band/BW	Modulation	RB Size	RB Offset	Low CH 23060 Frequency 704 MHz	Mid CH 23095 Frequency 707.5 MHz	High CH 23130 Frequency 711 MHz	MPR
12/ 10	QPSK	1	0	23.98	24.11	23.88	0
		1	24	23.72	23.83	23.63	0
		1	49	23.87	23.66	23.83	0
		25	0	23.10	23.06	23.02	1
		25	12	22.96	23.03	22.98	1
		25	25	23.05	23.14	23.13	1
		50	0	23.06	23.09	22.95	1
	16QAM	1	0	22.75	23.01	23.10	1
		1	24	22.68	22.54	23.01	1
		1	49	22.71	22.55	22.98	1
		25	0	22.12	22.13	22.04	2
		25	12	22.07	22.12	22.01	2
		25	25	22.07	22.08	22.01	2
		50	0	21.99	22.04	21.94	2
	64QAM	1	0	22.09	22.01	22.04	2
		1	24	22.06	22.04	21.96	2
		1	49	22.03	21.99	21.86	2
		25	0	21.48	21.44	21.34	3
		25	12	21.32	21.38	21.41	3
		25	25	21.29	21.13	21.27	3
		50	0	21.10	21.23	21.15	3

LTE Band 13

Band/BW	Modulation	RB Size	RB Offset	Low CH 23205 Frequency 779.5 MHz	Mid CH 23230 Frequency 782.0 MHz	High CH 23255 Frequency 784.5 MHz	MPR
13/ 5	QPSK	1	0	23.98	24.01	23.95	0
		1	12	23.93	23.99	23.96	0
		1	24	23.97	23.91	23.99	0
		12	0	23.23	23.17	23.15	1
		12	6	23.22	23.16	23.32	1
		12	13	23.24	23.15	23.17	1
		25	0	23.07	23.12	23.16	1
	16QAM	1	0	22.85	22.83	22.87	1
		1	12	22.83	22.87	22.91	1
		1	24	22.86	22.92	22.89	1
		12	0	22.08	22.15	22.11	2
		12	6	22.21	22.18	22.15	2
		12	13	22.23	22.17	22.19	2
		25	0	22.35	22.37	22.41	2
	64QAM	1	0	22.41	22.37	22.47	2
		1	12	21.89	21.91	22.15	2
		1	24	21.91	21.96	21.97	2
		12	0	21.08	21.13	21.15	3
		12	6	21.19	21.22	21.09	3
		12	13	21.14	21.19	21.22	3
		25	0	21.21	21.25	21.19	3

Band/BW	Modulation	RB Size	RB Offset	/	Mid CH 23230	/	MPR
				/	Frequency 782.0 MHz	/	
13/ 10	QPSK	1	0	/	24.08	/	0
		1	24	/	24.04	/	0
		1	49	/	24.06	/	0
		25	0	/	23.27	/	1
		25	12	/	23.12	/	1
		25	25	/	23.15	/	1
		50	0	/	23.13	/	1
	16QAM	1	0	/	23.51	/	1
		1	24	/	23.39	/	1
		1	49	/	23.43	/	1
		25	0	/	22.28	/	2
		25	12	/	22.31	/	2
		25	25	/	22.24	/	2
		50	0	/	22.19	/	2
	64QAM	1	0	/	22.23	/	2
		1	24	/	21.95	/	2
		1	49	/	22.00	/	2
		25	0	/	21.23	/	3
		25	12	/	21.20	/	3
		25	25	/	21.17	/	3
		50	0	/	21.18	/	3

LTE Band 17

Band/BW	Modulation	RB Size	RB Offset	Low CH 23755 Frequency 706.5 MHz	Mid CH 23790 Frequency 710 MHz	High CH 23825 Frequency 713.5 MHz	MPR
17/ 5	QPSK	1	0	23.90	23.74	23.88	0
		1	12	23.96	23.67	23.93	0
		1	24	23.95	23.66	23.90	0
		12	0	22.70	22.63	22.60	1
		12	6	22.64	22.68	22.67	1
		12	13	22.55	22.58	22.66	1
		25	0	22.55	22.59	22.58	1
	16QAM	1	0	23.02	22.87	22.89	1
		1	12	23.08	22.91	22.97	1
		1	24	23.15	22.73	22.92	1
		12	0	21.69	21.68	21.65	2
		12	6	21.66	21.65	21.60	2
		12	13	21.62	21.71	21.86	2
		25	0	21.69	21.65	21.63	2
	64QAM	1	0	22.23	22.18	22.26	2
		1	12	22.17	22.12	22.18	2
		1	24	22.10	21.95	22.07	2
		12	0	20.79	20.71	20.84	3
		12	6	20.85	20.94	20.99	3
		12	13	21.11	21.00	21.08	3
		25	0	21.09	21.04	21.05	3

Band/BW	Modulation	RB Size	RB Offset	Low CH 23780 Frequency 709 MHz	Mid CH 23790 Frequency 710 MHz	High CH 23800 Frequency 711 MHz	MPR
17/ 10	QPSK	1	0	23.95	23.81	23.93	0
		1	24	23.98	23.75	23.95	0
		1	49	24.00	23.74	23.91	0
		25	0	22.74	22.68	22.65	1
		25	12	22.72	22.69	22.72	1
		25	25	22.59	22.63	22.67	1
		50	0	22.64	22.61	22.63	1
	16QAM	1	0	23.09	22.92	22.91	1
		1	24	23.16	22.93	23.02	1
		1	49	23.17	22.81	22.94	1
		25	0	21.77	21.74	21.73	2
		25	12	21.72	21.67	21.66	2
		25	25	21.69	21.76	21.88	2
		50	0	21.75	21.72	21.68	2
	64QAM	1	0	22.30	22.23	22.28	2
		1	24	22.25	22.14	22.24	2
		1	49	22.18	21.96	22.09	2
		25	0	20.83	20.76	20.92	3
		25	12	20.93	20.95	21.01	3
		25	25	21.15	21.05	21.16	3
		50	0	21.15	21.06	21.08	3

LTE Band 66

Band/BW	Modulation	RB Size	RB Offset	Low CH 131979 Frequency 1710.7MHz	Mid CH 132322 Frequency 1745MHz	High CH 132665 Frequency 1779.3MHz	MPR
66/ 1.4	QPSK	1	0	23.83	24.14	23.99	0
		1	2	23.83	24.13	23.96	0
		1	5	23.80	24.10	23.91	0
		3	0	24.01	24.05	24.15	0
		3	1	24.00	24.04	24.13	0
		3	3	23.82	24.12	23.95	0
		6	0	23.03	23.35	23.10	1
	16QAM	1	0	23.02	23.34	23.17	1
		1	2	23.08	23.45	23.16	1
		1	5	22.97	23.39	23.13	1
		3	0	22.94	23.29	23.02	1
		3	1	22.77	23.18	23.03	1
		3	3	22.82	23.21	22.93	1
		6	0	21.92	22.21	22.07	2
	64QAM	1	0	21.81	22.23	22.01	2
		1	2	21.80	22.15	21.96	2
		1	5	21.83	22.22	21.90	2
		3	0	22.11	22.39	22.27	2
		3	1	21.97	22.33	22.15	2
		3	3	21.99	22.36	22.12	2
		6	0	21.04	21.39	21.12	3

Band/BW	Modulation	RB Size	RB Offset	Low CH 131987 Frequency 1711.5MHz	Mid CH 132322 Frequency 1745MHz	High CH 132657 Frequency 1778.5MHz	MPR
66/ 3	QPSK	1	0	23.85	24.13	24.01	0
		1	7	23.79	24.13	23.97	0
		1	14	23.76	24.10	23.91	0
		8	0	23.00	23.45	23.18	1
		8	3	22.93	23.26	23.13	1
		8	7	22.79	23.26	23.02	1
		15	0	23.00	23.29	23.11	1
	16QAM	1	0	22.99	23.37	23.23	1
		1	7	23.05	23.43	23.19	1
		1	14	23.00	23.39	23.13	1
		8	0	21.90	22.29	22.03	2
		8	3	21.82	22.21	21.98	2
		8	7	21.84	22.17	21.91	2
		15	0	21.92	22.24	22.01	2
	64QAM	1	0	21.87	22.17	22.04	2
		1	7	21.83	22.14	21.90	2
		1	14	21.84	22.22	21.92	2
		8	0	21.14	21.40	21.31	3
		8	3	21.01	21.38	21.09	3
		8	7	20.96	21.32	21.16	3
		15	0	21.06	21.43	21.09	3

Band/BW	Modulation	RB Size	RB Offset	Low CH 131997 Frequency 1712.5MHz	Mid CH 132322 Frequency 1745MHz	High CH 132647 Frequency 1777.5MHz	MPR
66/ 5	QPSK	1	0	23.46	23.74	23.56	0
		1	12	23.44	23.73	23.54	0
		1	24	23.37	23.74	23.50	0
		12	0	22.63	23.02	22.78	1
		12	6	22.53	22.87	22.74	1
		12	13	22.43	22.87	22.58	1
		25	0	22.58	22.92	22.74	1
	16QAM	1	0	22.60	22.97	22.79	1
		1	12	22.62	23.02	22.82	1
		1	24	22.60	22.98	22.73	1
		12	0	21.50	21.86	21.61	2
		12	6	21.39	21.77	21.62	2
		12	13	21.39	21.80	21.53	2
		25	0	21.52	21.81	21.62	2
	64QAM	1	0	21.41	21.83	21.61	2
		1	12	21.40	21.74	21.56	2
		1	24	21.37	21.82	21.57	2
		12	0	20.75	20.99	20.88	3
		12	6	20.55	20.97	20.76	3
		12	13	20.60	20.89	20.75	3
		25	0	20.62	21.01	20.75	3

Band/BW	Modulation	RB Size	RB Offset	Low CH 132022 Frequency 1715MHz	Mid CH 132322 Frequency 1745MHz	High CH 132622 Frequency 1775MHz	MPR
66/ 10	QPSK	1	0	23.43	23.74	23.59	0
		1	24	23.44	23.74	23.54	0
		1	49	23.34	23.70	23.54	0
		25	0	22.64	23.05	22.77	1
		25	12	22.59	22.87	22.68	1
		25	25	22.41	22.86	22.55	1
		50	0	22.63	22.89	22.74	1
	16QAM	1	0	22.60	22.93	22.76	1
		1	24	22.67	23.05	22.78	1
		1	49	22.60	22.95	22.74	1
		25	0	21.52	21.92	21.59	2
		25	12	21.43	21.82	21.56	2
		25	25	21.38	21.77	21.54	2
		50	0	21.56	21.85	21.61	2
	64QAM	1	0	21.40	21.80	21.62	2
		1	24	21.45	21.78	21.52	2
		1	49	21.43	21.79	21.51	2
		25	0	20.73	21.05	20.85	3
		25	12	20.62	20.91	20.75	3
		25	25	20.59	20.91	20.72	3
		50	0	20.67	21.02	21.71	3

Band/BW	Modulation	RB Size	RB Offset	Low CH 132072 Frequency 1720MHz	Mid CH 132322 Frequency 1745MHz	High CH 132572 Frequency 1770MHz	MPR
66/ 15	QPSK	1	0	23.50	23.69	23.59	0
		1	37	23.42	23.71	23.59	0
		1	74	23.40	23.06	23.57	0
		36	0	22.61	22.87	22.78	1
		36	19	22.60	22.86	22.73	1
		36	39	22.39	22.94	22.56	1
		75	0	22.63	22.93	22.72	1
	16QAM	1	0	22.64	23.05	22.83	1
		1	37	22.66	22.97	22.79	1
		1	74	22.56	21.93	22.79	1
		36	0	21.56	21.78	21.59	2
		36	19	21.37	21.80	21.60	2
		36	39	21.43	21.78	21.52	2
		75	0	21.57	21.81	21.64	2
	64QAM	1	0	21.42	21.75	21.63	2
		1	37	21.46	21.82	21.51	2
		1	74	21.39	20.99	21.50	2
		36	0	20.78	20.93	20.91	3
		36	19	20.56	20.93	20.69	3
		36	39	20.62	21.03	20.79	3
		75	0	20.66	20.69	20.69	3

Band/BW	Modulation	RB Size	RB Offset	Low CH 132072 Frequency 1720MHz	Mid CH 132322 Frequency 1745MHz	High CH 132572 Frequency 1770MHz	MPR
66/ 20	QPSK	1	0	23.91	24.19	24.03	0
		1	50	23.86	24.15	24.02	0
		1	99	23.82	24.15	23.98	0
		50	0	23.07	23.27	23.23	1
		50	25	23.01	23.12	23.15	1
		50	50	22.87	23.08	23.03	1
		100	0	23.04	23.17	23.16	1
	16QAM	1	0	23.07	23.39	23.24	1
		1	50	23.10	23.47	23.24	1
		1	99	23.02	23.40	23.21	1
		50	0	21.98	22.34	22.07	2
		50	25	21.85	22.23	22.04	2
		50	50	21.86	22.22	21.98	2
		100	0	21.98	22.26	22.09	2
	64QAM	1	0	21.88	22.25	22.06	2
		1	50	21.88	22.20	21.98	2
		1	99	21.85	22.24	21.98	2
		50	0	21.19	21.47	21.33	3
		50	25	21.03	21.39	21.17	3
		50	50	21.04	21.37	21.20	3
		100	0	21.08	21.44	21.17	3

EIRP

WCDMA IV

Channel	Frequency (MHz)	Conducted Power (dBm)	G_T-L_C (dB)	EIRP (dBm)	EIRP (mW)	Limit (W)
1312	1712.4	24.26	-0.5	23.76	**237.68**	1
1413	1732.6	24.18	-0.5	23.68	233.35	1
1513	1752.6	24.20	-0.5	23.7	234.42	1

LTE BAND 4
CHANNEL BANDWIDTH: 1.4MHz QPSK

Channel	Frequency (MHz)	Conducted Power (dBm)	G_T-L_C (dB)	EIRP (dBm)	EIRP (mW)	Limit (W)
19957	1710.7	23.79	-0.5	23.29	213.30	1
20175	1732.5	23.72	-0.5	23.22	209.89	1
20393	1754.3	23.88	-0.5	23.38	217.77	1

CHANNEL BANDWIDTH: 1.4MHz 16QAM

Channel	Frequency (MHz)	Conducted Power (dBm)	G_T-L_C (dB)	EIRP (dBm)	EIRP (mW)	Limit (W)
19957	1710.7	23.21	-0.5	22.71	186.64	1
20175	1732.5	23.1	-0.5	22.6	181.97	1
20393	1754.3	23.33	-0.5	22.83	191.87	1

CHANNEL BANDWIDTH: 1.4MHz 64QAM

Channel	Frequency (MHz)	Conducted Power (dBm)	G_T-L_C (dB)	EIRP (dBm)	EIRP (mW)	Limit (W)
19957	1710.7	22.17	-0.5	21.67	146.89	1
20175	1732.5	22.13	-0.5	21.63	145.55	1
20393	1754.3	22.28	-0.5	21.78	150.66	1

CHANNEL BANDWIDTH: 3MHz QPSK

Channel	Frequency (MHz)	Conducted Power (dBm)	G_T-L_C (dB)	EIRP (dBm)	EIRP (mW)	Limit (W)
19965	1711.5	23.78	-0.5	23.28	212.81	1
20175	1732.5	23.74	-0.5	23.24	210.86	1
20385	1753.5	23.88	-0.5	23.38	217.77	1

CHANNEL BANDWIDTH: 3MHz 16QAM

Channel	Frequency (MHz)	Conducted Power (dBm)	G_T-L_C (dB)	EIRP (dBm)	EIRP (mW)	Limit (W)
19965	1711.5	23.18	-0.5	22.68	185.35	1
20175	1732.5	23.12	-0.5	22.62	182.81	1
20385	1753.5	23.31	-0.5	22.81	190.99	1

CHANNEL BANDWIDTH: 3MHz 64QAM

Channel	Frequency (MHz)	Conducted Power (dBm)	G_T-L_C (dB)	EIRP (dBm)	EIRP (mW)	Limit (W)
19965	1711.5	22.2	-0.5	21.7	147.91	1
20175	1732.5	23.12	-0.5	22.62	182.81	1
20385	1753.5	23.31	-0.5	22.81	190.99	1

CHANNEL BANDWIDTH: 5MHz QPSK

Channel	Frequency (MHz)	Conducted Power (dBm)	G_T-L_C (dB)	EIRP (dBm)	EIRP (mW)	Limit (W)
19975	1712.5	23.79	-0.5	23.29	213.30	1
20175	1732.5	23.7	-0.5	23.2	208.93	1
20375	1752.5	23.88	-0.5	23.38	217.77	1

CHANNEL BANDWIDTH: 5MHz 16QAM

Channel	Frequency (MHz)	Conducted Power (dBm)	G_T-L_C (dB)	EIRP (dBm)	EIRP (mW)	Limit (W)
19975	1712.5	23.17	-0.5	22.67	184.93	1
20175	1732.5	23.15	-0.5	22.65	184.08	1
20375	1752.5	23.3	-0.5	22.8	190.55	1

CHANNEL BANDWIDTH: 5MHz 64QAM

Channel	Frequency (MHz)	Conducted Power (dBm)	G_T-L_C (dB)	EIRP (dBm)	EIRP (mW)	Limit (W)
19975	1712.5	22.17	-0.5	21.67	146.89	1
20175	1732.5	22.13	-0.5	21.63	145.55	1
20375	1752.5	22.29	-0.5	21.79	151.01	1

CHANNEL BANDWIDTH: 10MHz QPSK

Channel	Frequency (MHz)	Conducted Power (dBm)	G_T-L_C (dB)	EIRP (dBm)	EIRP (mW)	Limit (W)
20000	1715	23.8	-0.5	23.3	213.80	1
20175	1732.5	23.72	-0.5	23.22	209.89	1
20350	1750	23.89	-0.5	23.39	218.27	1

CHANNEL BANDWIDTH: 10MHz 16QAM

Channel	Frequency (MHz)	Conducted Power (dBm)	G_T-L_C (dB)	EIRP (dBm)	EIRP (mW)	Limit (W)
20000	1715	23.2	-0.5	22.7	186.21	1
20175	1732.5	23.11	-0.5	22.61	182.39	1
20350	1750	23.33	-0.5	22.83	191.87	1

CHANNEL BANDWIDTH: 10MHz 64QAM

Channel	Frequency (MHz)	Conducted Power (dBm)	G_T-L_C (dB)	EIRP (dBm)	EIRP (mW)	Limit (W)
20000	1715	22.22	-0.5	21.72	148.59	1
20175	1732.5	22.12	-0.5	21.62	145.21	1
20350	1750	22.3	-0.5	21.8	151.36	1

CHANNEL BANDWIDTH: 15MHz QPSK

Channel	Frequency (MHz)	Conducted Power (dBm)	G_T-L_C (dB)	EIRP (dBm)	EIRP (mW)	Limit (W)
20025	1717.5	23.83	-0.5	23.33	215.28	1
20175	1732.5	23.75	-0.5	23.25	211.35	1
20325	1747.5	23.84	-0.5	23.34	215.77	1

CHANNEL BANDWIDTH: 15MHz 16QAM

Channel	Frequency (MHz)	Conducted Power (dBm)	G_T-L_C (dB)	EIRP (dBm)	EIRP (mW)	Limit (W)
20025	1717.5	23.19	-0.5	22.69	185.78	1
20175	1732.5	23.16	-0.5	22.66	184.5	1
20325	1747.5	23.33	-0.5	22.83	191.87	1

CHANNEL BANDWIDTH: 15MHz 64QAM

Channel	Frequency (MHz)	Conducted Power (dBm)	G_T-L_C (dB)	EIRP (dBm)	EIRP (mW)	Limit (W)
20025	1717.5	22.23	-0.5	21.73	148.94	1
20175	1732.5	22.13	-0.5	21.63	145.55	1
20325	1747.5	22.29	-0.5	21.79	151.01	1

CHANNEL BANDWIDTH: 20MHz QPSK

Channel	Frequency (MHz)	Conducted Power (dBm)	G_T-L_C (dB)	EIRP (dBm)	EIRP (mW)	Limit (W)
20050	1720	23.84	-0.5	23.34	215.77	1
20175	1732.5	23.78	-0.5	23.28	212.81	1
20300	1745	23.90	-0.5	23.40	218.78	1

CHANNEL BANDWIDTH: 20MHz 16QAM

Channel	Frequency (MHz)	Conducted Power (dBm)	G_T-L_C (dB)	EIRP (dBm)	EIRP (mW)	Limit (W)
20050	1720	23.23	-0.5	22.73	187.5	1
20175	1732.5	23.18	-0.5	22.68	185.35	1
20300	1745	23.35	-0.5	22.85	192.75	1

CHANNEL BANDWIDTH: 20MHz 64QAM

Channel	Frequency (MHz)	Conducted Power (dBm)	G_T-L_C (dB)	EIRP (dBm)	EIRP (mW)	Limit (W)
20050	1720	22.25	-0.5	21.75	149.62	1
20175	1732.5	22.16	-0.5	21.66	146.55	1
20300	1745	22.32	-0.5	21.82	152.05	1

REMARKS: ERP Output Power (dBm) = EIRP (dBm) -2.15(dB).

LTE BAND 7
CHANNEL BANDWIDTH: 5MHz QPSK

Channel	Frequency (MHz)	Conducted Power (dBm)	G_T-L_C (dB)	EIRP (dBm)	EIRP (mW)	Limit (W)
20775	2502.5	23.34	-0.2	23.14	206.06	2
21100	2535.0	23.44	-0.2	23.24	210.86	2
21425	2567.5	23.2	-0.2	23	199.53	2

CHANNEL BANDWIDTH: 5MHz 16QAM

Channel	Frequency (MHz)	Conducted Power (dBm)	G_T-L_C (dB)	EIRP (dBm)	EIRP (mW)	Limit (W)
20775	2502.5	22.67	-0.2	22.47	176.6	2
21100	2535.0	22.79	-0.2	22.59	181.55	2
21425	2567.5	22.58	-0.2	22.38	172.98	2

CHANNEL BANDWIDTH: 5MHz 64QAM

Channel	Frequency (MHz)	Conducted Power (dBm)	G_T-L_C (dB)	EIRP (dBm)	EIRP (mW)	Limit (W)
20775	2502.5	21.38	-0.2	21.18	131.22	2
21100	2535	21.5	-0.2	21.3	134.9	2
21425	2567.5	21.27	-0.2	21.07	127.94	2

CHANNEL BANDWIDTH: 10MHz QPSK

Channel	Frequency (MHz)	Conducted Power (dBm)	G_T-L_C (dB)	EIRP (dBm)	EIRP (mW)	Limit (W)
20800	2505.0	23.31	-0.2	23.11	204.64	2
21100	2535.0	23.47	-0.2	23.27	212.32	2
21400	2565.0	23.2	-0.2	23	199.53	2

CHANNEL BANDWIDTH: 10MHz 16QAM

Channel	Frequency (MHz)	Conducted Power (dBm)	G_T-L_C (dB)	EIRP (dBm)	EIRP (mW)	Limit (W)
20800	2505.0	22.67	-0.2	22.47	176.6	2
21100	2535.0	22.77	-0.2	22.57	180.72	2
21400	2565.0	22.55	-0.2	22.35	171.79	2

CHANNEL BANDWIDTH: 10MHz 64QAM

Channel	Frequency (MHz)	Conducted Power (dBm)	G_T-L_C (dB)	EIRP (dBm)	EIRP (mW)	Limit (W)
20800	2505	21.43	-0.2	21.23	132.74	2
21100	2535	21.47	-0.2	21.27	133.97	2
21400	2565	21.29	-0.2	21.09	128.53	2

CHANNEL BANDWIDTH: 15MHz QPSK

Channel	Frequency (MHz)	Conducted Power (dBm)	G_T-L_C (dB)	EIRP (dBm)	EIRP (mW)	Limit (W)
20825	2507.5	23.29	-0.2	23.09	203.70	2
21100	2535.0	23.47	-0.2	23.27	212.32	2
21375	2562.5	23.17	-0.2	22.97	198.15	2

CHANNEL BANDWIDTH: 15MHz 16QAM

Channel	Frequency (MHz)	Conducted Power (dBm)	G_T-L_C (dB)	EIRP (dBm)	EIRP (mW)	Limit (W)
20825	2507.5	22.68	-0.2	22.48	177.01	2
21100	2535.0	22.83	-0.2	22.63	183.23	2
21375	2562.5	22.57	-0.2	22.37	172.58	2

CHANNEL BANDWIDTH: 15MHz 64QAM

Channel	Frequency (MHz)	Conducted Power (dBm)	G_T-L_C (dB)	EIRP (dBm)	EIRP (mW)	Limit (W)
20825	2507.5	21.44	-0.2	21.24	133.05	2
21100	2535	21.48	-0.2	21.28	134.28	2
21375	2562.5	21.27	-0.2	21.07	127.94	2

CHANNEL BANDWIDTH: 20MHz QPSK

Channel	Frequency (MHz)	Conducted Power (dBm)	G_T-L_C (dB)	EIRP (dBm)	EIRP (mW)	Limit (W)
20850	2510.0	23.39	-0.2	23.19	208.45	2
21100	2535.0	23.51	-0.2	23.31	214.29	2
21350	2560.0	23.25	-0.2	23.05	201.84	2

CHANNEL BANDWIDTH: 20MHz 16QAM

Channel	Frequency (MHz)	Conducted Power (dBm)	G_T-L_C (dB)	EIRP (dBm)	EIRP (mW)	Limit (W)
20850	2510.0	22.71	-0.2	22.51	178.24	2
21100	2535.0	22.84	-0.2	22.64	183.65	2
21350	2560.0	22.6	-0.2	22.4	173.78	2

CHANNEL BANDWIDTH: 20MHz 64QAM

Channel	Frequency (MHz)	Conducted Power (dBm)	G_T-L_C (dB)	EIRP (dBm)	EIRP (mW)	Limit (W)
20850	2510	21.46	-0.2	21.26	133.66	2
21100	2535	21.52	-0.2	21.32	135.52	2
21350	2560	21.31	-0.2	21.11	129.12	2

REMARKS: ERP Output Power (dBm) = EIRP (dBm) -2.15(dB).

LTE BAND 12
CHANNEL BANDWIDTH: 1.4MHz QPSK

Channel	Frequency (MHz)	Conducted Power (dBm)	G_T-L_C (dB)	ERP (dBm)	ERP (mW)	Limit (W)
23017	699.7	24.04	-2.9	18.99	79.25	3
23095	707.5	24.01	-2.9	18.96	78.70	3
23173	715.3	24.07	-2.9	19.02	79.80	3

CHANNEL BANDWIDTH: 1.4MHz 16QAM

Channel	Frequency (MHz)	Conducted Power (dBm)	G_T-L_C (dB)	ERP (dBm)	ERP (mW)	Limit (W)
23017	699.7	23.08	-2.9	18.03	63.53	3
23095	707.5	23.11	-2.9	18.06	63.97	3
23173	715.3	23.05	-2.9	18	63.1	3

CHANNEL BANDWIDTH: 1.4MHz 64QAM

Channel	Frequency (MHz)	Conducted Power (dBm)	G_T-L_C (dB)	ERP (dBm)	ERP (mW)	Limit (W)
23017	699.7	22.4	-2.9	17.35	54.33	3
23095	707.5	22.38	-2.9	17.33	54.08	3
23173	715.3	22.35	-2.9	17.3	53.7	3

CHANNEL BANDWIDTH: 3MHz QPSK

Channel	Frequency (MHz)	Conducted Power (dBm)	G_T-L_C (dB)	ERP (dBm)	ERP (mW)	Limit (W)
23025	700.5	23.81	-2.9	18.76	75.16	3
23095	707.5	23.89	-2.9	18.84	76.56	3
23165	714.5	23.78	-2.9	18.73	74.64	3

CHANNEL BANDWIDTH: 3MHz 16QAM

Channel	Frequency (MHz)	Conducted Power (dBm)	G_T-L_C (dB)	ERP (dBm)	ERP (mW)	Limit (W)
23025	700.5	22.69	-2.9	17.64	58.08	3
23095	707.5	23	-2.9	17.95	62.37	3
23165	714.5	23.08	-2.9	18.03	63.53	3

CHANNEL BANDWIDTH: 3MHz 64QAM

Channel	Frequency (MHz)	Conducted Power (dBm)	G_T-L_C (dB)	ERP (dBm)	ERP (mW)	Limit (W)
23025	700.5	22.08	-2.9	17.03	50.47	3
23095	707.5	21.99	-2.9	16.94	49.43	3
23165	714.5	21.96	-2.9	16.91	49.09	3

CHANNEL BANDWIDTH: 5MHz QPSK

Channel	Frequency (MHz)	Conducted Power (dBm)	G_T-L_C (dB)	ERP (dBm)	ERP (mW)	Limit (W)
23035	701.5	23.82	-2.9	18.77	75.34	3
23095	707.5	23.84	-2.9	18.79	75.68	3
23155	713.5	23.82	-2.9	18.77	75.34	3

CHANNEL BANDWIDTH: 5MHz 16QAM

Channel	Frequency (MHz)	Conducted Power (dBm)	G_T-L_C (dB)	ERP (dBm)	ERP (mW)	Limit (W)
23035	701.5	22.69	-2.9	17.64	58.08	3
23095	707.5	22.96	-2.9	17.91	61.8	3
23155	713.5	23.08	-2.9	18.03	63.53	3

CHANNEL BANDWIDTH: 5MHz 64QAM

Channel	Frequency (MHz)	Conducted Power (dBm)	G_T-L_C (dB)	ERP (dBm)	ERP (mW)	Limit (W)
23035	701.5	22.02	-2.9	16.97	49.77	3
23095	707.5	22.02	-2.9	16.97	49.77	3
23155	713.5	22.02	-2.9	16.97	49.77	3

CHANNEL BANDWIDTH: 10MHz QPSK

Channel	Frequency (MHz)	Conducted Power (dBm)	G_T-L_C (dB)	ERP (dBm)	ERP (mW)	Limit (W)
23060	704	23.98	-2.9	18.93	78.16	3
23095	707.5	24.11	-2.9	19.06	80.54	3
23130	711	23.88	-2.9	18.83	76.38	3

CHANNEL BANDWIDTH: 10MHz 16QAM

Channel	Frequency (MHz)	Conducted Power (dBm)	G_T-L_C (dB)	ERP (dBm)	ERP (mW)	Limit (W)
23060	704	22.75	-2.9	17.7	58.88	3
23095	707.5	23.01	-2.9	17.96	62.52	3
23130	711	23.1	-2.9	18.05	63.83	3

CHANNEL BANDWIDTH: 10MHz 64QAM

Channel	Frequency (MHz)	Conducted Power (dBm)	G_T-L_C (dB)	ERP (dBm)	ERP (mW)	Limit (W)
23060	704	22.09	-2.9	17.04	50.58	3
23095	707.5	22.04	-2.9	16.99	50	3
23130	711	22.04	-2.9	16.99	50	3

REMARKS: ERP Output Power (dBm) = ERP (dBm) -2.15(dB).

LTE BAND 13

CHANNEL BANDWIDTH: 5MHz QPSK

Channel	Frequency (MHz)	Conducted Power (dBm)	G_T-L_C (dB)	ERP (dBm)	ERP (mW)	Limit (W)
23205	779.5	23.98	-3	18.83	76.38	3
23230	782	24.01	-3	18.86	76.91	3
23255	784.5	23.99	-3	18.84	76.56	3

CHANNEL BANDWIDTH: 5MHz 16QAM

Channel	Frequency (MHz)	Conducted Power (dBm)	G_T-L_C (dB)	ERP (dBm)	ERP (mW)	Limit (W)
23205	779.5	22.86	-3	17.71	59.02	3
23230	782	22.92	-3	17.77	59.84	3
23255	784.5	22.91	-3	17.76	59.7	3

CHANNEL BANDWIDTH: 5MHz 64QAM

Channel	Frequency (MHz)	Conducted Power (dBm)	G_T-L_C (dB)	ERP (dBm)	ERP (mW)	Limit (W)
23205	779.5	22.41	-3	17.26	53.21	3
23230	782	22.37	-3	17.22	52.72	3
23255	784.5	22.47	-3	17.32	53.95	3

CHANNEL BANDWIDTH: 10MHz QPSK

Channel	Frequency (MHz)	Conducted Power (dBm)	G_T-L_C (dB)	ERP (dBm)	ERP (mW)	Limit (W)
-	-	-	-	-	-	-
23230	782	24.08	-3	18.93	78.16	3
-	-	-	-	-	-	-

CHANNEL BANDWIDTH: 10MHz 16QAM

Channel	Frequency (MHz)	Conducted Power (dBm)	G_T-L_C (dB)	ERP (dBm)	ERP (mW)	Limit (W)
-	-	-	-	-	-	-
23230	782	23.51	-3	18.36	68.55	3
-	-	-	-	-	-	-

CHANNEL BANDWIDTH: 10MHz 64QAM

Channel	Frequency (MHz)	Conducted Power (dBm)	G_T-L_C (dB)	ERP (dBm)	ERP (mW)	Limit (W)
-	-	-	-	-	-	-
23230	782	22.23	-3	17.08	51.05	3
-	-	-	-	-	-	-

REMARKS: ERP Output Power (dBm) = ERP (dBm) -2.15(dB).

LTE BAND 17

CHANNEL BANDWIDTH: 5MHz QPSK

Channel	Frequency (MHz)	Conducted Power (dBm)	G_T-L_C (dB)	ERP (dBm)	ERP (mW)	Limit (W)
23755	706.5	23.96	-3.1	18.71	74.30	3
23790	710	23.74	-3.1	18.49	70.63	3
23825	713.5	23.93	-3.1	18.68	73.79	3

CHANNEL BANDWIDTH: 5MHz 16QAM

Channel	Frequency (MHz)	Conducted Power (dBm)	G_T-L_C (dB)	ERP (dBm)	ERP (mW)	Limit (W)
23755	706.5	23.15	-3.1	17.9	61.66	3
23790	710	22.91	-3.1	17.66	58.34	3
23825	713.5	22.97	-3.1	17.72	59.16	3

CHANNEL BANDWIDTH: 5MHz 64QAM

Channel	Frequency (MHz)	Conducted Power (dBm)	G_T-L_C (dB)	ERP (dBm)	ERP (mW)	Limit (W)
23755	706.5	22.23	-3.1	16.98	49.89	3
23790	710	22.18	-3.1	16.93	49.32	3
23825	713.5	22.26	-3.1	17.01	50.23	3

CHANNEL BANDWIDTH: 10MHz QPSK

Channel	Frequency (MHz)	Conducted Power (dBm)	G_T-L_C (dB)	ERP (dBm)	ERP (mW)	Limit (W)
23780	709	24	-3.1	18.75	74.99	3
23790	710	23.81	-3.1	18.56	71.78	3
23800	711	23.95	-3.1	18.7	74.13	3

CHANNEL BANDWIDTH: 10MHz 16QAM

Channel	Frequency (MHz)	Conducted Power (dBm)	G_T-L_C (dB)	ERP (dBm)	ERP (mW)	Limit (W)
23780	709	23.17	-3.1	17.92	61.94	3
23790	710	22.93	-3.1	17.68	58.61	3
23800	711	23.02	-3.1	17.77	59.84	3

CHANNEL BANDWIDTH: 10MHz 64QAM

Channel	Frequency (MHz)	Conducted Power (dBm)	G_T-L_C (dB)	ERP (dBm)	ERP (mW)	Limit (W)
23780	709	22.3	-3.1	17.05	50.7	3
23790	710	22.23	-3.1	16.98	49.89	3
23800	711	22.28	-3.1	17.03	50.47	3

REMARKS: ERP Output Power (dBm) = ERP (dBm) -2.15(dB).

LTE BAND 66

CHANNEL BANDWIDTH: 1.4MHz QPSK

Channel	Frequency (MHz)	Conducted Power (dBm)	G_T-L_C (dB)	EIRP (dBm)	EIRP (mW)	Limit (W)
131979	1710.7	24.01	-0.5	23.51	224.39	1
132322	1745	24.14	-0.5	23.64	231.21	1
132665	1779.3	24.15	-0.5	23.65	231.74	1

CHANNEL BANDWIDTH: 1.4MHz 16QAM

Channel	Frequency (MHz)	Conducted Power (dBm)	G_T-L_C (dB)	EIRP (dBm)	EIRP (mW)	Limit (W)
131979	1710.7	23.08	-0.5	22.58	181.13	1
132322	1745	23.45	-0.5	22.95	197.24	1
132665	1779.3	23.17	-0.5	22.67	184.93	1

CHANNEL BANDWIDTH: 1.4MHz 64QAM

Channel	Frequency (MHz)	Conducted Power (dBm)	G_T-L_C (dB)	EIRP (dBm)	EIRP (mW)	Limit (W)
131979	1710.7	22.11	-0.5	21.61	144.88	1
132322	1745	22.39	-0.5	21.89	154.53	1
132665	1779.3	22.27	-0.5	21.77	150.31	1

CHANNEL BANDWIDTH: 3MHz QPSK

Channel	Frequency (MHz)	Conducted Power (dBm)	G_T-L_C (dB)	EIRP (dBm)	EIRP (mW)	Limit (W)
131987	1711.5	23.85	-0.5	23.35	216.27	1
132322	1745	24.13	-0.5	23.63	230.67	1
132657	1778.5	24.01	-0.5	23.51	224.39	1

CHANNEL BANDWIDTH: 3MHz 16QAM

Channel	Frequency (MHz)	Conducted Power (dBm)	G_T-L_C (dB)	EIRP (dBm)	EIRP (mW)	Limit (W)
131987	1711.5	23.05	-0.5	22.55	179.89	1
132322	1745	23.43	-0.5	22.93	196.34	1
132657	1778.5	23.23	-0.5	22.73	187.5	1

CHANNEL BANDWIDTH: 3MHz 64QAM

Channel	Frequency (MHz)	Conducted Power (dBm)	G_T-L_C (dB)	EIRP (dBm)	EIRP (mW)	Limit (W)
131987	1711.5	21.87	-0.5	21.37	137.09	1
132322	1745	22.22	-0.5	21.72	148.59	1
132657	1778.5	22.04	-0.5	21.54	142.56	1

CHANNEL BANDWIDTH: 5MHz QPSK

Channel	Frequency (MHz)	Conducted Power (dBm)	G_T-L_C (dB)	EIRP (dBm)	EIRP (mW)	Limit (W)
131997	1712.5	23.46	-0.5	22.96	197.70	1
132322	1745	23.74	-0.5	23.24	210.86	1
132647	1777.5	23.56	-0.5	23.06	202.30	1

CHANNEL BANDWIDTH: 5MHz 16QAM

Channel	Frequency (MHz)	Conducted Power (dBm)	G_T-L_C (dB)	EIRP (dBm)	EIRP (mW)	Limit (W)
131997	1712.5	22.62	-0.5	22.12	162.93	1
132322	1745	23.02	-0.5	22.52	178.65	1
132647	1777.5	22.82	-0.5	22.32	170.61	1

CHANNEL BANDWIDTH: 5MHz 64QAM

Channel	Frequency (MHz)	Conducted Power (dBm)	G_T-L_C (dB)	EIRP (dBm)	EIRP (mW)	Limit (W)
131997	1712.5	21.41	-0.5	20.91	123.31	1
132322	1745	21.83	-0.5	21.33	135.83	1
132647	1777.5	21.61	-0.5	21.11	129.12	1

CHANNEL BANDWIDTH: 10MHz QPSK

Channel	Frequency (MHz)	Conducted Power (dBm)	G_T-L_C (dB)	EIRP (dBm)	EIRP (mW)	Limit (W)
132022	1715	23.44	-0.5	22.94	196.79	1
132322	1745	23.74	-0.5	23.24	210.86	1
132622	1775	23.59	-0.5	23.09	203.70	1

CHANNEL BANDWIDTH: 10MHz 16QAM

Channel	Frequency (MHz)	Conducted Power (dBm)	G_T-L_C (dB)	EIRP (dBm)	EIRP (mW)	Limit (W)
132022	1715	22.67	-0.5	22.17	164.82	1
132322	1745	23.05	-0.5	22.55	179.89	1
132622	1775	22.78	-0.5	22.28	169.04	1

CHANNEL BANDWIDTH: 10MHz 64QAM

Channel	Frequency (MHz)	Conducted Power (dBm)	G_T-L_C (dB)	EIRP (dBm)	EIRP (mW)	Limit (W)
132022	1715	21.45	-0.5	20.95	124.45	1
132322	1745	21.8	-0.5	21.3	134.9	1
132622	1775	21.62	-0.5	21.12	129.42	1

CHANNEL BANDWIDTH: 15MHz QPSK

Channel	Frequency (MHz)	Conducted Power (dBm)	G_T-L_C (dB)	EIRP (dBm)	EIRP (mW)	Limit (W)
132047	1717.5	23.5	-0.5	23	199.53	1
132322	1745	23.71	-0.5	23.21	209.41	1
132597	1772.5	23.59	-0.5	23.09	203.70	1

CHANNEL BANDWIDTH: 15MHz 16QAM

Channel	Frequency (MHz)	Conducted Power (dBm)	G_T-L_C (dB)	EIRP (dBm)	EIRP (mW)	Limit (W)
132047	1715	22.66	-0.5	22.16	164.44	1
132322	1745	23.05	-0.5	22.55	179.89	1
132622	1775	22.83	-0.5	22.33	171	1

CHANNEL BANDWIDTH: 15MHz 64QAM

Channel	Frequency (MHz)	Conducted Power (dBm)	G_T-L_C (dB)	EIRP (dBm)	EIRP (mW)	Limit (W)
132047	1715	21.46	-0.5	20.96	124.74	1
132322	1745	21.82	-0.5	21.32	135.52	1
132622	1775	21.63	-0.5	21.13	129.72	1

CHANNEL BANDWIDTH: 20MHz QPSK

Channel	Frequency (MHz)	Conducted Power (dBm)	G_T-L_C (dB)	EIRP (dBm)	EIRP (mW)	Limit (W)
132072	1720	23.91	-0.5	23.41	219.28	1
132322	1745	24.19	-0.5	23.69	233.88	1
132572	1770	24.03	-0.5	23.53	225.42	1

CHANNEL BANDWIDTH: 20MHz 16QAM

Channel	Frequency (MHz)	Conducted Power (dBm)	G_T-L_C (dB)	EIRP (dBm)	EIRP (mW)	Limit (W)
132072	1720	23.1	-0.5	22.6	181.97	1
132322	1745	23.47	-0.5	22.97	198.15	1
132572	1770	23.24	-0.5	22.74	187.93	1

CHANNEL BANDWIDTH: 20MHz 64QAM

Channel	Frequency (MHz)	Conducted Power (dBm)	G_T-L_C (dB)	EIRP (dBm)	EIRP (mW)	Limit (W)
132072	1720	21.88	-0.5	21.38	137.4	1
132322	1745	22.25	-0.5	21.75	149.62	1
132572	1770	22.06	-0.5	21.56	143.22	1

REMARKS: ERP Output Power (dBm) = EIRP (dBm) -2.15(dB).

3.2 FREQUENCY STABILITY MEASUREMENT

3.2.1 LIMITS OF FREQUENCY STABILIITY MEASUREMENT

The frequency stability shall be sufficient to ensure that the fundamental emissions stay within the authorized bands of operation.

3.2.2 TEST PROCEDURE

a. Device is placed at the oven room. The oven room could control the temperatures and humidity. Power warm up is at least 15 min and power applied should perform before recording frequency error.
b. EUT is connected the external power supply to control the DC input power. The test voltage range is from minimum to maximum working voltage. Each step shall be record the frequency error rate.
c. The temperature range step is 10 degrees in this test items. All temperature levels shall be hold the ±0.5℃ during the measurement testing. The each temperature step shall be at least 0.5 hours, consider the EUT could be test under the stability condition.

NOTE: The frequency error was recorded frequency error from the communication simulator.

3.2.3 TEST SETUP

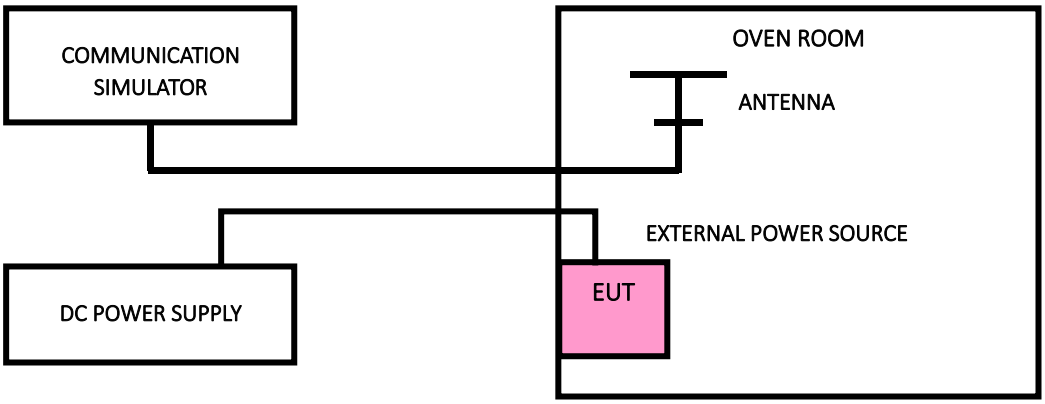

3.2.4 TEST RESULTS

Please Refer to Appendix Of this test report.

3.3 OCCUPIED BANDWIDTH MEASUREMENT

3.3.1 LIMITS OF OCCUPIED BANDWIDTH MEASUREMENT

The width of a frequency band such that, below the lower and above the upper frequency limits, the mean powers emitted are each equal to a specified percentage 0.5 %of the total mean power of a given emission.

3.3.2 TEST SETUP

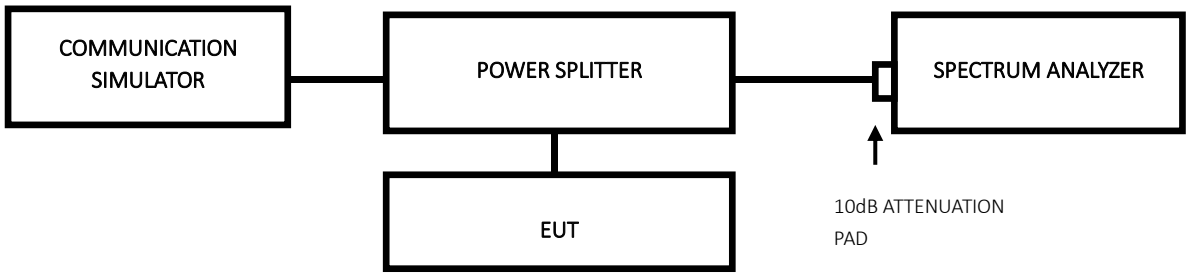

3.3.3 TEST PROCEDURES

a. The conducted occupied bandwidth used the power splitter via EUT RF power connector between simulation base station and spectrum analyzer.
b. Use OBW measurement function of Spectrum analyzer to measure 99 % occupied bandwidth.

3.3.4 TEST RESULTS

Please Refer to Appendix Of this test report.

3.4 BAND EDGE MEASUREMENT

3.4.1 LIMITS OF BAND EDGE MEASUREMENT

According to FCC 27.53(m)(4) specified that For mobile digital stations, the attenuation factor shall be not less than 40 + 10 log (P) dB on all frequencies between the channel edge and 5 megahertz from the channel edge, 43 + 10 log (P) dB on all frequencies between 5 megahertz and X megahertz from the channel edge, and 55 + 10 log (P) dB on all frequencies more than X megahertz from the channel edge, where X is the greater of 6 megahertz or the actual emission bandwidth as defined in paragraph (m)(6) of this section. In addition, the attenuation factor shall not be less that 43 + 10 log (P) dB on all frequencies between 2490.5 MHz and 2496 MHz and 55 + 10 log (P) dB at or below 2490.5 MHz. Mobile Satellite Service licensees operating on frequencies below 2495 MHz may also submit a documented interference complaint against BRS licensees operating on channel BRS Channel 1 on the same terms and conditions as adjacent channel BRS or EBS licensees. For mobile digital stations, in the 1 megahertz bands immediately outside and adjacent to the frequency block a resolution bandwidth of at least two percent may be employed.

3.4.2 TEST SETUP

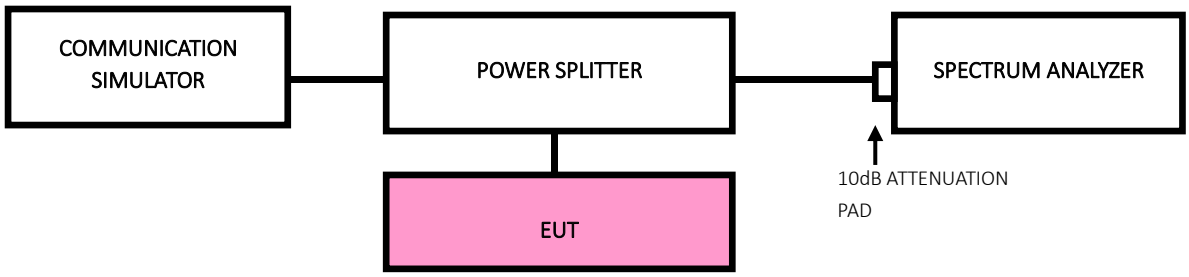

3.4.3 TEST PROCEDURES

a. The EUT was set up for the maximum peak power with LTE link data modulation. The power was measured with R&S Spectrum Analyzer. All measurements were done at 2 channels (low and high operational frequency range.).
b. The band edge measurement used the power splitter via EUT RF power connector between simulation base station and spectrum analyzer.
c. The center frequency of spectrum is the band edge frequency and span is 35MHz. RBW of the spectrum is 100kHz and VBW of the spectrum is 300kHz (Channel bandwidth 5MHz).
d. The center frequency of spectrum is the band edge frequency and span is 50MHz. RBW of the spectrum is 200kHz and VBW of the spectrum is 1MHz (Channel bandwidth 10MHz).
e. The center frequency of spectrum is the band edge frequency and span is 60MHz. RBW of the spectrum is 300kHz and VBW of the spectrum is 1MHz (Channel bandwidth 15MHz).
f. The center frequency of spectrum is the band edge frequency and span is 80MHz. RBW of the spectrum is 500kHz and VBW of the spectrum is 2MHz (Channel bandwidth 20MHz).
g. Record the max trace plot into the test report.

3.4.4 TEST RESULTS

Please Refer to Appendix Of this test report.

3.5 CONDUCTED SPURIOUS EMISSIONS

3.5.1 LIMITS OF CONDUCTED SPURIOUS EMISSIONS MEASUREMENT

The power of any emission outside a licensee's frequency block shall be attenuated below the transmitter power (P) by at least 55 +10 log10(P) dB. The limit of emission is equal to -25dBm.

3.5.2 TEST PROCEDURE

a. The EUT makes a phone call to the communication simulator. All measurements were done at low, middle and high operational frequency range.

b. Measuring frequency range is from 30MHz~27GHz for LTE Band 7 & 30MHz~26.2GHz for LTE Band 38,30MHz~27GHz for LTE Band 41. 10dB attenuation pad is connected with spectrum. RBW=1MHz and VBW=3MHz are used for conducted emission measurement.

3.5.3 TEST SETUP

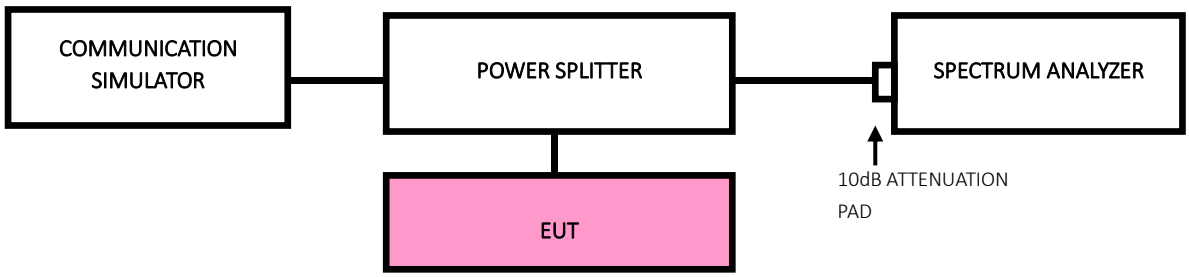

3.5.4 TEST RESULTS

Please Refer to Appendix Of this test report.

3.6 RADIATED EMISSION MEASUREMENT

3.6.1 LIMITS OF RADIATED EMISSION MEASUREMENT

The power of any emission outside a licensee's frequency block shall be attenuated below the transmitter power (P) by at least 55 +10 log10(P) dB. The limit of emission is equal to -25dBm.

3.6.2 TEST PROCEDURES

a. Substitution method is used for E.I.R.P measurement. In the semi-anechoic chamber, EUT placed on the 0.8m height of Turn Table, rotated the table around 360 degrees to search the maximum radiation power and receiver antenna shall be rotated vertical and horizontal polarization and moved height from 1m to 4m to find the maximum polar radiated power. The “Read Value” is the spectrum reading the maximum power value.
b. The substitution horn antenna is substituted for EUT at the same position and signals generator export the CW signal to the substitution antenna via a TX cable. Rotated the Turn Table and moved receiving antenna to find the maximum radiation power. Adjust output power level of S.G to get a Value of spectrum reading equal to “Read Value “ of step a. Record the power level of S.G.
c. EIRP = Output power level of S.G – TX cable loss + Antenna gain of substitution horn.
d. E.R.P power can be calculated form E.I.R.P power by subtracting the gain of dipole, E.R.P power = E.I.P.R power - 2.15dBi.

NOTE: The resolution bandwidth of spectrum analyzer is 1 MHz and the video bandwidth is 3 MHz.

3.6.3 DEVIATION FROM TEST STANDARD

No deviation

3.6.4 TEST SETUP

< Frequency Range 30MHz~1GHz >

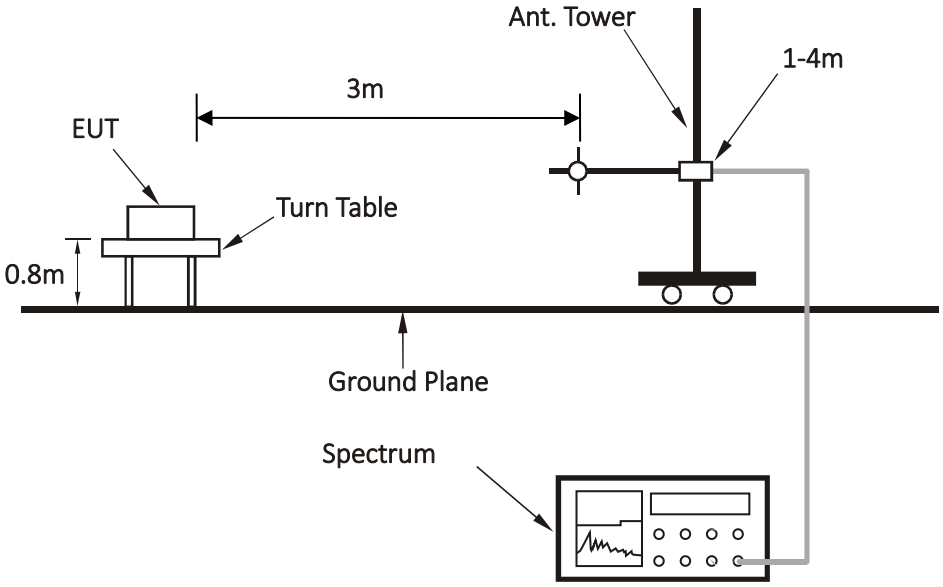

<Frequency Range above 1GHz>

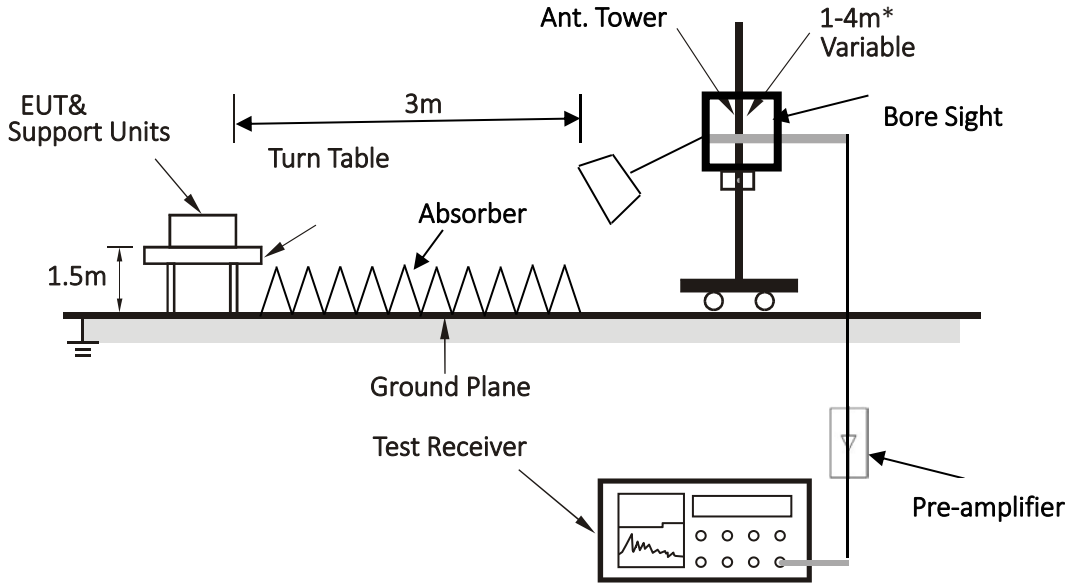

Note: Above 1G is a directional antenna depends on the EUT height and the antenna 3dB beamwidth both, refer to section 7.3 of CISPR 16-2-3.

For the actual test configuration, please refer to the attached file (Test Setup Photo).

3.6.5 TEST RESULTS

BELOW 1GHz WORST-CASE DATA

30 MHz – 1GHz data:

LTE Band 7
CHANNEL BANDWIDTH: 5Hz / QPSK

MODE	TX channel 21100	**FREQUENCY RANGE**	Below 1000MHz
ENVIRONMENTAL CONDITIONS	23deg. C, 70%RH	**INPUT POWER**	AC 120V/60HZ
TESTED BY	Jace Hu		
ANTENNA POLARITY & TEST DISTANCE: HORIZONTAL AT 3 M			

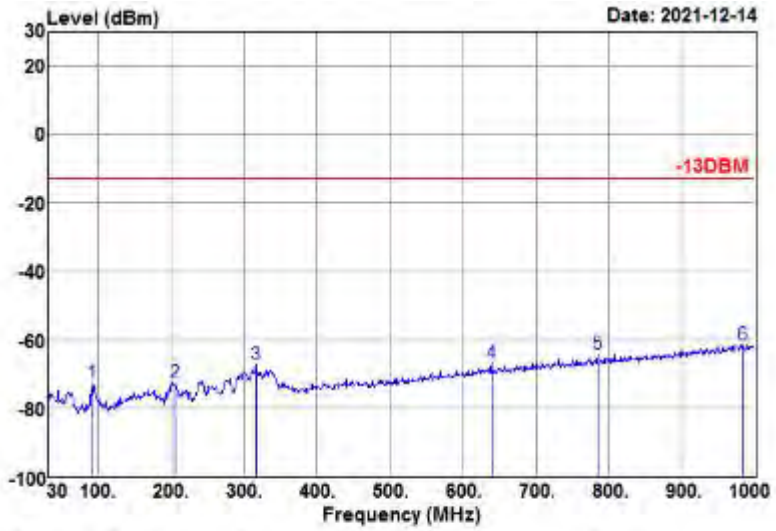

Freq MHz	Reading level dBm	Aux factor dB	level dBm	Limit level dBm	Over limit dB	Remark
93.050	-65.91	-6.80	-72.71	-13.00	-59.71	Peak
205.570	-66.47	-6.19	-72.66	-13.00	-59.66	Peak
316.150	-65.30	-2.16	-67.46	-13.00	-54.46	Peak
639.160	-72.33	5.30	-67.03	-13.00	-54.03	Peak
784.660	-72.36	7.93	-64.43	-13.00	-51.43	Peak
983.510	-73.35	11.81	-61.54	-13.00	-48.54	Peak

MODE	TX channel 21100	FREQUENCY RANGE	Below 1000MHz
ENVIRONMENTAL CONDITIONS	23deg. C, 70%RH	INPUT POWER	AC 120V/60HZ
TESTED BY	Jace Hu		
ANTENNA POLARITY & TEST DISTANCE: VERTICAL AT 3 M			

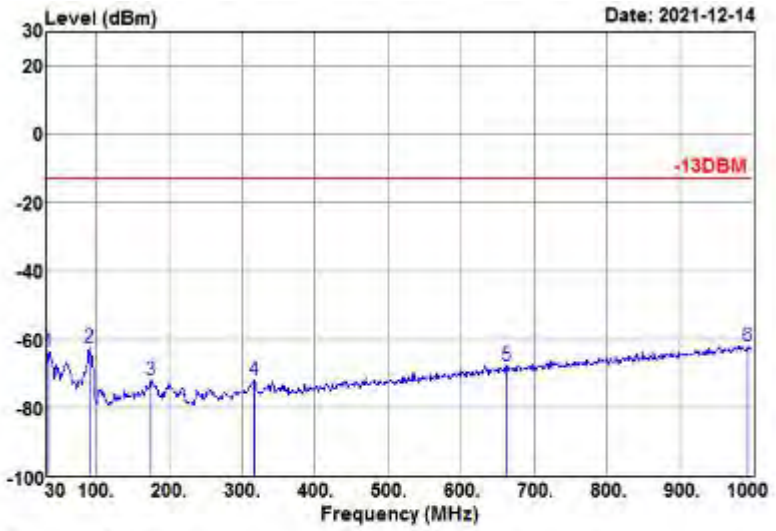

Freq MHz	Reading level dBm	Aux factor dB	level dBm	Limit level dBm	Over limit dB	Remark
35.820	-58.82	-4.84	-63.66	-13.00	-50.66	Peak
90.140	-55.66	-6.85	-62.51	-13.00	-49.51	Peak
174.530	-67.73	-4.45	-72.18	-13.00	-59.18	Peak
316.150	-69.67	-2.31	-71.98	-13.00	-58.98	Peak
662.440	-73.12	5.42	-67.70	-13.00	-54.70	Peak
993.210	-73.69	11.60	-62.09	-13.00	-49.09	Peak

ABOVE 1GHz

Note: For higher frequency, the emission is too low to be detected.

WCDMA Band IV:

CH 1312

MODE	TX channel 1312	**FREQUENCY RANGE**	Above 1000MHz
ENVIRONMENTAL CONDITIONS	23deg. C, 70%RH	**INPUT POWER**	AC 120V/60HZ
TESTED BY	Jace Hu		
ANTENNA POLARITY & TEST DISTANCE: HORIZONTAL AT 3 M			

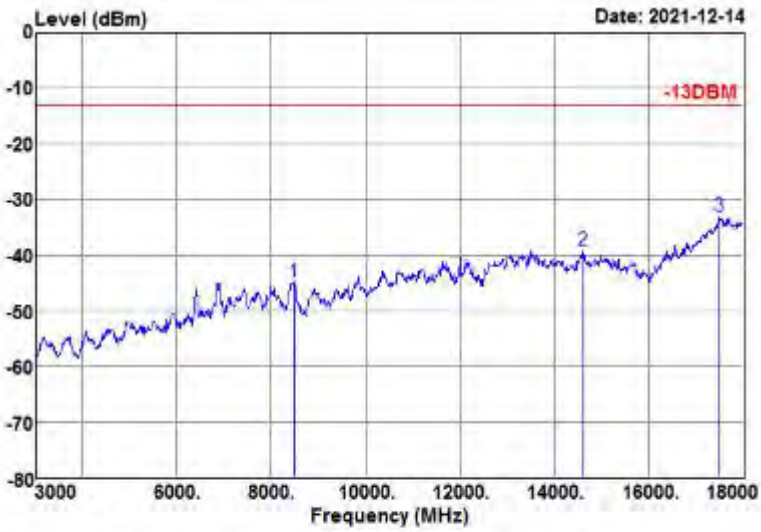

Freq MHz	Reading level dBm	Aux factor dB	level dBm	Limit level dBm	Over limit dB	Remark
8475.000	-63.94	19.21	-44.73	-13.00	-31.73	Peak
14610.000	-65.76	26.56	-39.20	-13.00	-26.20	Peak
17505.000	-68.79	35.81	-32.98	-13.00	-19.98	Peak

MODE	TX channel 1312	FREQUENCY RANGE	Above 1000MHz
ENVIRONMENTAL CONDITIONS	23deg. C, 70%RH	INPUT POWER	AC 120V/60HZ
TESTED BY	Jace Hu		
ANTENNA POLARITY & TEST DISTANCE: VERTICAL AT 3 M			

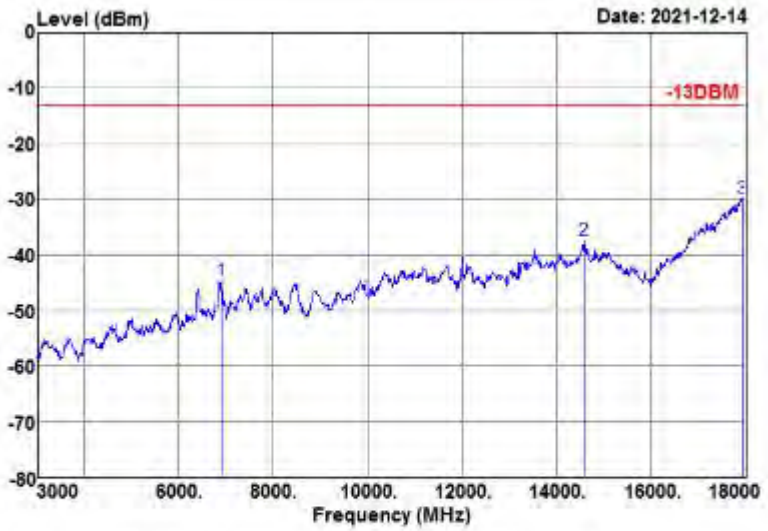

Freq MHz	Reading level dBm	Aux factor dB	level dBm	Limit level dBm	Over limit dB	Remark
6900.000	-63.19	18.41	-44.78	-13.00	-31.78	Peak
14595.000	-65.85	28.28	-37.57	-13.00	-24.57	Peak
17955.000	-69.91	40.04	-29.87	-13.00	-16.87	Peak

CH 1413

MODE	TX channel 1413	**FREQUENCY RANGE**	Above 1000MHz
ENVIRONMENTAL CONDITIONS	23deg. C, 70%RH	**INPUT POWER**	AC 120V/60HZ
TESTED BY	Jace Hu		
ANTENNA POLARITY & TEST DISTANCE: HORIZONTAL AT 3 M			

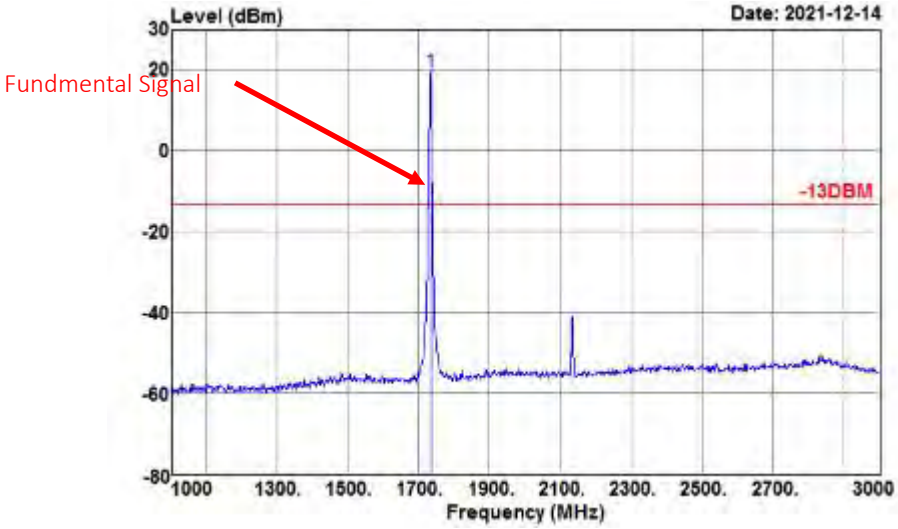

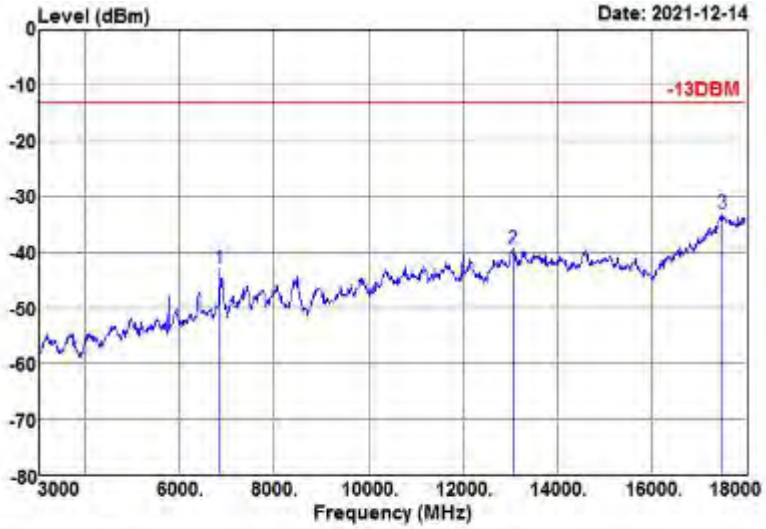

Freq MHz	Reading level dBm	Aux factor dB	level dBm	Limit level dBm	Over limit dB	Remark
6840.000	-60.90	17.86	-43.04	-13.00	-30.04	Peak
13050.000	-68.09	28.66	-39.43	-13.00	-26.43	Peak
17505.000	-68.93	35.81	-33.12	-13.00	-20.12	Peak

MODE	TX channel 1413	FREQUENCY RANGE	Above 1000MHz
ENVIRONMENTAL CONDITIONS	23deg. C, 70%RH	INPUT POWER	AC 120V/60HZ
TESTED BY	Jace Hu		
ANTENNA POLARITY & TEST DISTANCE: VERTICAL AT 3 M			

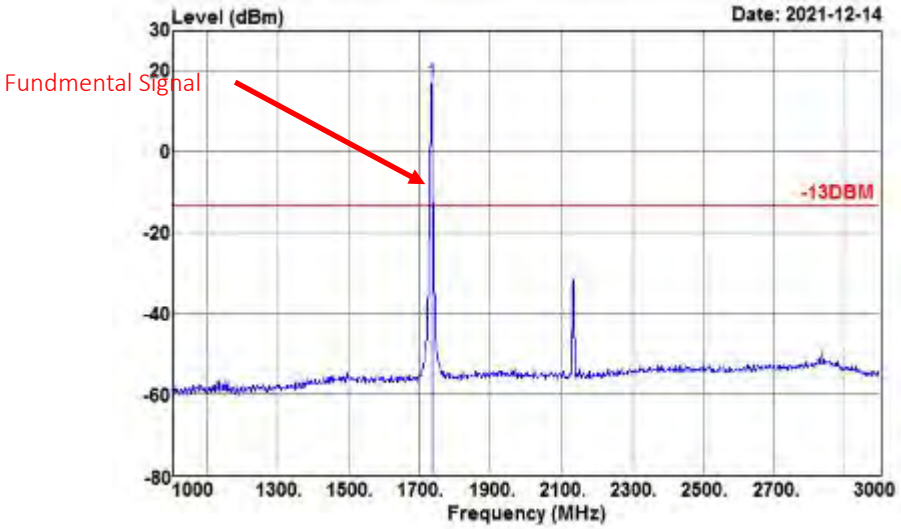

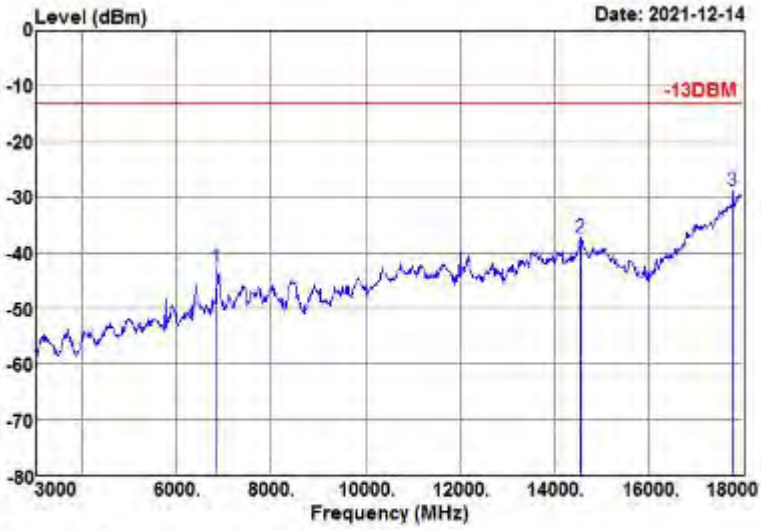

Freq MHz	Reading level dBm	Aux factor dB	level dBm	Limit level dBm	Over limit dB	Remark
6855.000	-60.88	18.25	-42.63	-13.00	-29.63	Peak
14550.000	-65.62	28.23	-37.39	-13.00	-24.39	Peak
17790.000	-67.52	38.70	-28.82	-13.00	-15.82	Peak

CH 1513

MODE	TX channel 1513	**FREQUENCY RANGE**	Above 1000MHz
ENVIRONMENTAL CONDITIONS	23deg. C, 70%RH	**INPUT POWER**	AC 120V/60HZ
TESTED BY	Jace Hu		
ANTENNA POLARITY & TEST DISTANCE: HORIZONTAL AT 3 M			

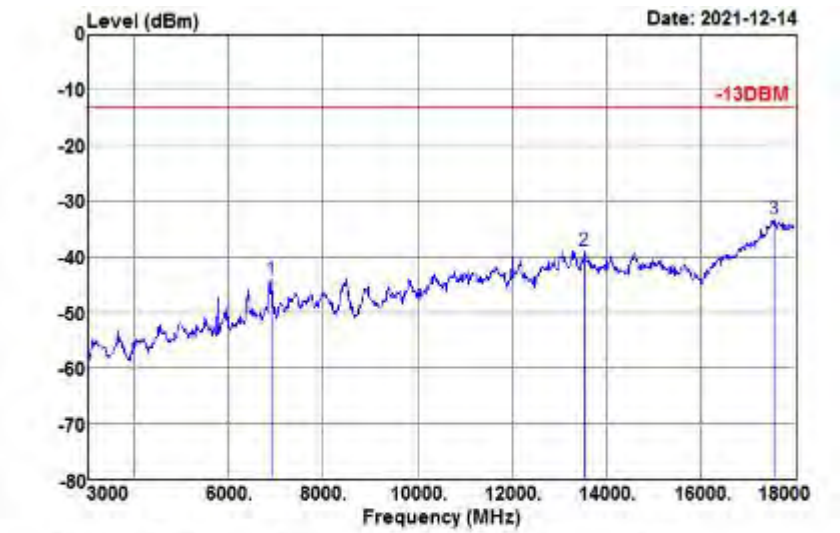

Freq MHz	Reading level dBm	Aux factor dB	level dBm	Limit level dBm	Over limit dB	Remark
6900.000	-62.16	18.08	-44.08	-13.00	-31.08	Peak
13545.000	-67.17	28.31	-38.86	-13.00	-25.86	Peak
17550.000	-68.94	35.75	-33.19	-13.00	-20.19	Peak

MODE	TX channel 1513	FREQUENCY RANGE	Above 1000MHz
ENVIRONMENTAL CONDITIONS	23deg. C, 70%RH	INPUT POWER	AC 120V/60HZ
TESTED BY	Jace Hu		
ANTENNA POLARITY & TEST DISTANCE: VERTICAL AT 3 M			

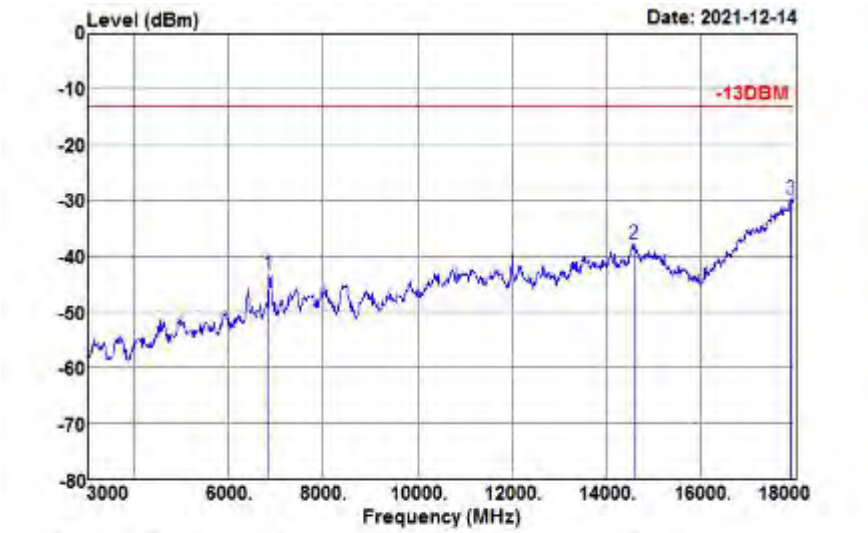

Freq MHz	Reading level dBm	Aux factor dB	level dBm	Limit level dBm	Over limit dB	Remark
6840.000	-61.39	18.20	-43.19	-13.00	-30.19	Peak
14595.000	-66.14	28.28	-37.86	-13.00	-24.86	Peak
17910.000	-69.46	39.67	-29.79	-13.00	-16.79	Peak

LTE Band 4
CHANNEL BANDWIDTH: 1.4MHz / QPSK
CH 20175

MODE	TX channel 20175	**FREQUENCY RANGE**	Above 1000MHz
ENVIRONMENTAL CONDITIONS	23deg. C, 70%RH	**INPUT POWER**	AC 120V/60HZ
TESTED BY	Jace Hu		
ANTENNA POLARITY & TEST DISTANCE: HORIZONTAL AT 3 M			

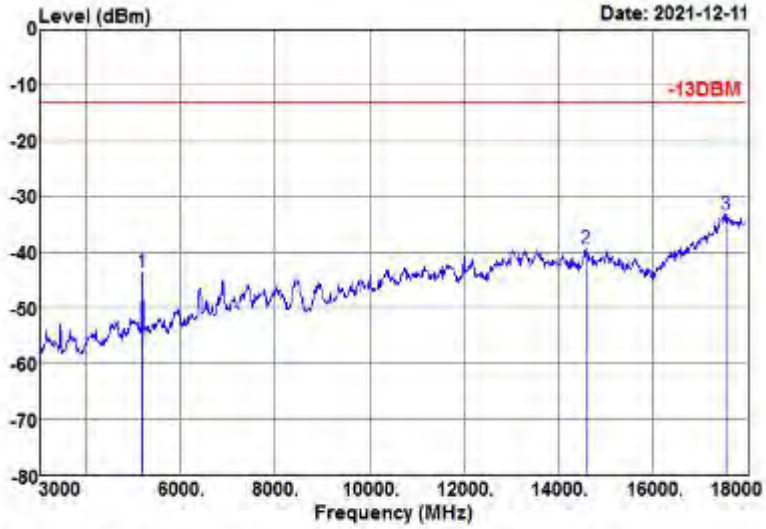

Freq MHz	Reading level dBm	Aux factor dB	level dBm	Limit level dBm	Over limit dB	Remark
5190.000	-56.23	12.56	-43.67	-13.00	-30.67	Peak
14580.000	-66.01	26.50	-39.51	-13.00	-26.51	Peak
17550.000	-69.07	35.75	-33.32	-13.00	-20.32	Peak

MODE	TX channel 20175	FREQUENCY RANGE	Above 1000MHz
ENVIRONMENTAL CONDITIONS	23deg. C, 70%RH	INPUT POWER	AC 120V/60HZ
TESTED BY	Jace Hu		
ANTENNA POLARITY & TEST DISTANCE: VERTICAL AT 3 M			

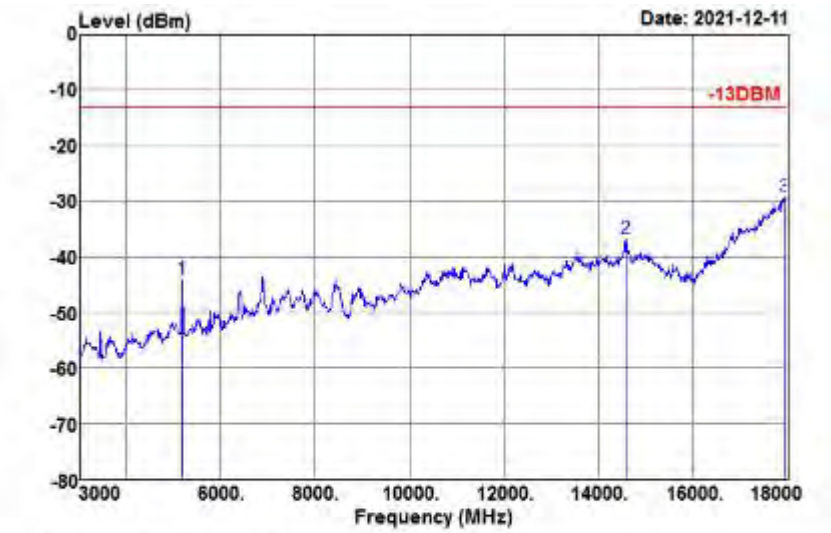

Freq MHz	Reading level dBm	Aux factor dB	level dBm	Limit level dBm	Over limit dB	Remark
5190.000	-56.88	12.82	-44.06	-13.00	-31.06	Peak
14595.000	-65.11	28.28	-36.83	-13.00	-23.83	Peak
17955.000	-69.40	40.04	-29.36	-13.00	-16.36	Peak

CHANNEL BANDWIDTH: 3MHz / QPSK

CH 19965

MODE	TX channel 19965	**FREQUENCY RANGE**	Above 1000MHz
ENVIRONMENTAL CONDITIONS	23deg. C, 70%RH	**INPUT POWER**	AC 120V/60HZ
TESTED BY	Jace Hu		
ANTENNA POLARITY & TEST DISTANCE: HORIZONTAL AT 3 M			

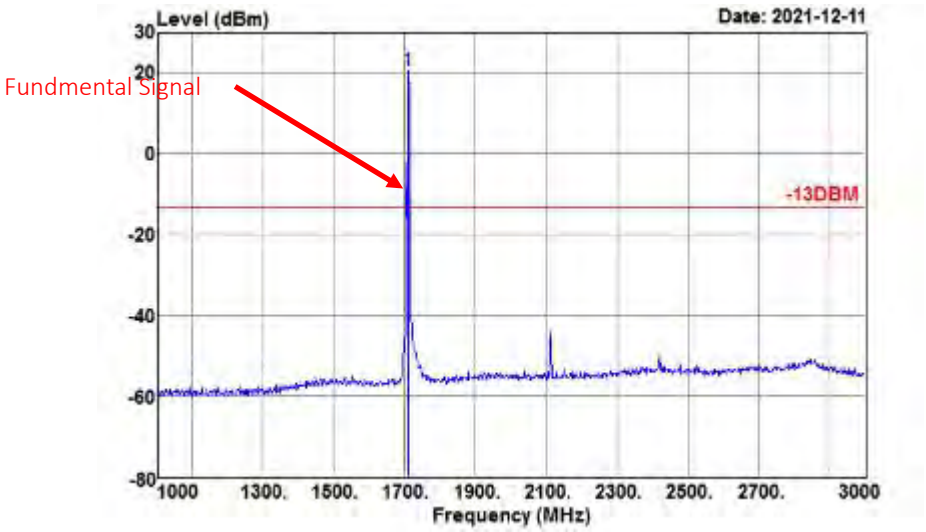

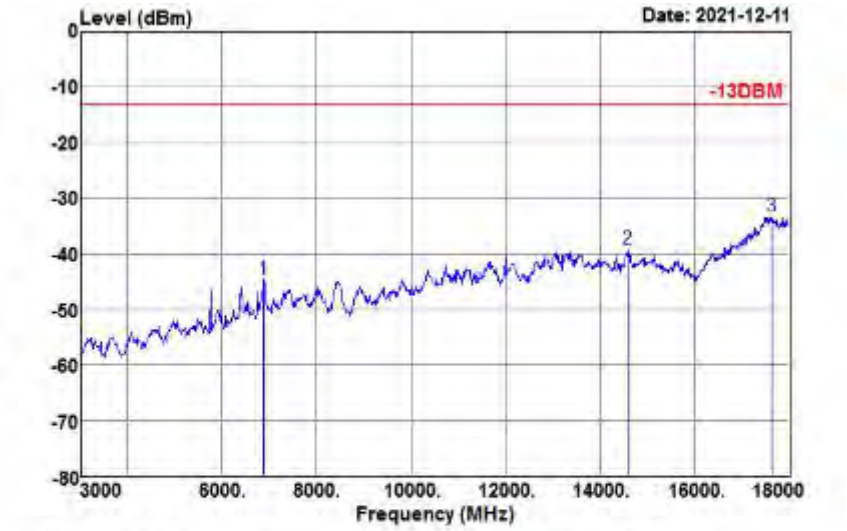

Freq MHz	Reading level dBm	Aux factor dB	level dBm	Limit level dBm	Over limit dB	Remark
6885.000	-62.73	18.03	-44.70	-13.00	-31.70	Peak
14595.000	-65.64	26.53	-39.11	-13.00	-26.11	Peak
17640.000	-68.82	35.62	-33.20	-13.00	-20.20	Peak

MODE	TX channel 19965	FREQUENCY RANGE	Above 1000MHz
ENVIRONMENTAL CONDITIONS	23deg. C, 70%RH	INPUT POWER	AC 120V/60HZ
TESTED BY	Jace Hu		
ANTENNA POLARITY & TEST DISTANCE: VERTICAL AT 3 M			

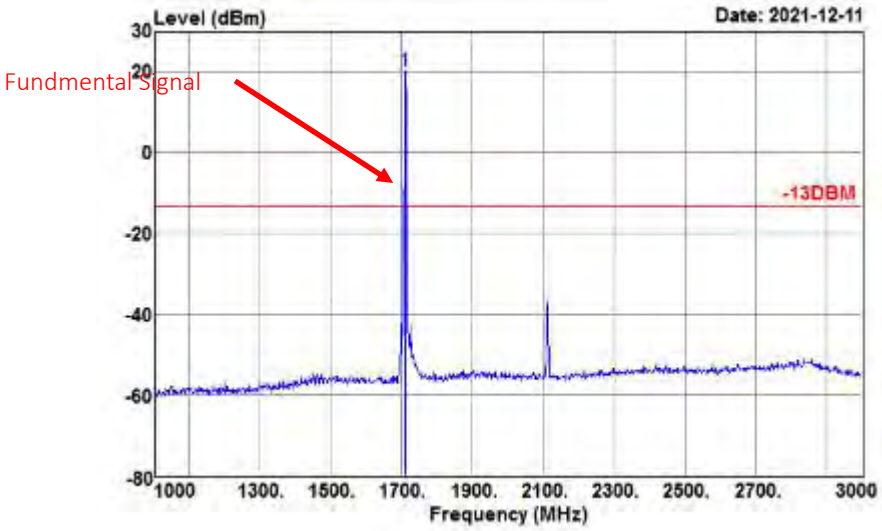

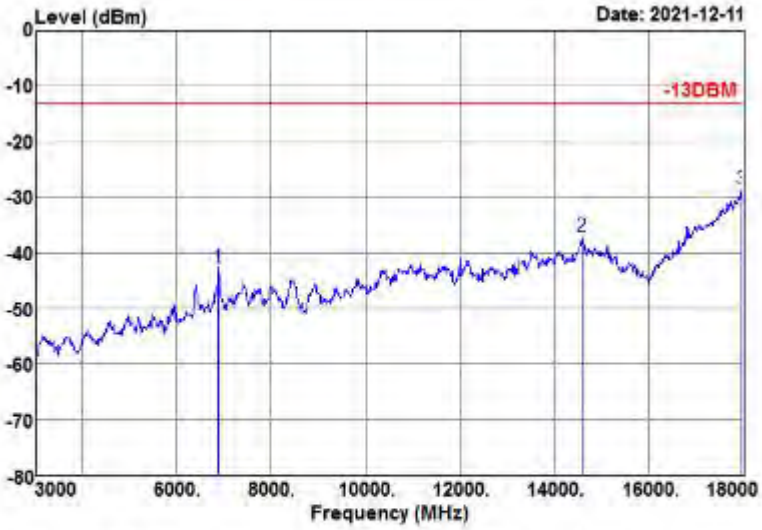

Freq MHz	Reading level dBm	Aux factor dB	level dBm	Limit level dBm	Over limit dB	Remark
6885.000	-61.18	18.36	-42.82	-13.00	-29.82	Peak
14595.000	-65.35	28.28	-37.07	-13.00	-24.07	Peak
17970.000	-68.68	40.16	-28.52	-13.00	-15.52	Peak

CH 20175

MODE	TX channel 20175	**FREQUENCY RANGE**	Above 1000MHz
ENVIRONMENTAL CONDITIONS	23deg. C, 70%RH	**INPUT POWER**	AC 120V/60HZ
TESTED BY	Jace Hu		
ANTENNA POLARITY & TEST DISTANCE: HORIZONTAL AT 3 M			

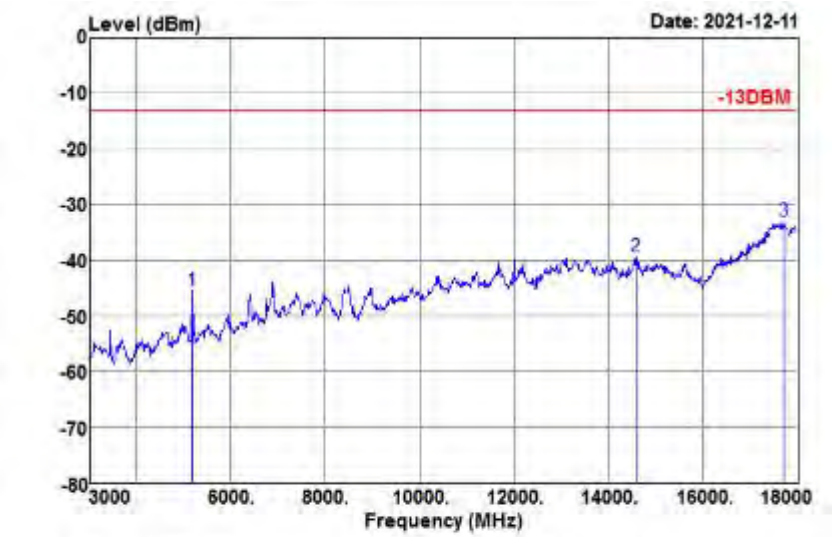

Freq MHz	Reading level dBm	Aux factor dB	level dBm	Limit level dBm	Over limit dB	Remark
5190.000	-58.13	12.56	-45.57	-13.00	-32.57	Peak
14595.000	-65.94	26.53	-39.41	-13.00	-26.41	Peak
17715.000	-68.53	35.51	-33.02	-13.00	-20.02	Peak

MODE	TX channel 20175	FREQUENCY RANGE	Above 1000MHz
ENVIRONMENTAL CONDITIONS	23deg. C, 70%RH	INPUT POWER	AC 120V/60HZ
TESTED BY	Jace Hu		
ANTENNA POLARITY & TEST DISTANCE: VERTICAL AT 3 M			

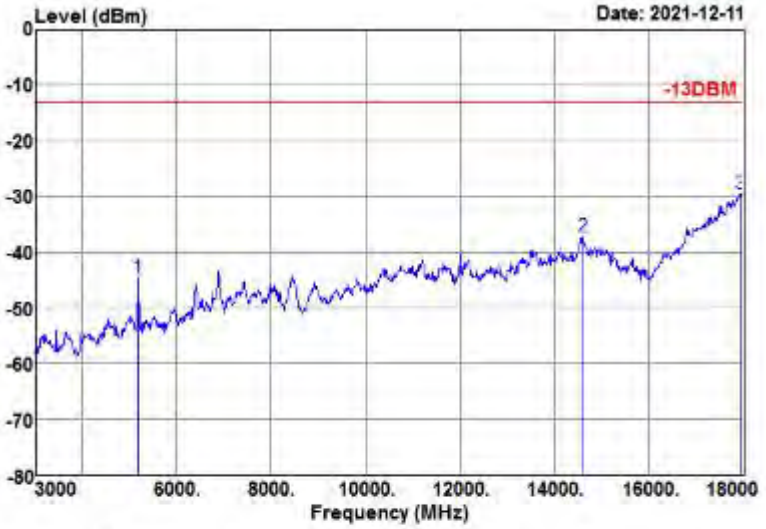

Freq MHz	Reading level dBm	Aux factor dB	level dBm	Limit level dBm	Over limit dB	Remark
5190.000	-57.30	12.82	-44.48	-13.00	-31.48	Peak
14610.000	-65.68	28.30	-37.38	-13.00	-24.38	Peak
17940.000	-69.31	39.91	-29.40	-13.00	-16.40	Peak

CH 20385

MODE	TX channel 20385	**FREQUENCY RANGE**	Above 1000MHz
ENVIRONMENTAL CONDITIONS	23deg. C, 70%RH	**INPUT POWER**	AC 120V/60HZ
TESTED BY	Jace Hu		
ANTENNA POLARITY & TEST DISTANCE: HORIZONTAL AT 3 M			

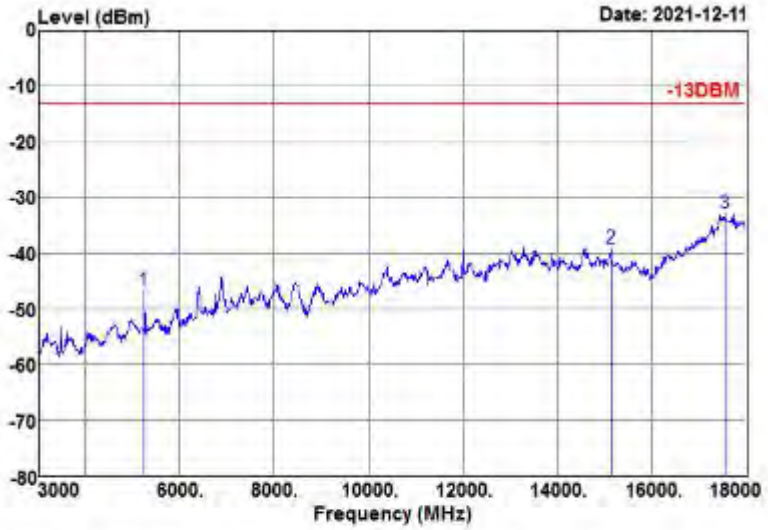

Freq MHz	Reading level dBm	Aux factor dB	level dBm	Limit level dBm	Over limit dB	Remark
5250.000	-59.31	12.70	-46.61	-13.00	-33.61	Peak
15135.000	-66.46	27.31	-39.15	-13.00	-26.15	Peak
17550.000	-68.58	35.75	-32.83	-13.00	-19.83	Peak

MODE	TX channel 20385	FREQUENCY RANGE	Above 1000MHz
ENVIRONMENTAL CONDITIONS	23deg. C, 70%RH	INPUT POWER	AC 120V/60HZ
TESTED BY	Jace Hu		
ANTENNA POLARITY & TEST DISTANCE: VERTICAL AT 3 M			

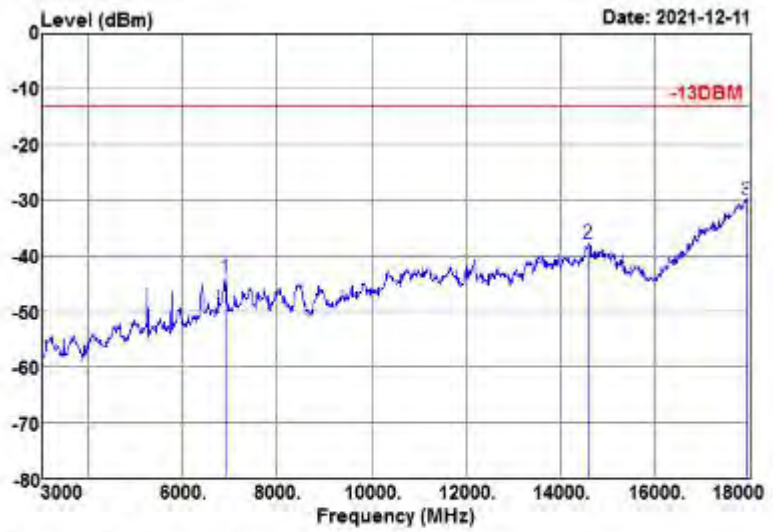

Freq MHz	Reading level dBm	Aux factor dB	level dBm	Limit level dBm	Over limit dB	Remark
6915.000	-62.31	18.46	-43.85	-13.00	-30.85	Peak
14595.000	-66.03	28.28	-37.75	-13.00	-24.75	Peak
17940.000	-69.80	39.91	-29.89	-13.00	-16.89	Peak

CHANNEL BANDWIDTH: 5MHz / QPSK

CH 20175

MODE	TX channel 20175	**FREQUENCY RANGE**	Above 1000MHz
ENVIRONMENTAL CONDITIONS	23deg. C, 70%RH	**INPUT POWER**	AC 120V/60HZ
TESTED BY	Jace Hu		
ANTENNA POLARITY & TEST DISTANCE: HORIZONTAL AT 3 M			

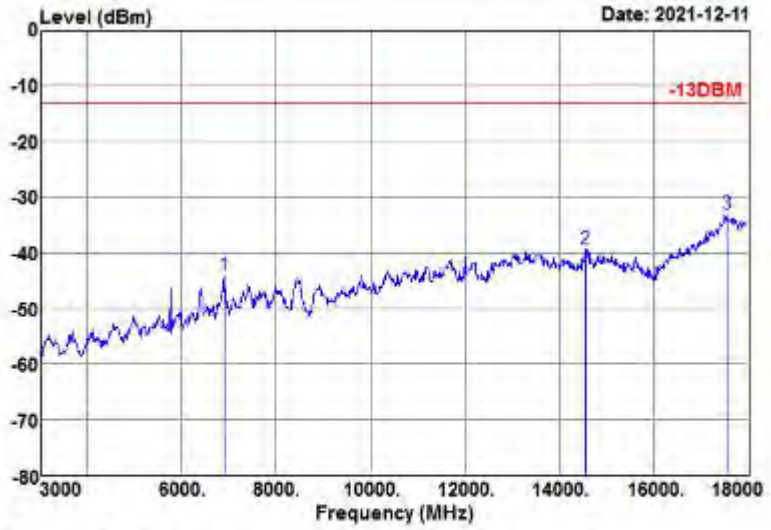

Freq MHz	Reading level dBm	Aux factor dB	level dBm	Limit level dBm	Over limit dB	Remark
6900.000	-62.25	18.08	-44.17	-13.00	-31.17	Peak
14565.000	-65.86	26.46	-39.40	-13.00	-26.40	Peak
17550.000	-68.70	35.75	-32.95	-13.00	-19.95	Peak

MODE	TX channel 20175	FREQUENCY RANGE	Above 1000MHz
ENVIRONMENTAL CONDITIONS	23deg. C, 70%RH	INPUT POWER	AC 120V/60HZ
TESTED BY	Jace Hu		
ANTENNA POLARITY & TEST DISTANCE: VERTICAL AT 3 M			

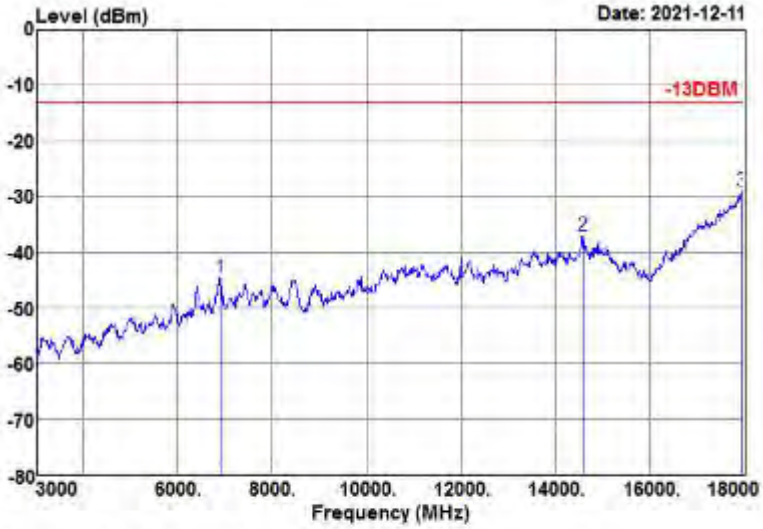

Freq MHz	Reading level dBm	Aux factor dB	level dBm	Limit level dBm	Over limit dB	Remark
6900.000	-63.05	18.41	-44.64	-13.00	-31.64	Peak
14580.000	-65.27	28.26	-37.01	-13.00	-24.01	Peak
17940.000	-68.88	39.91	-28.97	-13.00	-15.97	Peak

CHANNEL BANDWIDTH: 10MHz / QPSK

MODE	TX channel 20175	**FREQUENCY RANGE**	Above 1000MHz
ENVIRONMENTAL CONDITIONS	23deg. C, 70%RH	**INPUT POWER**	AC 120V/60HZ
TESTED BY	Jace Hu		
ANTENNA POLARITY & TEST DISTANCE: HORIZONTAL AT 3 M			

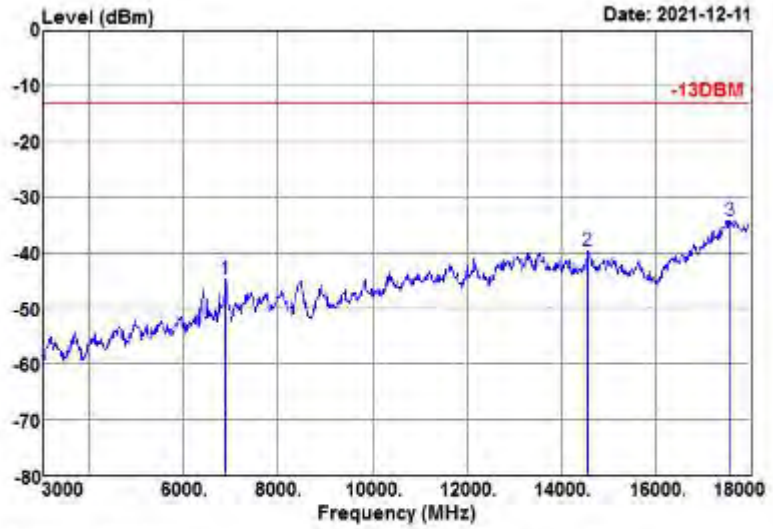

Freq MHz	Reading level dBm	Aux factor dB	level dBm	Limit level dBm	Over limit dB	Remark
6885.000	-62.75	18.03	-44.72	-13.00	-31.72	Peak
14565.000	-66.03	26.46	-39.57	-13.00	-26.57	Peak
17595.000	-69.80	35.68	-34.12	-13.00	-21.12	Peak

MODE	TX channel 20175	FREQUENCY RANGE	Above 1000MHz
ENVIRONMENTAL CONDITIONS	23deg. C, 70%RH	INPUT POWER	AC 120V/60HZ
TESTED BY	Jace Hu		
ANTENNA POLARITY & TEST DISTANCE: VERTICAL AT 3 M			

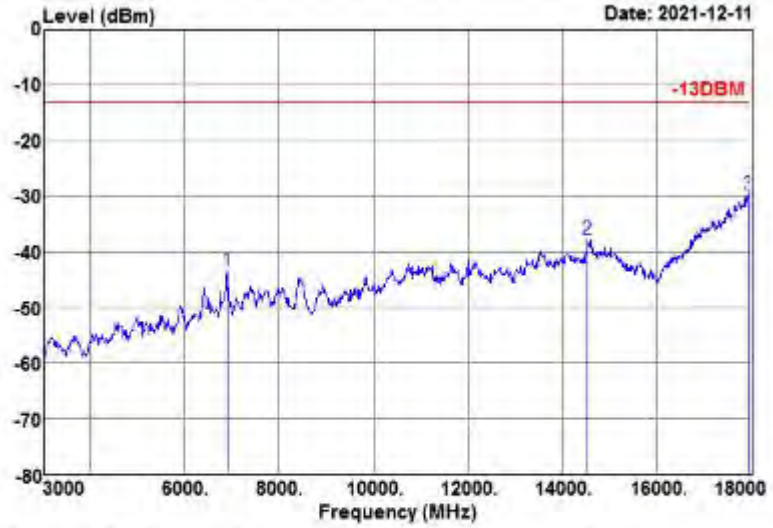

Freq MHz	Reading level dBm	Aux factor dB	level dBm	Limit level dBm	Over limit dB	Remark
6900.000	-51.82	18.41	-43.41	-13.00	-30.41	Peak
14535.000	-66.07	28.21	-37.86	-13.00	-24.86	Peak
17940.000	-69.65	39.91	-29.74	-13.00	-16.74	Peak

CHANNEL BANDWIDTH: 15MHz / QPSK

MODE	TX channel 20175	**FREQUENCY RANGE**	Above 1000MHz
ENVIRONMENTAL CONDITIONS	23deg. C, 70%RH	**INPUT POWER**	AC 120V/60HZ
TESTED BY	Jace Hu		
ANTENNA POLARITY & TEST DISTANCE: HORIZONTAL AT 3 M			

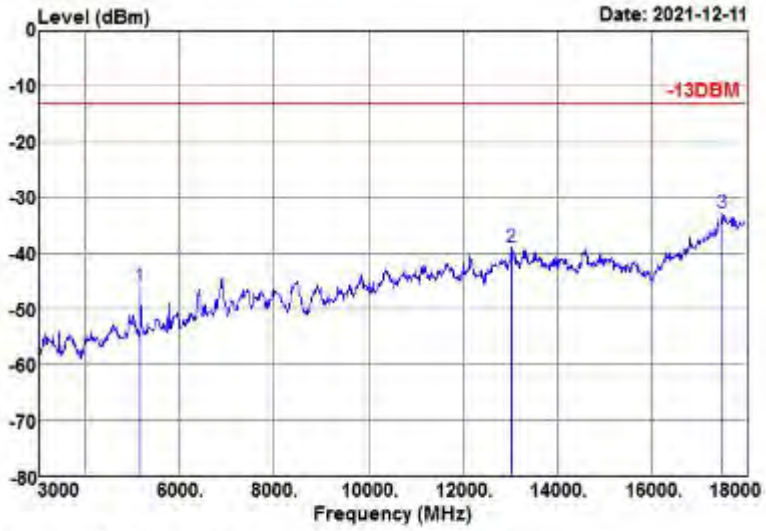

Freq MHz	Reading level dBm	Aux factor dB	level dBm	Limit level dBm	Over limit dB	Remark
5175.000	-58.43	12.53	-45.90	-13.00	-32.90	Peak
13035.000	-67.60	28.66	-38.94	-13.00	-25.94	Peak
17505.000	-68.71	35.81	-32.90	-13.00	-19.90	Peak

MODE	TX channel 20175	FREQUENCY RANGE	Above 1000MHz
ENVIRONMENTAL CONDITIONS	23deg. C, 70%RH	INPUT POWER	AC 120V/60HZ
TESTED BY	Jace Hu		
ANTENNA POLARITY & TEST DISTANCE: VERTICAL AT 3 M			

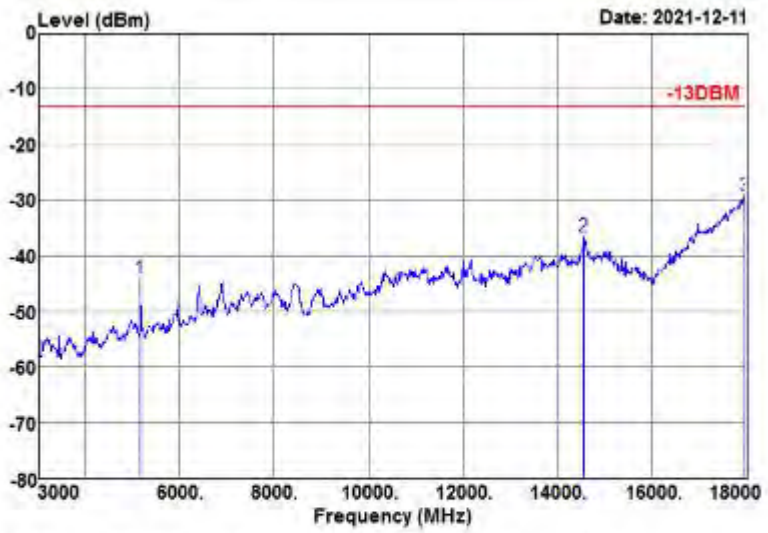

Freq MHz	Reading level dBm	Aux factor dB	level dBm	Limit level dBm	Over limit dB	Remark
5175.000	-56.87	12.79	-44.08	-13.00	-31.08	Peak
14565.000	-64.84	28.24	-36.60	-13.00	-23.60	Peak
17970.000	-69.46	40.16	-29.30	-13.00	-16.30	Peak

CHANNEL BANDWIDTH: 20MHz / QPSK

CH 20175

MODE	TX channel 20175	**FREQUENCY RANGE**	Above 1000MHz
ENVIRONMENTAL CONDITIONS	23deg. C, 70%RH	**INPUT POWER**	AC 120V/60HZ
TESTED BY	Jace Hu		
ANTENNA POLARITY & TEST DISTANCE: HORIZONTAL AT 3 M			

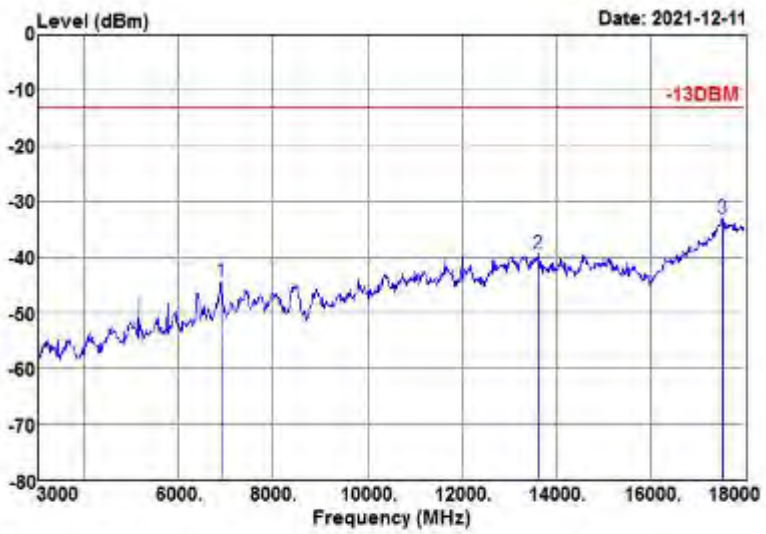

Freq MHz	Reading level dBm	Aux factor dB	level dBm	Limit level dBm	Over limit dB	Remark
6900.000	-62.54	18.08	-44.46	-13.00	-31.46	Peak
13605.000	-67.61	28.11	-39.50	-13.00	-26.50	Peak
17520.000	-68.84	35.79	-33.05	-13.00	-20.05	Peak

MODE	TX channel 20175	FREQUENCY RANGE	Above 1000MHz
ENVIRONMENTAL CONDITIONS	23deg. C, 70%RH	INPUT POWER	AC 120V/60HZ
TESTED BY	Jace Hu		
ANTENNA POLARITY & TEST DISTANCE: VERTICAL AT 3 M			

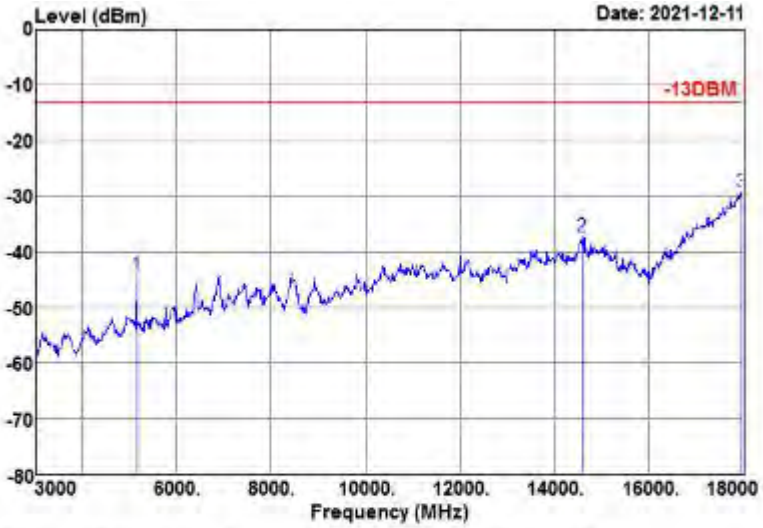

Freq MHz	Reading level dBm	Aux factor dB	level dBm	Limit level dBm	Over limit dB	Remark
5160.000	-56.98	12.76	-44.22	-13.00	-31.22	Peak
14595.000	-65.67	28.28	-37.39	-13.00	-24.39	Peak
17970.000	-69.38	40.16	-29.22	-13.00	-16.22	Peak

LTE Band 7
CHANNEL BANDWIDTH: 5MHz / QPSK
CH 21100

MODE	TX channel 21100	**FREQUENCY RANGE**	Above 1000MHz
ENVIRONMENTAL CONDITIONS	23deg. C, 70%RH	**INPUT POWER**	AC 120V/60HZ
TESTED BY	Jace Hu		
ANTENNA POLARITY & TEST DISTANCE: HORIZONTAL AT 3 M			

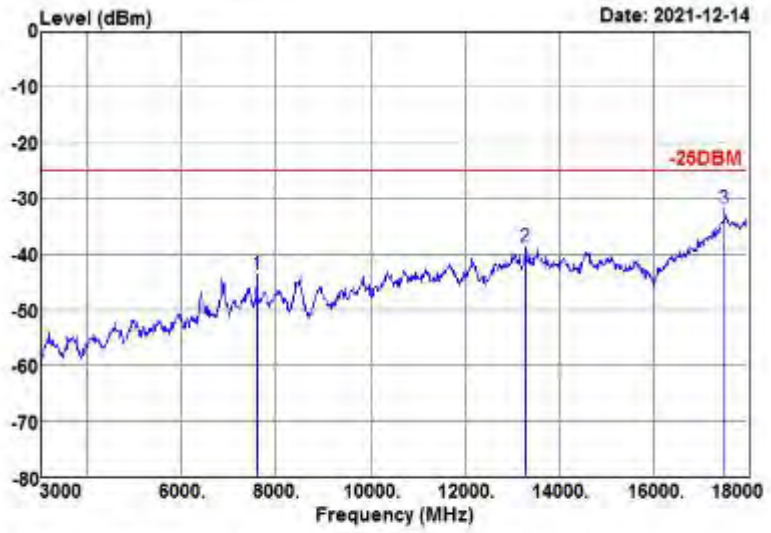

Freq MHz	Reading level dBm	Aux factor dB	level dBm	Limit level dBm	Over limit dB	Remark
7590.000	-64.02	20.41	-43.61	-25.00	-18.61	Peak
13290.000	-67.26	28.55	-38.71	-25.00	-13.71	Peak
17505.000	-67.68	35.81	-31.87	-25.00	-6.87	Peak

MODE	TX channel 21100	FREQUENCY RANGE	Above 1000MHz
ENVIRONMENTAL CONDITIONS	23deg. C, 70%RH	INPUT POWER	AC 120V/60HZ
TESTED BY	Jace Hu		
ANTENNA POLARITY & TEST DISTANCE: VERTICAL AT 3 M			

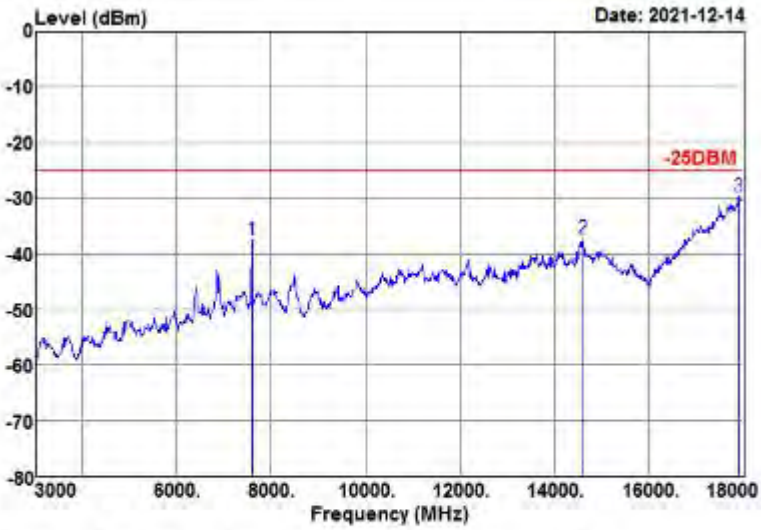

Freq MHz	Reading level dBm	Aux factor dB	level dBm	Limit level dBm	Over limit dB	Remark
7590.000	-58.18	20.71	-37.47	-25.00	-12.47	Peak
14610.000	-65.64	28.30	-37.34	-25.00	-12.34	Peak
17910.000	-69.37	39.67	-29.70	-25.00	-4.70	Peak

CHANNEL BANDWIDTH: 10MHz / QPSK

CH20800

MODE	TX channel 20800	**FREQUENCY RANGE**	Above 1000MHz
ENVIRONMENTAL CONDITIONS	23deg. C, 70%RH	**INPUT POWER**	AC 120V/60HZ
TESTED BY	Jace Hu		
ANTENNA POLARITY & TEST DISTANCE: HORIZONTAL AT 3 M			

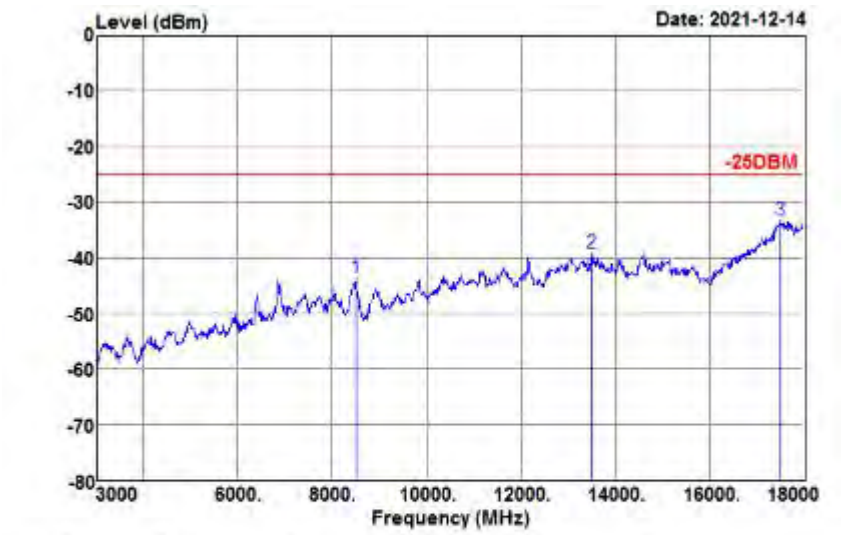

Freq MHz	Reading level dBm	Aux factor dB	level dBm	Limit level dBm	Over limit dB	Remark
8505.000	-62.98	19.22	-43.76	-25.00	-18.76	Peak
13500.000	-67.51	28.46	-39.05	-25.00	-14.05	Peak
17505.000	-69.07	35.81	-33.26	-25.00	-8.26	Peak

MODE	TX channel 20800	FREQUENCY RANGE	Above 1000MHz
ENVIRONMENTAL CONDITIONS	23deg. C, 70%RH	INPUT POWER	AC 120V/60HZ
TESTED BY	Jace Hu		
ANTENNA POLARITY & TEST DISTANCE: VERTICAL AT 3 M			

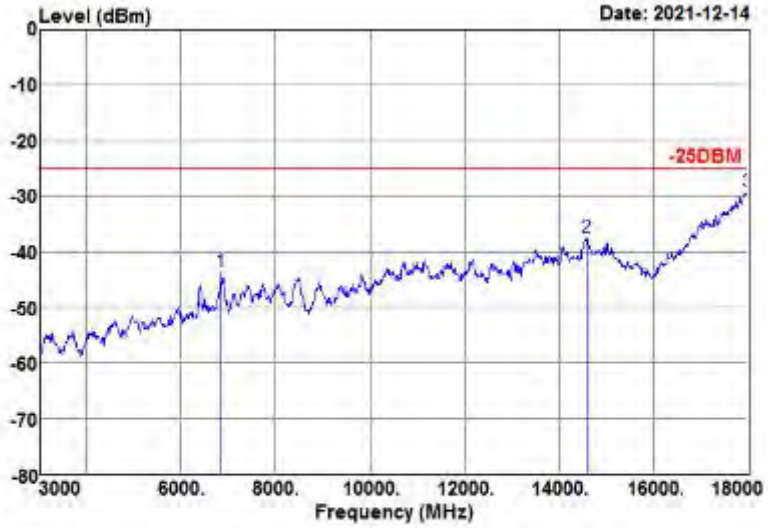

Freq MHz	Reading level dBm	Aux factor dB	level dBm	Limit level dBm	Over limit dB	Remark
6855.000	-61.96	18.25	-43.71	-25.00	-18.71	Peak
14580.000	-65.87	28.26	-37.61	-25.00	-12.61	Peak
17985.000	-69.56	40.28	-29.28	-25.00	-4.28	Peak

CH 21100

MODE	TX channel 21100	**FREQUENCY RANGE**	Above 1000MHz
ENVIRONMENTAL CONDITIONS	23deg. C, 70%RH	**INPUT POWER**	AC 120V/60HZ
TESTED BY	Jace Hu		
ANTENNA POLARITY & TEST DISTANCE: HORIZONTAL AT 3 M			

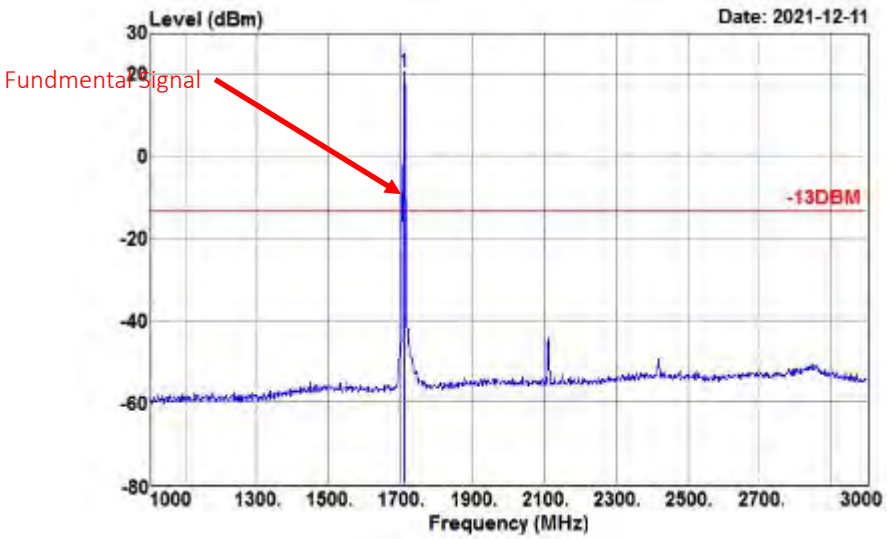

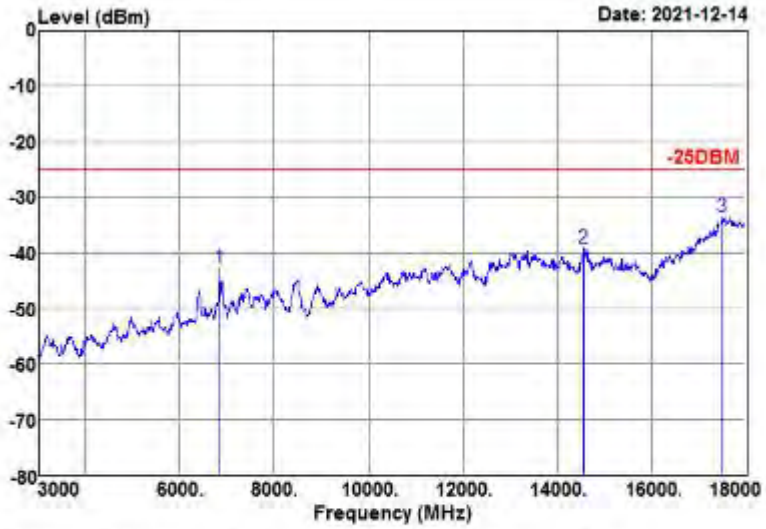

Freq MHz	Reading level dBm	Aux factor dB	level dBm	Limit level dBm	Over limit dB	Remark
6840.000	-60.63	17.86	-42.77	-25.00	-17.77	Peak
14565.000	-65.64	26.46	-39.18	-25.00	-14.18	Peak
17505.000	-69.42	35.81	-33.61	-25.00	-8.61	Peak

MODE	TX channel 21100	FREQUENCY RANGE	Above 1000MHz
ENVIRONMENTAL CONDITIONS	23deg. C, 70%RH	INPUT POWER	AC 120V/60HZ
TESTED BY	Jace Hu		
ANTENNA POLARITY & TEST DISTANCE: VERTICAL AT 3 M			

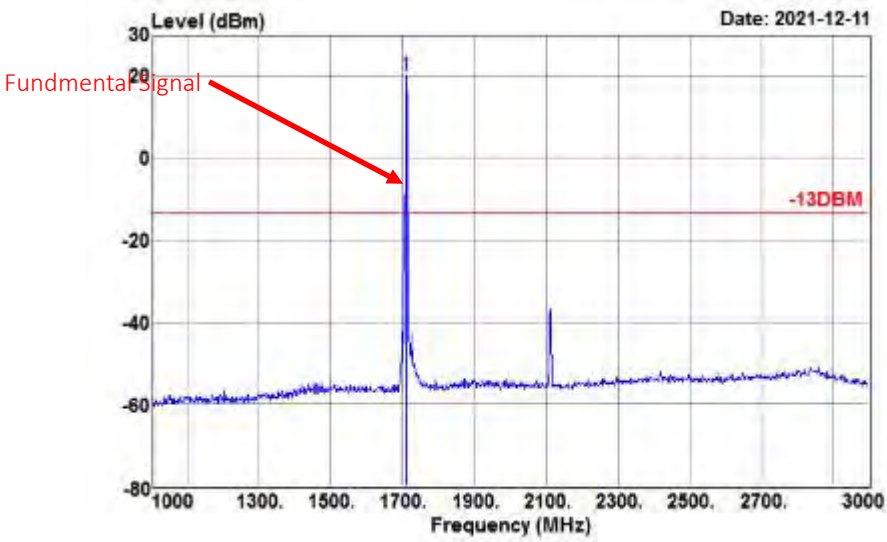

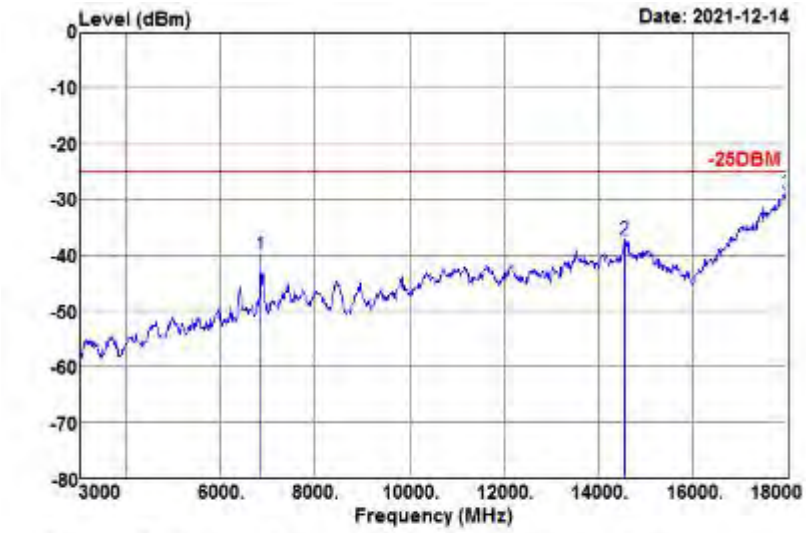

Freq MHz	Reading level dBm	Aux factor dB	level dBm	Limit level dBm	Over limit dB	Remark
6840.000	-58.14	18.20	-39.94	-25.00	-14.94	Peak
14565.000	-65.57	28.24	-37.33	-25.00	-12.33	Peak
17985.000	-69.36	40.28	-29.08	-25.00	-4.08	Peak

CH 21400

MODE	TX channel 21400	**FREQUENCY RANGE**	Above 1000MHz
ENVIRONMENTAL CONDITIONS	23deg. C, 70%RH	**INPUT POWER**	AC 120V/60HZ
TESTED BY	Jace Hu		
ANTENNA POLARITY & TEST DISTANCE: HORIZONTAL AT 3 M			

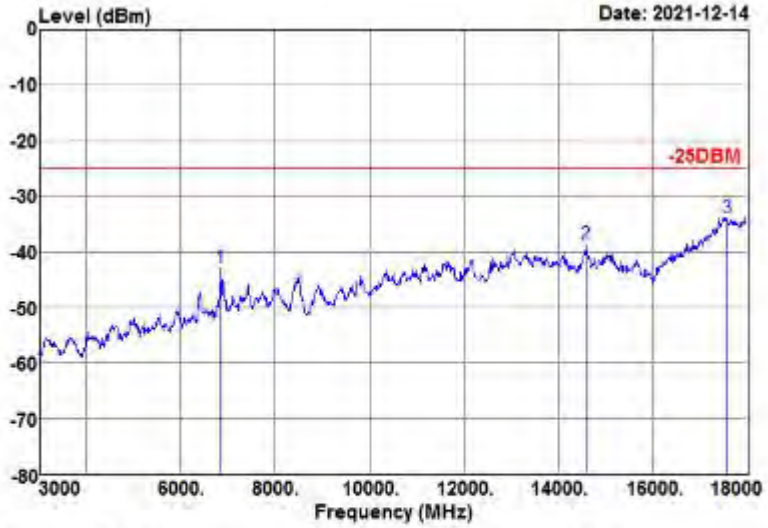

Freq MHz	Reading level dBm	Aux factor dB	level dBm	Limit level dBm	Over limit dB	Remark
6855.000	-60.81	17.91	-42.90	-25.00	-17.90	Peak
14595.000	-65.12	26.53	-38.59	-25.00	-13.59	Peak
17580.000	-69.58	35.70	-33.88	-25.00	-8.88	Peak

MODE	TX channel 21400	FREQUENCY RANGE	Above 1000MHz
ENVIRONMENTAL CONDITIONS	23deg. C, 70%RH	INPUT POWER	AC 120V/60HZ
TESTED BY	Jace Hu		
ANTENNA POLARITY & TEST DISTANCE: VERTICAL AT 3 M			

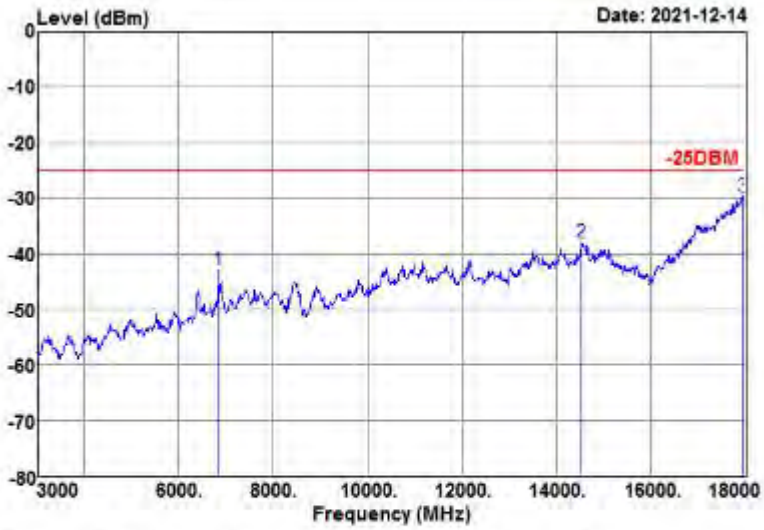

Freq MHz	Reading level dBm	Aux factor dB	level dBm	Limit level dBm	Over limit dB	Remark
6840.000	-61.18	18.20	-42.98	-25.00	-17.98	Peak
14520.000	-66.21	28.19	-38.02	-25.00	-13.02	Peak
17955.000	-69.71	40.04	-29.67	-25.00	-4.67	Peak

CHANNEL BANDWIDTH: 15MHz / QPSK

MODE	TX channel 21100	**FREQUENCY RANGE**	Above 1000MHz
ENVIRONMENTAL CONDITIONS	23deg. C, 70%RH	**INPUT POWER**	AC 120V/60HZ
TESTED BY	Jace Hu		
ANTENNA POLARITY & TEST DISTANCE: HORIZONTAL AT 3 M			

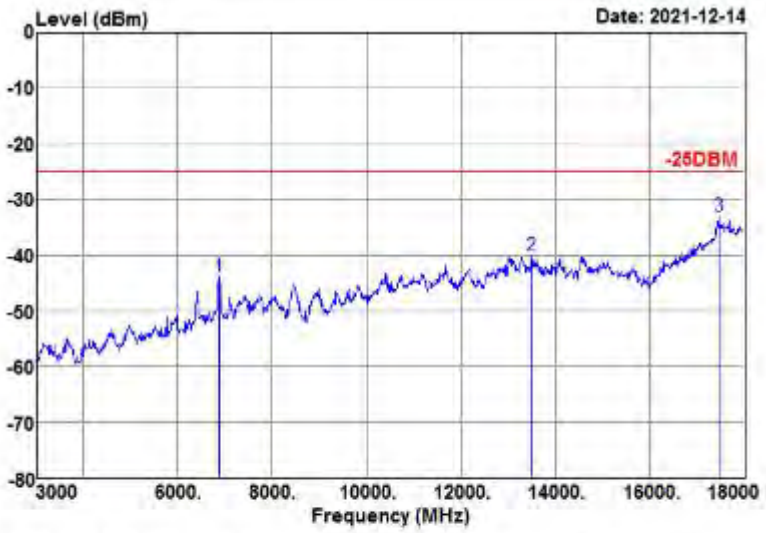

Freq MHz	Reading level dBm	Aux factor dB	level dBm	Limit level dBm	Over limit dB	Remark
6885.000	-61.97	18.03	-43.94	-25.00	-18.94	Peak
13515.000	-68.63	28.41	-40.22	-25.00	-15.22	Peak
17460.000	-68.59	35.48	-33.11	-25.00	-8.11	Peak

MODE	TX channel 21100	FREQUENCY RANGE	Above 1000MHz
ENVIRONMENTAL CONDITIONS	23deg. C, 70%RH	INPUT POWER	AC 120V/60HZ
TESTED BY	Jace Hu		
ANTENNA POLARITY & TEST DISTANCE: VERTICAL AT 3 M			

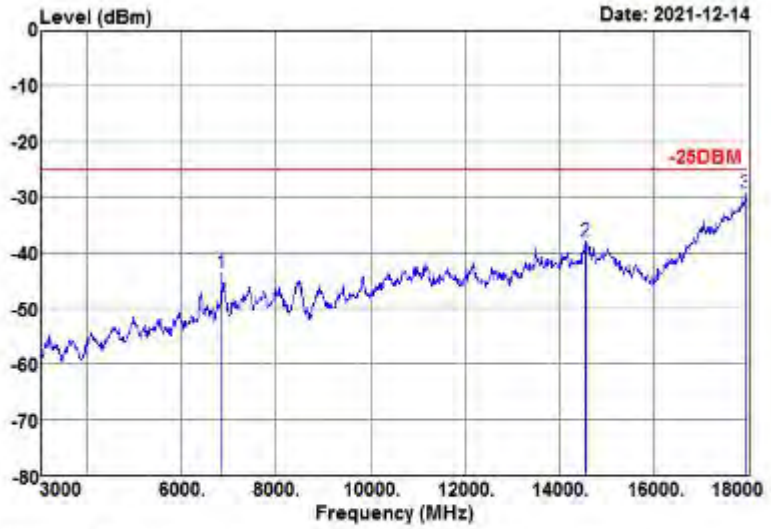

Freq MHz	Reading level dBm	Aux factor dB	level dBm	Limit level dBm	Over limit dB	Remark
6855.000	-61.84	18.25	-43.59	-25.00	-18.59	Peak
14565.000	-66.32	28.24	-38.08	-25.00	-13.08	Peak
17955.000	-69.18	40.04	-29.14	-25.00	-4.14	Peak

CHANNEL BANDWIDTH: 20MHz / QPSK

MODE	TX channel 21100	**FREQUENCY RANGE**	Above 1000MHz
ENVIRONMENTAL CONDITIONS	23deg. C, 70%RH	**INPUT POWER**	AC 120V/60HZ
TESTED BY	Jace Hu		
ANTENNA POLARITY & TEST DISTANCE: HORIZONTAL AT 3 M			

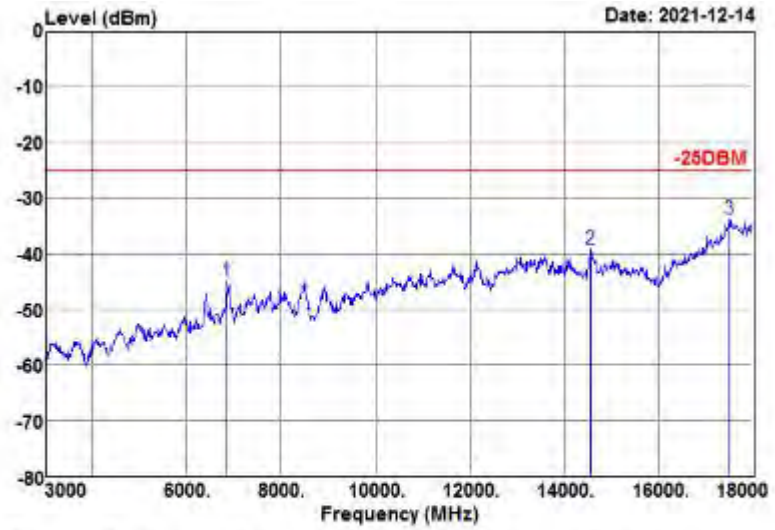

Freq MHz	Reading level dBm	Aux factor dB	level dBm	Limit level dBm	Over limit dB	Remark
6840.000	-62.66	17.86	-44.80	-25.00	-19.80	Peak
14565.000	-65.72	26.46	-39.26	-25.00	-14.26	Peak
17505.000	-69.44	35.81	-33.63	-25.00	-8.63	Peak

MODE	TX channel 21100	FREQUENCY RANGE	Above 1000MHz
ENVIRONMENTAL CONDITIONS	23deg. C, 70%RH	INPUT POWER	AC 120V/60HZ
TESTED BY	Jace Hu		
ANTENNA POLARITY & TEST DISTANCE: VERTICAL AT 3 M			

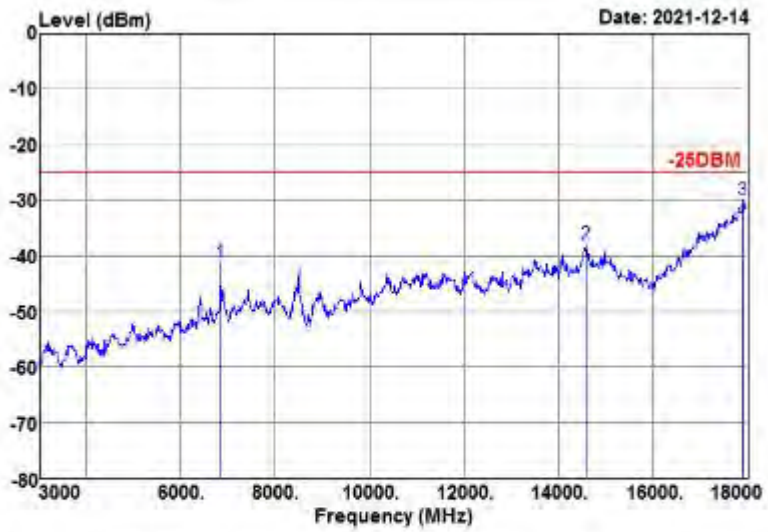

Freq MHz	Reading level dBm	Aux factor dB	level dBm	Limit level dBm	Over limit dB	Remark
6840.000	-59.58	18.20	-41.38	-25.00	-16.38	Peak
14595.000	-66.33	28.28	-38.05	-25.00	-13.05	Peak
17910.000	-69.72	39.67	-30.05	-25.00	-5.05	Peak

LTE BAND 12

CHANNEL BANDWIDTH: 1.4MHz / QPSK

MODE	TX channel 23095	**FREQUENCY RANGE**	Above 1000MHz
ENVIRONMENTAL CONDITIONS	23deg. C, 70%RH	**INPUT POWER**	AC 120V/60HZ
TESTED BY	Jace Hu		
ANTENNA POLARITY & TEST DISTANCE: HORIZONTAL AT 3 M			

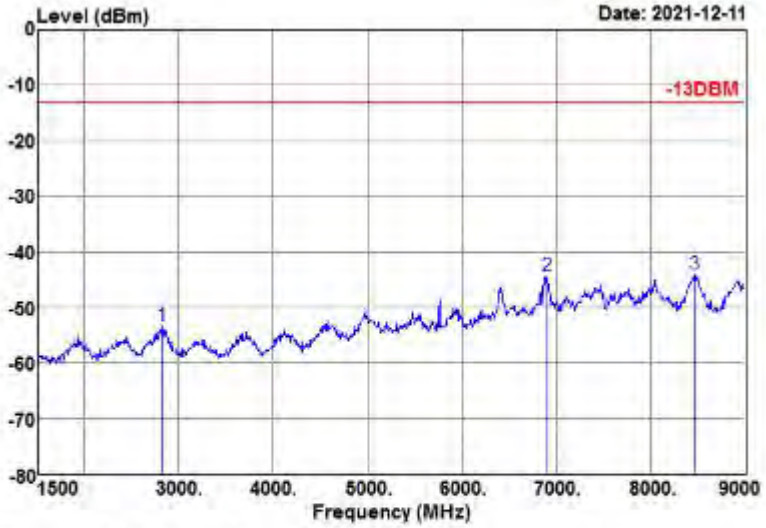

Freq MHz	Reading level dBm	Aux factor dB	level dBm	Limit level dBm	Over limit dB	Remark
2835.000	-61.10	7.70	-53.40	-13.00	-40.40	Peak
6900.000	-62.46	18.11	-44.35	-13.00	-31.35	Peak
8467.500	-63.28	19.26	-44.02	-13.00	-31.02	Peak

MODE	TX channel 23095	FREQUENCY RANGE	Above 1000MHz
ENVIRONMENTAL CONDITIONS	23deg. C, 70%RH	INPUT POWER	AC 120V/60HZ
TESTED BY	Jace Hu		
ANTENNA POLARITY & TEST DISTANCE: VERTICAL AT 3 M			

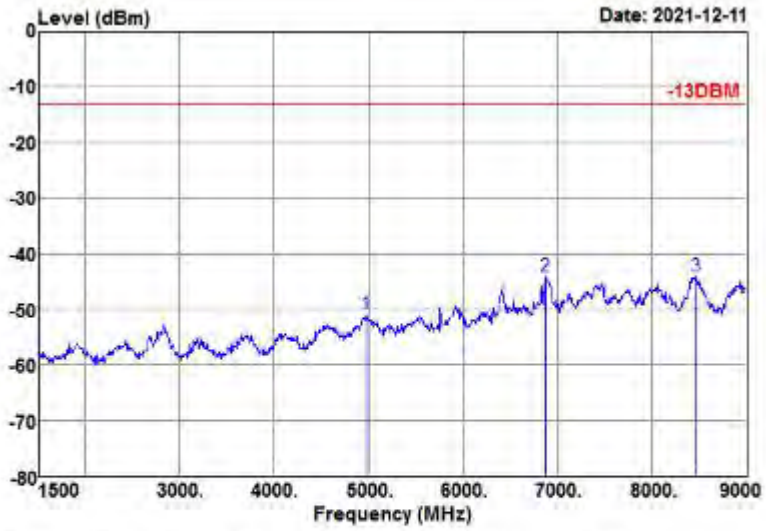

Freq MHz	Reading level dBm	Aux factor dB	level dBm	Limit level dBm	Over limit dB	Remark
4972.500	-63.87	12.82	-51.05	-13.00	-38.05	Peak
6877.500	-62.61	18.44	-44.17	-13.00	-31.17	Peak
8467.500	-63.73	19.54	-44.19	-13.00	-31.19	Peak

CHANNEL BANDWIDTH: 3MHz / QPSK

CH23095

MODE	TX channel 23095	**FREQUENCY RANGE**	Above 1000MHz
ENVIRONMENTAL CONDITIONS	23deg. C, 70%RH	**INPUT POWER**	AC 120V/60HZ
TESTED BY	Jace Hu		
ANTENNA POLARITY & TEST DISTANCE: HORIZONTAL AT 3 M			

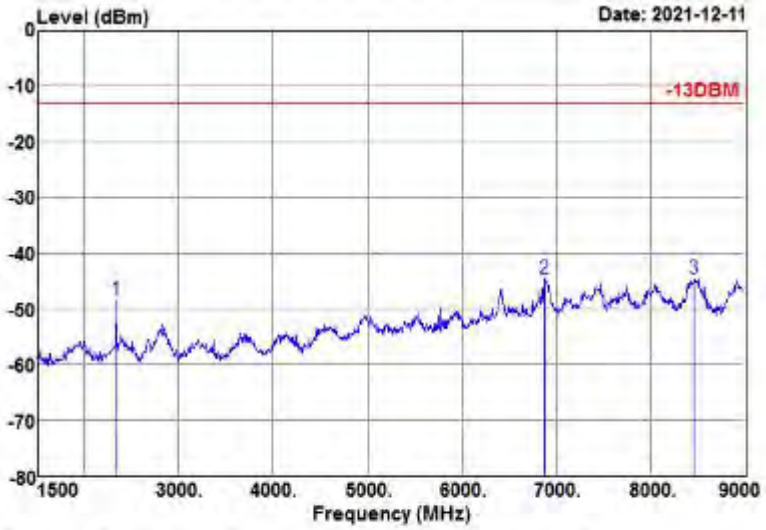

Freq MHz	Reading level dBm	Aux factor dB	level dBm	Limit level dBm	Over limit dB	Remark
2340.000	-56.73	8.25	-48.48	-13.00	-35.48	Peak
6885.000	-62.74	18.05	-44.69	-13.00	-31.69	Peak
8460.000	-63.83	19.26	-44.57	-13.00	-31.57	Peak

MODE	TX channel 23095	FREQUENCY RANGE	Above 1000MHz
ENVIRONMENTAL CONDITIONS	23deg. C, 70%RH	INPUT POWER	AC 120V/60HZ
TESTED BY	Jace Hu		
ANTENNA POLARITY & TEST DISTANCE: VERTICAL AT 3 M			

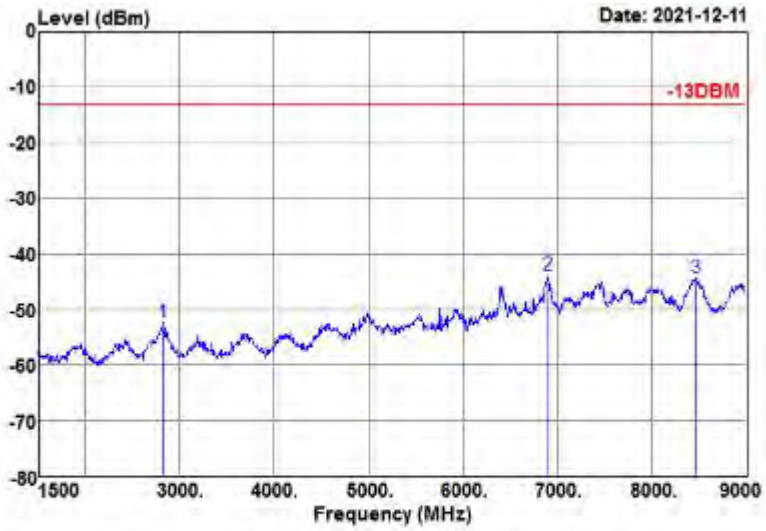

Freq MHz	Reading level dBm	Aux factor dB	level dBm	Limit level dBm	Over limit dB	Remark
2835.000	-60.52	8.03	-52.49	-13.00	-39.49	Peak
6900.000	-62.34	18.53	-43.81	-13.00	-30.81	Peak
8467.500	-63.94	19.54	-44.40	-13.00	-31.40	Peak

CHANNEL BANDWIDTH: 5MHz / QPSK

CH23035

MODE	TX channel 23035	**FREQUENCY RANGE**	Above 1000MHz
ENVIRONMENTAL CONDITIONS	23deg. C, 70%RH	**INPUT POWER**	AC 120V/60HZ
TESTED BY	Jace Hu		
ANTENNA POLARITY & TEST DISTANCE: HORIZONTAL AT 3 M			

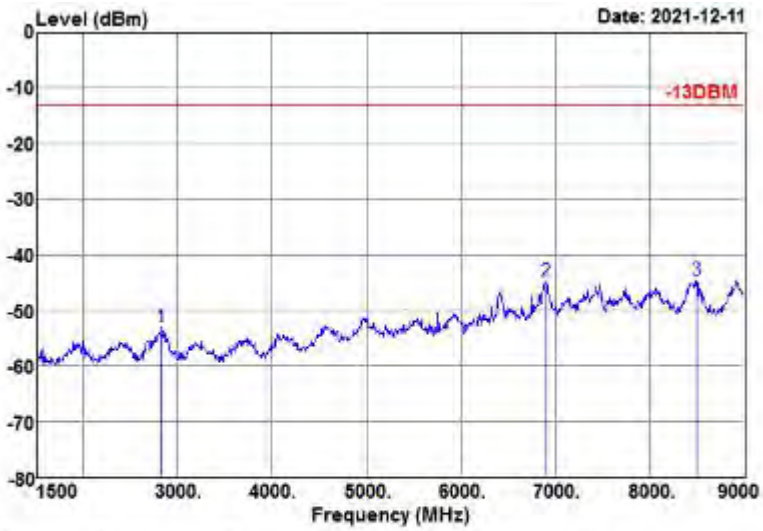

Freq MHz	Reading level dBm	Aux factor dB	level dBm	Limit level dBm	Over limit dB	Remark
2835.000	-60.86	7.70	-53.16	-13.00	-40.16	Peak
6907.500	-62.89	18.15	-44.74	-13.00	-31.74	Peak
8505.000	-63.96	19.28	-44.68	-13.00	-31.68	Peak

MODE	TX channel 23035	FREQUENCY RANGE	Above 1000MHz
ENVIRONMENTAL CONDITIONS	23deg. C, 70%RH	INPUT POWER	AC 120V/60HZ
TESTED BY	Jace Hu		
ANTENNA POLARITY & TEST DISTANCE: VERTICAL AT 3 M			

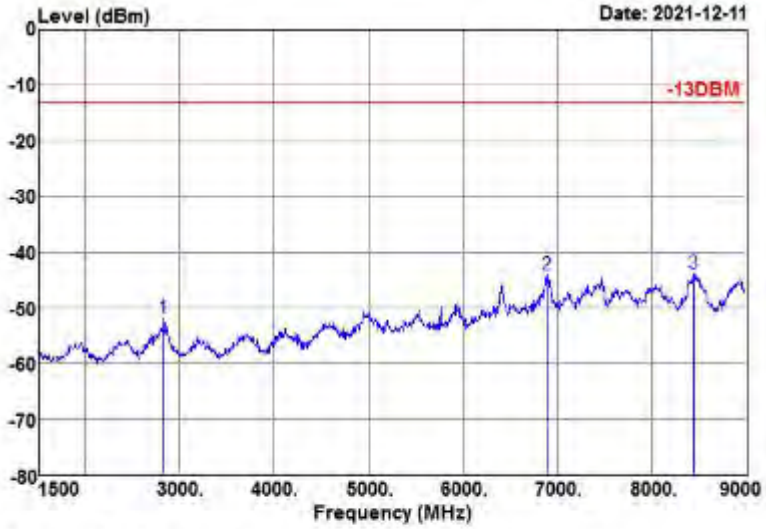

Freq MHz	Reading level dBm	Aux factor dB	level dBm	Limit level dBm	Over limit dB	Remark
2835.000	-59.88	8.03	-51.85	-13.00	-38.85	Peak
6892.500	-62.64	18.50	-44.14	-13.00	-31.14	Peak
8445.000	-63.50	19.54	-43.96	-13.00	-30.96	Peak

CH23095

MODE	TX channel 23095	**FREQUENCY RANGE**	Above 1000MHz
ENVIRONMENTAL CONDITIONS	23deg. C, 70%RH	**INPUT POWER**	AC 120V/60HZ
TESTED BY	Jace Hu		
ANTENNA POLARITY & TEST DISTANCE: HORIZONTAL AT 3 M			

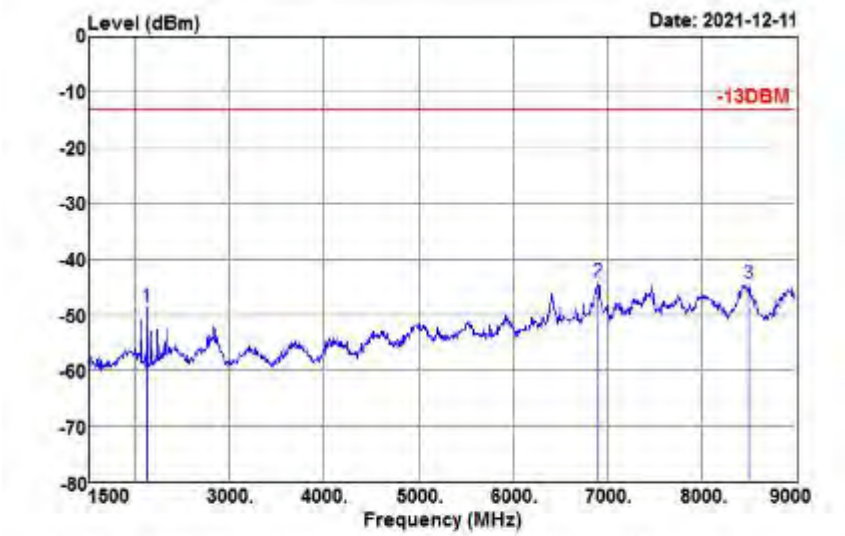

Freq MHz	Reading level dBm	Aux factor dB	level dBm	Limit level dBm	Over limit dB	Remark
2130.000	-56.42	7.80	-48.62	-13.00	-35.62	Peak
6900.000	-62.17	18.11	-44.06	-13.00	-31.06	Peak
8505.000	-63.72	19.28	-44.44	-13.00	-31.44	Peak

MODE	TX channel 23095	FREQUENCY RANGE	Above 1000MHz
ENVIRONMENTAL CONDITIONS	23deg. C, 70%RH	INPUT POWER	AC 120V/60HZ
TESTED BY	Jace Hu		
ANTENNA POLARITY & TEST DISTANCE: VERTICAL AT 3 M			

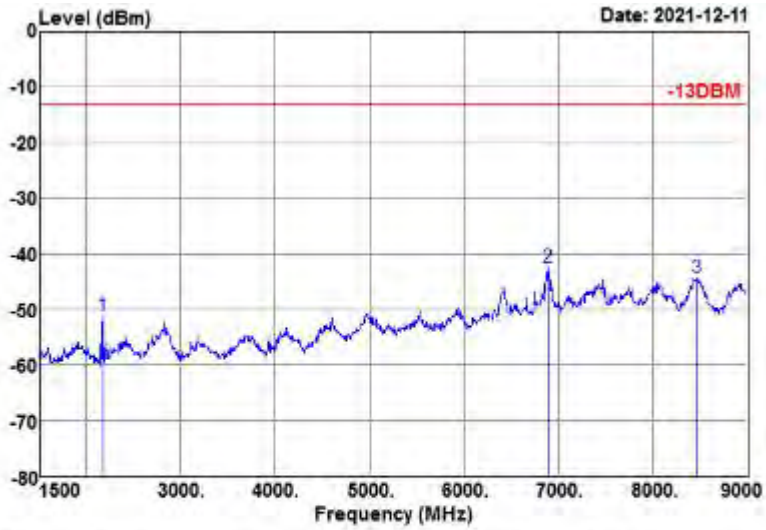

Freq MHz	Reading level dBm	Aux factor dB	level dBm	Limit level dBm	Over limit dB	Remark
2175.000	-58.65	7.51	-51.14	-13.00	-38.14	Peak
6892.500	-61.05	18.50	-42.55	-13.00	-29.55	Peak
8475.000	-63.84	19.54	-44.30	-13.00	-31.30	Peak

CH23155

MODE	TX channel 23155	**FREQUENCY RANGE**	Above 1000MHz
ENVIRONMENTAL CONDITIONS	23deg. C, 70%RH	**INPUT POWER**	AC 120V/60HZ
TESTED BY	Jace Hu		
ANTENNA POLARITY & TEST DISTANCE: HORIZONTAL AT 3 M			

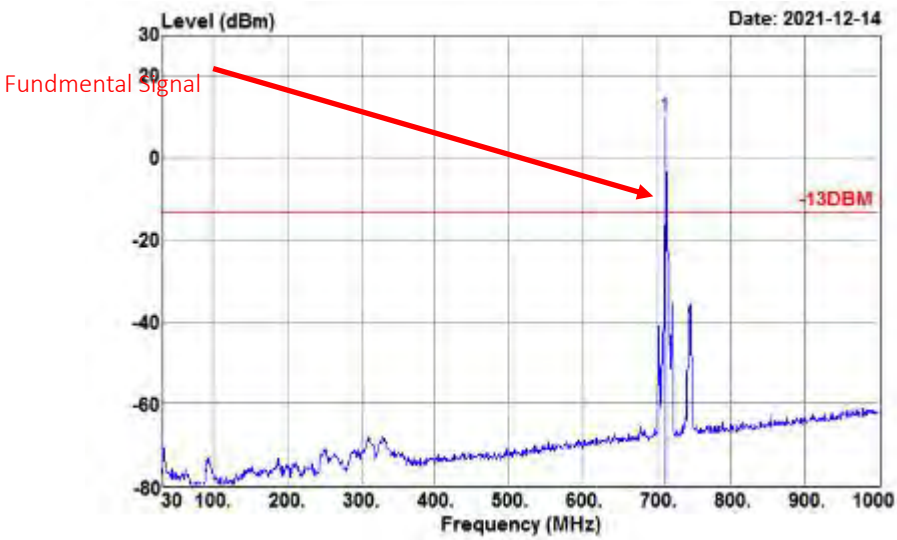

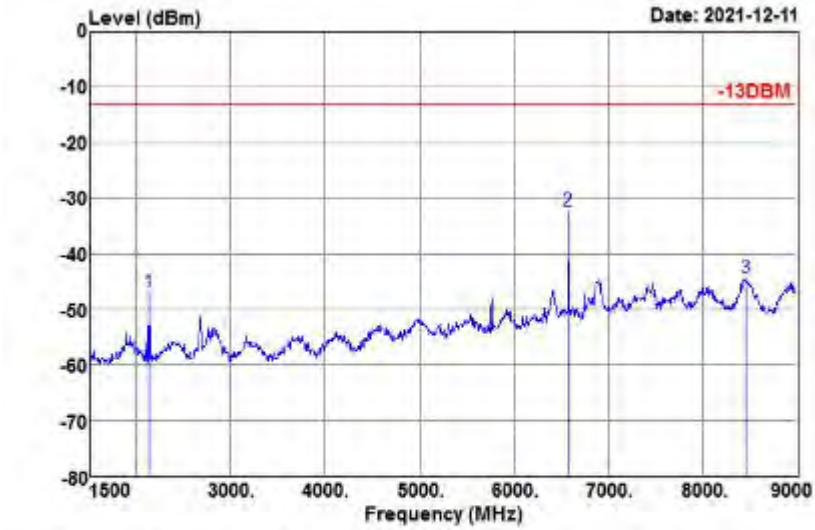

Freq MHz	Reading level dBm	Aux factor dB	level dBm	Limit level dBm	Over limit dB	Remark
2137.500	-54.82	7.82	-47.00	-13.00	-34.00	Peak
6577.500	-48.95	16.74	-32.21	-13.00	-19.21	Peak
8460.000	-63.61	19.26	-44.35	-13.00	-31.35	Peak

MODE	TX channel 23155	FREQUENCY RANGE	Above 1000MHz
ENVIRONMENTAL CONDITIONS	23deg. C, 70%RH	INPUT POWER	AC 120V/60HZ
TESTED BY	Jace Hu		
ANTENNA POLARITY & TEST DISTANCE: VERTICAL AT 3 M			

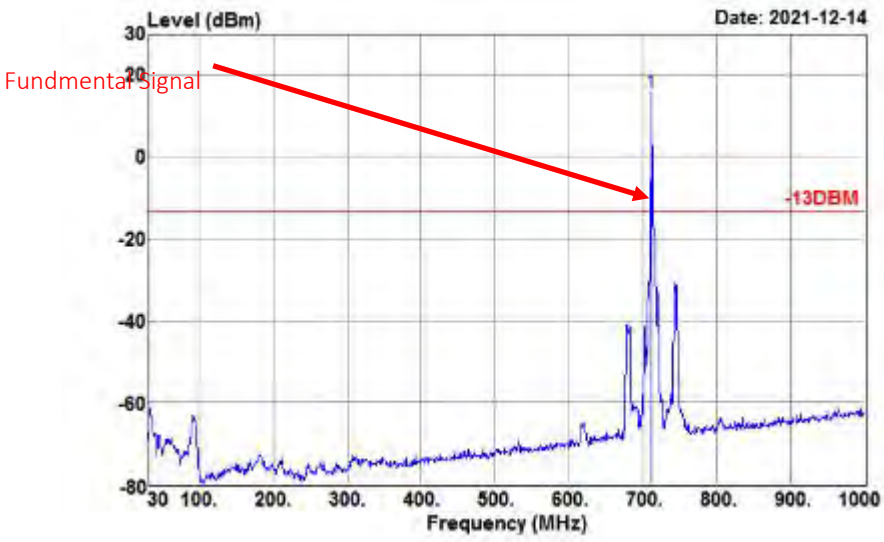

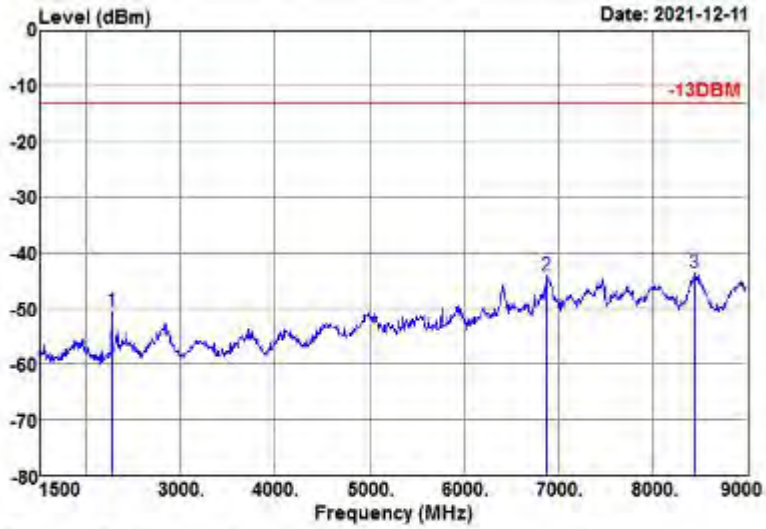

Freq MHz	Reading level dBm	Aux factor dB	level dBm	Limit level dBm	Over limit dB	Remark
2272.500	-58.24	7.81	-50.43	-13.00	-37.43	Peak
6877.500	-62.61	18.44	-44.17	-13.00	-31.17	Peak
8445.000	-63.28	19.54	-43.74	-13.00	-30.74	Peak

CHANNEL BANDWIDTH: 10MHz / QPSK

MODE	TX channel 23095	**FREQUENCY RANGE**	Above 1000MHz
ENVIRONMENTAL CONDITIONS	23deg. C, 70%RH	**INPUT POWER**	AC 120V/60HZ
TESTED BY	Jace Hu		
ANTENNA POLARITY & TEST DISTANCE: HORIZONTAL AT 3 M			

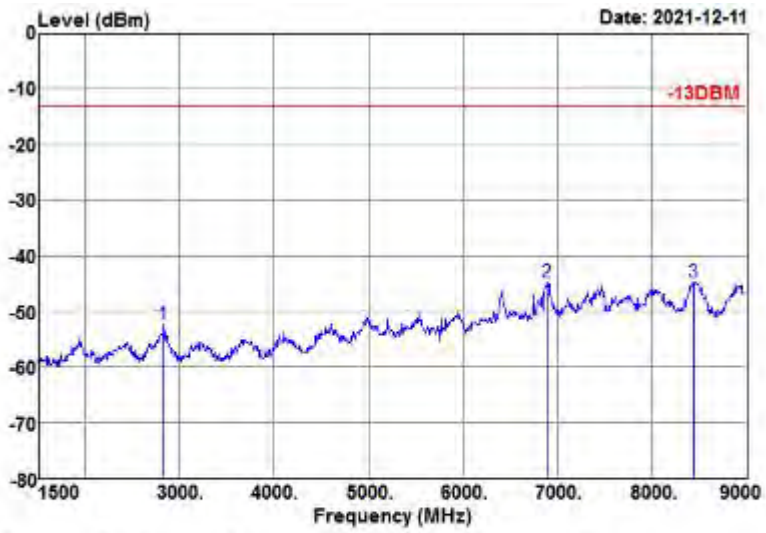

Freq MHz	Reading level dBm	Aux factor dB	level dBm	Limit level dBm	Over limit dB	Remark
2835.000	-60.04	7.70	-52.34	-13.00	-39.34	Peak
6892.500	-62.96	18.08	-44.88	-13.00	-31.88	Peak
8445.000	-63.98	19.26	-44.72	-13.00	-31.72	Peak

MODE	TX channel 23095	FREQUENCY RANGE	Above 1000MHz
ENVIRONMENTAL CONDITIONS	23deg. C, 70%RH	INPUT POWER	AC 120V/60HZ
TESTED BY	Jace Hu		
ANTENNA POLARITY & TEST DISTANCE: VERTICAL AT 3 M			

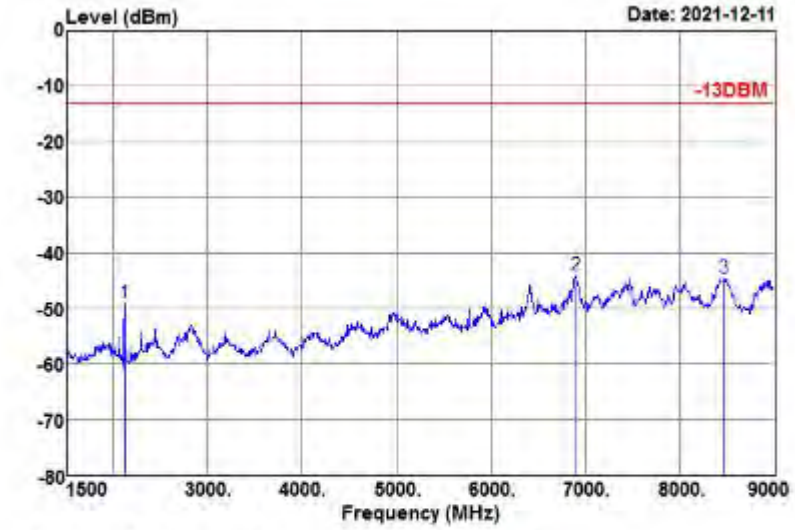

Freq MHz	Reading level dBm	Aux factor dB	level dBm	Limit level dBm	Over limit dB	Remark
2122.500	-56.35	7.36	-48.99	-13.00	-35.99	Peak
6900.000	-62.71	18.53	-44.18	-13.00	-31.18	Peak
8475.000	-64.22	19.54	-44.68	-13.00	-31.68	Peak

LTE B13

CHANNEL BANDWIDTH: 5MHz / QPSK

CH23205

MODE	TX channel 23205	**FREQUENCY RANGE**	Above 1000MHz
ENVIRONMENTAL CONDITIONS	23deg. C, 70%RH	**INPUT POWER**	AC 120V/60HZ
TESTED BY	Jace Hu		
ANTENNA POLARITY & TEST DISTANCE: HORIZONTAL AT 3 M			

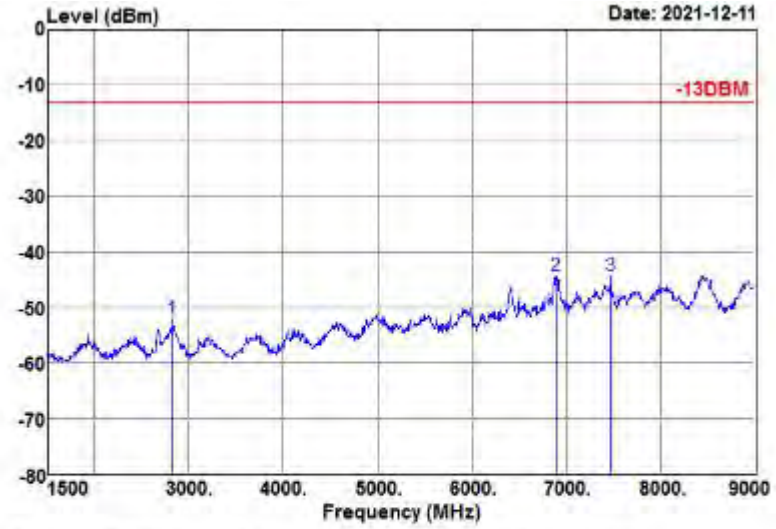

Freq MHz	Reading level dBm	Aux factor dB	level dBm	Limit level dBm	Over limit dB	Remark
2835.000	-59.87	7.70	-52.17	-13.00	-39.17	Peak
6892.500	-62.38	18.08	-44.30	-13.00	-31.30	Peak
7470.000	-64.71	20.44	-44.27	-13.00	-31.27	Peak

MODE	TX channel 23205	FREQUENCY RANGE	Above 1000MHz
ENVIRONMENTAL CONDITIONS	23deg. C, 70%RH	INPUT POWER	AC 120V/60HZ
TESTED BY	Jace Hu		
ANTENNA POLARITY & TEST DISTANCE: VERTICAL AT 3 M			

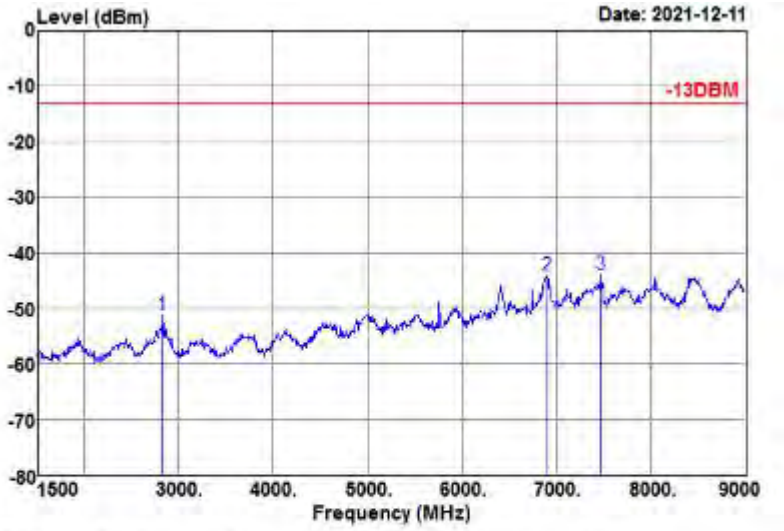

Freq MHz	Reading level dBm	Aux factor dB	level dBm	Limit level dBm	Over limit dB	Remark
2835.000	-59.16	8.03	-51.13	-13.00	-38.13	Peak
6900.000	-62.57	18.53	-44.04	-13.00	-31.04	Peak
7470.000	-64.85	20.99	-43.86	-13.00	-30.86	Peak

CH23230

MODE	TX channel 23230	**FREQUENCY RANGE**	Above 1000MHz
ENVIRONMENTAL CONDITIONS	23deg. C, 70%RH	**INPUT POWER**	AC 120V/60HZ
TESTED BY	Jace Hu		
ANTENNA POLARITY & TEST DISTANCE: HORIZONTAL AT 3 M			

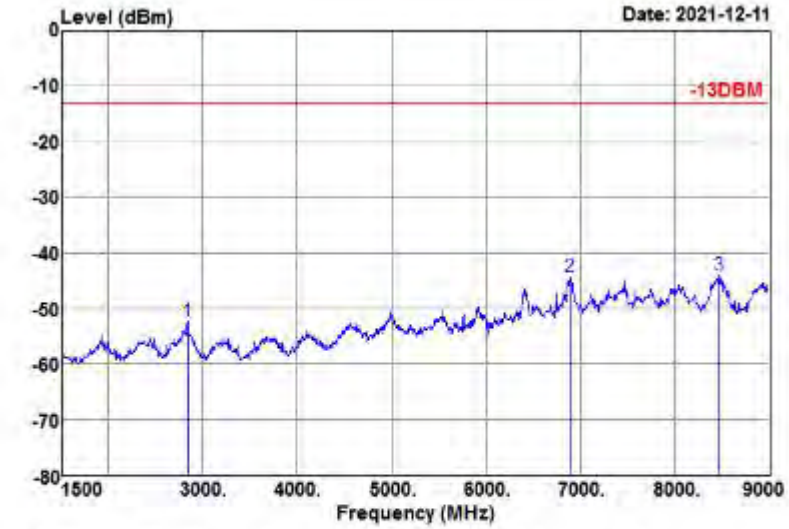

Freq MHz	Reading level dBm	Aux factor dB	level dBm	Limit level dBm	Over limit dB	Remark
2842.500	-60.05	7.66	-52.39	-13.00	-39.39	Peak
6892.500	-62.40	18.08	-44.32	-13.00	-31.32	Peak
8467.500	-63.34	19.26	-44.08	-13.00	-31.08	Peak

MODE	TX channel 23230	FREQUENCY RANGE	Above 1000MHz
ENVIRONMENTAL CONDITIONS	23deg. C, 70%RH	INPUT POWER	AC 120V/60HZ
TESTED BY	Jace Hu		
ANTENNA POLARITY & TEST DISTANCE: VERTICAL AT 3 M			

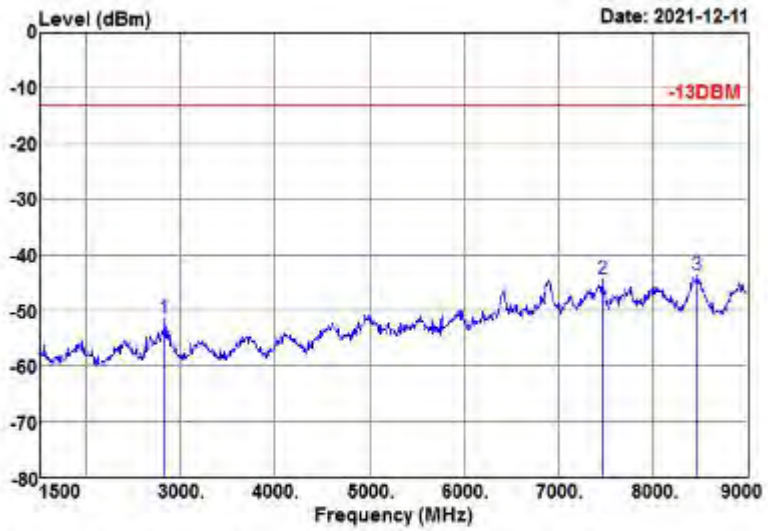

Freq MHz	Reading level dBm	Aux factor dB	level dBm	Limit level dBm	Over limit dB	Remark
2835.000	-59.53	8.03	-51.50	-13.00	-38.50	Peak
7470.000	-65.26	20.99	-44.27	-13.00	-31.27	Peak
8475.000	-63.21	19.54	-43.67	-13.00	-30.67	Peak

CH23255

MODE	TX channel 23255	**FREQUENCY RANGE**	Above 1000MHz
ENVIRONMENTAL CONDITIONS	23deg. C, 70%RH	**INPUT POWER**	AC 120V/60HZ
TESTED BY	Jace Hu		
ANTENNA POLARITY & TEST DISTANCE: HORIZONTAL AT 3 M			

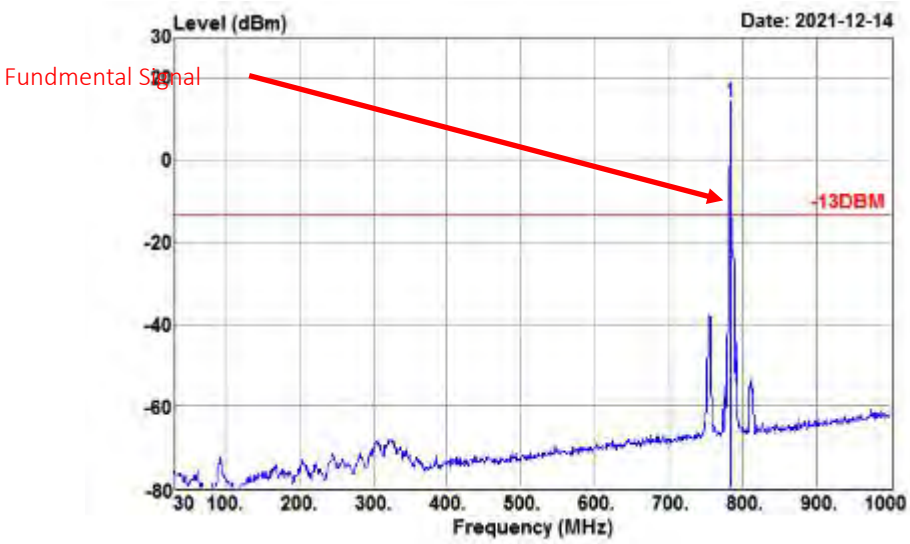

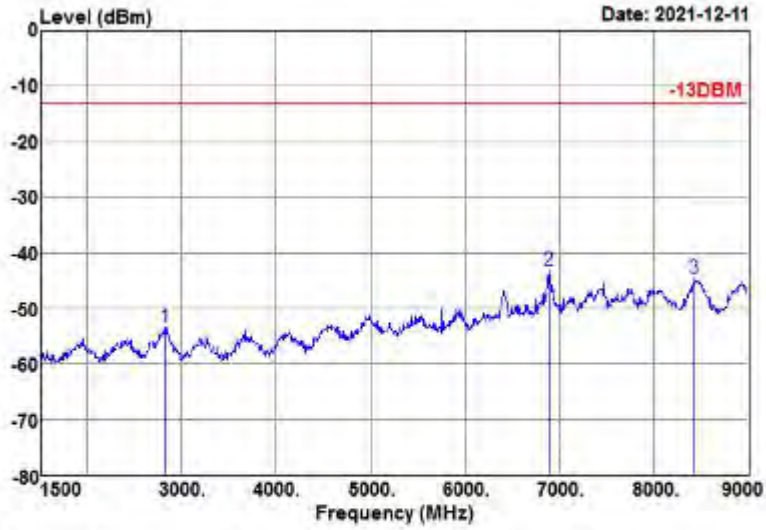

Freq MHz	Reading level dBm	Aux factor dB	level dBm	Limit level dBm	Over limit dB	Remark
2835.000	-61.05	7.70	-53.35	-13.00	-40.35	Peak
6892.500	-61.15	18.08	-43.07	-13.00	-30.07	Peak
8437.500	-63.82	19.26	-44.56	-13.00	-31.56	Peak

MODE	TX channel 23255	FREQUENCY RANGE	Above 1000MHz
ENVIRONMENTAL CONDITIONS	23deg. C, 70%RH	INPUT POWER	AC 120V/60HZ
TESTED BY	Jace Hu		
ANTENNA POLARITY & TEST DISTANCE: VERTICAL AT 3 M			

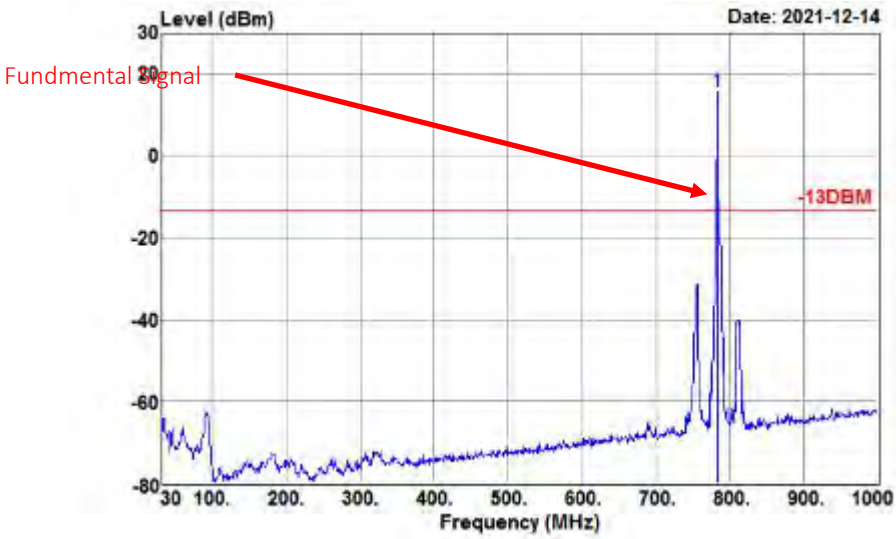

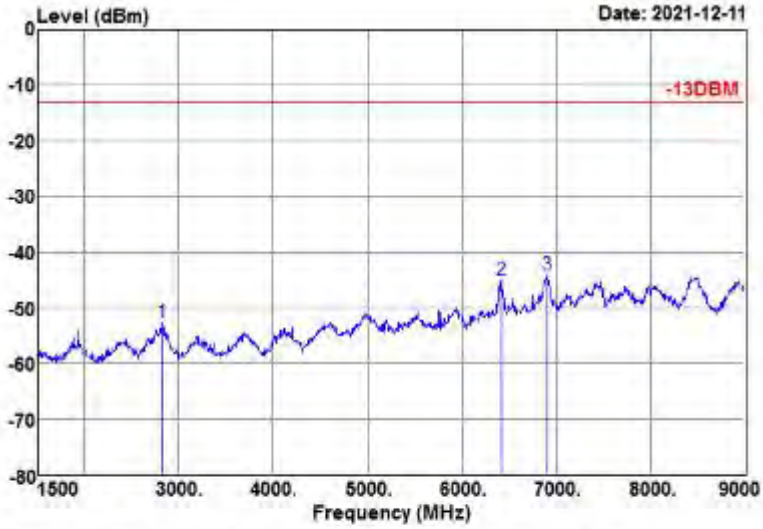

Freq MHz	Reading level dBm	Aux factor dB	level dBm	Limit level dBm	Over limit dB	Remark
2835.000	-60.70	8.03	-52.67	-13.00	-39.67	Peak
6420.000	-61.48	16.50	-44.98	-13.00	-31.98	Peak
6907.500	-62.80	18.57	-44.23	-13.00	-31.23	Peak

CHANNEL BANDWIDTH: 10MHz /QPSK

MODE	TX channel 23230	**FREQUENCY RANGE**	Above 1000MHz
ENVIRONMENTAL CONDITIONS	23deg. C, 70%RH	**INPUT POWER**	AC 120V/60HZ
TESTED BY	Jace Hu		
ANTENNA POLARITY & TEST DISTANCE: HORIZONTAL AT 3 M			

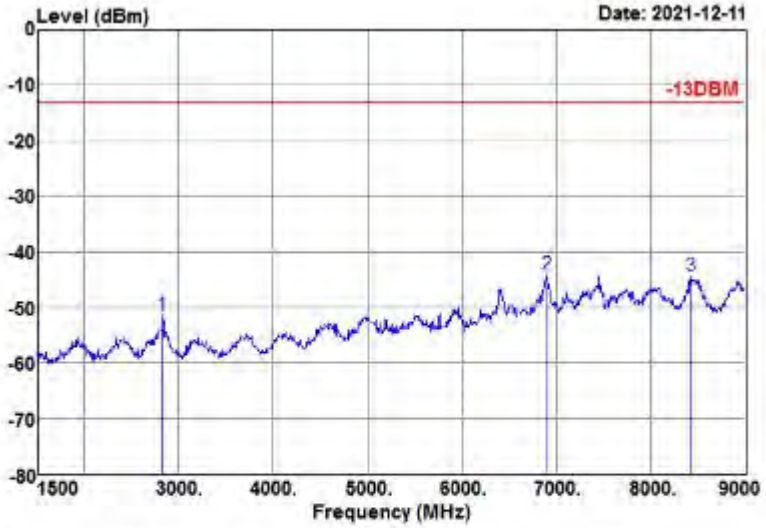

Freq MHz	Reading level dBm	Aux factor dB	level dBm	Limit level dBm	Over limit dB	Remark
2835.000	-59.15	7.70	-51.45	-13.00	-38.45	Peak
6900.000	-62.25	18.11	-44.14	-13.00	-31.14	Peak
8430.000	-63.69	19.25	-44.44	-13.00	-31.44	Peak

MODE	TX channel 23230	FREQUENCY RANGE	Above 1000MHz
ENVIRONMENTAL CONDITIONS	23deg. C, 70%RH	INPUT POWER	AC 120V/60HZ
TESTED BY	Jace Hu		
ANTENNA POLARITY & TEST DISTANCE: VERTICAL AT 3 M			

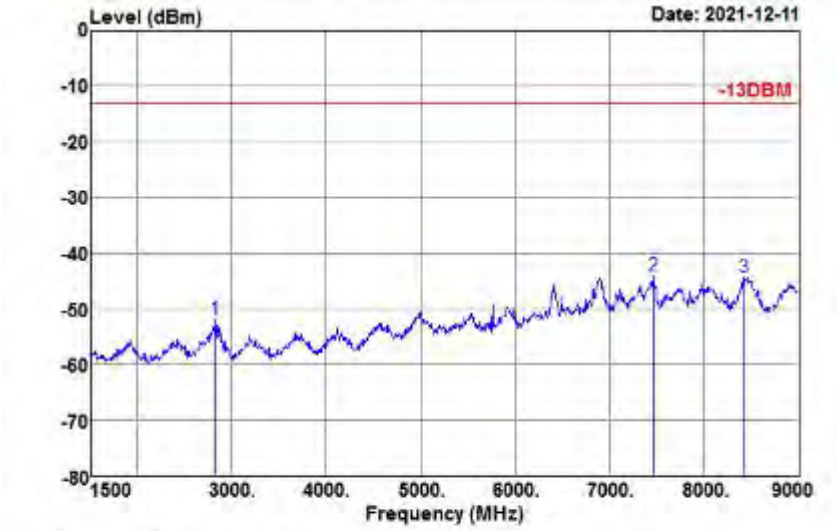

Freq MHz	Reading level dBm	Aux factor dB	level dBm	Limit level dBm	Over limit dB	Remark
2835.000	-59.84	8.03	-51.81	-13.00	-38.81	Peak
7470.000	-65.22	20.99	-44.23	-13.00	-31.23	Peak
8430.000	-63.84	19.53	-44.31	-13.00	-31.31	Peak

LTE B17

NOTE:

The data of LTE17 is contained in LTE12, and the data only reflects the segments of LTE 12.

LTE B66

CHANNEL BANDWIDTH: 1.4MHz / QPSK

MODE	TX channel 132322	**FREQUENCY RANGE**	Above 1000MHz
ENVIRONMENTAL CONDITIONS	23deg. C, 70%RH	**INPUT POWER**	AC 120V/60HZ
TESTED BY	Jace Hu		
ANTENNA POLARITY & TEST DISTANCE: HORIZONTAL AT 3 M			

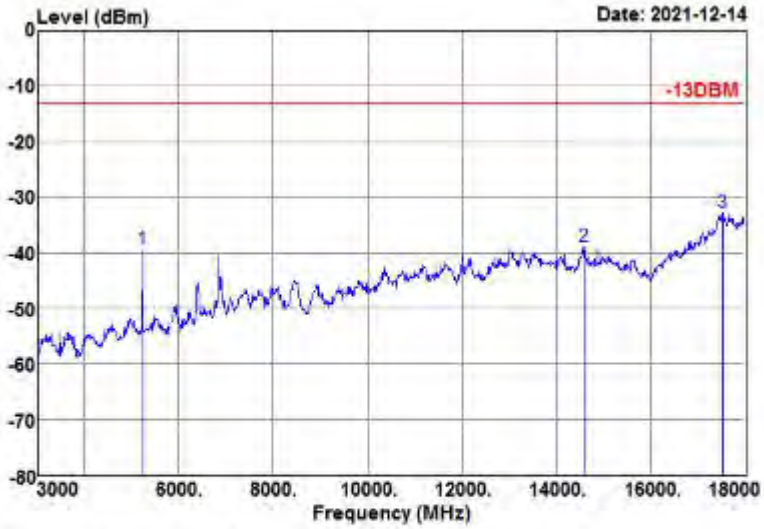

Freq MHz	Reading level dBm	Aux factor dB	level dBm	Limit level dBm	Over limit dB	Remark
5235.000	-52.12	12.67	-39.45	-13.00	-26.45	Peak
14595.000	-65.52	26.53	-38.99	-13.00	-25.99	Peak
17520.000	-68.50	35.79	-32.71	-13.00	-19.71	Peak

MODE	TX channel 132322	FREQUENCY RANGE	Above 1000MHz
ENVIRONMENTAL CONDITIONS	23deg. C, 70%RH	INPUT POWER	AC 120V/60HZ
TESTED BY	Jace Hu		
ANTENNA POLARITY & TEST DISTANCE: VERTICAL AT 3 M			

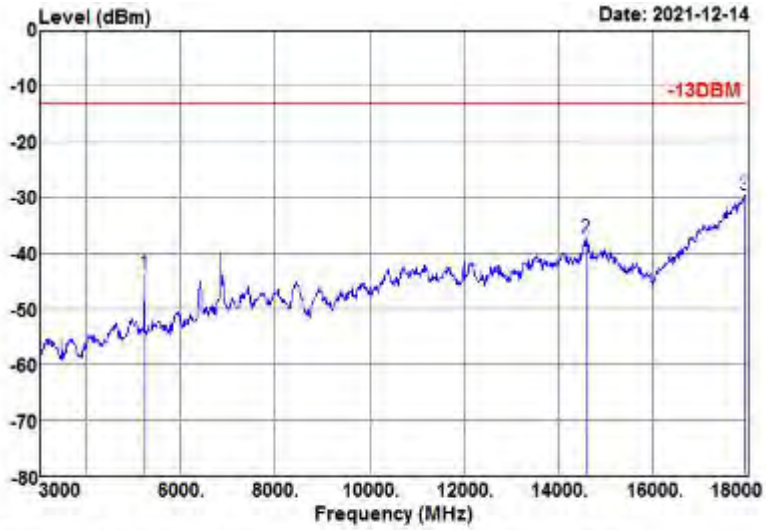

Freq MHz	Reading level dBm	Aux factor dB	level dBm	Limit level dBm	Over limit dB	Remark
5235.000	-56.56	12.90	-43.66	-13.00	-30.66	Peak
14595.000	-65.58	28.28	-37.30	-13.00	-24.30	Peak
17940.000	-69.35	39.91	-29.44	-13.00	-16.44	Peak

CHANNEL BANDWIDTH: 3MHz / QPSK

MODE	TX channel 132322	**FREQUENCY RANGE**	Above 1000MHz
ENVIRONMENTAL CONDITIONS	23deg. C, 70%RH	**INPUT POWER**	AC 120V/60HZ
TESTED BY	Jace Hu		
ANTENNA POLARITY & TEST DISTANCE: HORIZONTAL AT 3 M			

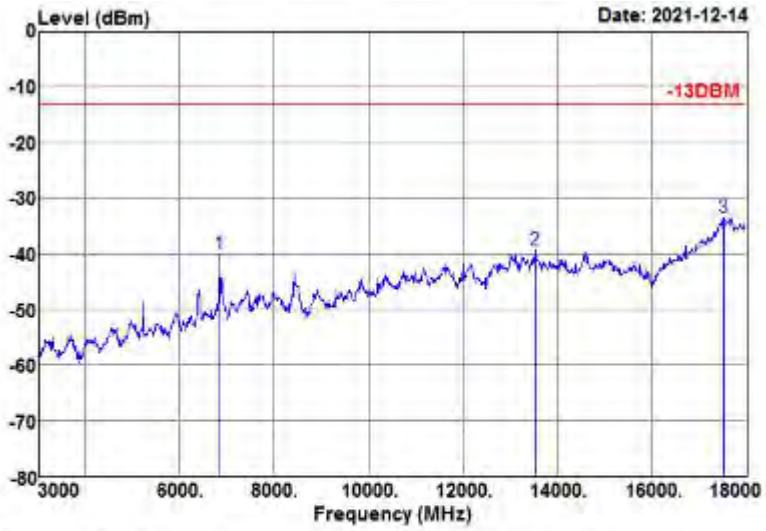

Freq MHz	Reading level dBm	Aux factor dB	level dBm	Limit level dBm	Over limit dB	Remark
6840.000	-57.93	17.86	-40.07	-13.00	-27.07	Peak
13545.000	-67.62	28.31	-39.31	-13.00	-26.31	Peak
17535.000	-69.30	35.77	-33.53	-13.00	-20.53	Peak

MODE	TX channel 132322	FREQUENCY RANGE	Above 1000MHz
ENVIRONMENTAL CONDITIONS	23deg. C, 70%RH	INPUT POWER	AC 120V/60HZ
TESTED BY	Jace Hu		
ANTENNA POLARITY & TEST DISTANCE: VERTICAL AT 3 M			

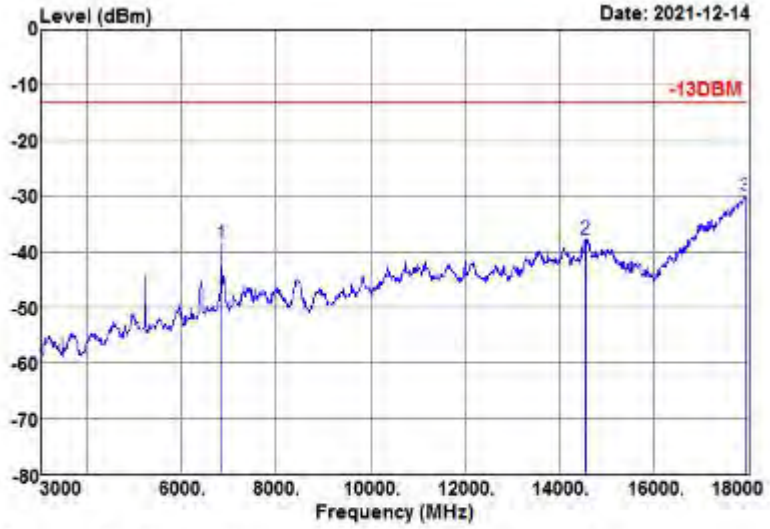

Freq MHz	Reading level dBm	Aux factor dB	level dBm	Limit level dBm	Over limit dB	Remark
6840.000	-56.56	18.20	-38.36	-13.00	-25.36	Peak
14565.000	-65.98	28.24	-37.74	-13.00	-24.74	Peak
17940.000	-69.79	39.91	-29.88	-13.00	-16.88	Peak

CHANNEL BANDWIDTH: 5MHz / QPSK

CH131997

MODE	TX channel 131997	**FREQUENCY RANGE**	Above 1000MHz
ENVIRONMENTAL CONDITIONS	23deg. C, 70%RH	**INPUT POWER**	AC 120V/60HZ
TESTED BY	Jace Hu		
ANTENNA POLARITY & TEST DISTANCE: HORIZONTAL AT 3 M			

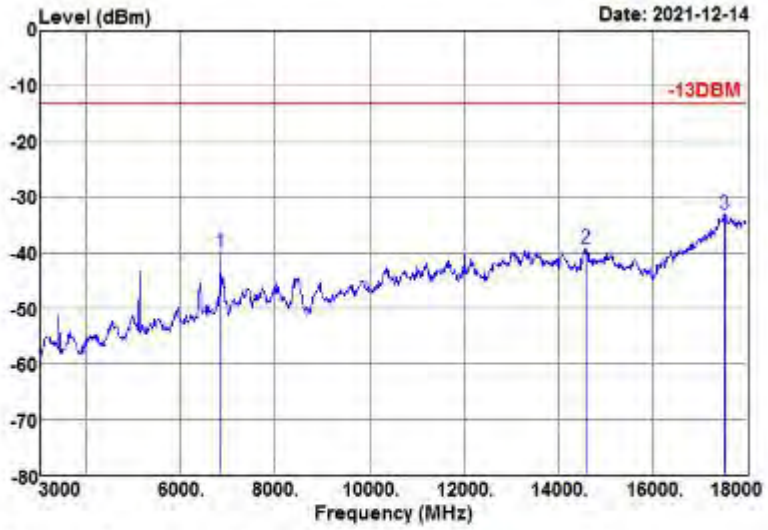

Freq MHz	Reading level dBm	Aux factor dB	level dBm	Limit level dBm	Over limit dB	Remark
6840.000	-57.75	17.86	-39.89	-13.00	-26.89	Peak
14595.000	-65.70	26.53	-39.17	-13.00	-26.17	Peak
17520.000	-68.79	35.79	-33.00	-13.00	-20.00	Peak

MODE	TX channel 131997	FREQUENCY RANGE	Above 1000MHz
ENVIRONMENTAL CONDITIONS	23deg. C, 70%RH	INPUT POWER	AC 120V/60HZ
TESTED BY	Jace Hu		
ANTENNA POLARITY & TEST DISTANCE: VERTICAL AT 3 M			

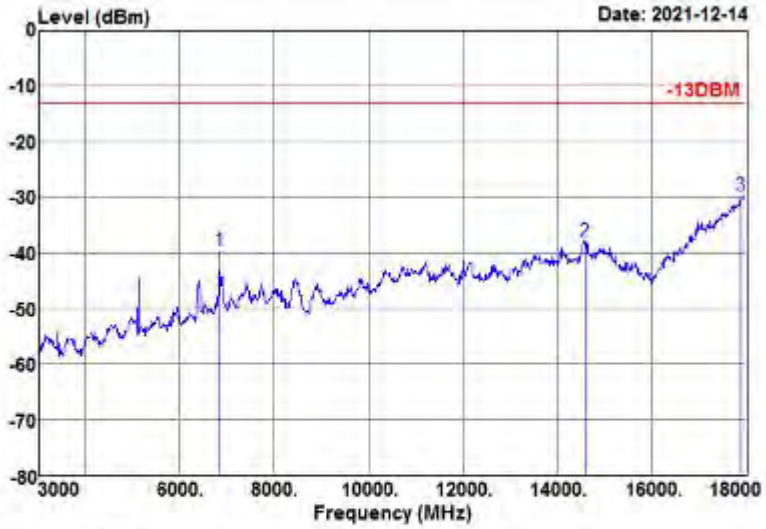

Freq MHz	Reading level dBm	Aux factor dB	level dBm	Limit level dBm	Over limit dB	Remark
6840.000	-57.81	18.20	-39.61	-13.00	-26.61	Peak
14595.000	-66.17	28.28	-37.89	-13.00	-24.89	Peak
17895.000	-69.18	39.55	-29.63	-13.00	-16.63	Peak

CH132322

MODE	TX channel 132322	**FREQUENCY RANGE**	Above 1000MHz
ENVIRONMENTAL CONDITIONS	23deg. C, 70%RH	**INPUT POWER**	AC 120V/60HZ
TESTED BY	Jace Hu		
ANTENNA POLARITY & TEST DISTANCE: HORIZONTAL AT 3 M			

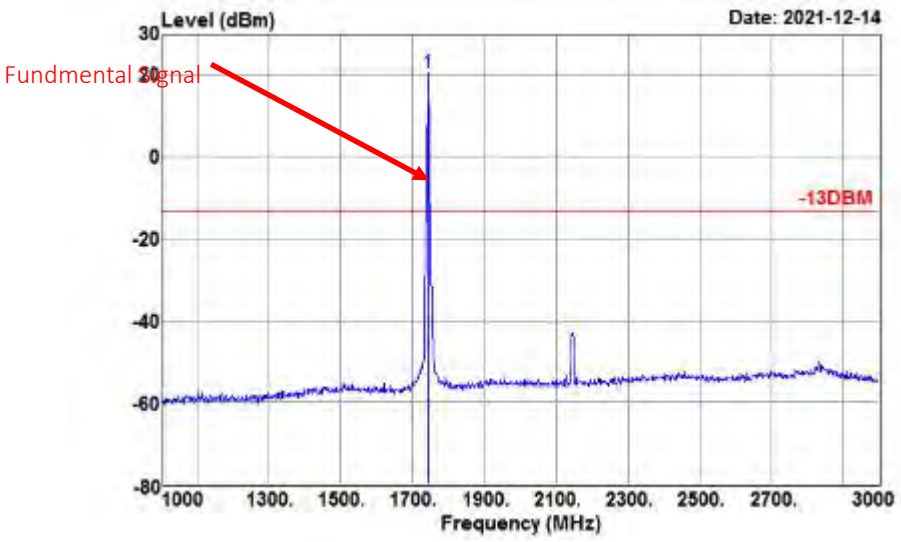

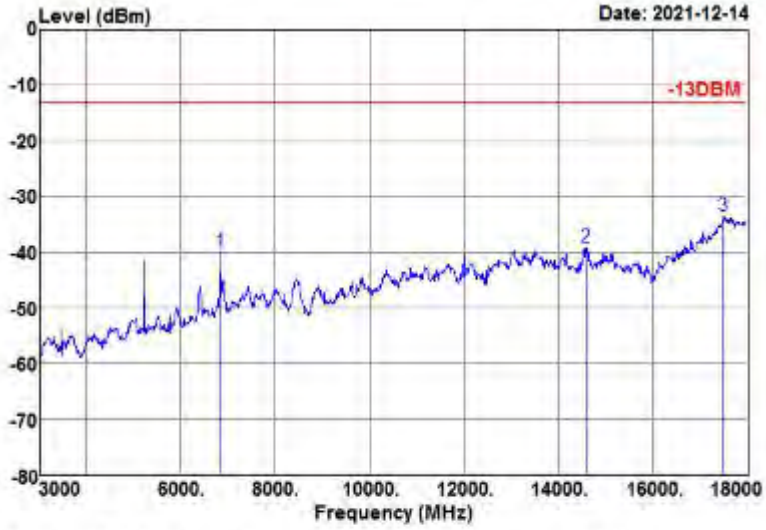

Freq MHz	Reading level dBm	Aux factor dB	level dBm	Limit level dBm	Over limit dB	Remark
6840.000	-57.75	17.86	-39.89	-13.00	-26.89	Peak
14580.000	-65.58	26.50	-39.08	-13.00	-26.08	Peak
17505.000	-69.24	35.81	-33.43	-13.00	-20.43	Peak

MODE	TX channel 132322	FREQUENCY RANGE	Above 1000MHz
ENVIRONMENTAL CONDITIONS	23deg. C, 70%RH	INPUT POWER	AC 120V/60HZ
TESTED BY	Jace Hu		
ANTENNA POLARITY & TEST DISTANCE: VERTICAL AT 3 M			

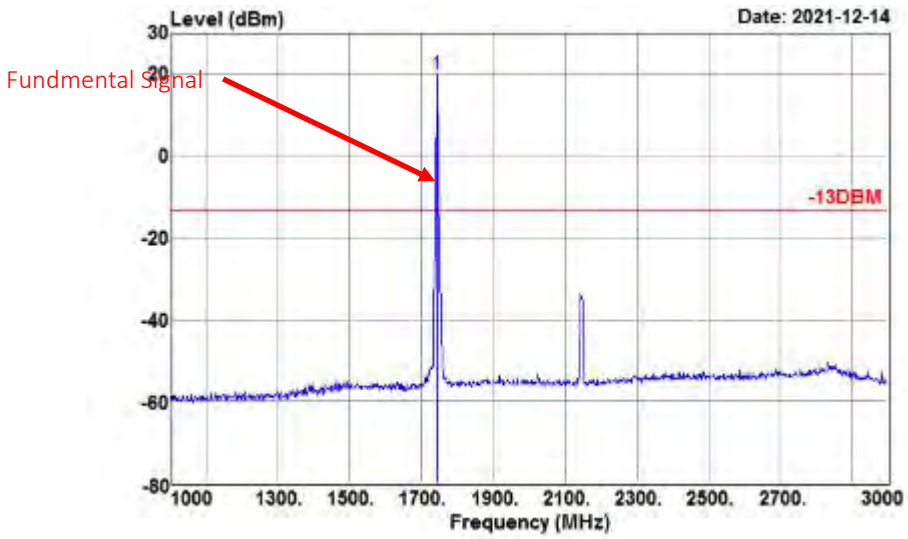

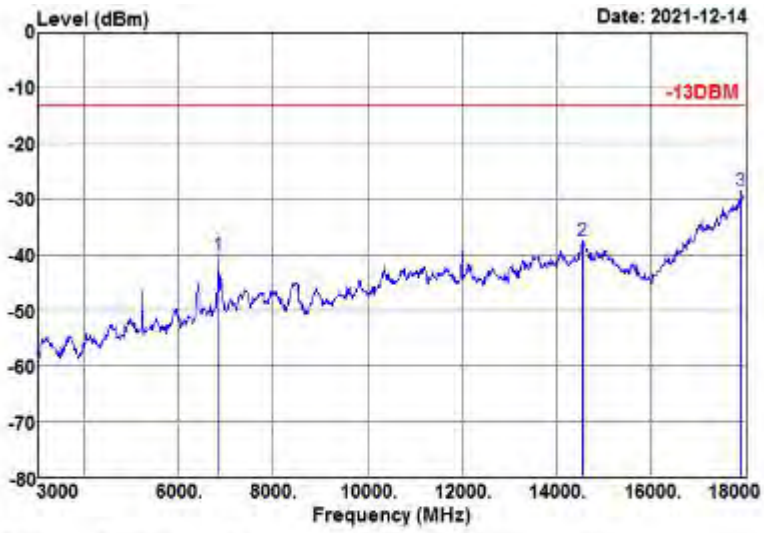

Freq MHz	Reading level dBm	Aux factor dB	level dBm	Limit level dBm	Over limit dB	Remark
6840.000	-58.32	18.20	-40.12	-13.00	-27.12	Peak
14565.000	-65.85	28.24	-37.61	-13.00	-24.61	Peak
17925.000	-68.34	39.79	-28.55	-13.00	-15.55	Peak

CH132647

MODE	TX channel 132647	**FREQUENCY RANGE**	Above 1000MHz
ENVIRONMENTAL CONDITIONS	23deg. C, 70%RH	**INPUT POWER**	AC 120V/60HZ
TESTED BY	Jace Hu		
ANTENNA POLARITY & TEST DISTANCE: HORIZONTAL AT 3 M			

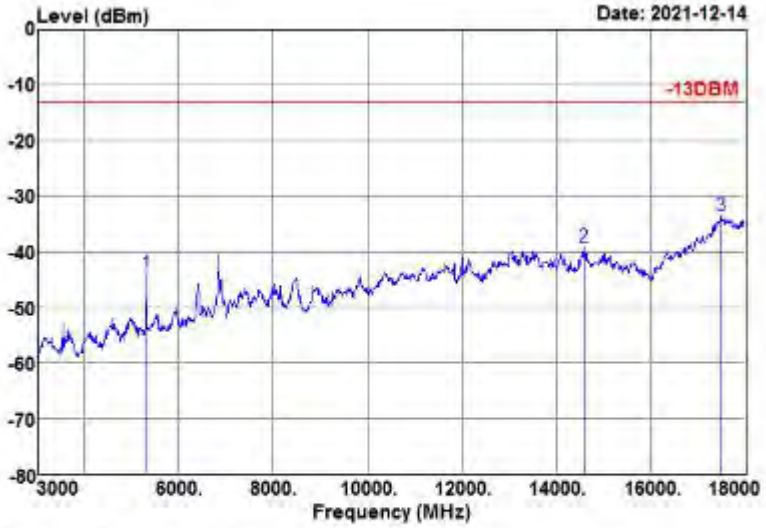

Freq MHz	Reading level dBm	Aux factor dB	level dBm	Limit level dBm	Over limit dB	Remark
5325.000	-56.74	12.76	-43.98	-13.00	-30.98	Peak
14595.000	-65.79	26.53	-39.26	-13.00	-26.26	Peak
17490.000	-69.26	35.73	-33.53	-13.00	-20.53	Peak

MODE	TX channel 132647	FREQUENCY RANGE	Above 1000MHz
ENVIRONMENTAL CONDITIONS	23deg. C, 70%RH	INPUT POWER	AC 120V/60HZ
TESTED BY	Jace Hu		
ANTENNA POLARITY & TEST DISTANCE: VERTICAL AT 3 M			

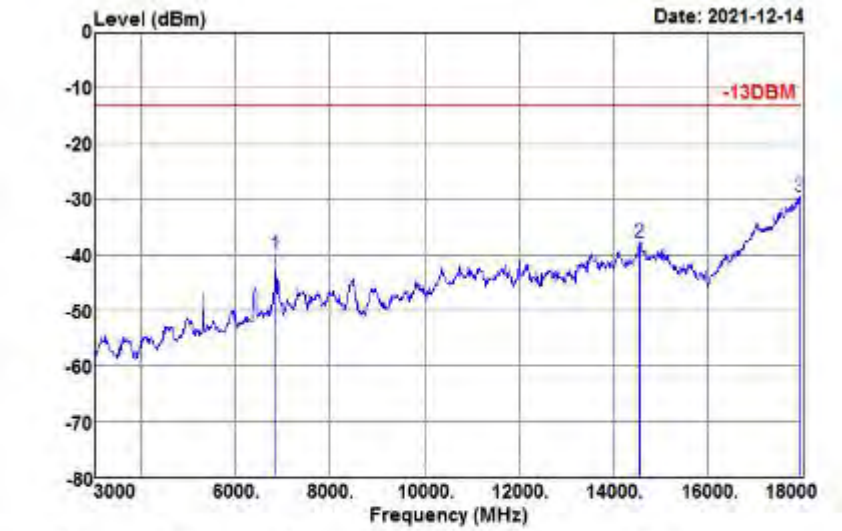

Freq MHz	Reading level dBm	Aux factor dB	level dBm	Limit level dBm	Over limit dB	Remark
6840.000	-58.17	18.20	-39.97	-13.00	-26.97	Peak
14565.000	-65.89	28.24	-37.65	-13.00	-24.65	Peak
17955.000	-69.47	40.04	-29.43	-13.00	-16.43	Peak

CHANNEL BANDWIDTH: 10MHz / QPSK

CH132322

MODE	TX channel 132322	**FREQUENCY RANGE**	Above 1000MHz
ENVIRONMENTAL CONDITIONS	23deg. C, 70%RH	**INPUT POWER**	AC 120V/60HZ
TESTED BY	Jace Hu		
ANTENNA POLARITY & TEST DISTANCE: HORIZONTAL AT 3 M			

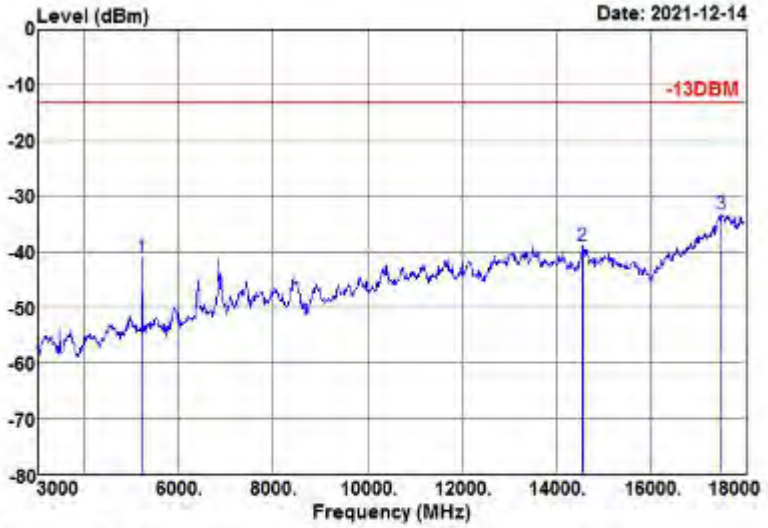

Freq MHz	Reading level dBm	Aux factor dB	level dBm	Limit level dBm	Over limit dB	Remark
5220.000	-53.67	12.63	-41.04	-13.00	-28.04	Peak
14565.000	-65.46	26.46	-39.00	-13.00	-26.00	Peak
17505.000	-69.12	35.81	-33.31	-13.00	-20.31	Peak

MODE	TX channel 132322	FREQUENCY RANGE	Above 1000MHz
ENVIRONMENTAL CONDITIONS	23deg. C, 70%RH	INPUT POWER	AC 120V/60HZ
TESTED BY	Jace Hu		
ANTENNA POLARITY & TEST DISTANCE: VERTICAL AT 3 M			

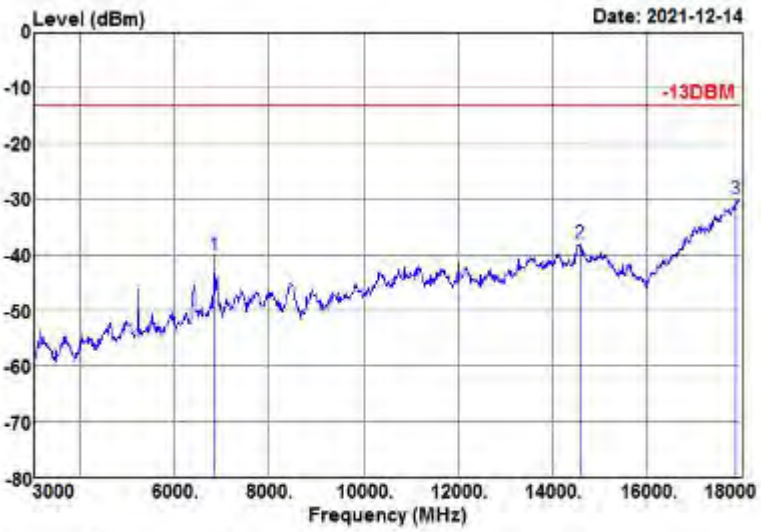

Freq MHz	Reading level dBm	Aux factor dB	level dBm	Limit level dBm	Over limit dB	Remark
6840.000	-58.24	18.20	-40.04	-13.00	-27.04	Peak
14595.000	-66.23	28.28	-37.95	-13.00	-24.95	Peak
17895.000	-69.43	39.55	-29.88	-13.00	-16.88	Peak

CHANNEL BANDWIDTH: 15MHz / QPSK

MODE	TX channel 132322	**FREQUENCY RANGE**	Above 1000MHz
ENVIRONMENTAL CONDITIONS	23deg. C, 70%RH	**INPUT POWER**	AC 120V/60HZ
TESTED BY	Jace Hu		
ANTENNA POLARITY & TEST DISTANCE: HORIZONTAL AT 3 M			

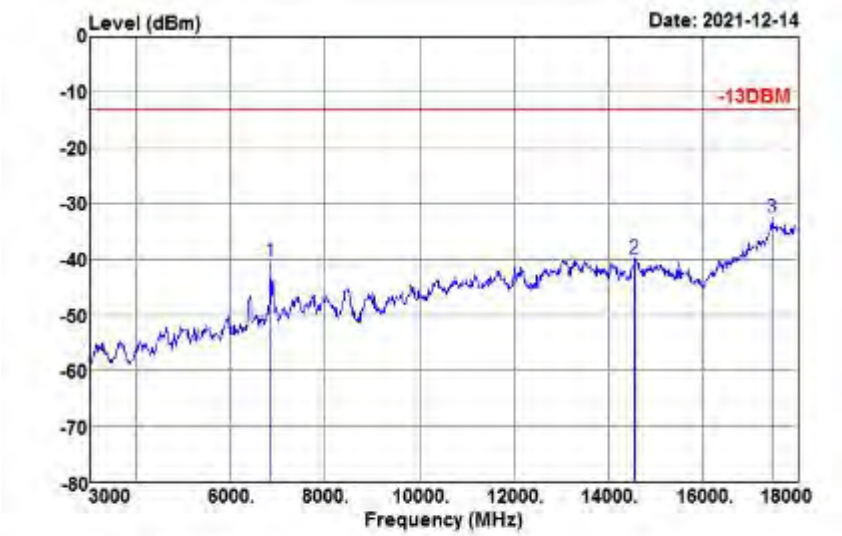

Freq MHz	Reading level dBm	Aux factor dB	level dBm	Limit level dBm	Over limit dB	Remark
6840.000	-58.30	17.86	-40.44	-13.00	-27.44	Peak
14565.000	-66.29	26.46	-39.83	-13.00	-26.83	Peak
17460.000	-68.09	35.48	-32.61	-13.00	-19.61	Peak

MODE	TX channel 132322	FREQUENCY RANGE	Above 1000MHz
ENVIRONMENTAL CONDITIONS	23deg. C, 70%RH	INPUT POWER	AC 120V/60HZ
TESTED BY	Jace Hu		
ANTENNA POLARITY & TEST DISTANCE: VERTICAL AT 3 M			

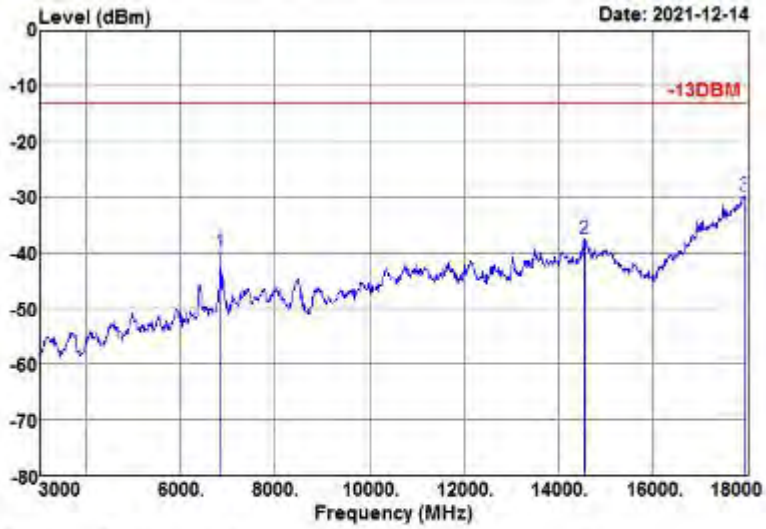

Freq MHz	Reading level dBm	Aux factor dB	level dBm	Limit level dBm	Over limit dB	Remark
6840.000	-58.11	18.20	-39.91	-13.00	-26.91	Peak
14565.000	-65.72	28.24	-37.48	-13.00	-24.48	Peak
17940.000	-69.52	39.91	-29.61	-13.00	-16.61	Peak

CHANNEL BANDWIDTH: 20MHz / QPSK

MODE	TX channel 132322	**FREQUENCY RANGE**	Above 1000MHz
ENVIRONMENTAL CONDITIONS	23deg. C, 70%RH	**INPUT POWER**	AC 120V/60HZ
TESTED BY	Jace Hu		
ANTENNA POLARITY & TEST DISTANCE: HORIZONTAL AT 3 M			

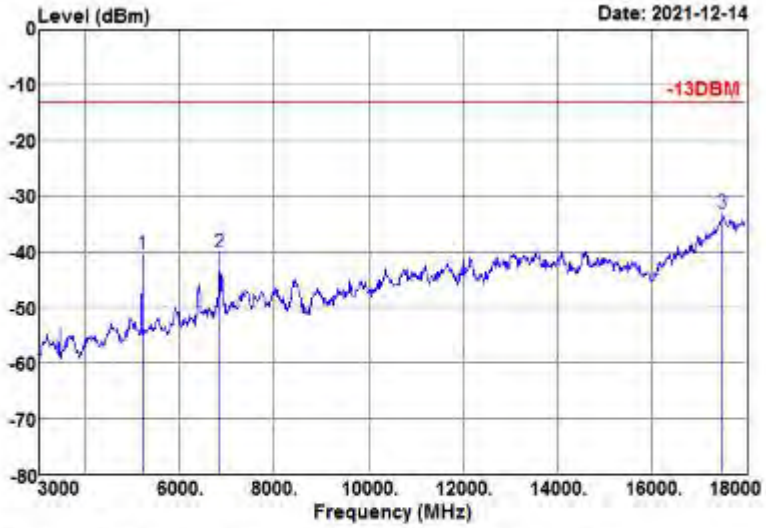

Freq MHz	Reading level dBm	Aux factor dB	level dBm	Limit level dBm	Over limit dB	Remark
5205.000	-52.94	12.60	-40.34	-13.00	-27.34	Peak
6840.000	-57.93	17.86	-40.07	-13.00	-27.07	Peak
17505.000	-68.79	35.81	-32.98	-13.00	-19.98	Peak

MODE	TX channel 132322	FREQUENCY RANGE	Above 1000MHz
ENVIRONMENTAL CONDITIONS	23deg. C, 70%RH	INPUT POWER	AC 120V/60HZ
TESTED BY	Jace Hu		
ANTENNA POLARITY & TEST DISTANCE: VERTICAL AT 3 M			

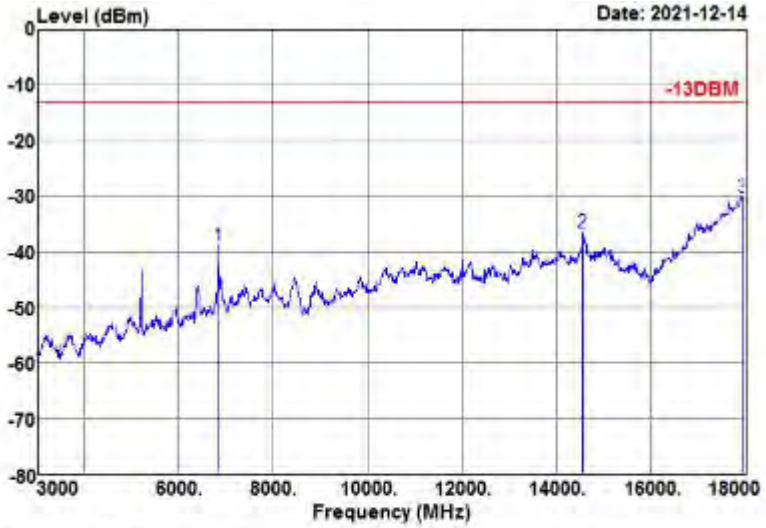

Freq MHz	Reading level dBm	Aux factor dB	level dBm	Limit level dBm	Over limit dB	Remark
6840.000	-57.17	18.20	-38.97	-13.00	-25.97	Peak
14565.000	-64.75	28.24	-36.51	-13.00	-23.51	Peak
17955.000	-70.13	40.04	-30.09	-13.00	-17.09	Peak

Simultaneous transmissions RSE worst case as below:

BELOW 1GHz WORST-CASE DATA

30 MHz – 1GHz data:

LTE Band 7

CHANNEL BANDWIDTH: LTE B7 10MHz / QPSK +BT 2.0 TX_8DPSK_Ch 39:

MODE	TX channel 21100	**FREQUENCY RANGE**	Below 1000MHz
ENVIRONMENTAL CONDITIONS	23deg. C, 70%RH	**INPUT POWER**	AC 120V/60HZ
TESTED BY	Jace Hu		
ANTENNA POLARITY & TEST DISTANCE: HORIZONTAL AT 3 M			

	Freq	Level	Read Level	Limit Line	Over Limit	Factor	Remark	Pol/Phase
	MHz	dBm/m	dBm	dBm/m	dB	dB/m		
1	64.920	-39.20	-46.85	-25.00	-14.20	7.65	Peak	Horizontal
2 PP	153.190	-35.98	-45.99	-25.00	-10.98	10.01	Peak	Horizontal
3	219.150	-40.06	-51.90	-25.00	-15.06	11.84	Peak	Horizontal
4	302.570	-41.92	-55.99	-25.00	-16.92	14.07	Peak	Horizontal
5	383.080	-44.38	-60.79	-25.00	-19.38	16.41	Peak	Horizontal
6	465.530	-46.54	-64.62	-25.00	-21.54	18.08	Peak	Horizontal

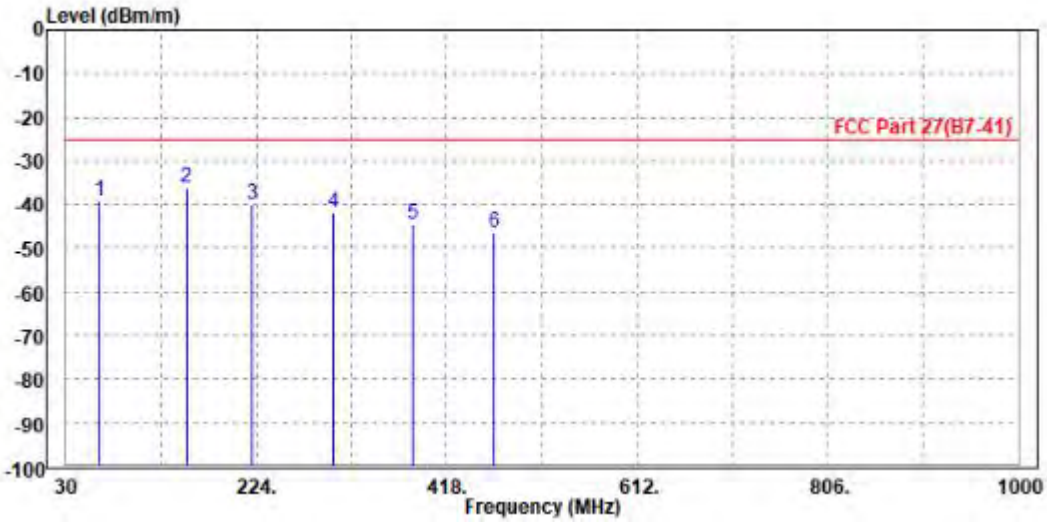

MODE	TX channel 21100	FREQUENCY RANGE	Below 1000MHz
ENVIRONMENTAL CONDITIONS	23deg. C, 70%RH	INPUT POWER	AC 120V/60HZ
TESTED BY	Jace Hu		
ANTENNA POLARITY & TEST DISTANCE: VERTICAL AT 3 M			

		Freq	Level	Read Level	Limit Line	Over Limit	Factor	Remark	Pol/Phase
		MHz	dBm/m	dBm	dBm/m	dB	dB/m		
1	PP	52.310	-35.86	-44.61	-25.00	-10.86	8.75	Peak	Vertical
2		170.650	-40.04	-50.90	-25.00	-15.04	10.86	Peak	Vertical
3		320.030	-43.31	-58.75	-25.00	-18.31	15.44	Peak	Vertical
4		454.860	-44.91	-63.15	-25.00	-19.91	18.24	Peak	Vertical
5		575.140	-44.81	-65.26	-25.00	-19.81	20.45	Peak	Vertical
6		649.830	-43.37	-64.97	-25.00	-18.37	21.60	Peak	Vertical

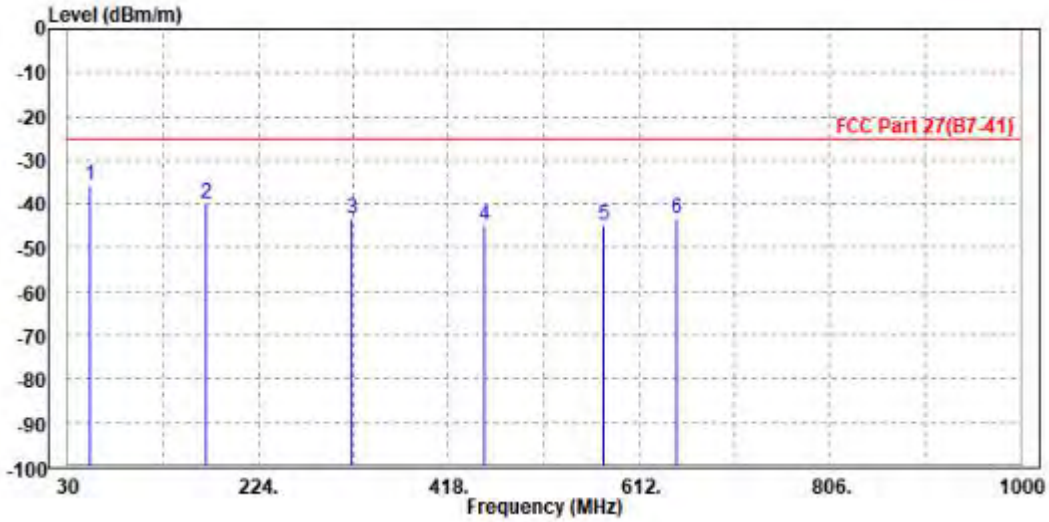

CHANNEL BANDWIDTH: LTE B7 10MHz / QPSK +BT 2.0 TX_8DPSK_Ch 39：

MODE	TX channel 21100	**FREQUENCY RANGE**	Above 1000MHz
ENVIRONMENTAL CONDITIONS	23deg. C, 70%RH	**INPUT POWER**	AC 120V/60HZ
TESTED BY	Jace Hu		
ANTENNA POLARITY & TEST DISTANCE: HORIZONTAL AT 3 M			

	Freq	Level	Read Level	Limit Line	Over Limit	Factor	Remark	Pol/Phase
	MHz	dBm/m	dBm	dBm/m	dB	dB/m		
1	5082.000	-48.59	-57.36	-25.00	-23.59	8.77	Peak	Horizontal
2 PP	7605.000	-48.34	-59.74	-25.00	-23.34	11.40	Peak	Horizontal

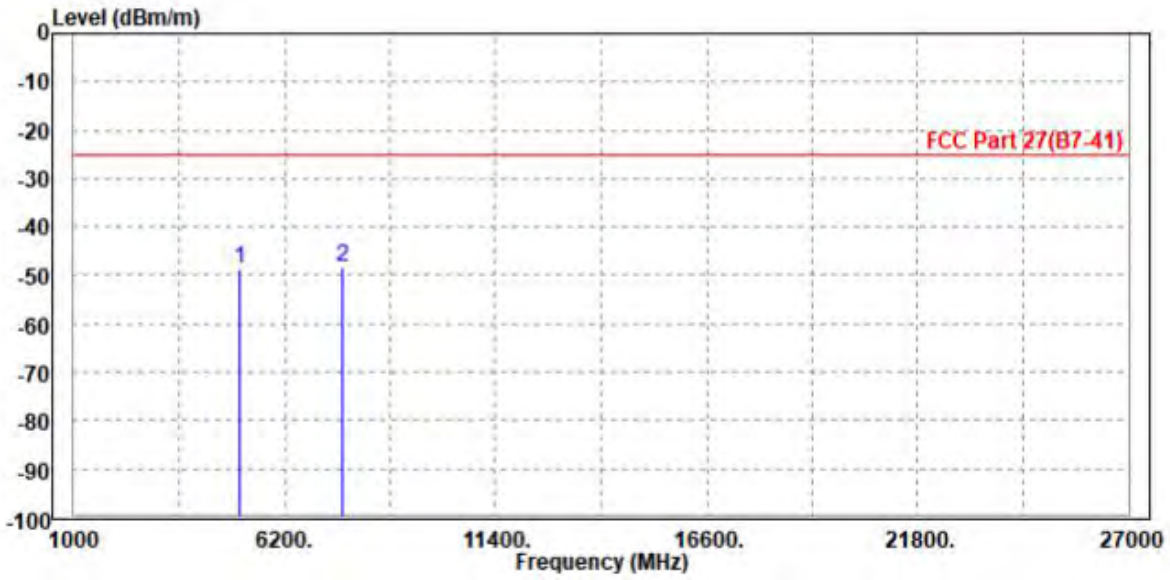

MODE	TX channel 21100	FREQUENCY RANGE	Above 1000MHz
ENVIRONMENTAL CONDITIONS	23deg. C, 70%RH	INPUT POWER	AC 120V/60HZ
TESTED BY	Jace Hu		
ANTENNA POLARITY & TEST DISTANCE: VERTICAL AT 3 M			

	Freq	Level	Read Level	Limit Line	Over Limit	Factor	Remark	Pol/Phase
	MHz	dBm/m	dBm	dBm/m	dB	dB/m		
1 PP	5082.000	-47.67	-57.54	-25.00	-22.67	9.87	Peak	Vertical
2	7605.000	-48.33	-61.11	-25.00	-23.33	12.78	Peak	Vertical

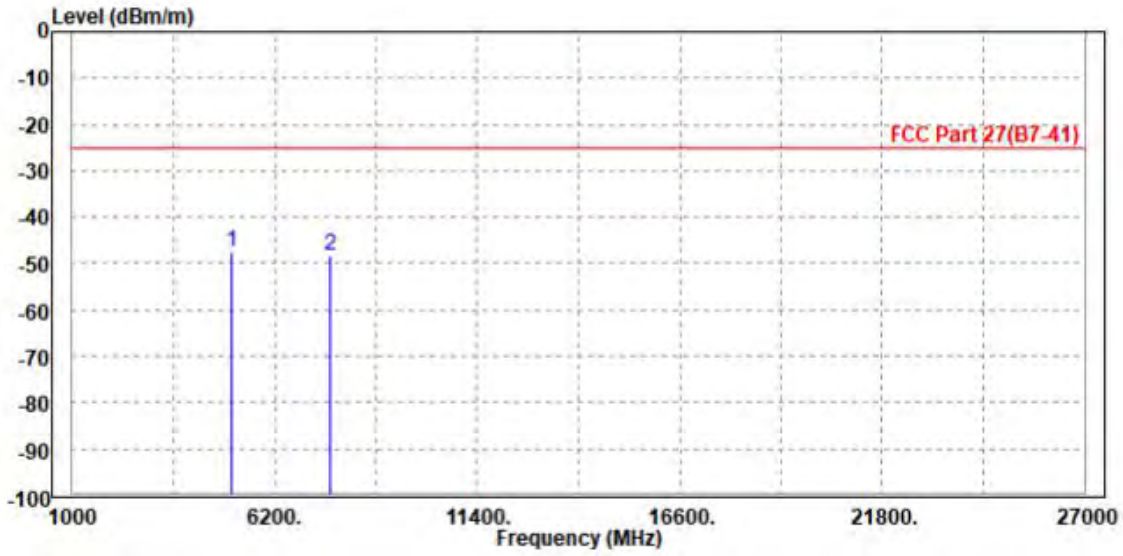

CHANNEL BANDWIDTH: LTE B7 10MHz / QPSK +WIFI 2.4G_11n40_TX_CH9：

MODE	TX channel 21100	**FREQUENCY RANGE**	Above 1000MHz
ENVIRONMENTAL CONDITIONS	23deg. C, 70%RH	**INPUT POWER**	AC 120V/60HZ
TESTED BY	Jace Hu		
ANTENNA POLARITY & TEST DISTANCE: HORIZONTAL AT 3 M			

	Freq	Level	Read Level	Limit Line	Over Limit	Factor	Remark	Pol/Phase
	MHz	dBm/m	dBm	dBm/m	dB	dB/m		
1 PP	5082.000	-48.52	-57.29	-25.00	-23.52	8.77	Peak	Horizontal
2	7605.000	-49.27	-60.67	-25.00	-24.27	11.40	Peak	Horizontal

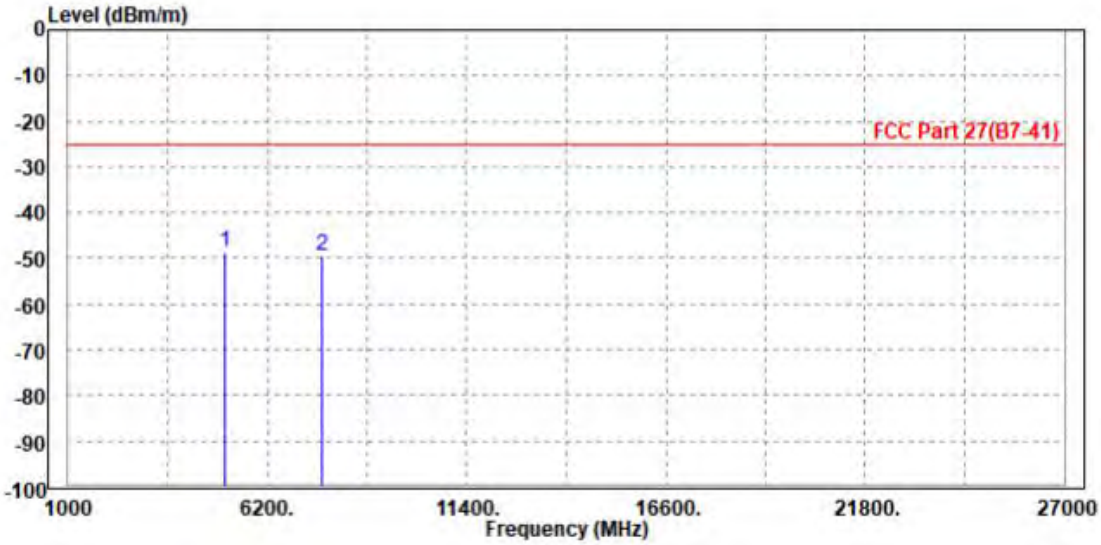

MODE	TX channel 21100	FREQUENCY RANGE	Above 1000MHz
ENVIRONMENTAL CONDITIONS	23deg. C, 70%RH	INPUT POWER	AC 120V/60HZ
TESTED BY	Jace Hu		
ANTENNA POLARITY & TEST DISTANCE: VERTICAL AT 3 M			

		Freq	Level	Read Level	Limit Line	Over Limit	Factor	Remark	Pol/Phase
		MHz	dBm/m	dBm	dBm/m	dB	dB/m		
1	PP	5082.000	-47.92	-57.79	-25.00	-22.92	9.87	Peak	Vertical
2		7605.000	-48.10	-60.88	-25.00	-23.10	12.78	Peak	Vertical

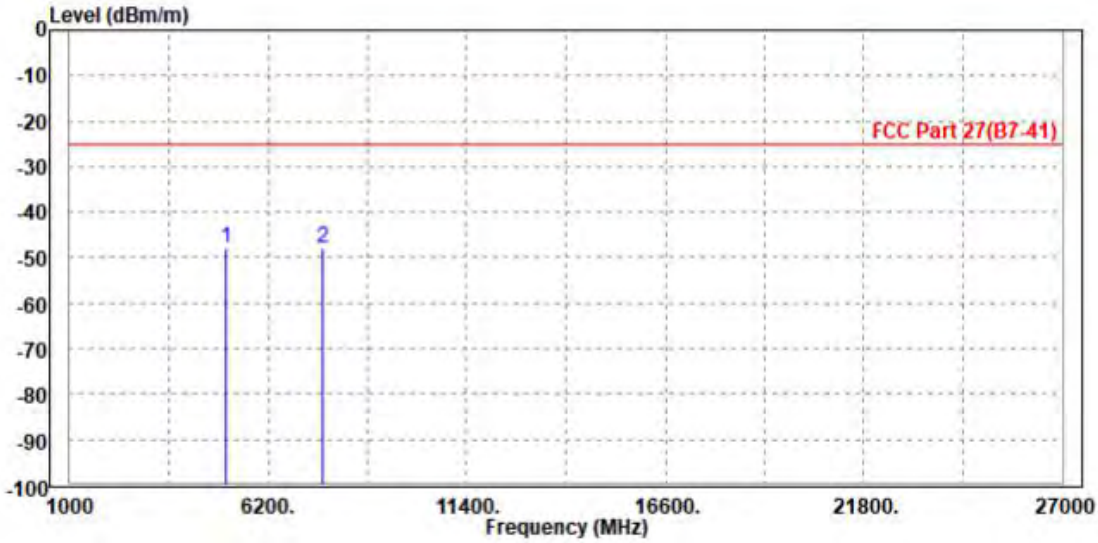

CHANNEL BANDWIDTH LTE: B7 10MHz / QPSK +WIFI 5G_11n40_TX_CH102：

MODE	TX channel 21100	**FREQUENCY RANGE**	Above 1000MHz
ENVIRONMENTAL CONDITIONS	23deg. C, 70%RH	**INPUT POWER**	AC 120V/60HZ
TESTED BY	Jace Hu		
ANTENNA POLARITY & TEST DISTANCE: HORIZONTAL AT 3 M			

	Freq	Level	Read Level	Limit Line	Over Limit	Factor	Remark	Pol/Phase
	MHz	dBm/m	dBm	dBm/m	dB	dB/m		
1 PP	5082.000	-48.40	-57.17	-25.00	-23.40	8.77	Peak	Horizontal
2	7605.000	-49.99	-61.39	-25.00	-24.99	11.40	Peak	Horizontal

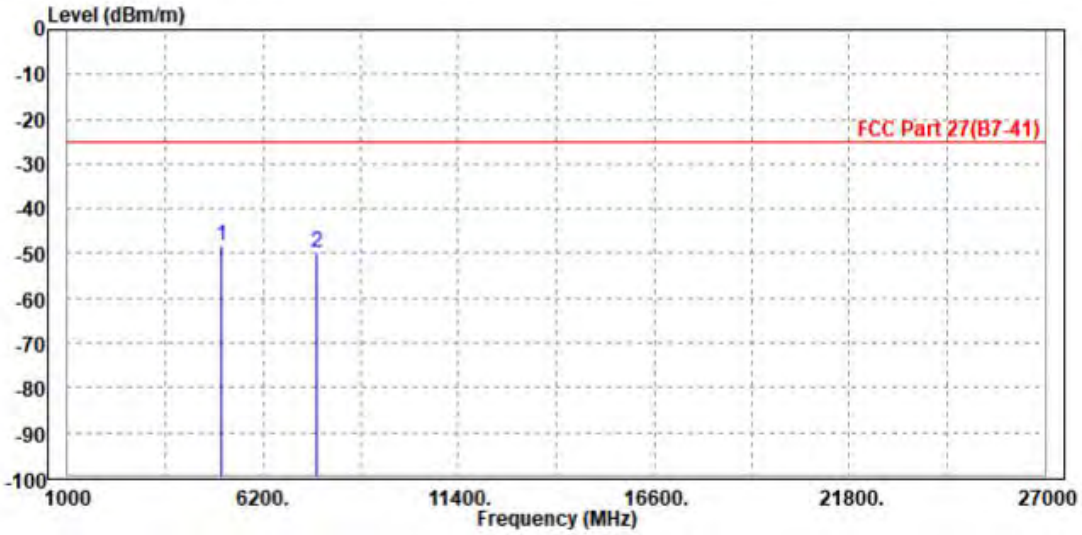

MODE	TX channel 21100	FREQUENCY RANGE	Above 1000MHz
ENVIRONMENTAL CONDITIONS	23deg. C, 70%RH	INPUT POWER	AC 120V/60HZ
TESTED BY	Jace Hu		
ANTENNA POLARITY & TEST DISTANCE: VERTICAL AT 3 M			

	Freq	Level	Read Level	Limit Line	Over Limit	Factor	Remark	Pol/Phase
	MHz	dBm/m	dBm	dBm/m	dB	dB/m		
1 PP	5082.000	-46.27	-56.14	-25.00	-21.27	9.87	Peak	Vertical
2	7605.000	-48.51	-61.29	-25.00	-23.51	12.78	Peak	Vertical

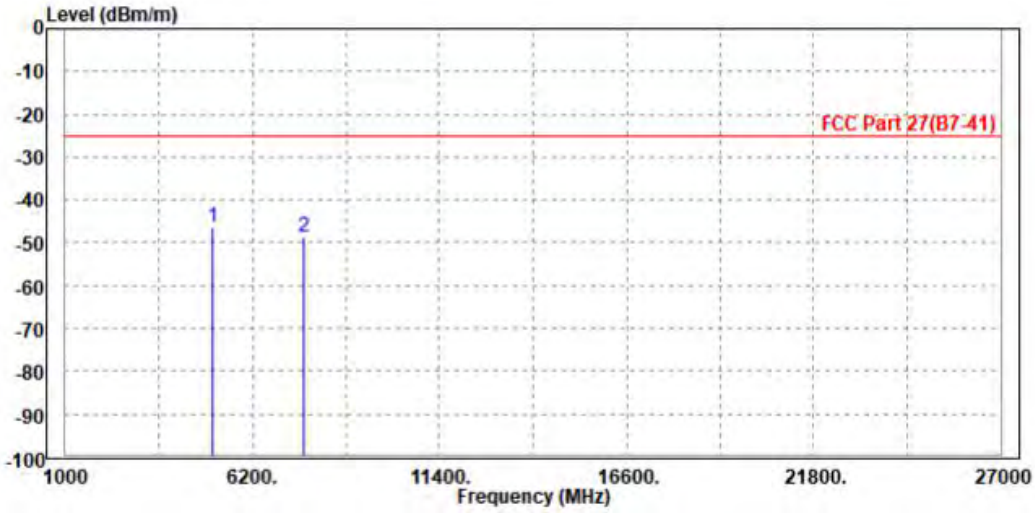

3.7 PEAK TO AVERAGE RATIO

3.7.1 LIMITS OF PEAK TO AVERAGE RATIO MEASUREMENT

In measuring transmissions in this band using an average power technique, the peak to-average ratio (PAR) of the transmission may not exceed 13 dB

3.7.2 TEST SETUP

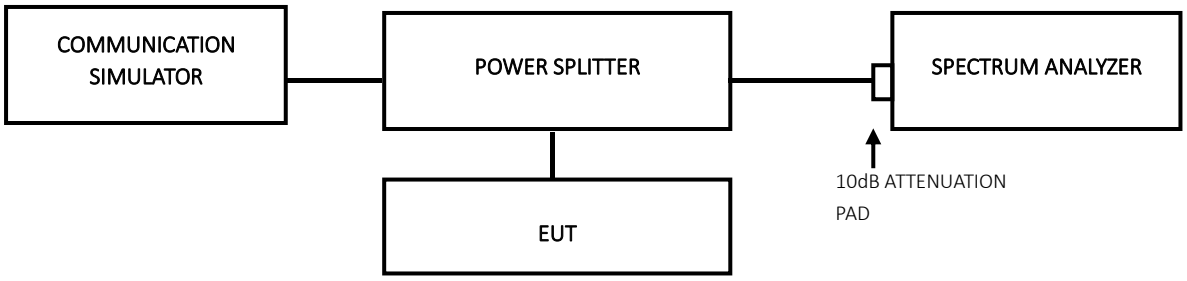

3.7.3 TEST PROCEDURES

1. Set resolution/measurement bandwidth ≥ signal's occupied bandwidth;
2. Set the number of counts to a value that stabilizes the measured CCDF curve;
3. Record the maximum PAPR level associated with a probability of 0.1%.

3.7.4 TEST RESULTS

Please Refer to Appendix Of this test report.

4 INFORMATION ON THE TESTING LABORATORIES

We, BV 7LAYERS COMMUNICATIONS TECHNOLOGY (SHENZHEN) CO. LTD., were founded in 2015 to provide our best service in EMC, Radio, Telecom and Safety consultation. Our laboratories are accredited and approved according to ISO/IEC 17025.

If you have any comments, please feel free to contact us at the following:

Shenzhen EMC/RF Lab:
Tel: +86-755-88696566
Fax: +86-755-88696577

Email: customerservice.sw@cn.bureauveritas.com
Web Site: www.adt.com.tw

The address and road map of all our labs can be found in our web site also.

5 MODIFICATIONS RECORDERS FOR ENGINEERING CHANGES TO THE EUT BY THE LAB

No any modifications are made to the EUT by the lab during the test.

6 Appendix

WCDMA BAND 4

FREQUENCY STABILITY TEST RESULT

Band: 4							
Network	Frequency (MHz)	Temp. (°C)	Voltage (VDC)	Freq. Error (Hz)	Freq. vs. Rated (ppm)		Verdict
					Result	Limit	
RMC	1712.4	20	3.27	-3.59	-0.00	-2.5 to 2.5	Pass
			3.85	-5.60	-0.00	-2.5 to 2.5	Pass
			4.43	5.77	0.00	-2.5 to 2.5	Pass
		-30	3.85	4.27	0.00	-2.5 to 2.5	Pass
		-20	3.85	4.22	0.00	-2.5 to 2.5	Pass
		-10	3.85	3.98	0.00	-2.5 to 2.5	Pass
		0	3.85	4.79	0.00	-2.5 to 2.5	Pass
		10	3.85	0.99	0.00	-2.5 to 2.5	Pass
		30	3.85	1.30	0.00	-2.5 to 2.5	Pass
		40	3.85	1.83	0.00	-2.5 to 2.5	Pass
		50	3.85	-3.77	-0.00	-2.5 to 2.5	Pass
	1732.6	20	3.27	0.44	0.00	-2.5 to 2.5	Pass
			3.85	4.54	0.00	-2.5 to 2.5	Pass
			4.43	4.99	0.00	-2.5 to 2.5	Pass
		-30	3.85	3.38	0.00	-2.5 to 2.5	Pass
		-20	3.85	6.09	0.00	-2.5 to 2.5	Pass
		-10	3.85	2.20	0.00	-2.5 to 2.5	Pass
		0	3.85	0.81	0.00	-2.5 to 2.5	Pass
		10	3.85	-2.27	-0.00	-2.5 to 2.5	Pass
		30	3.85	-0.33	-0.00	-2.5 to 2.5	Pass
		40	3.85	1.66	0.00	-2.5 to 2.5	Pass
		50	3.85	3.05	0.00	-2.5 to 2.5	Pass
	1752.6	20	3.27	7.21	0.00	-2.5 to 2.5	Pass
			3.85	1.21	0.00	-2.5 to 2.5	Pass
			4.43	4.11	0.00	-2.5 to 2.5	Pass
		-30	3.85	1.34	0.00	-2.5 to 2.5	Pass
		-20	3.85	4.50	0.00	-2.5 to 2.5	Pass
		-10	3.85	-1.22	-0.00	-2.5 to 2.5	Pass
		0	3.85	-1.57	-0.00	-2.5 to 2.5	Pass
		10	3.85	-1.41	-0.00	-2.5 to 2.5	Pass
		30	3.85	-5.63	-0.00	-2.5 to 2.5	Pass
		40	3.85	-1.36	-0.00	-2.5 to 2.5	Pass
		50	3.85	0.84	0.00	-2.5 to 2.5	Pass

99% & 26DB BANDWIDTH 99%_OBW TEST RESULT

Band: 4					
ENV	Mode		Frequency (MHz)	99% Occupied Bandwidth (MHz)	Verdict
	Network	Subset		Result	
NTNV	RMC	12.2kbps RMC	1712.4	4.173	Pass
			1732.6	4.163	Pass
			1752.6	4.153	Pass

TEST GRAPH

Band4_RMC_LCH_1712.4MHz_12.2kbps RMC_NTNV

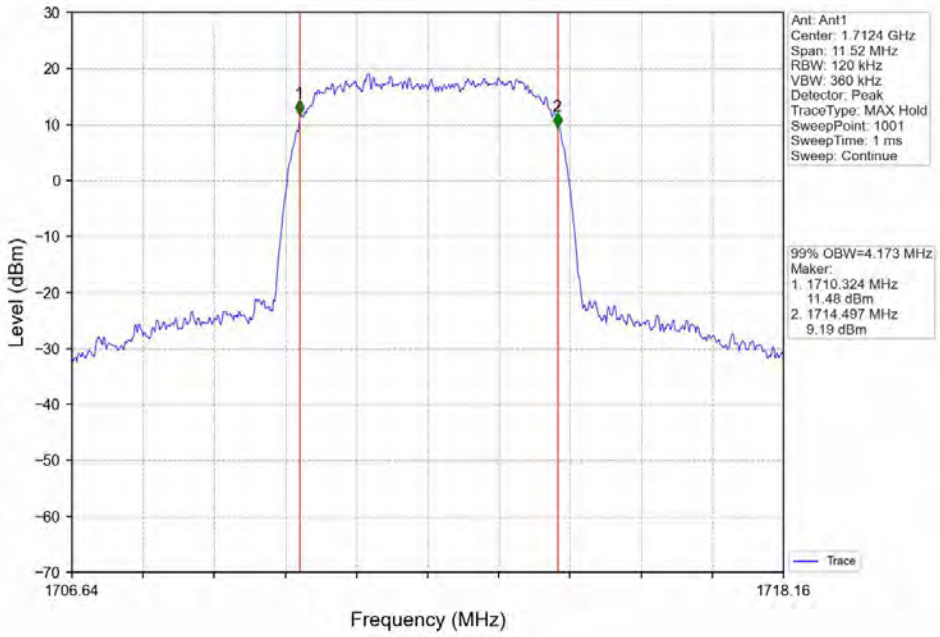

Band4_RMC_MCH_1732.6MHz_12.2kbps RMC_NTNV

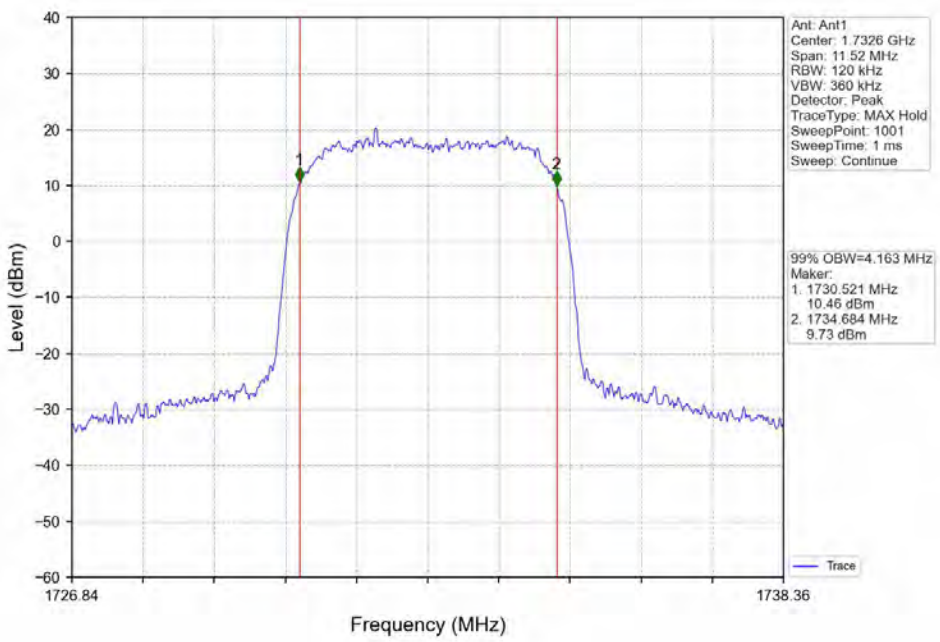

Band4_RMC_HCH_1752.6MHz_12.2kbps RMC_NTNV

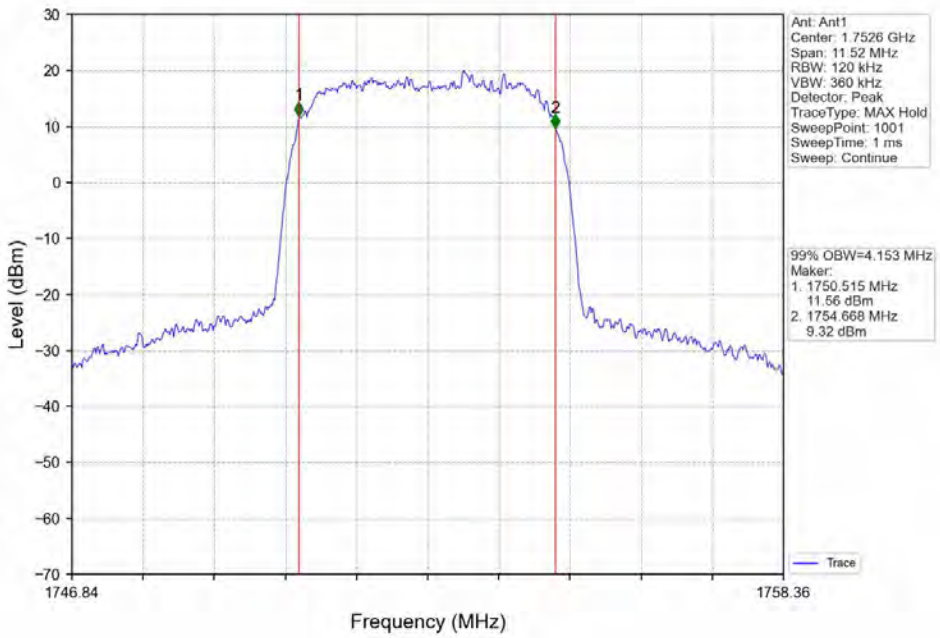

BAND4_XDB TEST RESULT

Band: 4					
ENV	Mode		Frequency (MHz)	26dB Bandwidth (MHz)	Verdict
	Network	Subset		Result	
NTNV	RMC	12.2kbps RMC	1712.4	4.709	Pass
			1732.6	4.688	Pass
			1752.6	4.693	Pass

TEST GRAPH

Band4_RMC_LCH_1712.4MHz_12.2kbps RMC_NTNV

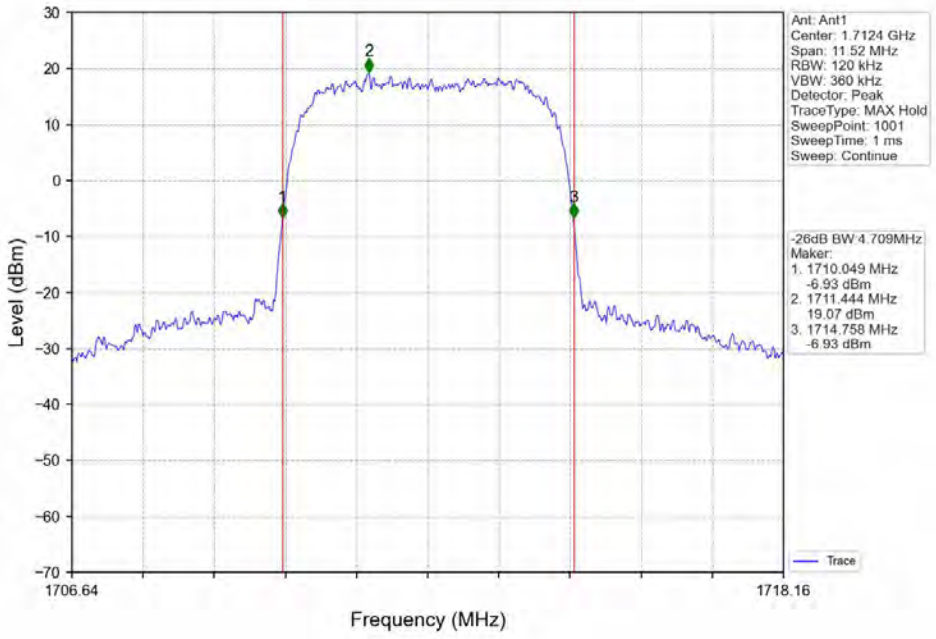

Band4_RMC_MCH_1732.6MHz_12.2kbps RMC_NTNV

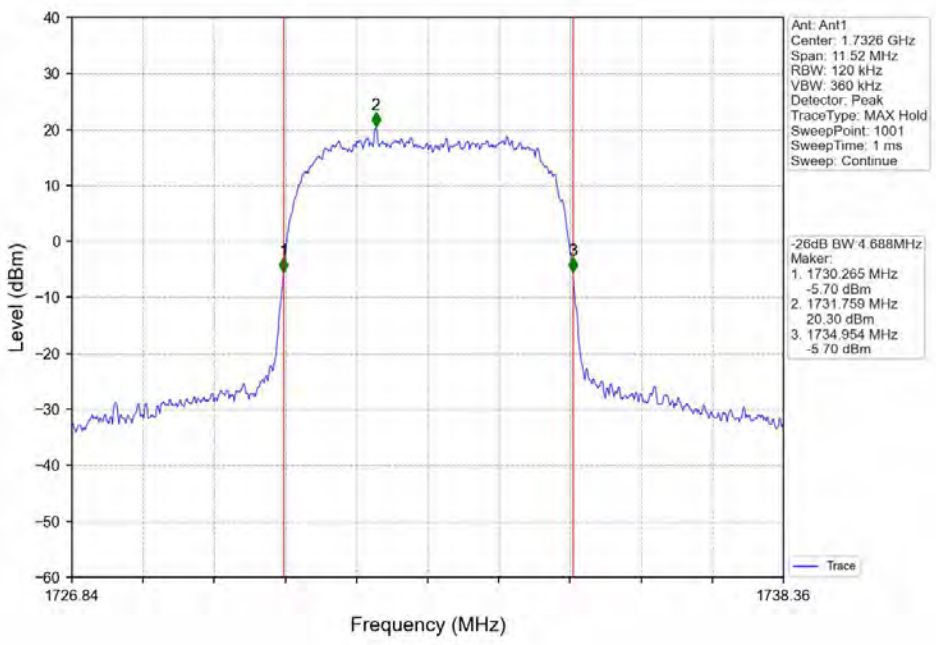

Band4_RMC_HCH_1752.6MHz_12.2kbps RMC_NTNV

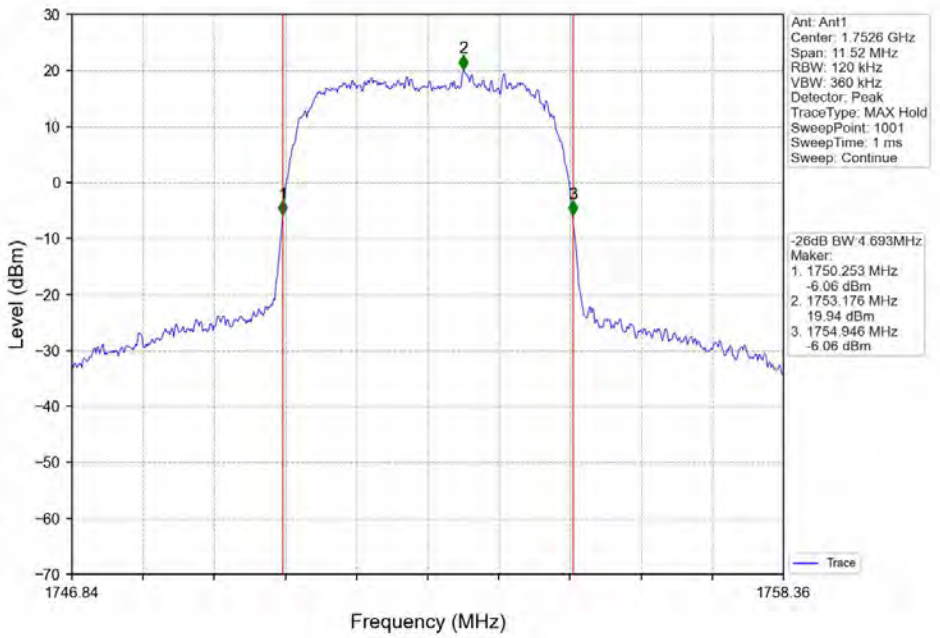

PEAK-AVERAGE RATIO TEST RESULT

Band: 4						
ENV	Mode		Frequency (MHz)	Peak-Average Ratio (dB)		Verdict
	Network	Subset		Result	Limit	
NTNV	RMC	12.2kbps RMC	1712.4	2.64	<=13	Pass
			1732.6	2.83	<=13	Pass
			1752.6	2.76	<=13	Pass

TEST GRAPH

Band4_RMC_LCH_1712.4MHz_12.2kbps RMC_NTNV

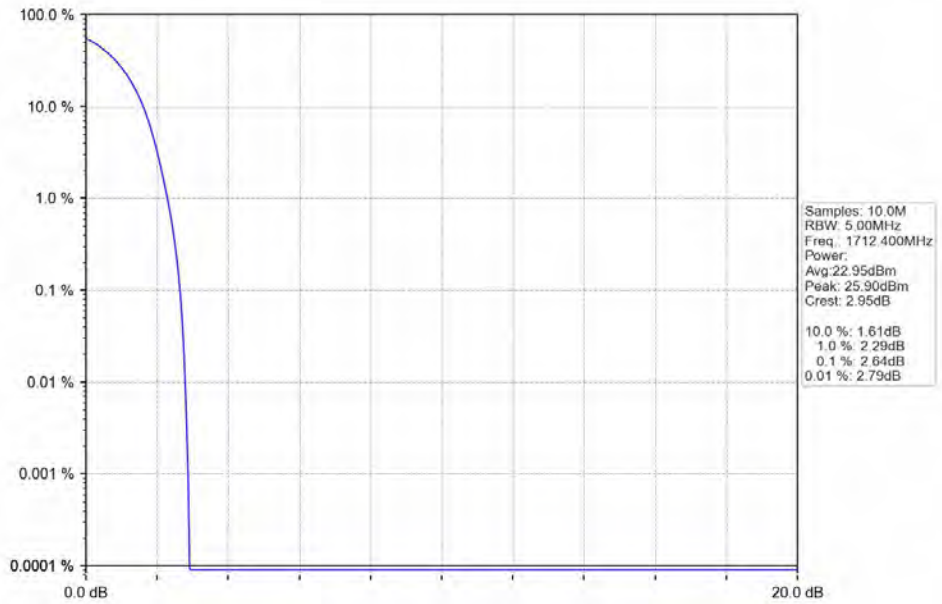

Band4_RMC_MCH_1732.6MHz_12.2kbps RMC_NTNV

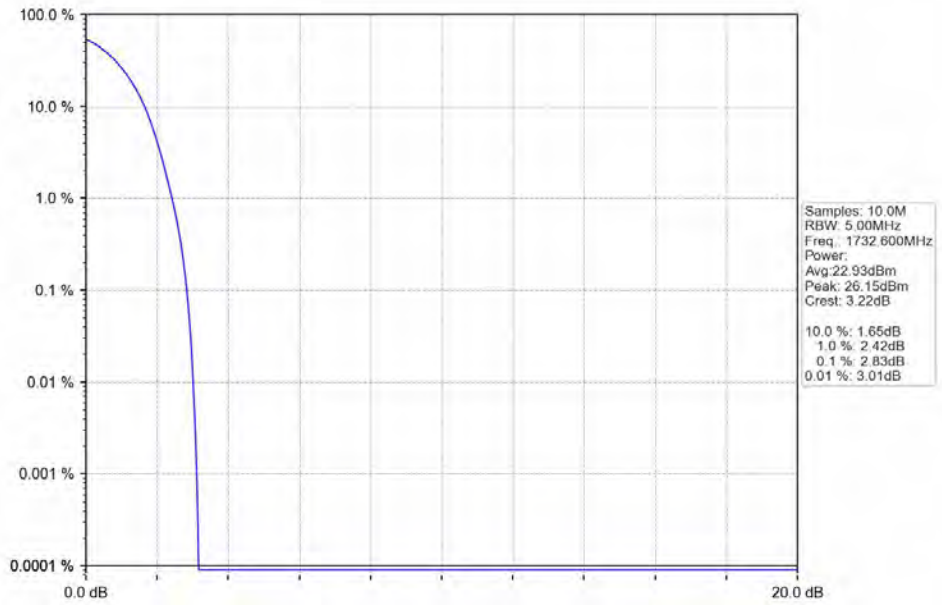

Band4_RMC_HCH_1752.6MHz_12.2kbps RMC_NTNV

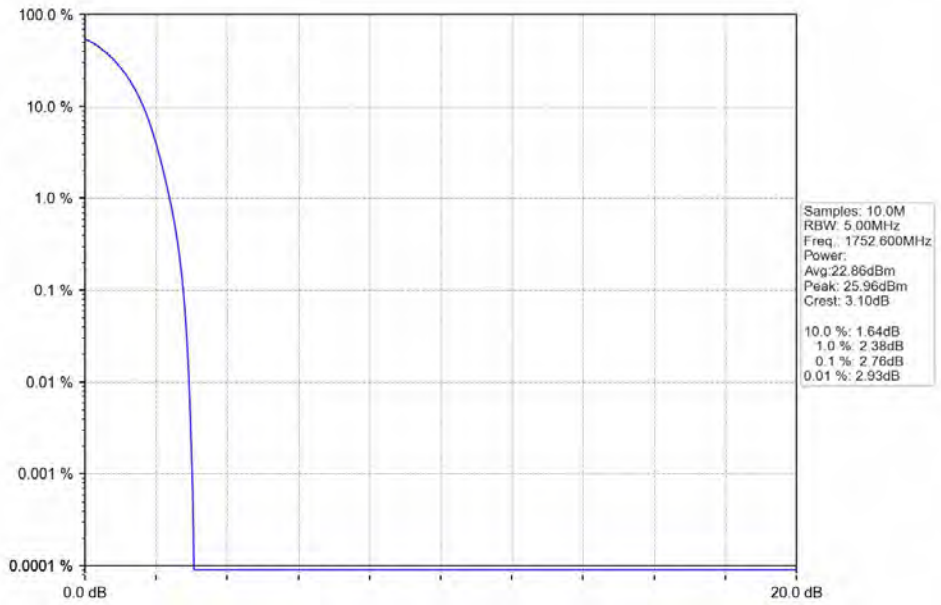

SPURIOUS EMISSION BAND4 TEST RESULT

Band: 4						
ENV	Mode		Frequency (MHz)	Spurious Emission		Verdict
	Network	Subset		Result	Limit	
NTNV	RMC	12.2kbps RMC	1712.4	Refer To Test Graph		Pass
			1732.6	Refer To Test Graph		Pass
			1752.6	Refer To Test Graph		Pass

TEST GRAPH

Band4_RMC_LCH_1712.4MHz_12.2kbps RMC_NTNV

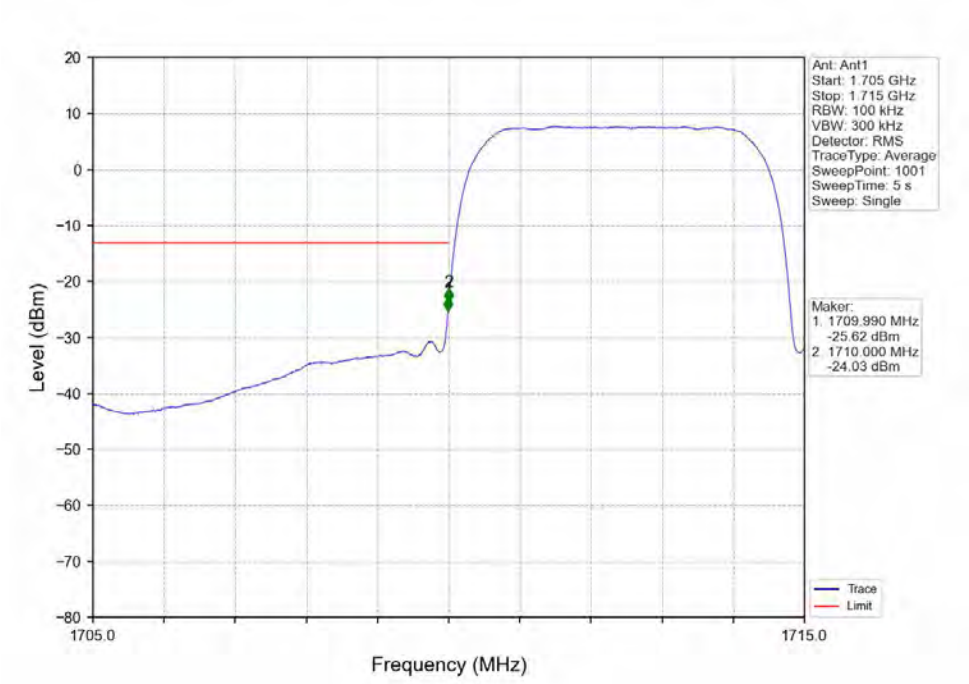

Band4_RMC_LCH_1712.4MHz_12.2kbps RMC_NTNV

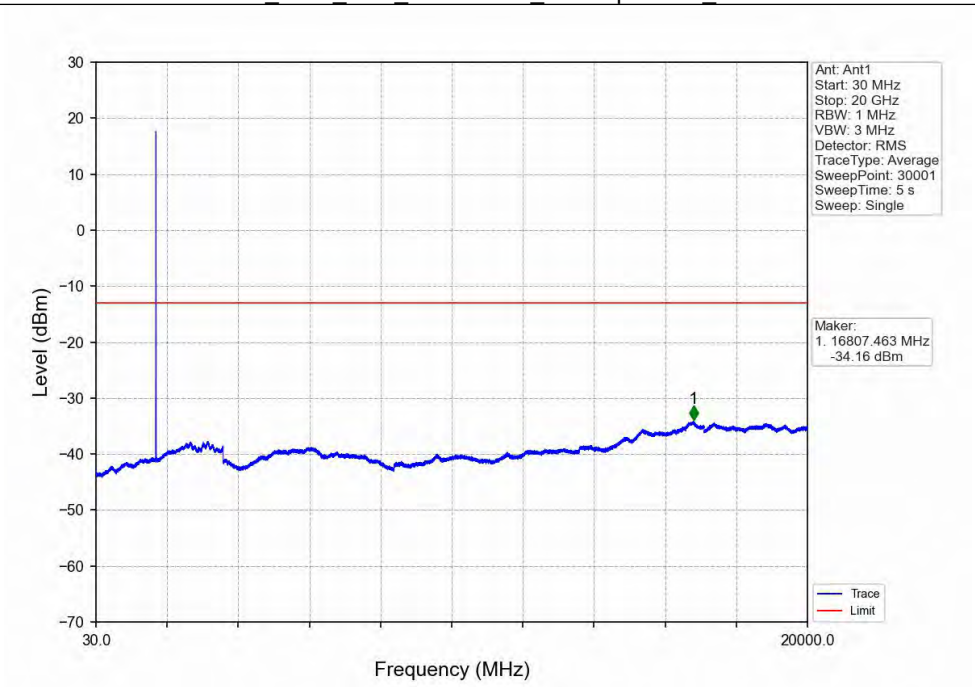

Band4_RMC_MCH_1732.6MHz_12.2kbps RMC_NTNV

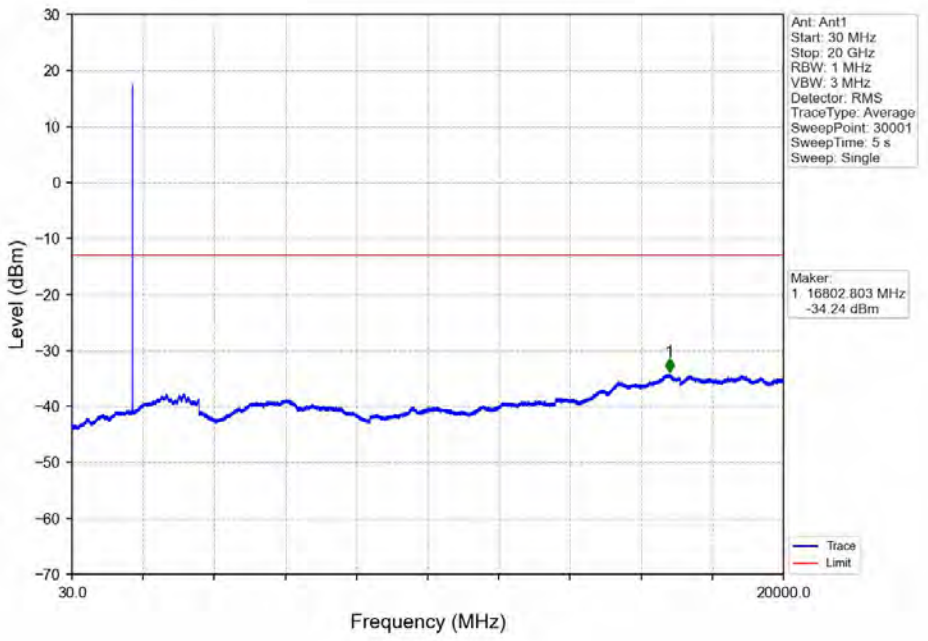

Band4_RMC_HCH_1752.6MHz_12.2kbps RMC_NTNV

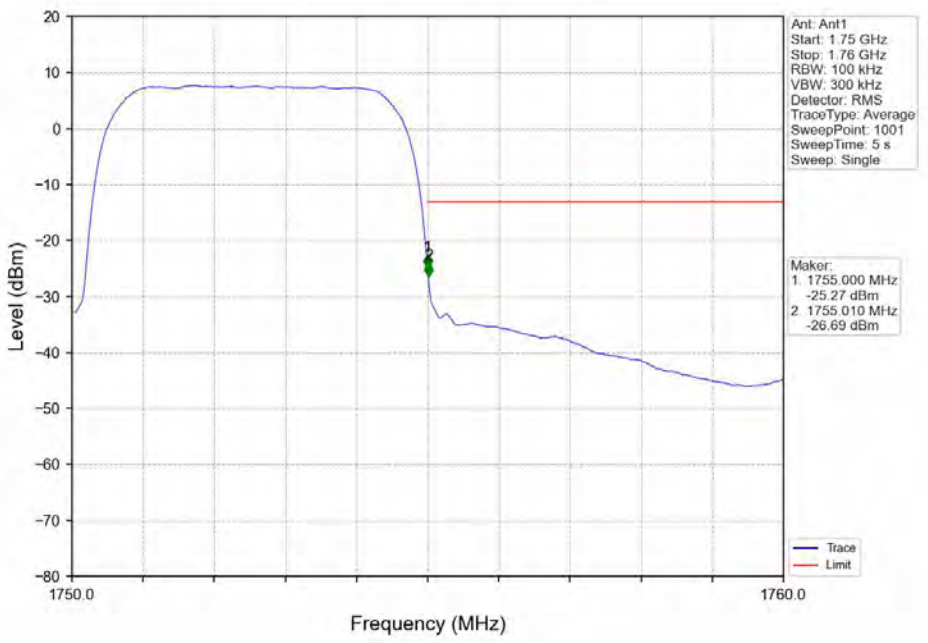

Band4_RMC_HCH_1752.6MHz_12.2kbps RMC_NTNV

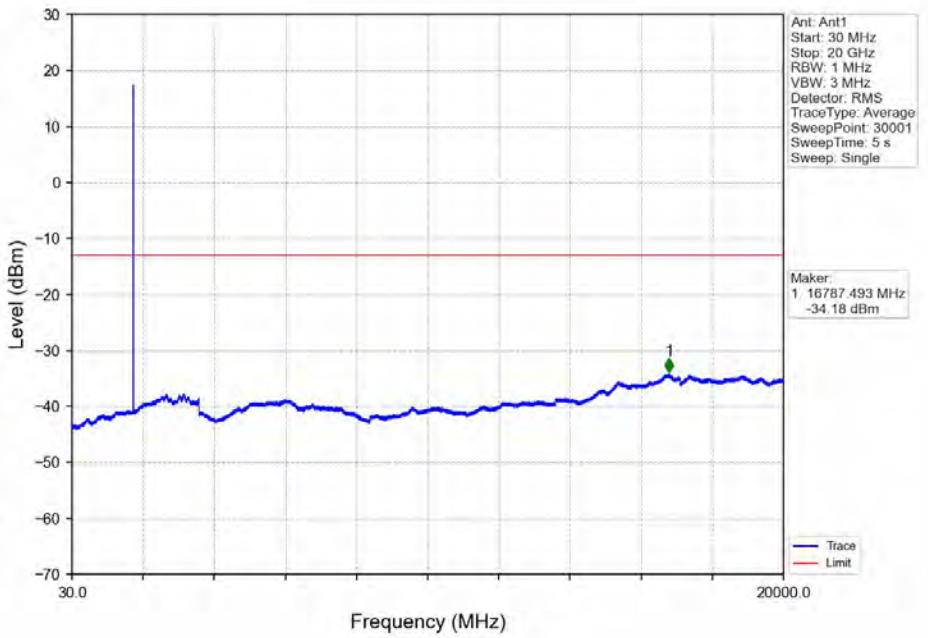

LTE BAND 4

FREQUENCY STABILITY B4_1.4MHZ TEST RESULT

Band: 4 / Bandwidth: 1.4MHz									
Modulation	Frequency (MHz)	RB Allocation		Temp. (°C)	Voltage (VDC)	Freq. Error (Hz)	Freq. vs. Rated (ppm)		Verdict
		Size	Offset				Result	Limit	
QPSK	1710.7	6	0	20	3.27	9.30	0.01	-2.5 to 2.5	Pass
					3.85	2.96	0.00	-2.5 to 2.5	Pass
					4.43	-3.76	-0.00	-2.5 to 2.5	Pass
				-30	3.85	-16.54	-0.01	-2.5 to 2.5	Pass
				-20	3.85	-24.22	-0.01	-2.5 to 2.5	Pass
				-10	3.85	-11.03	-0.01	-2.5 to 2.5	Pass
				0	3.85	-9.57	-0.01	-2.5 to 2.5	Pass
				10	3.85	-25.00	-0.01	-2.5 to 2.5	Pass
				30	3.85	-34.78	-0.02	-2.5 to 2.5	Pass
				40	3.85	-14.12	-0.01	-2.5 to 2.5	Pass
				50	3.85	-29.34	-0.02	-2.5 to 2.5	Pass
	1732.5	6	0	20	3.27	-18.45	-0.01	-2.5 to 2.5	Pass
					3.85	-11.07	-0.01	-2.5 to 2.5	Pass
					4.43	-16.91	-0.01	-2.5 to 2.5	Pass
				-30	3.85	-17.47	-0.01	-2.5 to 2.5	Pass
				-20	3.85	-24.86	-0.01	-2.5 to 2.5	Pass
				-10	3.85	-3.35	-0.00	-2.5 to 2.5	Pass
				0	3.85	-33.09	-0.02	-2.5 to 2.5	Pass
				10	3.85	-21.29	-0.01	-2.5 to 2.5	Pass
				30	3.85	-37.95	-0.02	-2.5 to 2.5	Pass
				40	3.85	-28.87	-0.02	-2.5 to 2.5	Pass
				50	3.85	-29.98	-0.02	-2.5 to 2.5	Pass
	1754.3	6	0	20	3.27	-35.10	-0.02	-2.5 to 2.5	Pass
					3.85	-30.47	-0.02	-2.5 to 2.5	Pass
					4.43	-15.32	-0.01	-2.5 to 2.5	Pass
				-30	3.85	-16.18	-0.01	-2.5 to 2.5	Pass
				-20	3.85	-8.97	-0.01	-2.5 to 2.5	Pass
				-10	3.85	-16.09	-0.01	-2.5 to 2.5	Pass
				0	3.85	-26.48	-0.02	-2.5 to 2.5	Pass
				10	3.85	-12.96	-0.01	-2.5 to 2.5	Pass
				30	3.85	-18.73	-0.01	-2.5 to 2.5	Pass
				40	3.85	-16.16	-0.01	-2.5 to 2.5	Pass
				50	3.85	-12.12	-0.01	-2.5 to 2.5	Pass
16QAM	1710.7	6	0	20	3.27	-2.93	-0.00	-2.5 to 2.5	Pass
					3.85	-17.85	-0.01	-2.5 to 2.5	Pass
					4.43	-21.97	-0.01	-2.5 to 2.5	Pass
				-30	3.85	-20.54	-0.01	-2.5 to 2.5	Pass
				-20	3.85	-21.66	-0.01	-2.5 to 2.5	Pass
				-10	3.85	-30.08	-0.02	-2.5 to 2.5	Pass
				0	3.85	-33.50	-0.02	-2.5 to 2.5	Pass
				10	3.85	12.37	0.01	-2.5 to 2.5	Pass
				30	3.85	10.83	0.01	-2.5 to 2.5	Pass
				40	3.85	7.90	0.00	-2.5 to 2.5	Pass
				50	3.85	6.38	0.00	-2.5 to 2.5	Pass
	1732.5	6	0	20	3.27	-27.04	-0.02	-2.5 to 2.5	Pass
					3.85	-25.69	-0.01	-2.5 to 2.5	Pass
					4.43	-22.92	-0.01	-2.5 to 2.5	Pass
				-30	3.85	-31.74	-0.02	-2.5 to 2.5	Pass
				-20	3.85	-20.03	-0.01	-2.5 to 2.5	Pass

				-10	3.85	-16.02	-0.01	-2.5 to 2.5	Pass
				0	3.85	-33.62	-0.02	-2.5 to 2.5	Pass
				10	3.85	-14.59	-0.01	-2.5 to 2.5	Pass
				30	3.85	-38.32	-0.02	-2.5 to 2.5	Pass
				40	3.85	-12.32	-0.01	-2.5 to 2.5	Pass
				50	3.85	-33.03	-0.02	-2.5 to 2.5	Pass
	1754.3	6	0	20	3.27	-21.52	-0.01	-2.5 to 2.5	Pass
					3.85	-22.89	-0.01	-2.5 to 2.5	Pass
					4.43	-5.01	-0.00	-2.5 to 2.5	Pass
				-30	3.85	-31.79	-0.02	-2.5 to 2.5	Pass
				-20	3.85	-21.76	-0.01	-2.5 to 2.5	Pass
				-10	3.85	-31.30	-0.02	-2.5 to 2.5	Pass
				0	3.85	-28.18	-0.02	-2.5 to 2.5	Pass
				10	3.85	-13.19	-0.01	-2.5 to 2.5	Pass
				30	3.85	-34.75	-0.02	-2.5 to 2.5	Pass
				40	3.85	-8.65	-0.00	-2.5 to 2.5	Pass
				50	3.85	-10.20	-0.01	-2.5 to 2.5	Pass
64QAM	1710.7	6	0	20	3.27	4.72	0.00	-2.5 to 2.5	Pass
					3.85	4.55	0.00	-2.5 to 2.5	Pass
					4.43	6.70	0.00	-2.5 to 2.5	Pass
				-30	3.85	-1.16	-0.00	-2.5 to 2.5	Pass
				-20	3.85	-5.38	-0.00	-2.5 to 2.5	Pass
				-10	3.85	-4.92	-0.00	-2.5 to 2.5	Pass
				0	3.85	-4.25	-0.00	-2.5 to 2.5	Pass
				10	3.85	-7.52	-0.00	-2.5 to 2.5	Pass
				30	3.85	-6.65	-0.00	-2.5 to 2.5	Pass
				40	3.85	-6.72	-0.00	-2.5 to 2.5	Pass
				50	3.85	-7.80	-0.00	-2.5 to 2.5	Pass
	1732.5	6	0	20	3.27	-4.45	-0.00	-2.5 to 2.5	Pass
					3.85	-14.92	-0.01	-2.5 to 2.5	Pass
					4.43	-13.06	-0.01	-2.5 to 2.5	Pass
				-30	3.85	-21.76	-0.01	-2.5 to 2.5	Pass
				-20	3.85	-31.24	-0.02	-2.5 to 2.5	Pass
				-10	3.85	-35.83	-0.02	-2.5 to 2.5	Pass
				0	3.85	-29.94	-0.02	-2.5 to 2.5	Pass
				10	3.85	-16.81	-0.01	-2.5 to 2.5	Pass
				30	3.85	-17.20	-0.01	-2.5 to 2.5	Pass
				40	3.85	-19.66	-0.01	-2.5 to 2.5	Pass
				50	3.85	-21.91	-0.01	-2.5 to 2.5	Pass
	1754.3	6	0	20	3.27	-6.32	-0.00	-2.5 to 2.5	Pass
					3.85	-17.75	-0.01	-2.5 to 2.5	Pass
					4.43	-26.22	-0.01	-2.5 to 2.5	Pass
				-30	3.85	-4.75	-0.00	-2.5 to 2.5	Pass
				-20	3.85	-30.20	-0.02	-2.5 to 2.5	Pass
				-10	3.85	-18.10	-0.01	-2.5 to 2.5	Pass
				0	3.85	-13.58	-0.01	-2.5 to 2.5	Pass
				10	3.85	-15.89	-0.01	-2.5 to 2.5	Pass
				30	3.85	-24.45	-0.01	-2.5 to 2.5	Pass
				40	3.85	-28.95	-0.02	-2.5 to 2.5	Pass
				50	3.85	-27.67	-0.02	-2.5 to 2.5	Pass

B4_3MHZ TEST RESULT

Band: 4 / Bandwidth: 3MHz									
Modulation	Frequency (MHz)	RB Allocation		Temp. (°C)	Voltage (VDC)	Freq. Error (Hz)	Freq. vs. Rated (ppm)		Verdict
		Size	Offset				Result	Limit	
QPSK	1711.5	15	0	20	3.27	16.99	0.01	-2.5 to 2.5	Pass
					3.85	9.04	0.01	-2.5 to 2.5	Pass
					4.43	-10.90	-0.01	-2.5 to 2.5	Pass
				-30	3.85	-31.43	-0.02	-2.5 to 2.5	Pass
				-20	3.85	-23.36	-0.01	-2.5 to 2.5	Pass
				-10	3.85	-17.30	-0.01	-2.5 to 2.5	Pass
				0	3.85	-17.91	-0.01	-2.5 to 2.5	Pass
				10	3.85	-26.66	-0.02	-2.5 to 2.5	Pass
				30	3.85	-19.57	-0.01	-2.5 to 2.5	Pass
				40	3.85	-45.33	-0.03	-2.5 to 2.5	Pass
				50	3.85	-14.18	-0.01	-2.5 to 2.5	Pass
	1732.5	15	0	20	3.27	39.40	0.02	-2.5 to 2.5	Pass
					3.85	28.27	0.02	-2.5 to 2.5	Pass
					4.43	0.43	0.00	-2.5 to 2.5	Pass
				-30	3.85	5.11	0.00	-2.5 to 2.5	Pass
				-20	3.85	18.97	0.01	-2.5 to 2.5	Pass
				-10	3.85	24.42	0.01	-2.5 to 2.5	Pass
				0	3.85	37.11	0.02	-2.5 to 2.5	Pass
				10	3.85	-9.14	-0.01	-2.5 to 2.5	Pass
				30	3.85	-1.14	-0.00	-2.5 to 2.5	Pass
				40	3.85	7.92	0.00	-2.5 to 2.5	Pass
				50	3.85	13.73	0.01	-2.5 to 2.5	Pass
	1753.5	15	0	20	3.27	-2.90	-0.00	-2.5 to 2.5	Pass
					3.85	-7.98	-0.00	-2.5 to 2.5	Pass
					4.43	-8.70	-0.01	-2.5 to 2.5	Pass
				-30	3.85	-14.59	-0.01	-2.5 to 2.5	Pass
				-20	3.85	-11.26	-0.01	-2.5 to 2.5	Pass
				-10	3.85	-3.66	-0.00	-2.5 to 2.5	Pass
				0	3.85	-10.33	-0.01	-2.5 to 2.5	Pass
				10	3.85	-13.16	-0.01	-2.5 to 2.5	Pass
				30	3.85	-12.20	-0.01	-2.5 to 2.5	Pass
				40	3.85	-14.96	-0.01	-2.5 to 2.5	Pass
				50	3.85	-11.50	-0.01	-2.5 to 2.5	Pass
16QAM	1711.5	15	0	20	3.27	-42.37	-0.02	-2.5 to 2.5	Pass
					3.85	1.07	0.00	-2.5 to 2.5	Pass
					4.43	-22.87	-0.01	-2.5 to 2.5	Pass
				-30	3.85	-4.43	-0.00	-2.5 to 2.5	Pass
				-20	3.85	-34.52	-0.02	-2.5 to 2.5	Pass
				-10	3.85	-28.27	-0.02	-2.5 to 2.5	Pass
				0	3.85	-9.47	-0.01	-2.5 to 2.5	Pass
				10	3.85	-22.89	-0.01	-2.5 to 2.5	Pass
				30	3.85	-12.46	-0.01	-2.5 to 2.5	Pass
				40	3.85	-38.05	-0.02	-2.5 to 2.5	Pass
				50	3.85	-18.15	-0.01	-2.5 to 2.5	Pass
	1732.5	15	0	20	3.27	24.59	0.01	-2.5 to 2.5	Pass
					3.85	33.36	0.02	-2.5 to 2.5	Pass
					4.43	1.30	0.00	-2.5 to 2.5	Pass
				-30	3.85	1.17	0.00	-2.5 to 2.5	Pass
				-20	3.85	6.71	0.00	-2.5 to 2.5	Pass
				-10	3.85	15.18	0.01	-2.5 to 2.5	Pass

				0	3.85	14.88	0.01	-2.5 to 2.5	Pass
				10	3.85	23.95	0.01	-2.5 to 2.5	Pass
				30	3.85	29.01	0.02	-2.5 to 2.5	Pass
				40	3.85	30.54	0.02	-2.5 to 2.5	Pass
				50	3.85	40.03	0.02	-2.5 to 2.5	Pass
	1753.5	15	0	20	3.27	-18.94	-0.01	-2.5 to 2.5	Pass
					3.85	-14.94	-0.01	-2.5 to 2.5	Pass
					4.43	-12.72	-0.01	-2.5 to 2.5	Pass
				-30	3.85	-7.14	-0.00	-2.5 to 2.5	Pass
				-20	3.85	-9.01	-0.01	-2.5 to 2.5	Pass
				-10	3.85	-2.95	-0.00	-2.5 to 2.5	Pass
				0	3.85	-3.82	-0.00	-2.5 to 2.5	Pass
				10	3.85	2.25	0.00	-2.5 to 2.5	Pass
				30	3.85	0.26	0.00	-2.5 to 2.5	Pass
				40	3.85	-0.76	-0.00	-2.5 to 2.5	Pass
				50	3.85	3.73	0.00	-2.5 to 2.5	Pass
64QAM	1711.5	15	0	20	3.27	-1.66	-0.00	-2.5 to 2.5	Pass
					3.85	-15.49	-0.01	-2.5 to 2.5	Pass
					4.43	-16.58	-0.01	-2.5 to 2.5	Pass
				-30	3.85	-16.11	-0.01	-2.5 to 2.5	Pass
				-20	3.85	-11.12	-0.01	-2.5 to 2.5	Pass
				-10	3.85	-0.59	-0.00	-2.5 to 2.5	Pass
				0	3.85	0.90	0.00	-2.5 to 2.5	Pass
				10	3.85	8.74	0.01	-2.5 to 2.5	Pass
				30	3.85	12.40	0.01	-2.5 to 2.5	Pass
				40	3.85	17.18	0.01	-2.5 to 2.5	Pass
				50	3.85	18.41	0.01	-2.5 to 2.5	Pass
	1732.5	15	0	20	3.27	17.39	0.01	-2.5 to 2.5	Pass
					3.85	9.51	0.01	-2.5 to 2.5	Pass
					4.43	18.34	0.01	-2.5 to 2.5	Pass
				-30	3.85	20.17	0.01	-2.5 to 2.5	Pass
				-20	3.85	26.42	0.02	-2.5 to 2.5	Pass
				-10	3.85	29.38	0.02	-2.5 to 2.5	Pass
				0	3.85	38.55	0.02	-2.5 to 2.5	Pass
				10	3.85	42.73	0.02	-2.5 to 2.5	Pass
				30	3.85	10.99	0.01	-2.5 to 2.5	Pass
				40	3.85	14.39	0.01	-2.5 to 2.5	Pass
				50	3.85	23.17	0.01	-2.5 to 2.5	Pass
	1753.5	15	0	20	3.27	7.32	0.00	-2.5 to 2.5	Pass
					3.85	11.49	0.01	-2.5 to 2.5	Pass
					4.43	19.28	0.01	-2.5 to 2.5	Pass
				-30	3.85	22.07	0.01	-2.5 to 2.5	Pass
				-20	3.85	27.54	0.02	-2.5 to 2.5	Pass
				-10	3.85	29.51	0.02	-2.5 to 2.5	Pass
				0	3.85	34.98	0.02	-2.5 to 2.5	Pass
				10	3.85	26.65	0.02	-2.5 to 2.5	Pass
				30	3.85	32.90	0.02	-2.5 to 2.5	Pass
				40	3.85	40.84	0.02	-2.5 to 2.5	Pass
				50	3.85	39.97	0.02	-2.5 to 2.5	Pass

B4_5MHZ TEST RESULT

Band: 4 / Bandwidth: 5MHz									
Modulation	Frequency (MHz)	RB Allocation		Temp. (°C)	Voltage (VDC)	Freq. Error (Hz)	Freq. vs. Rated (ppm)		Verdict
		Size	Offset				Result	Limit	
QPSK	1712.5	25	0	20	3.27	0.74	0.00	-2.5 to 2.5	Pass
					3.85	3.46	0.00	-2.5 to 2.5	Pass
					4.43	7.98	0.00	-2.5 to 2.5	Pass
				-30	3.85	9.18	0.01	-2.5 to 2.5	Pass
				-20	3.85	2.17	0.00	-2.5 to 2.5	Pass
				-10	3.85	0.16	0.00	-2.5 to 2.5	Pass
				0	3.85	-7.50	-0.00	-2.5 to 2.5	Pass
				10	3.85	-17.35	-0.01	-2.5 to 2.5	Pass
				30	3.85	-25.75	-0.01	-2.5 to 2.5	Pass
				40	3.85	-29.20	-0.02	-2.5 to 2.5	Pass
				50	3.85	-44.43	-0.03	-2.5 to 2.5	Pass
	1732.5	25	0	20	3.27	-8.65	-0.01	-2.5 to 2.5	Pass
					3.85	-7.31	-0.00	-2.5 to 2.5	Pass
					4.43	-6.62	-0.00	-2.5 to 2.5	Pass
				-30	3.85	-9.38	-0.01	-2.5 to 2.5	Pass
				-20	3.85	-8.10	-0.00	-2.5 to 2.5	Pass
				-10	3.85	-16.71	-0.01	-2.5 to 2.5	Pass
				0	3.85	-20.76	-0.01	-2.5 to 2.5	Pass
				10	3.85	-26.66	-0.02	-2.5 to 2.5	Pass
				30	3.85	-33.43	-0.02	-2.5 to 2.5	Pass
				40	3.85	-43.16	-0.02	-2.5 to 2.5	Pass
				50	3.85	-40.35	-0.02	-2.5 to 2.5	Pass
	1752.5	25	0	20	3.27	8.93	0.01	-2.5 to 2.5	Pass
					3.85	2.55	0.00	-2.5 to 2.5	Pass
					4.43	2.29	0.00	-2.5 to 2.5	Pass
				-30	3.85	0.03	0.00	-2.5 to 2.5	Pass
				-20	3.85	-1.83	-0.00	-2.5 to 2.5	Pass
				-10	3.85	-7.97	-0.00	-2.5 to 2.5	Pass
				0	3.85	-24.39	-0.01	-2.5 to 2.5	Pass
				10	3.85	-32.43	-0.02	-2.5 to 2.5	Pass
				30	3.85	-20.10	-0.01	-2.5 to 2.5	Pass
				40	3.85	-10.91	-0.01	-2.5 to 2.5	Pass
				50	3.85	-16.08	-0.01	-2.5 to 2.5	Pass
16QAM	1712.5	25	0	20	3.27	-9.44	-0.01	-2.5 to 2.5	Pass
					3.85	-1.42	-0.00	-2.5 to 2.5	Pass
					4.43	-5.99	-0.00	-2.5 to 2.5	Pass
				-30	3.85	-10.16	-0.01	-2.5 to 2.5	Pass
				-20	3.85	-12.29	-0.01	-2.5 to 2.5	Pass
				-10	3.85	-7.95	-0.00	-2.5 to 2.5	Pass
				0	3.85	-9.14	-0.01	-2.5 to 2.5	Pass
				10	3.85	-7.11	-0.00	-2.5 to 2.5	Pass
				30	3.85	-2.72	-0.00	-2.5 to 2.5	Pass
				40	3.85	2.25	0.00	-2.5 to 2.5	Pass
				50	3.85	3.72	0.00	-2.5 to 2.5	Pass
	1732.5	25	0	20	3.27	3.33	0.00	-2.5 to 2.5	Pass
					3.85	3.38	0.00	-2.5 to 2.5	Pass
					4.43	5.16	0.00	-2.5 to 2.5	Pass
				-30	3.85	3.15	0.00	-2.5 to 2.5	Pass
				-20	3.85	2.06	0.00	-2.5 to 2.5	Pass
				-10	3.85	1.69	0.00	-2.5 to 2.5	Pass

				0	3.85	-2.39	-0.00	-2.5 to 2.5	Pass
				10	3.85	-1.65	-0.00	-2.5 to 2.5	Pass
				30	3.85	6.34	0.00	-2.5 to 2.5	Pass
				40	3.85	8.88	0.01	-2.5 to 2.5	Pass
				50	3.85	6.64	0.00	-2.5 to 2.5	Pass
	1752.5	25	0	20	3.27	-18.31	-0.01	-2.5 to 2.5	Pass
					3.85	-21.56	-0.01	-2.5 to 2.5	Pass
					4.43	-24.50	-0.01	-2.5 to 2.5	Pass
				-30	3.85	-21.14	-0.01	-2.5 to 2.5	Pass
				-20	3.85	-15.56	-0.01	-2.5 to 2.5	Pass
				-10	3.85	-19.55	-0.01	-2.5 to 2.5	Pass
				0	3.85	-15.41	-0.01	-2.5 to 2.5	Pass
				10	3.85	-14.55	-0.01	-2.5 to 2.5	Pass
				30	3.85	-7.83	-0.00	-2.5 to 2.5	Pass
				40	3.85	-0.50	-0.00	-2.5 to 2.5	Pass
				50	3.85	-2.70	-0.00	-2.5 to 2.5	Pass
64QAM	1712.5	25	0	20	3.27	1.25	0.00	-2.5 to 2.5	Pass
					3.85	2.80	0.00	-2.5 to 2.5	Pass
					4.43	6.59	0.00	-2.5 to 2.5	Pass
				-30	3.85	5.59	0.00	-2.5 to 2.5	Pass
				-20	3.85	6.37	0.00	-2.5 to 2.5	Pass
				-10	3.85	15.58	0.01	-2.5 to 2.5	Pass
				0	3.85	14.63	0.01	-2.5 to 2.5	Pass
				10	3.85	23.99	0.01	-2.5 to 2.5	Pass
				30	3.85	30.53	0.02	-2.5 to 2.5	Pass
				40	3.85	-11.14	-0.01	-2.5 to 2.5	Pass
				50	3.85	-1.33	-0.00	-2.5 to 2.5	Pass
	1732.5	25	0	20	3.27	12.75	0.01	-2.5 to 2.5	Pass
					3.85	19.88	0.01	-2.5 to 2.5	Pass
					4.43	16.36	0.01	-2.5 to 2.5	Pass
				-30	3.85	14.72	0.01	-2.5 to 2.5	Pass
				-20	3.85	22.59	0.01	-2.5 to 2.5	Pass
				-10	3.85	23.26	0.01	-2.5 to 2.5	Pass
				0	3.85	26.48	0.02	-2.5 to 2.5	Pass
				10	3.85	33.10	0.02	-2.5 to 2.5	Pass
				30	3.85	-7.47	-0.00	-2.5 to 2.5	Pass
				40	3.85	-6.89	-0.00	-2.5 to 2.5	Pass
				50	3.85	-7.67	-0.00	-2.5 to 2.5	Pass
	1752.5	25	0	20	3.27	-0.99	-0.00	-2.5 to 2.5	Pass
					3.85	3.92	0.00	-2.5 to 2.5	Pass
					4.43	15.69	0.01	-2.5 to 2.5	Pass
				-30	3.85	21.44	0.01	-2.5 to 2.5	Pass
				-20	3.85	26.19	0.01	-2.5 to 2.5	Pass
				-10	3.85	31.17	0.02	-2.5 to 2.5	Pass
				0	3.85	35.72	0.02	-2.5 to 2.5	Pass
				10	3.85	4.36	0.00	-2.5 to 2.5	Pass
				30	3.85	10.84	0.01	-2.5 to 2.5	Pass
				40	3.85	15.01	0.01	-2.5 to 2.5	Pass
				50	3.85	19.01	0.01	-2.5 to 2.5	Pass

B4_10MHZ TEST RESULT

Band: 4 / Bandwidth: 10MHz									
Modulation	Frequency (MHz)	RB Allocation		Temp. (°C)	Voltage (VDC)	Freq. Error (Hz)	Freq. vs. Rated (ppm)		Verdict
		Size	Offset				Result	Limit	
QPSK	1715	50	0	20	3.27	17.71	0.01	-2.5 to 2.5	Pass
					3.85	20.73	0.01	-2.5 to 2.5	Pass
					4.43	16.54	0.01	-2.5 to 2.5	Pass
				-30	3.85	8.43	0.00	-2.5 to 2.5	Pass
				-20	3.85	-1.25	-0.00	-2.5 to 2.5	Pass
				-10	3.85	-6.47	-0.00	-2.5 to 2.5	Pass
				0	3.85	-17.80	-0.01	-2.5 to 2.5	Pass
				10	3.85	-34.19	-0.02	-2.5 to 2.5	Pass
				30	3.85	-9.01	-0.01	-2.5 to 2.5	Pass
				40	3.85	-28.15	-0.02	-2.5 to 2.5	Pass
				50	3.85	-22.37	-0.01	-2.5 to 2.5	Pass
	1732.5	50	0	20	3.27	0.96	0.00	-2.5 to 2.5	Pass
					3.85	9.00	0.01	-2.5 to 2.5	Pass
					4.43	5.19	0.00	-2.5 to 2.5	Pass
				-30	3.85	-3.32	-0.00	-2.5 to 2.5	Pass
				-20	3.85	-15.09	-0.01	-2.5 to 2.5	Pass
				-10	3.85	-20.60	-0.01	-2.5 to 2.5	Pass
				0	3.85	-32.53	-0.02	-2.5 to 2.5	Pass
				10	3.85	-6.70	-0.00	-2.5 to 2.5	Pass
				30	3.85	-14.76	-0.01	-2.5 to 2.5	Pass
				40	3.85	-15.98	-0.01	-2.5 to 2.5	Pass
				50	3.85	-21.52	-0.01	-2.5 to 2.5	Pass
	1750	50	0	20	3.27	-14.35	-0.01	-2.5 to 2.5	Pass
					3.85	-22.07	-0.01	-2.5 to 2.5	Pass
					4.43	-34.76	-0.02	-2.5 to 2.5	Pass
				-30	3.85	-42.66	-0.02	-2.5 to 2.5	Pass
				-20	3.85	-11.07	-0.01	-2.5 to 2.5	Pass
				-10	3.85	-23.46	-0.01	-2.5 to 2.5	Pass
				0	3.85	-2.12	-0.00	-2.5 to 2.5	Pass
				10	3.85	-3.83	-0.00	-2.5 to 2.5	Pass
				30	3.85	-14.55	-0.01	-2.5 to 2.5	Pass
				40	3.85	-26.41	-0.02	-2.5 to 2.5	Pass
				50	3.85	-32.79	-0.02	-2.5 to 2.5	Pass
16QAM	1715	50	0	20	3.27	-20.43	-0.01	-2.5 to 2.5	Pass
					3.85	-27.80	-0.02	-2.5 to 2.5	Pass
					4.43	-25.51	-0.01	-2.5 to 2.5	Pass
				-30	3.85	-28.62	-0.02	-2.5 to 2.5	Pass
				-20	3.85	-30.34	-0.02	-2.5 to 2.5	Pass
				-10	3.85	-23.52	-0.01	-2.5 to 2.5	Pass
				0	3.85	-23.55	-0.01	-2.5 to 2.5	Pass
				10	3.85	-22.47	-0.01	-2.5 to 2.5	Pass
				30	3.85	-25.21	-0.01	-2.5 to 2.5	Pass
				40	3.85	-26.19	-0.02	-2.5 to 2.5	Pass
				50	3.85	-14.42	-0.01	-2.5 to 2.5	Pass
	1732.5	50	0	20	3.27	-24.06	-0.01	-2.5 to 2.5	Pass
					3.85	-26.46	-0.02	-2.5 to 2.5	Pass
					4.43	-22.42	-0.01	-2.5 to 2.5	Pass
				-30	3.85	-17.64	-0.01	-2.5 to 2.5	Pass
				-20	3.85	-16.81	-0.01	-2.5 to 2.5	Pass
				-10	3.85	-17.15	-0.01	-2.5 to 2.5	Pass

				0	3.85	-12.80	-0.01	-2.5 to 2.5	Pass
				10	3.85	-8.97	-0.01	-2.5 to 2.5	Pass
				30	3.85	-4.91	-0.00	-2.5 to 2.5	Pass
				40	3.85	-3.96	-0.00	-2.5 to 2.5	Pass
				50	3.85	-1.09	-0.00	-2.5 to 2.5	Pass
	1750	50	0	20	3.27	0.67	0.00	-2.5 to 2.5	Pass
					3.85	3.95	0.00	-2.5 to 2.5	Pass
					4.43	16.19	0.01	-2.5 to 2.5	Pass
				-30	3.85	23.19	0.01	-2.5 to 2.5	Pass
				-20	3.85	24.66	0.01	-2.5 to 2.5	Pass
				-10	3.85	29.02	0.02	-2.5 to 2.5	Pass
				0	3.85	34.45	0.02	-2.5 to 2.5	Pass
				10	3.85	40.87	0.02	-2.5 to 2.5	Pass
				30	3.85	22.72	0.01	-2.5 to 2.5	Pass
				40	3.85	20.67	0.01	-2.5 to 2.5	Pass
				50	3.85	22.90	0.01	-2.5 to 2.5	Pass
64QAM	1715	50	0	20	3.27	-11.13	-0.01	-2.5 to 2.5	Pass
					3.85	-6.51	-0.00	-2.5 to 2.5	Pass
					4.43	4.54	0.00	-2.5 to 2.5	Pass
				-30	3.85	13.55	0.01	-2.5 to 2.5	Pass
				-20	3.85	33.92	0.02	-2.5 to 2.5	Pass
				-10	3.85	19.45	0.01	-2.5 to 2.5	Pass
				0	3.85	29.87	0.02	-2.5 to 2.5	Pass
				10	3.85	32.17	0.02	-2.5 to 2.5	Pass
				30	3.85	20.54	0.01	-2.5 to 2.5	Pass
				40	3.85	24.59	0.01	-2.5 to 2.5	Pass
				50	3.85	27.49	0.02	-2.5 to 2.5	Pass
	1732.5	50	0	20	3.27	9.27	0.01	-2.5 to 2.5	Pass
					3.85	14.83	0.01	-2.5 to 2.5	Pass
					4.43	22.57	0.01	-2.5 to 2.5	Pass
				-30	3.85	31.53	0.02	-2.5 to 2.5	Pass
				-20	3.85	6.92	0.00	-2.5 to 2.5	Pass
				-10	3.85	15.01	0.01	-2.5 to 2.5	Pass
				0	3.85	13.80	0.01	-2.5 to 2.5	Pass
				10	3.85	20.50	0.01	-2.5 to 2.5	Pass
				30	3.85	23.59	0.01	-2.5 to 2.5	Pass
				40	3.85	35.60	0.02	-2.5 to 2.5	Pass
				50	3.85	39.23	0.02	-2.5 to 2.5	Pass
	1750	50	0	20	3.27	41.77	0.02	-2.5 to 2.5	Pass
					3.85	13.32	0.01	-2.5 to 2.5	Pass
					4.43	23.86	0.01	-2.5 to 2.5	Pass
				-30	3.85	32.22	0.02	-2.5 to 2.5	Pass
				-20	3.85	40.43	0.02	-2.5 to 2.5	Pass
				-10	3.85	7.90	0.00	-2.5 to 2.5	Pass
				0	3.85	22.33	0.01	-2.5 to 2.5	Pass
				10	3.85	-3.42	-0.00	-2.5 to 2.5	Pass
				30	3.85	11.06	0.01	-2.5 to 2.5	Pass
				40	3.85	22.22	0.01	-2.5 to 2.5	Pass
				50	3.85	32.99	0.02	-2.5 to 2.5	Pass

B4_15MHZ TEST RESULT

Band: 4 / Bandwidth: 15MHz									
Modulation	Frequency (MHz)	RB Allocation		Temp. (°C)	Voltage (VDC)	Freq. Error (Hz)	Freq. vs. Rated (ppm)		Verdict
		Size	Offset				Result	Limit	
QPSK	1717.5	75	0	20	3.27	-4.72	-0.00	-2.5 to 2.5	Pass
					3.85	-5.57	-0.00	-2.5 to 2.5	Pass
					4.43	-14.82	-0.01	-2.5 to 2.5	Pass
				-30	3.85	-25.69	-0.01	-2.5 to 2.5	Pass
				-20	3.85	-16.62	-0.01	-2.5 to 2.5	Pass
				-10	3.85	3.79	0.00	-2.5 to 2.5	Pass
				0	3.85	-8.22	-0.00	-2.5 to 2.5	Pass
				10	3.85	-26.48	-0.02	-2.5 to 2.5	Pass
				30	3.85	-34.45	-0.02	-2.5 to 2.5	Pass
				40	3.85	-17.65	-0.01	-2.5 to 2.5	Pass
				50	3.85	-27.89	-0.02	-2.5 to 2.5	Pass
	1732.5	75	0	20	3.27	13.15	0.01	-2.5 to 2.5	Pass
					3.85	7.09	0.00	-2.5 to 2.5	Pass
					4.43	1.83	0.00	-2.5 to 2.5	Pass
				-30	3.85	-7.77	-0.00	-2.5 to 2.5	Pass
				-20	3.85	-22.30	-0.01	-2.5 to 2.5	Pass
				-10	3.85	-13.16	-0.01	-2.5 to 2.5	Pass
				0	3.85	-15.65	-0.01	-2.5 to 2.5	Pass
				10	3.85	-31.71	-0.02	-2.5 to 2.5	Pass
				30	3.85	-41.80	-0.02	-2.5 to 2.5	Pass
				40	3.85	-45.33	-0.03	-2.5 to 2.5	Pass
				50	3.85	-44.06	-0.03	-2.5 to 2.5	Pass
	1747.5	75	0	20	3.27	10.40	0.01	-2.5 to 2.5	Pass
					3.85	9.30	0.01	-2.5 to 2.5	Pass
					4.43	3.90	0.00	-2.5 to 2.5	Pass
				-30	3.85	-6.24	-0.00	-2.5 to 2.5	Pass
				-20	3.85	-18.35	-0.01	-2.5 to 2.5	Pass
				-10	3.85	-27.04	-0.02	-2.5 to 2.5	Pass
				0	3.85	-38.94	-0.02	-2.5 to 2.5	Pass
				10	3.85	-13.42	-0.01	-2.5 to 2.5	Pass
				30	3.85	-18.34	-0.01	-2.5 to 2.5	Pass
				40	3.85	-25.61	-0.01	-2.5 to 2.5	Pass
				50	3.85	-30.24	-0.02	-2.5 to 2.5	Pass
16QAM	1717.5	75	0	20	3.27	-0.20	-0.00	-2.5 to 2.5	Pass
					3.85	-8.22	-0.00	-2.5 to 2.5	Pass
					4.43	-7.70	-0.00	-2.5 to 2.5	Pass
				-30	3.85	-13.02	-0.01	-2.5 to 2.5	Pass
				-20	3.85	-15.58	-0.01	-2.5 to 2.5	Pass
				-10	3.85	-16.16	-0.01	-2.5 to 2.5	Pass
				0	3.85	-11.04	-0.01	-2.5 to 2.5	Pass
				10	3.85	-16.28	-0.01	-2.5 to 2.5	Pass
				30	3.85	-15.92	-0.01	-2.5 to 2.5	Pass
				40	3.85	-19.25	-0.01	-2.5 to 2.5	Pass
				50	3.85	-17.12	-0.01	-2.5 to 2.5	Pass
	1732.5	75	0	20	3.27	-44.60	-0.03	-2.5 to 2.5	Pass
					3.85	-40.48	-0.02	-2.5 to 2.5	Pass
					4.43	-33.77	-0.02	-2.5 to 2.5	Pass
				-30	3.85	-33.77	-0.02	-2.5 to 2.5	Pass
				-20	3.85	-39.54	-0.02	-2.5 to 2.5	Pass
				-10	3.85	-41.87	-0.02	-2.5 to 2.5	Pass

				0	3.85	-6.02	-0.00	-2.5 to 2.5	Pass
				10	3.85	-0.16	-0.00	-2.5 to 2.5	Pass
				30	3.85	7.88	0.00	-2.5 to 2.5	Pass
				40	3.85	8.31	0.00	-2.5 to 2.5	Pass
				50	3.85	12.43	0.01	-2.5 to 2.5	Pass
	1747.5	75	0	20	3.27	-48.64	-0.03	-2.5 to 2.5	Pass
					3.85	-3.85	-0.00	-2.5 to 2.5	Pass
					4.43	-6.12	-0.00	-2.5 to 2.5	Pass
				-30	3.85	-9.71	-0.01	-2.5 to 2.5	Pass
				-20	3.85	-13.28	-0.01	-2.5 to 2.5	Pass
				-10	3.85	-18.65	-0.01	-2.5 to 2.5	Pass
				0	3.85	-12.75	-0.01	-2.5 to 2.5	Pass
				10	3.85	-15.61	-0.01	-2.5 to 2.5	Pass
				30	3.85	-14.28	-0.01	-2.5 to 2.5	Pass
				40	3.85	-1.37	-0.00	-2.5 to 2.5	Pass
				50	3.85	1.79	0.00	-2.5 to 2.5	Pass
64QAM	1717.5	75	0	20	3.27	-15.88	-0.01	-2.5 to 2.5	Pass
					3.85	-8.64	-0.01	-2.5 to 2.5	Pass
					4.43	1.22	0.00	-2.5 to 2.5	Pass
				-30	3.85	-2.96	-0.00	-2.5 to 2.5	Pass
				-20	3.85	3.46	0.00	-2.5 to 2.5	Pass
				-10	3.85	10.74	0.01	-2.5 to 2.5	Pass
				0	3.85	12.33	0.01	-2.5 to 2.5	Pass
				10	3.85	15.65	0.01	-2.5 to 2.5	Pass
				30	3.85	19.34	0.01	-2.5 to 2.5	Pass
				40	3.85	30.54	0.02	-2.5 to 2.5	Pass
				50	3.85	35.89	0.02	-2.5 to 2.5	Pass
	1732.5	75	0	20	3.27	13.73	0.01	-2.5 to 2.5	Pass
					3.85	19.23	0.01	-2.5 to 2.5	Pass
					4.43	25.43	0.01	-2.5 to 2.5	Pass
				-30	3.85	31.21	0.02	-2.5 to 2.5	Pass
				-20	3.85	26.52	0.02	-2.5 to 2.5	Pass
				-10	3.85	11.41	0.01	-2.5 to 2.5	Pass
				0	3.85	14.39	0.01	-2.5 to 2.5	Pass
				10	3.85	18.40	0.01	-2.5 to 2.5	Pass
				30	3.85	24.19	0.01	-2.5 to 2.5	Pass
				40	3.85	11.00	0.01	-2.5 to 2.5	Pass
				50	3.85	13.85	0.01	-2.5 to 2.5	Pass
	1747.5	75	0	20	3.27	14.48	0.01	-2.5 to 2.5	Pass
					3.85	21.56	0.01	-2.5 to 2.5	Pass
					4.43	35.91	0.02	-2.5 to 2.5	Pass
				-30	3.85	16.41	0.01	-2.5 to 2.5	Pass
				-20	3.85	-0.99	-0.00	-2.5 to 2.5	Pass
				-10	3.85	8.97	0.01	-2.5 to 2.5	Pass
				0	3.85	13.76	0.01	-2.5 to 2.5	Pass
				10	3.85	18.47	0.01	-2.5 to 2.5	Pass
				30	3.85	9.96	0.01	-2.5 to 2.5	Pass
				40	3.85	-7.12	-0.00	-2.5 to 2.5	Pass
				50	3.85	-0.92	-0.00	-2.5 to 2.5	Pass

B4_20MHZ TEST RESULT

Band: 4 / Bandwidth: 20MHz									
Modulation	Frequency (MHz)	RB Allocation		Temp. (°C)	Voltage (VDC)	Freq. Error (Hz)	Freq. vs. Rated (ppm)		Verdict
		Size	Offset				Result	Limit	
QPSK	1720	100	0	20	3.27	8.71	0.01	-2.5 to 2.5	Pass
					3.85	-2.49	-0.00	-2.5 to 2.5	Pass
					4.43	-10.34	-0.01	-2.5 to 2.5	Pass
				-30	3.85	-26.77	-0.02	-2.5 to 2.5	Pass
				-20	3.85	-37.56	-0.02	-2.5 to 2.5	Pass
				-10	3.85	-9.96	-0.01	-2.5 to 2.5	Pass
				0	3.85	-28.68	-0.02	-2.5 to 2.5	Pass
				10	3.85	-12.90	-0.01	-2.5 to 2.5	Pass
				30	3.85	-19.77	-0.01	-2.5 to 2.5	Pass
				40	3.85	-15.75	-0.01	-2.5 to 2.5	Pass
				50	3.85	-18.75	-0.01	-2.5 to 2.5	Pass
	1732.5	100	0	20	3.27	-5.91	-0.00	-2.5 to 2.5	Pass
					3.85	-3.33	-0.00	-2.5 to 2.5	Pass
					4.43	-17.04	-0.01	-2.5 to 2.5	Pass
				-30	3.85	-28.73	-0.02	-2.5 to 2.5	Pass
				-20	3.85	3.28	0.00	-2.5 to 2.5	Pass
				-10	3.85	-22.92	-0.01	-2.5 to 2.5	Pass
				0	3.85	-12.27	-0.01	-2.5 to 2.5	Pass
				10	3.85	-33.40	-0.02	-2.5 to 2.5	Pass
				30	3.85	-12.73	-0.01	-2.5 to 2.5	Pass
				40	3.85	-34.17	-0.02	-2.5 to 2.5	Pass
				50	3.85	-16.58	-0.01	-2.5 to 2.5	Pass
	1745	100	0	20	3.27	-0.94	-0.00	-2.5 to 2.5	Pass
					3.85	-12.42	-0.01	-2.5 to 2.5	Pass
					4.43	-30.10	-0.02	-2.5 to 2.5	Pass
				-30	3.85	-14.91	-0.01	-2.5 to 2.5	Pass
				-20	3.85	-36.85	-0.02	-2.5 to 2.5	Pass
				-10	3.85	-10.33	-0.01	-2.5 to 2.5	Pass
				0	3.85	-30.23	-0.02	-2.5 to 2.5	Pass
				10	3.85	-19.50	-0.01	-2.5 to 2.5	Pass
				30	3.85	-14.08	-0.01	-2.5 to 2.5	Pass
				40	3.85	-26.12	-0.01	-2.5 to 2.5	Pass
				50	3.85	-18.32	-0.01	-2.5 to 2.5	Pass
16QAM	1720	100	0	20	3.27	-24.42	-0.01	-2.5 to 2.5	Pass
					3.85	-20.61	-0.01	-2.5 to 2.5	Pass
					4.43	-29.34	-0.02	-2.5 to 2.5	Pass
				-30	3.85	-23.60	-0.01	-2.5 to 2.5	Pass
				-20	3.85	9.40	0.01	-2.5 to 2.5	Pass
				-10	3.85	14.81	0.01	-2.5 to 2.5	Pass
				0	3.85	17.75	0.01	-2.5 to 2.5	Pass
				10	3.85	24.66	0.01	-2.5 to 2.5	Pass
				30	3.85	27.92	0.02	-2.5 to 2.5	Pass
				40	3.85	25.45	0.01	-2.5 to 2.5	Pass
				50	3.85	23.26	0.01	-2.5 to 2.5	Pass
	1732.5	100	0	20	3.27	-40.34	-0.02	-2.5 to 2.5	Pass
					3.85	7.35	0.00	-2.5 to 2.5	Pass
					4.43	21.47	0.01	-2.5 to 2.5	Pass
				-30	3.85	11.87	0.01	-2.5 to 2.5	Pass
				-20	3.85	-19.00	-0.01	-2.5 to 2.5	Pass
				-10	3.85	-15.98	-0.01	-2.5 to 2.5	Pass

				0	3.85	-11.46	-0.01	-2.5 to 2.5	Pass
				10	3.85	-9.61	-0.01	-2.5 to 2.5	Pass
				30	3.85	-10.54	-0.01	-2.5 to 2.5	Pass
				40	3.85	-1.57	-0.00	-2.5 to 2.5	Pass
				50	3.85	1.60	0.00	-2.5 to 2.5	Pass
	1745	100	0	20	3.27	-19.04	-0.01	-2.5 to 2.5	Pass
					3.85	1.79	0.00	-2.5 to 2.5	Pass
					4.43	-3.05	-0.00	-2.5 to 2.5	Pass
				-30	3.85	-11.83	-0.01	-2.5 to 2.5	Pass
				-20	3.85	-11.54	-0.01	-2.5 to 2.5	Pass
				-10	3.85	-12.85	-0.01	-2.5 to 2.5	Pass
				0	3.85	-20.21	-0.01	-2.5 to 2.5	Pass
				10	3.85	-16.65	-0.01	-2.5 to 2.5	Pass
				30	3.85	-15.48	-0.01	-2.5 to 2.5	Pass
				40	3.85	-13.99	-0.01	-2.5 to 2.5	Pass
				50	3.85	-10.06	-0.01	-2.5 to 2.5	Pass
64QAM	1720	100	0	20	3.27	27.31	0.02	-2.5 to 2.5	Pass
					3.85	29.87	0.02	-2.5 to 2.5	Pass
					4.43	11.77	0.01	-2.5 to 2.5	Pass
				-30	3.85	22.80	0.01	-2.5 to 2.5	Pass
				-20	3.85	35.08	0.02	-2.5 to 2.5	Pass
				-10	3.85	9.05	0.01	-2.5 to 2.5	Pass
				0	3.85	17.54	0.01	-2.5 to 2.5	Pass
				10	3.85	22.82	0.01	-2.5 to 2.5	Pass
				30	3.85	25.76	0.01	-2.5 to 2.5	Pass
				40	3.85	36.68	0.02	-2.5 to 2.5	Pass
				50	3.85	8.90	0.01	-2.5 to 2.5	Pass
	1732.5	100	0	20	3.27	10.14	0.01	-2.5 to 2.5	Pass
					3.85	23.09	0.01	-2.5 to 2.5	Pass
					4.43	13.68	0.01	-2.5 to 2.5	Pass
				-30	3.85	6.54	0.00	-2.5 to 2.5	Pass
				-20	3.85	15.91	0.01	-2.5 to 2.5	Pass
				-10	3.85	25.16	0.01	-2.5 to 2.5	Pass
				0	3.85	26.78	0.02	-2.5 to 2.5	Pass
				10	3.85	5.22	0.00	-2.5 to 2.5	Pass
				30	3.85	20.57	0.01	-2.5 to 2.5	Pass
				40	3.85	31.53	0.02	-2.5 to 2.5	Pass
				50	3.85	9.27	0.01	-2.5 to 2.5	Pass
	1745	100	0	20	3.27	-3.49	-0.00	-2.5 to 2.5	Pass
					3.85	-0.41	-0.00	-2.5 to 2.5	Pass
					4.43	10.69	0.01	-2.5 to 2.5	Pass
				-30	3.85	21.21	0.01	-2.5 to 2.5	Pass
				-20	3.85	31.13	0.02	-2.5 to 2.5	Pass
				-10	3.85	15.51	0.01	-2.5 to 2.5	Pass
				0	3.85	28.50	0.02	-2.5 to 2.5	Pass
				10	3.85	38.20	0.02	-2.5 to 2.5	Pass
				30	3.85	37.94	0.02	-2.5 to 2.5	Pass
				40	3.85	2.50	0.00	-2.5 to 2.5	Pass
				50	3.85	15.92	0.01	-2.5 to 2.5	Pass

99% & 26DB BANDWIDTH BAND4_OBW TEST RESULT

Band: 4 / NTNV						
Bandwidth (MHz)	Modulation	Frequency (MHz)	RB Allocation		99% Occupied Bandwidth (MHz)	Verdict
			Size	Offset	Result	
1.4	QPSK	1710.7	6	0	1.110	Pass
		1732.5	6	0	1.115	Pass
		1754.3	6	0	1.116	Pass
	16QAM	1710.7	6	0	1.109	Pass
		1732.5	6	0	1.113	Pass
		1754.3	6	0	1.114	Pass
	64QAM	1710.7	6	0	1.107	Pass
		1732.5	6	0	1.107	Pass
		1754.3	6	0	1.106	Pass
3	QPSK	1711.5	15	0	2.749	Pass
		1732.5	15	0	2.754	Pass
		1753.5	15	0	2.763	Pass
	16QAM	1711.5	15	0	2.750	Pass
		1732.5	15	0	2.753	Pass
		1753.5	15	0	2.761	Pass
	64QAM	1711.5	15	0	2.762	Pass
		1732.5	15	0	2.762	Pass
		1753.5	15	0	2.743	Pass
5	QPSK	1712.5	25	0	4.585	Pass
		1732.5	25	0	4.550	Pass
		1752.5	25	0	4.542	Pass
	16QAM	1712.5	25	0	4.550	Pass
		1732.5	25	0	4.562	Pass
		1752.5	25	0	4.582	Pass
	64QAM	1712.5	25	0	4.555	Pass
		1732.5	25	0	4.562	Pass
		1752.5	25	0	4.548	Pass
10	QPSK	1715	50	0	9.087	Pass
		1732.5	50	0	9.057	Pass
		1750	50	0	9.114	Pass
	16QAM	1715	50	0	9.086	Pass
		1732.5	50	0	9.058	Pass
		1750	50	0	9.077	Pass
	64QAM	1715	50	0	9.095	Pass
		1732.5	50	0	9.061	Pass
		1750	50	0	9.066	Pass
15	QPSK	1717.5	75	0	13.648	Pass
		1732.5	75	0	13.613	Pass
		1747.5	75	0	13.631	Pass
	16QAM	1717.5	75	0	13.635	Pass
		1732.5	75	0	13.605	Pass
		1747.5	75	0	13.650	Pass
	64QAM	1717.5	75	0	13.643	Pass
		1732.5	75	0	13.602	Pass
		1747.5	75	0	13.657	Pass
20	QPSK	1720	100	0	18.136	Pass
		1732.5	100	0	18.153	Pass
		1745	100	0	18.169	Pass
	16QAM	1720	100	0	18.148	Pass
		1732.5	100	0	18.154	Pass

		1745	100	0	18.161	Pass
	64QAM	1720	100	0	18.131	Pass
		1732.5	100	0	18.152	Pass
		1745	100	0	18.134	Pass

TEST GRAPH

Band4_1.4MHz_QPSK_LCH_1710.7MHz_RB_6_0_NTNV

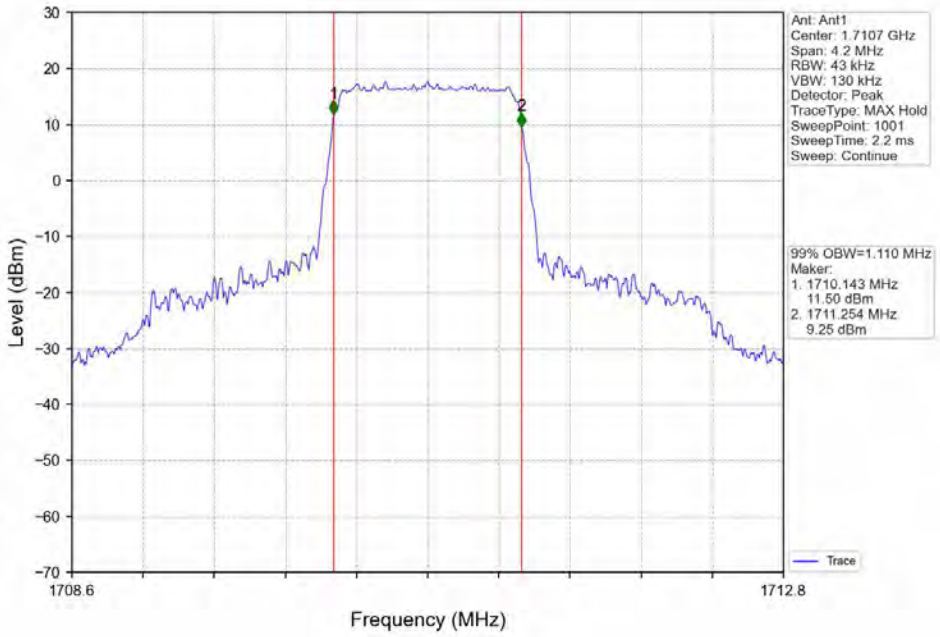

Band4_1.4MHz_QPSK_MCH_1732.5MHz_RB_6_0_NTNV

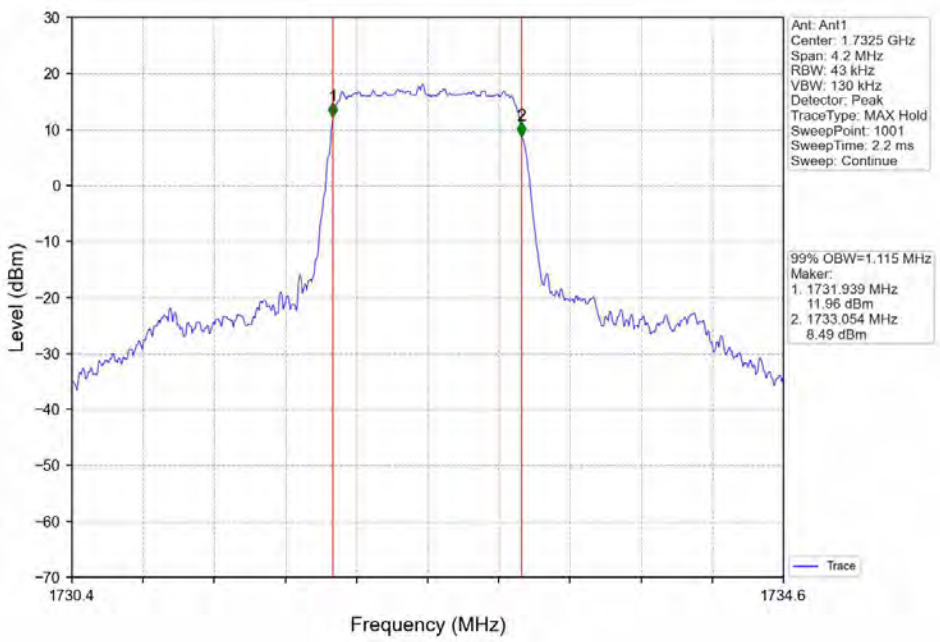

Band4_1.4MHz_QPSK_HCH_1754.3MHz_RB_6_0_NTNV

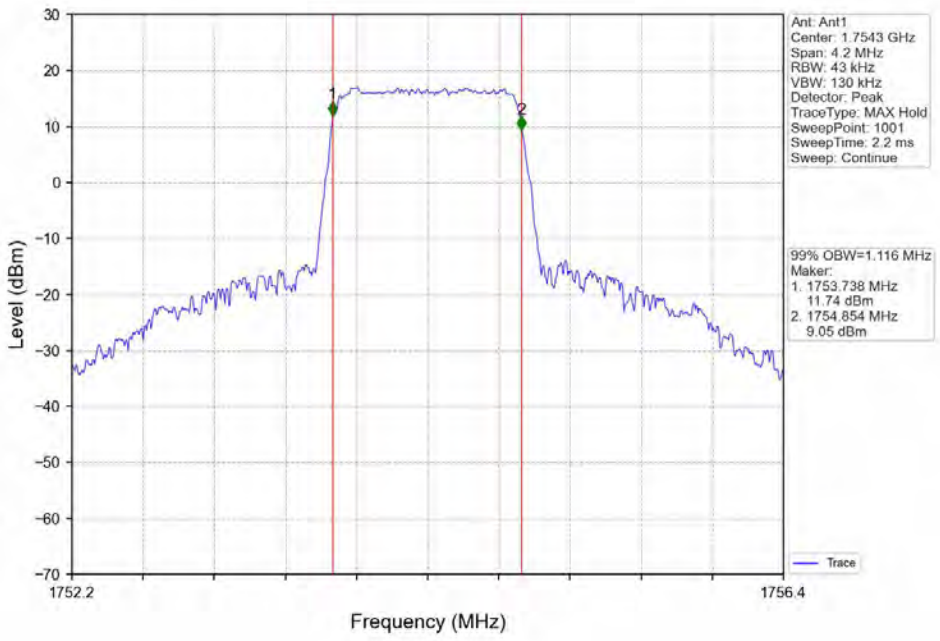

Band4_1.4MHz_16QAM_LCH_1710.7MHz_RB_6_0_NTNV

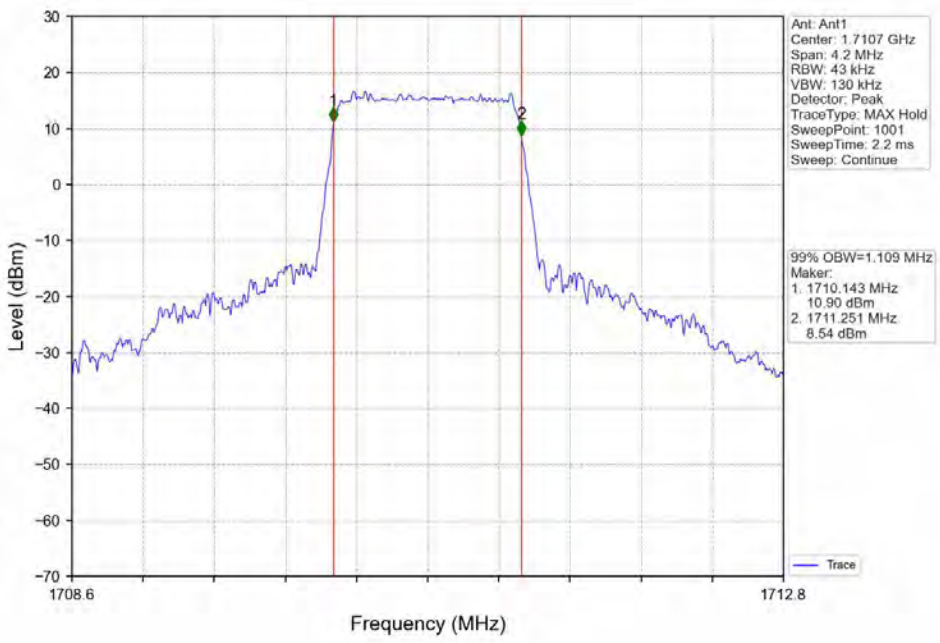

Band4_1.4MHz_16QAM_MCH_1732.5MHz_RB_6_0_NTNV

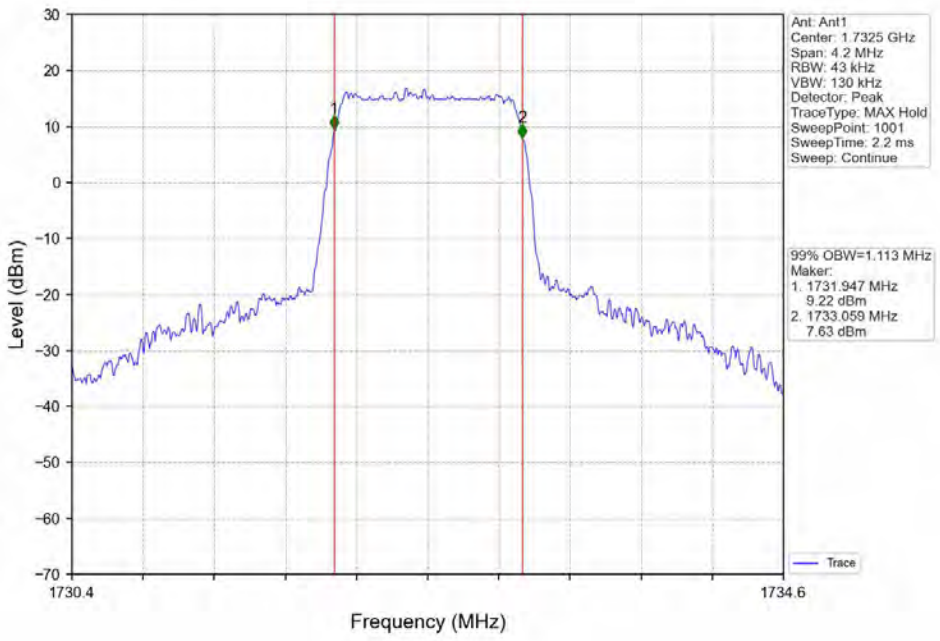

Band4_1.4MHz_16QAM_HCH_1754.3MHz_RB_6_0_NTNV

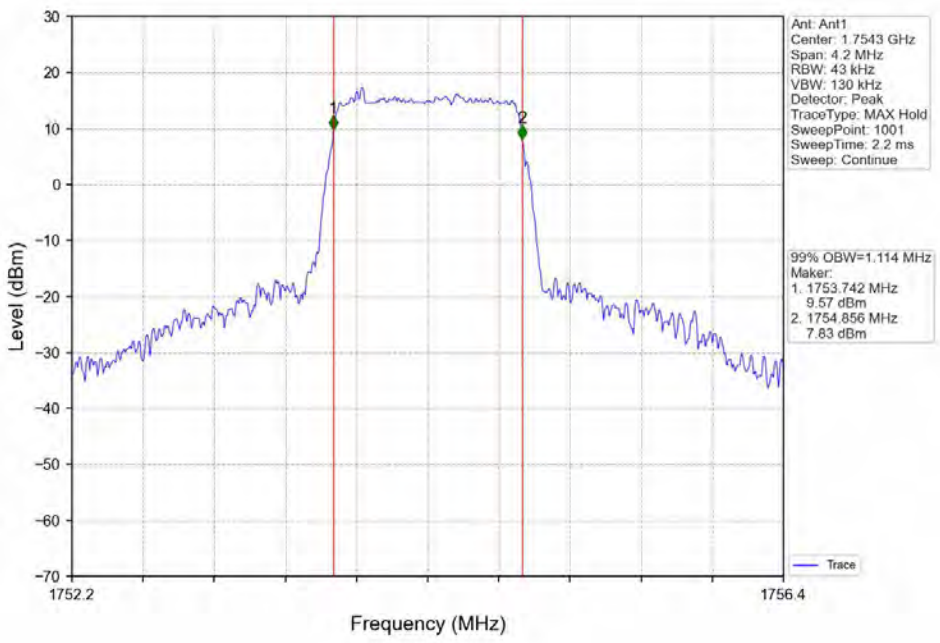

Band4_1.4MHz_64QAM_LCH_1710.7MHz_RB_6_0_NTNV

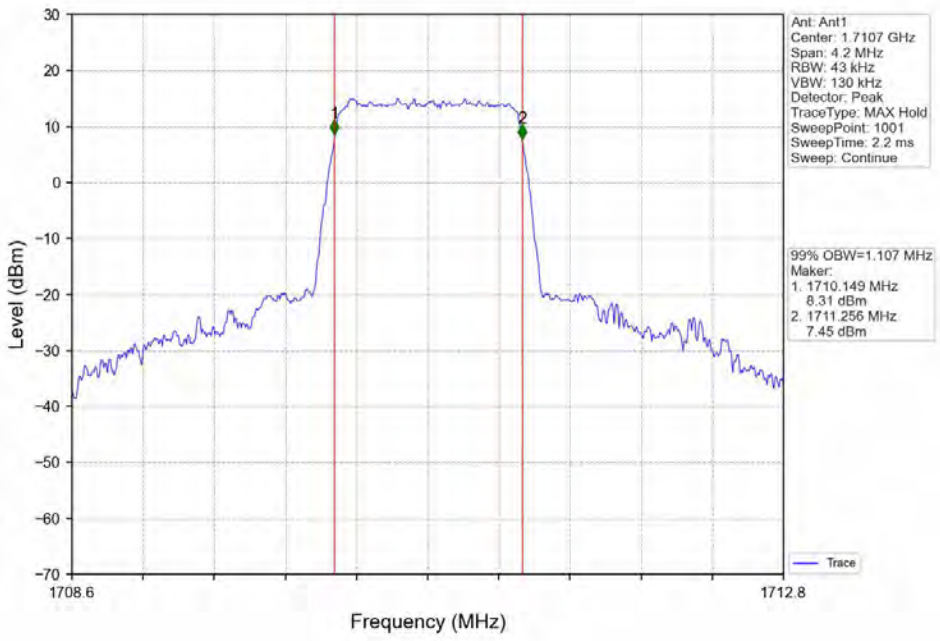

Band4_1.4MHz_64QAM_MCH_1732.5MHz_RB_6_0_NTNV

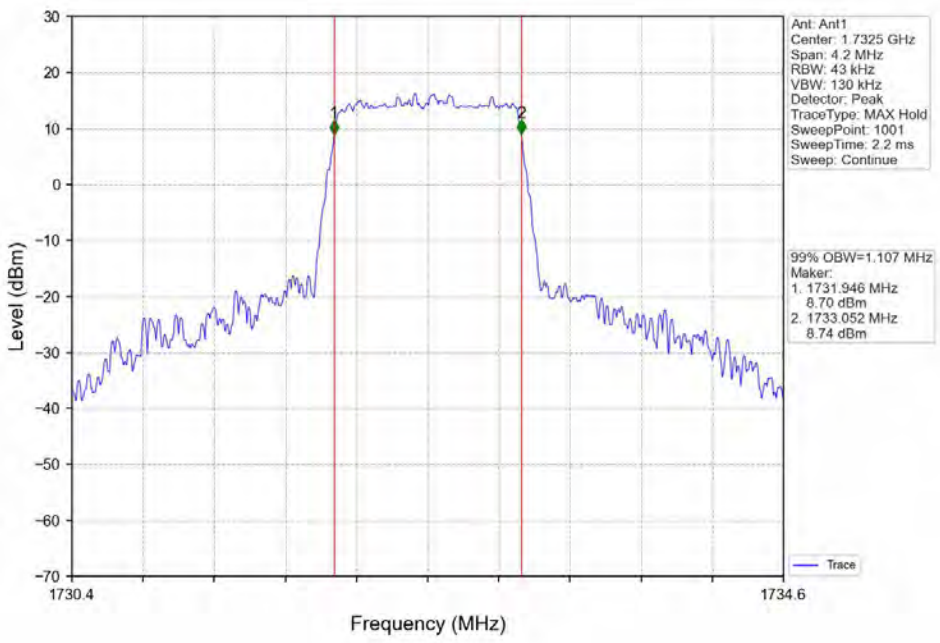

Band4_1.4MHz_64QAM_HCH_1754.3MHz_RB_6_0_NTNV

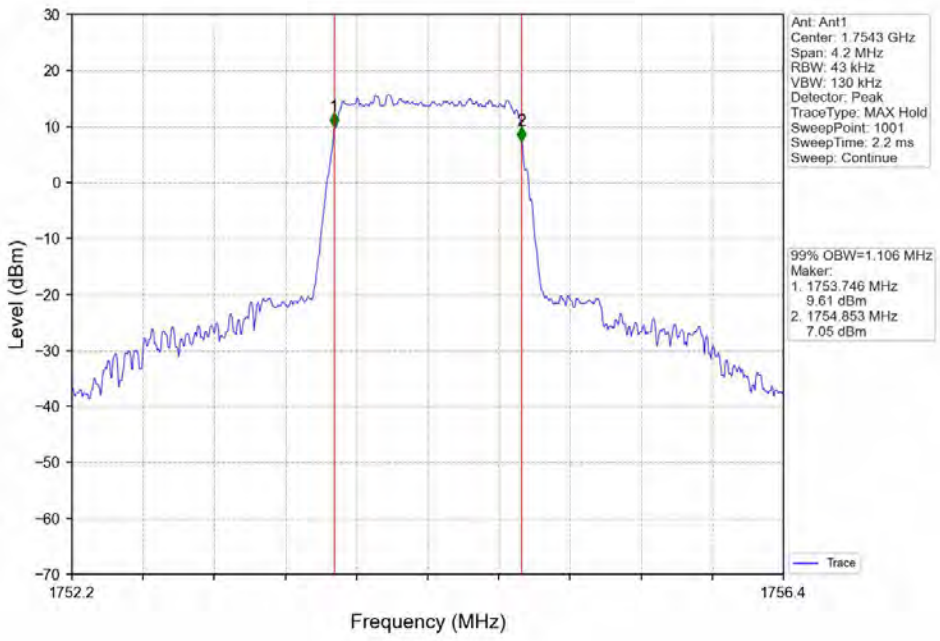

Band4_3MHz_QPSK_LCH_1711.5MHz_RB_15_0_NTNV

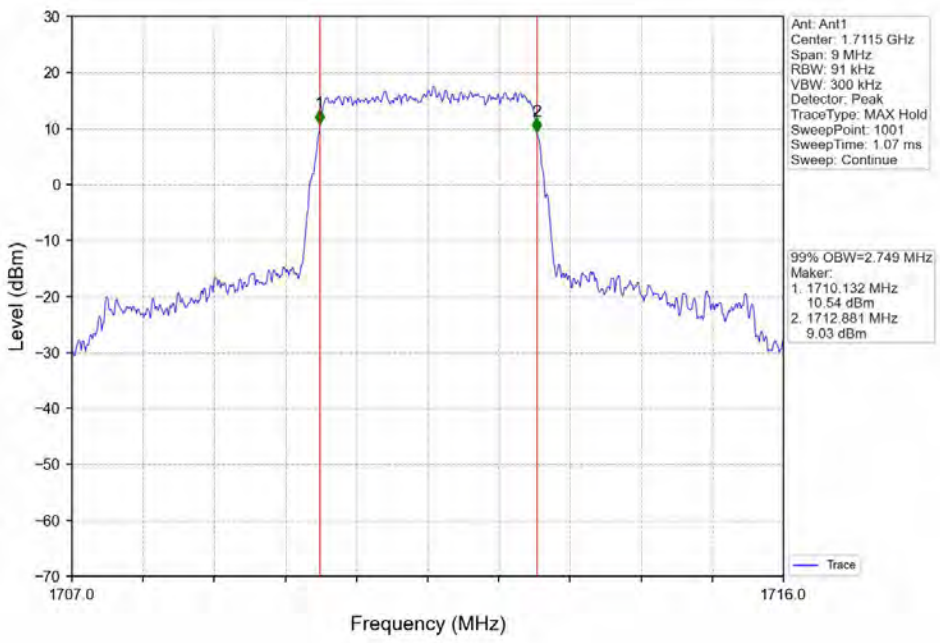

Band4_3MHz_QPSK_MCH_1732.5MHz_RB_15_0_NTNV

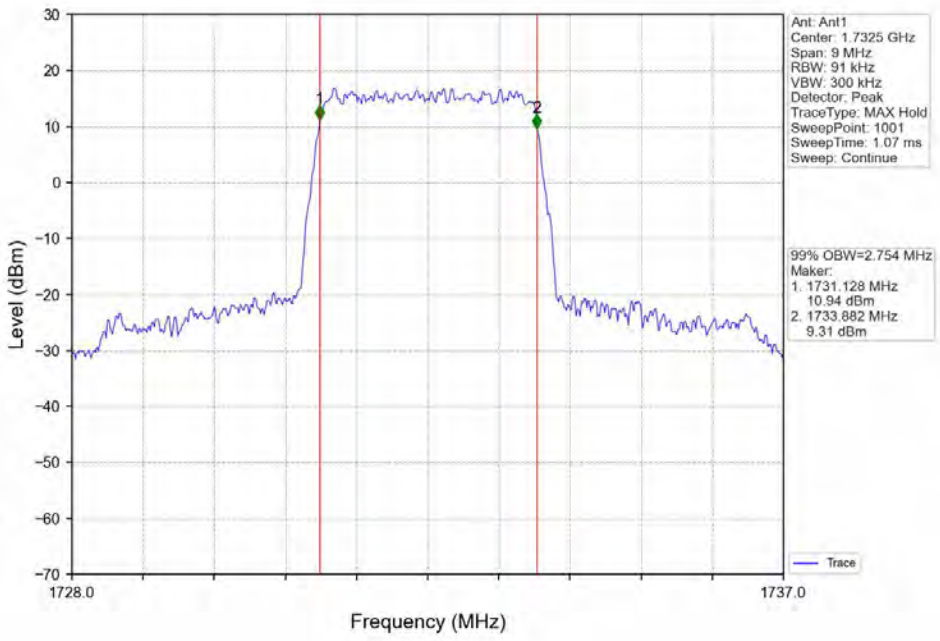

Band4_3MHz_QPSK_HCH_1753.5MHz_RB_15_0_NTNV

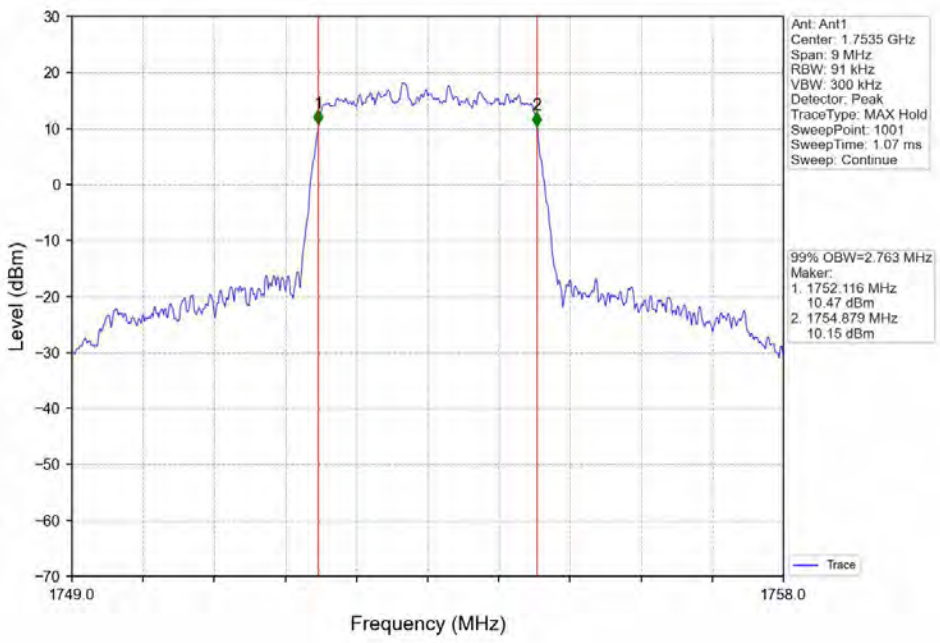

Band4_3MHz_16QAM_LCH_1711.5MHz_RB_15_0_NTNV

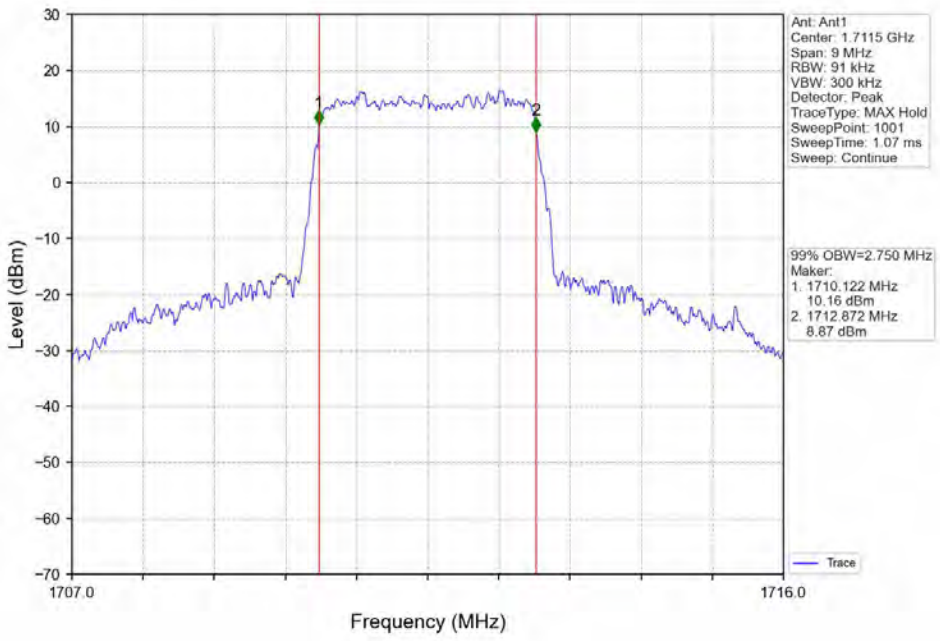

Band4_3MHz_16QAM_MCH_1732.5MHz_RB_15_0_NTNV

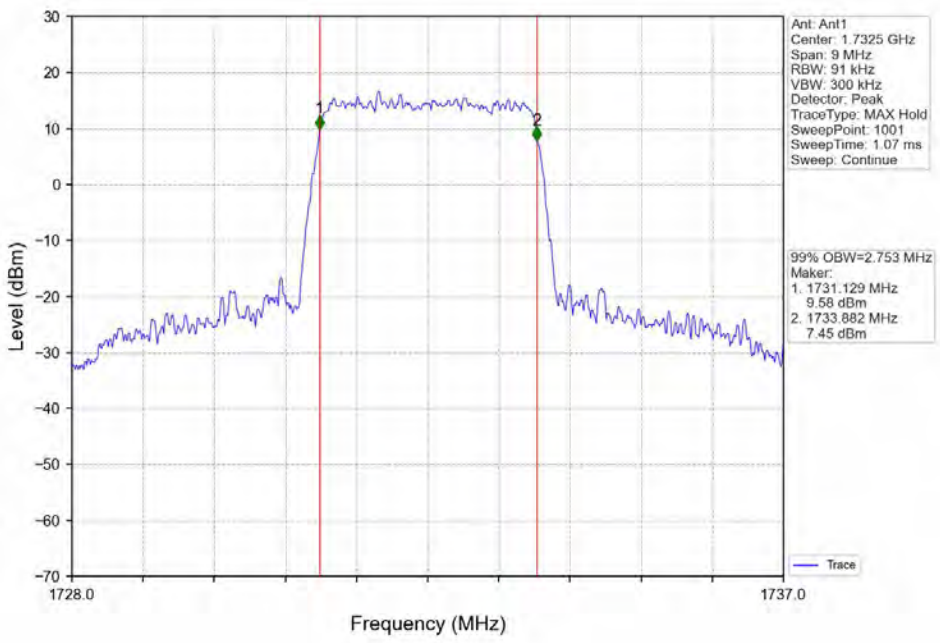

Band4_3MHz_16QAM_HCH_1753.5MHz_RB_15_0_NTNV

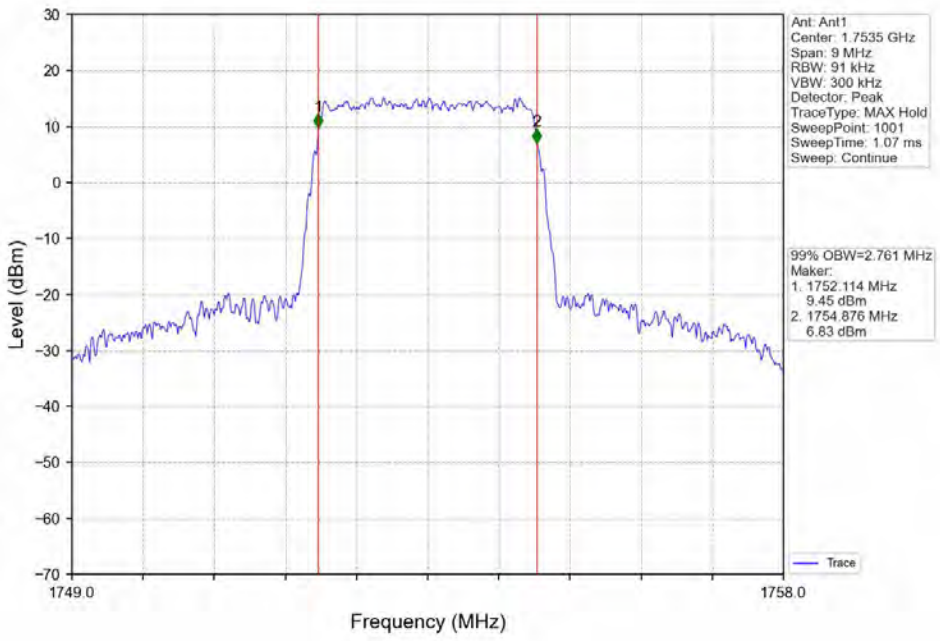

Band4_3MHz_64QAM_LCH_1711.5MHz_RB_15_0_NTNV

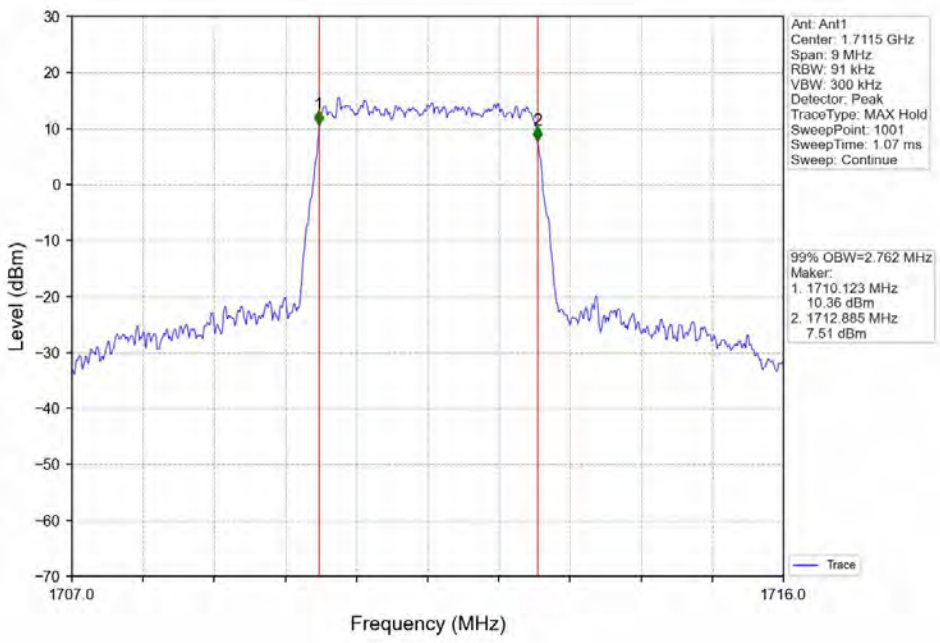

Band4_3MHz_64QAM_MCH_1732.5MHz_RB_15_0_NTNV

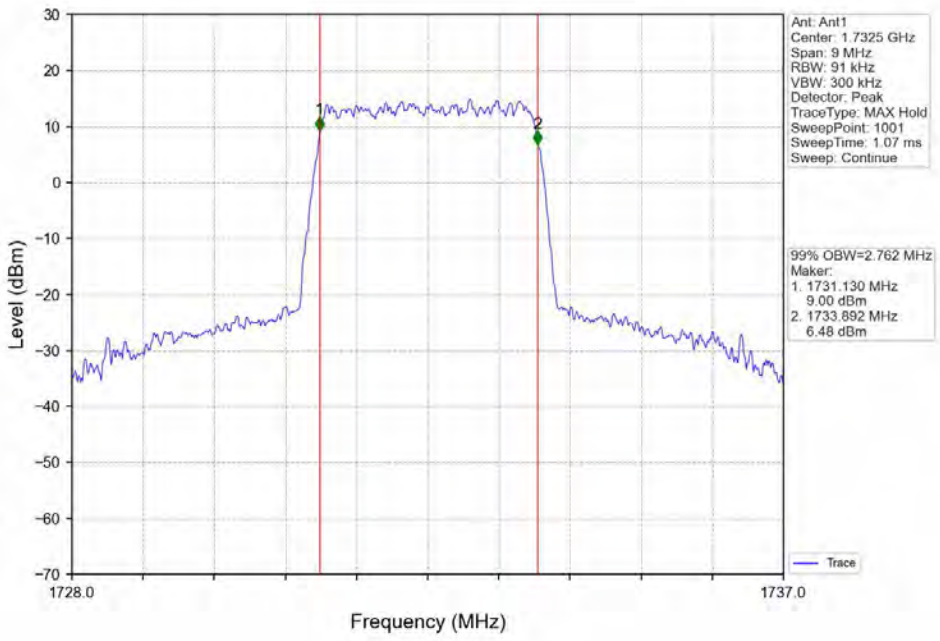

Band4_3MHz_64QAM_HCH_1753.5MHz_RB_15_0_NTNV

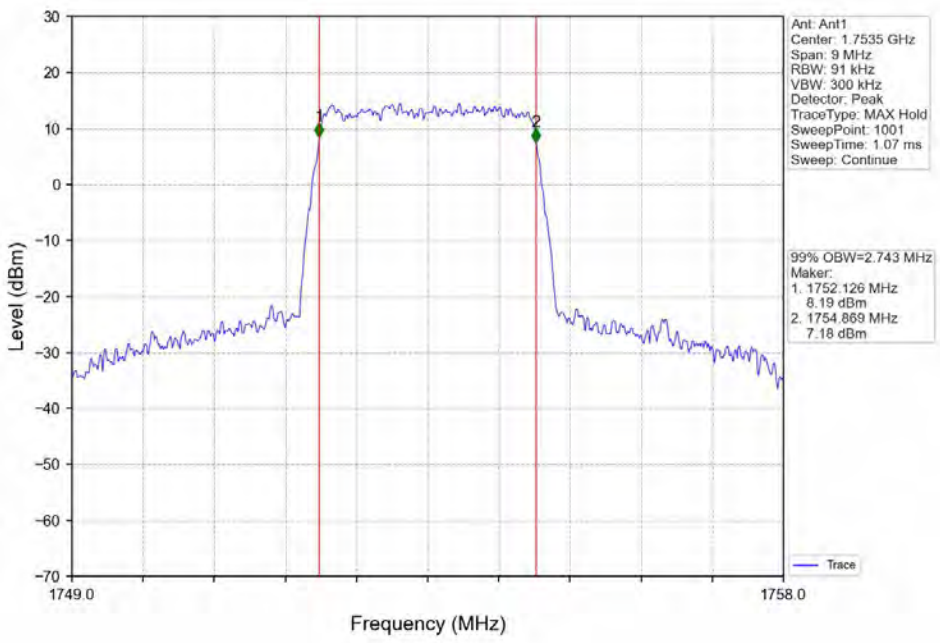

Band4_5MHz_QPSK_LCH_1712.5MHz_RB_25_0_NTNV

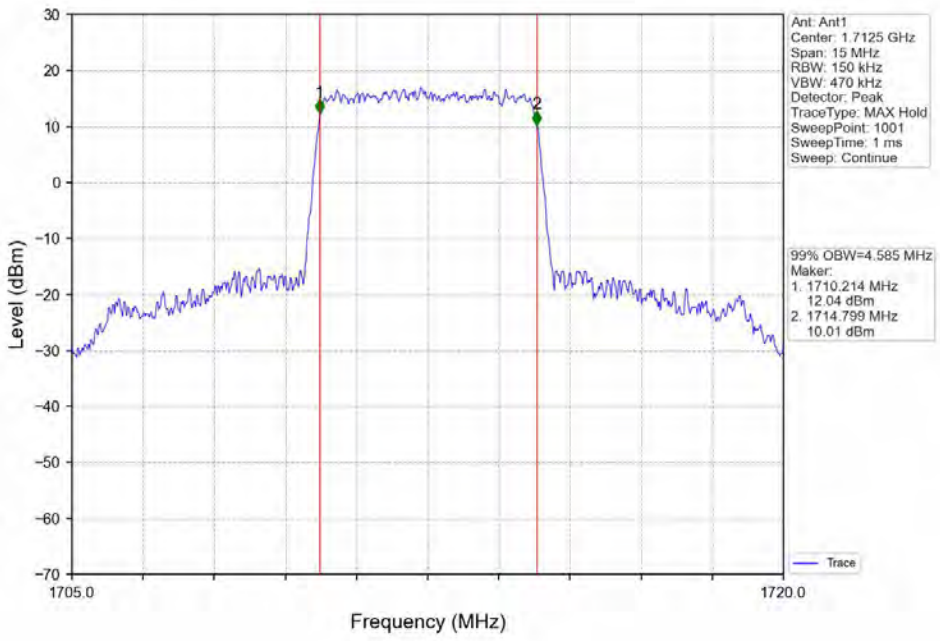

Band4_5MHz_QPSK_MCH_1732.5MHz_RB_25_0_NTNV

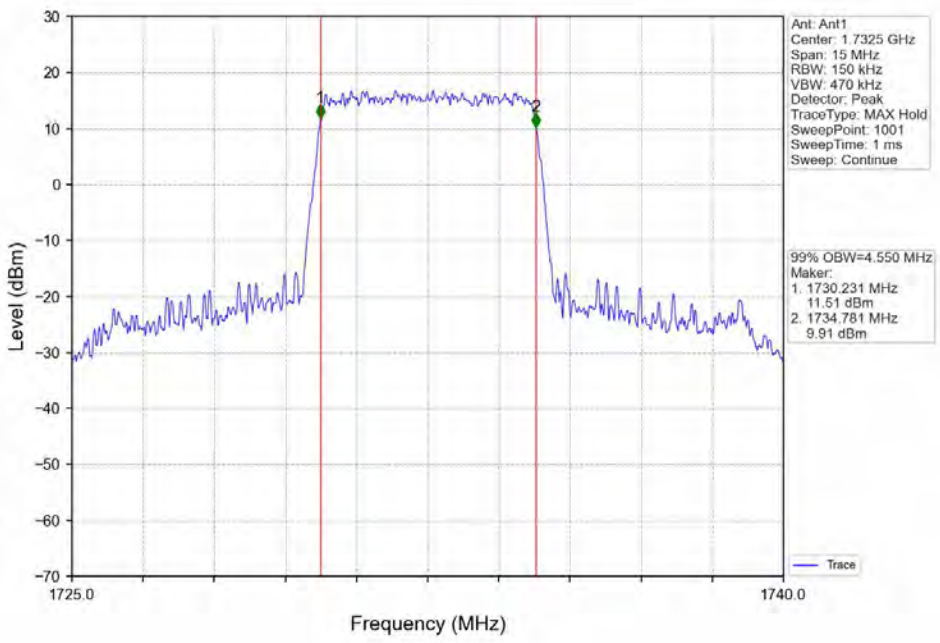

Band4_5MHz_QPSK_HCH_1752.5MHz_RB_25_0_NTNV

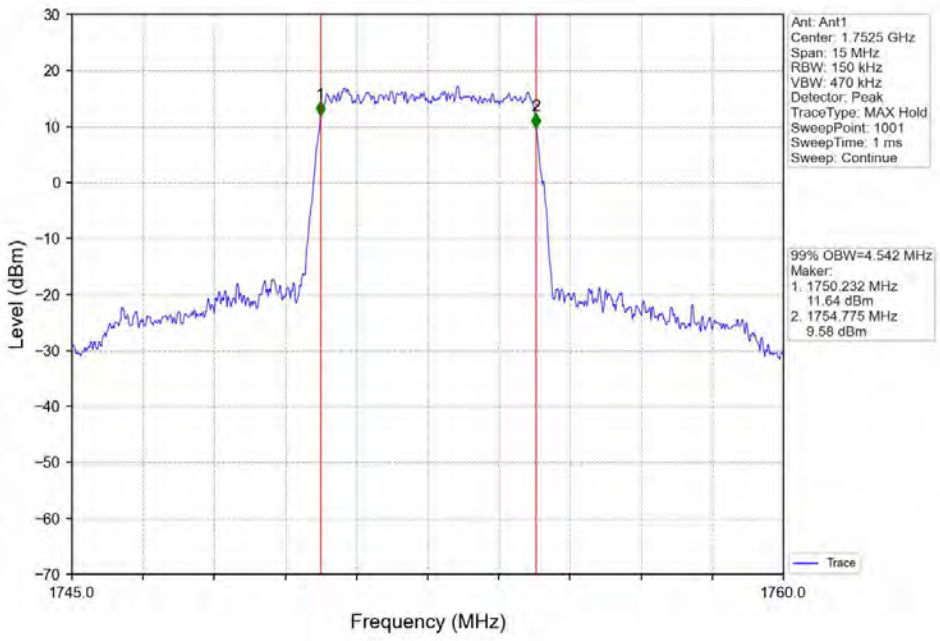

Band4_5MHz_16QAM_LCH_1712.5MHz_RB_25_0_NTNV

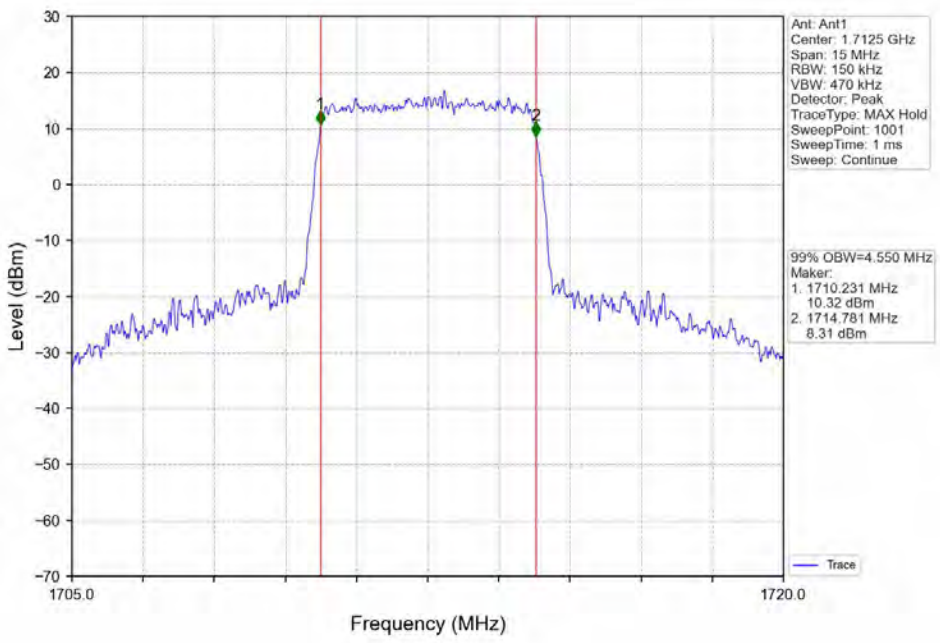

Band4_5MHz_16QAM_MCH_1732.5MHz_RB_25_0_NTNV

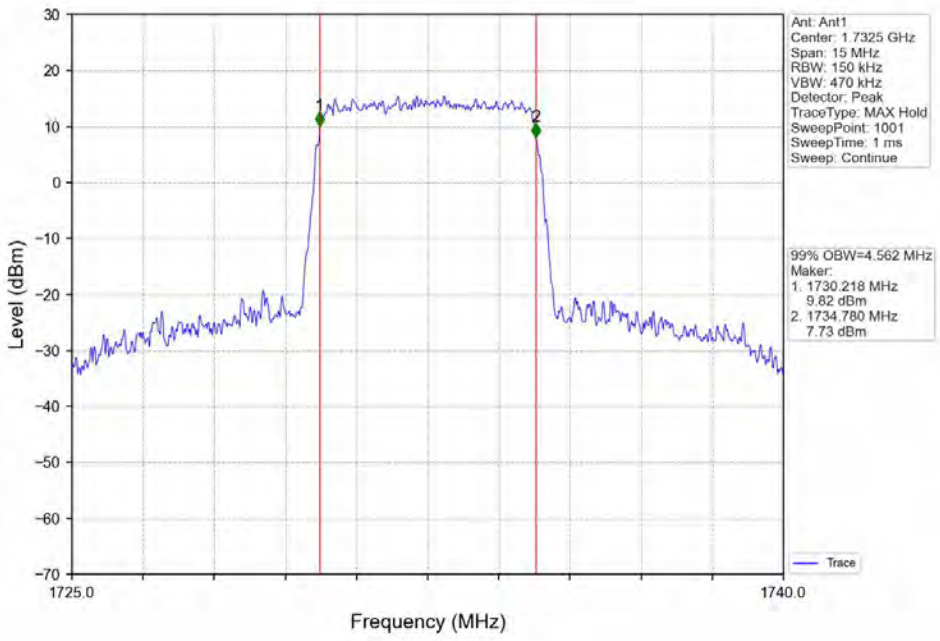

Band4_5MHz_16QAM_HCH_1752.5MHz_RB_25_0_NTNV

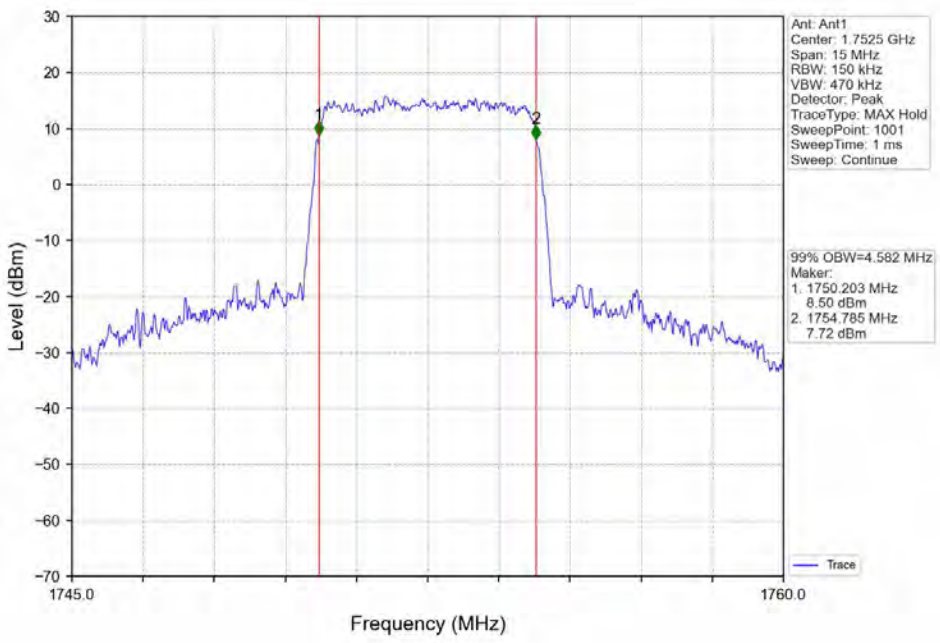

Band4_5MHz_64QAM_LCH_1712.5MHz_RB_25_0_NTNV

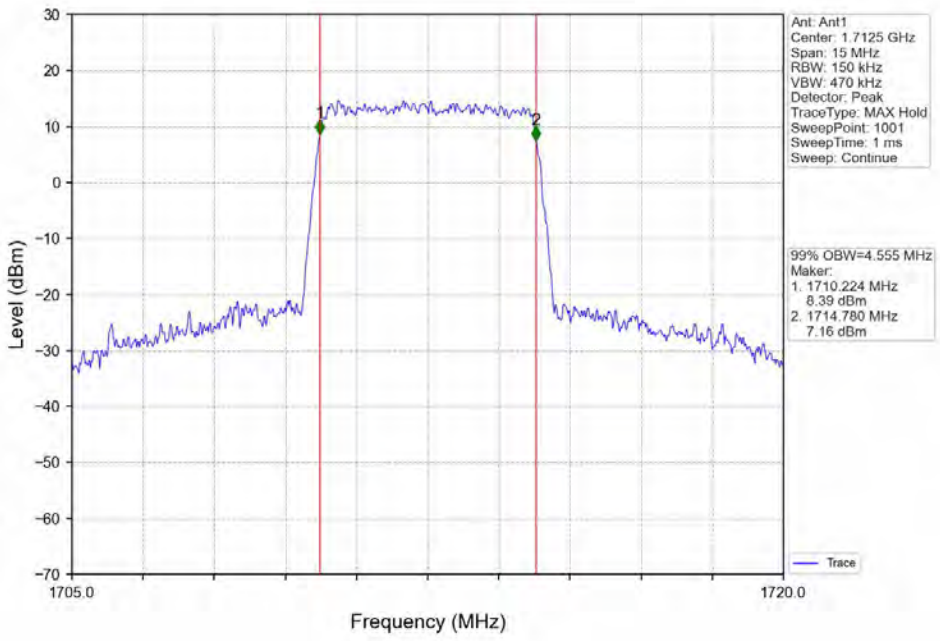

Band4_5MHz_64QAM_MCH_1732.5MHz_RB_25_0_NTNV

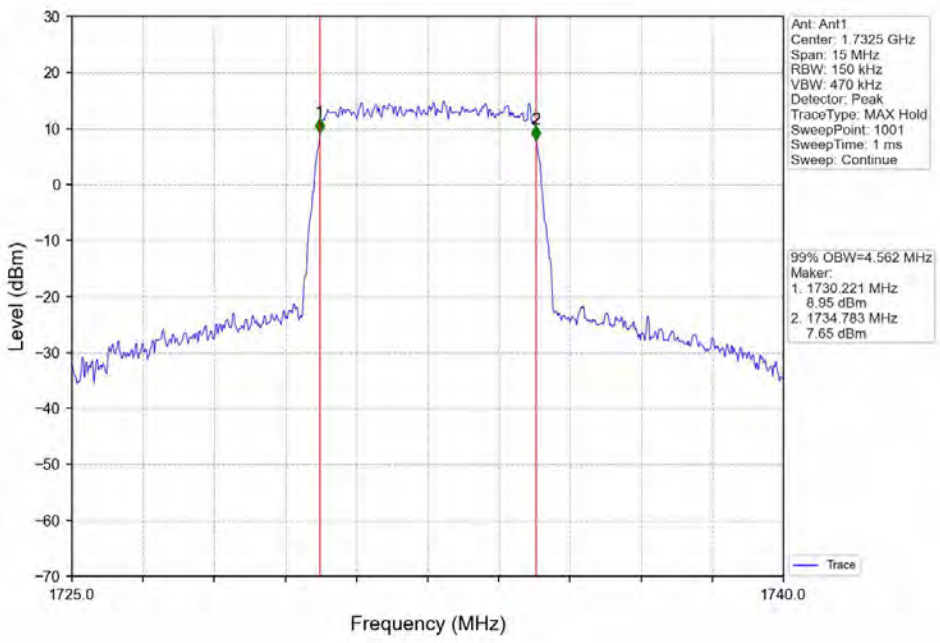

Band4_5MHz_64QAM_HCH_1752.5MHz_RB_25_0_NTNV

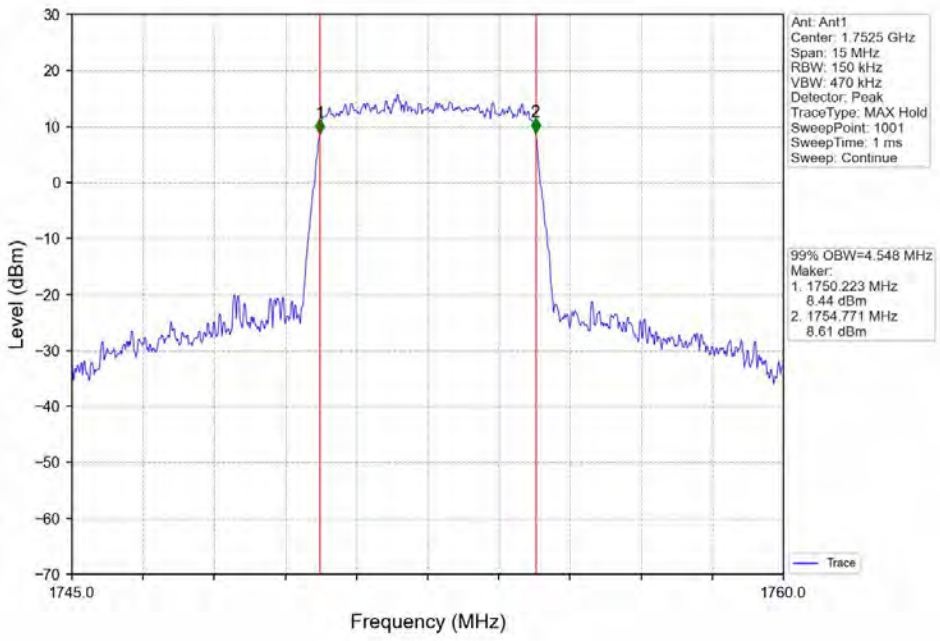

Band4_10MHz_QPSK_LCH_1715MHz_RB_50_0_NTNV

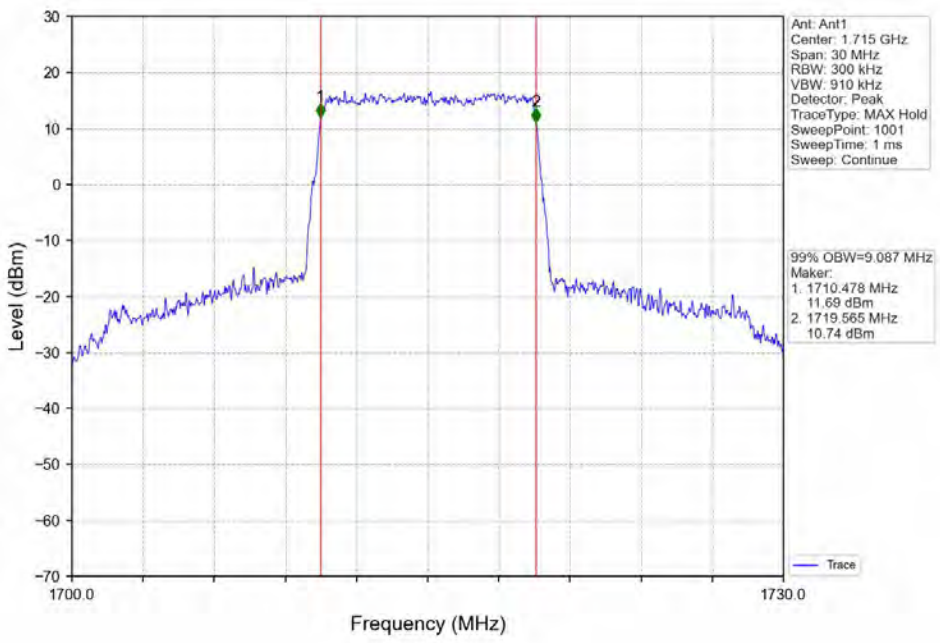

Band4_10MHz_QPSK_MCH_1732.5MHz_RB_50_0_NTNV

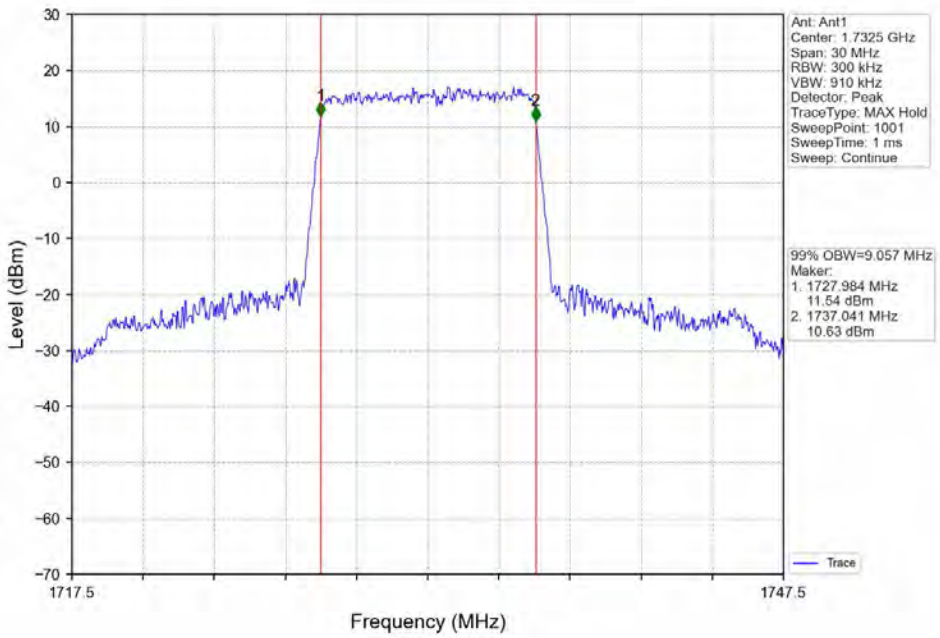

Band4_10MHz_QPSK_HCH_1750MHz_RB_50_0_NTNV

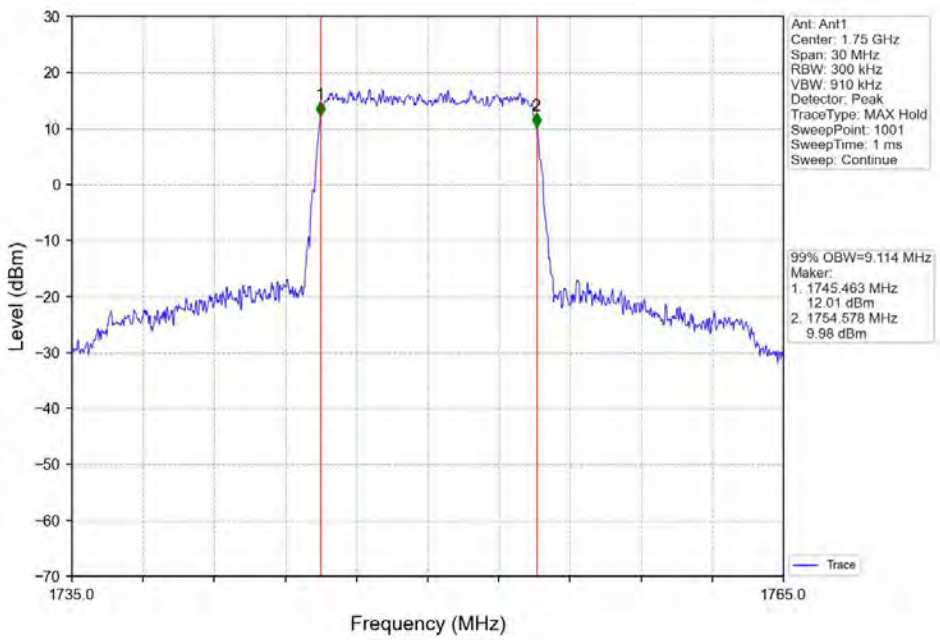

Band4_10MHz_16QAM_LCH_1715MHz_RB_50_0_NTNV

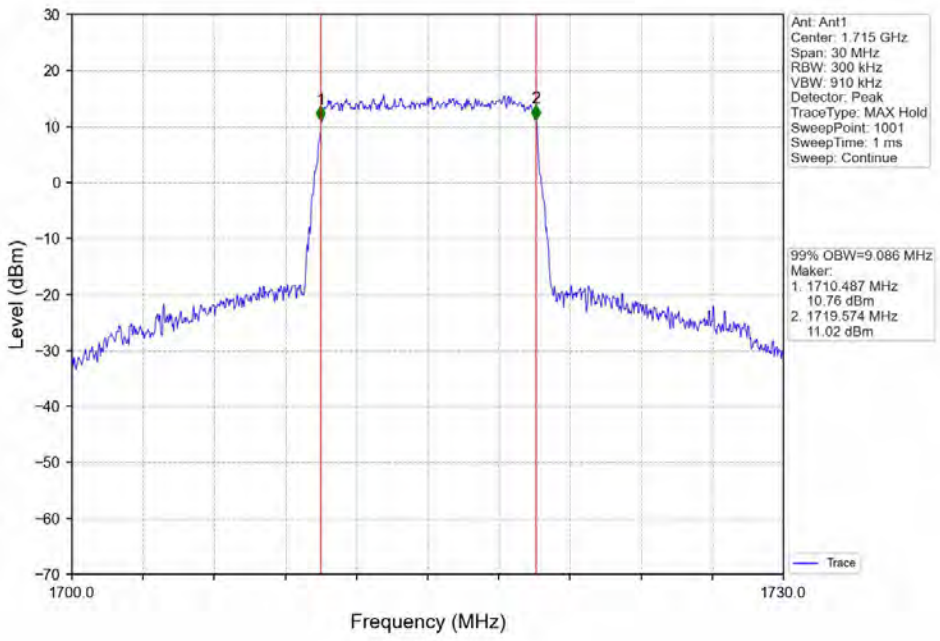

Band4_10MHz_16QAM_MCH_1732.5MHz_RB_50_0_NTNV

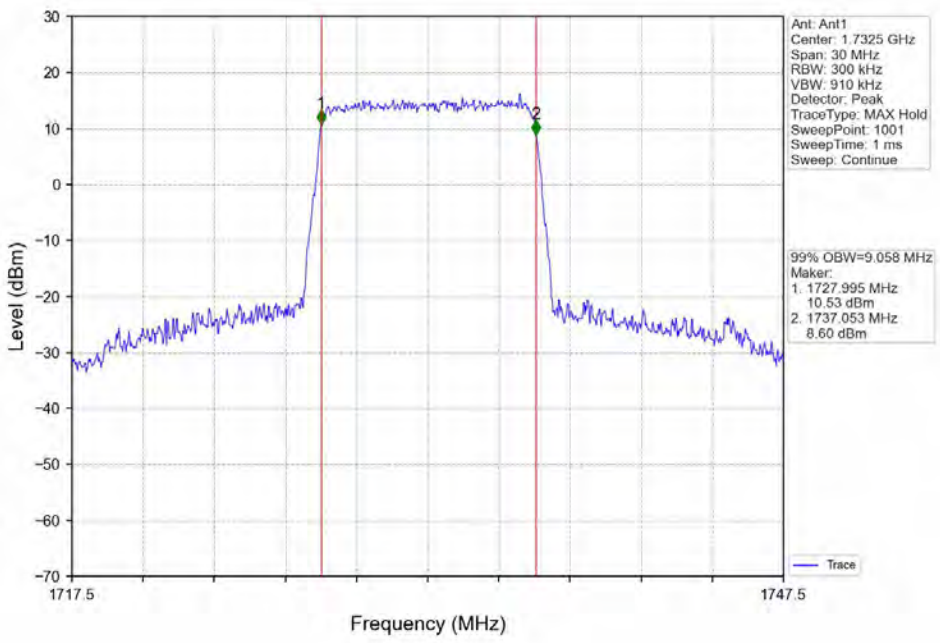

Band4_10MHz_16QAM_HCH_1750MHz_RB_50_0_NTNV

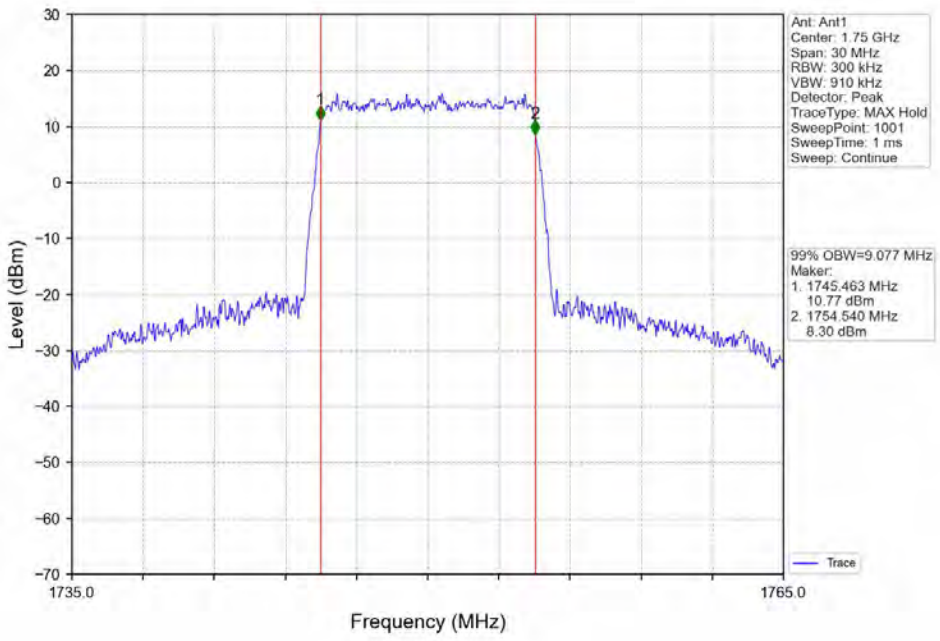

Band4_10MHz_64QAM_LCH_1715MHz_RB_50_0_NTNV

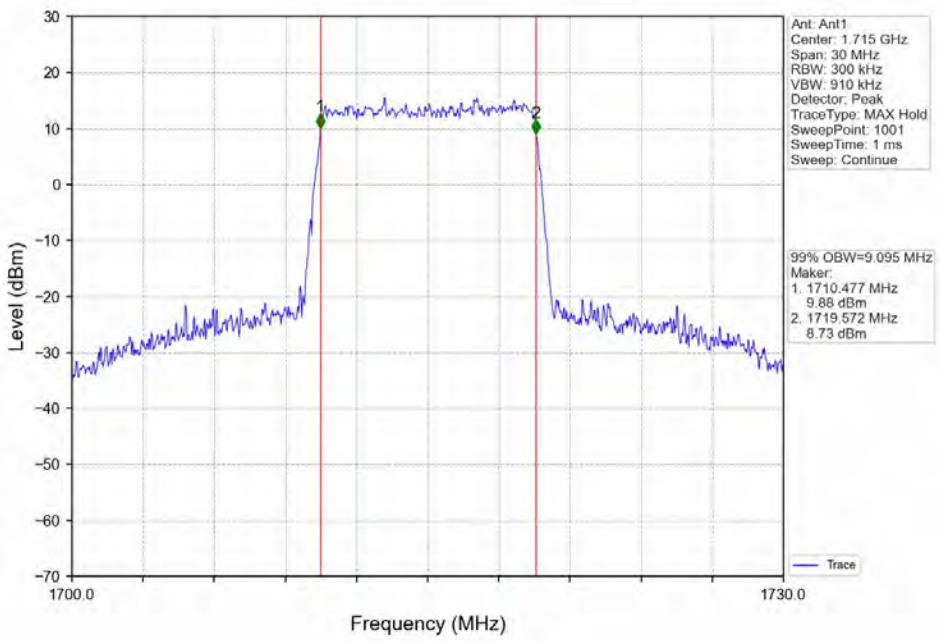

Band4_10MHz_64QAM_MCH_1732.5MHz_RB_50_0_NTNV

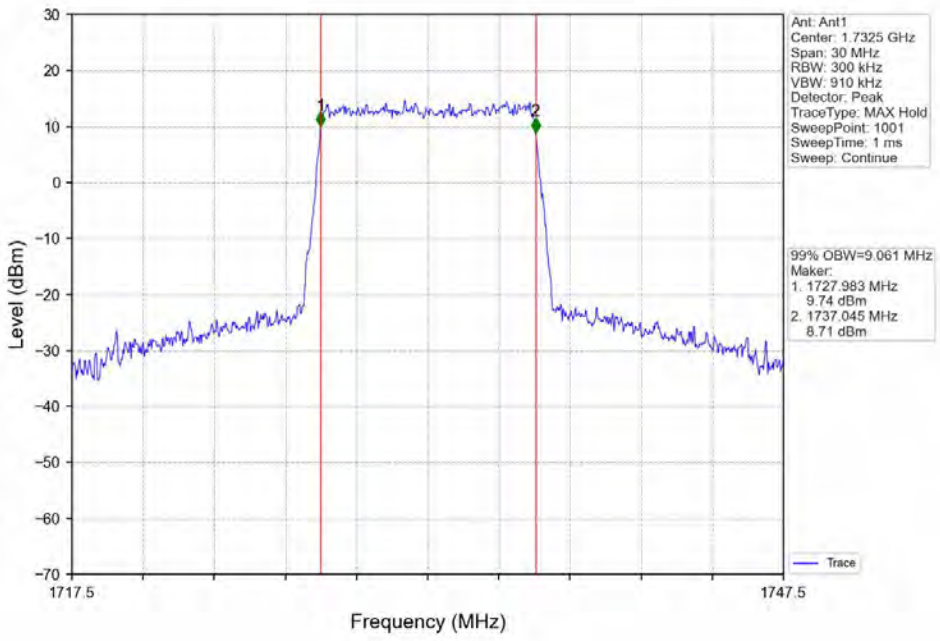

Band4_10MHz_64QAM_HCH_1750MHz_RB_50_0_NTNV

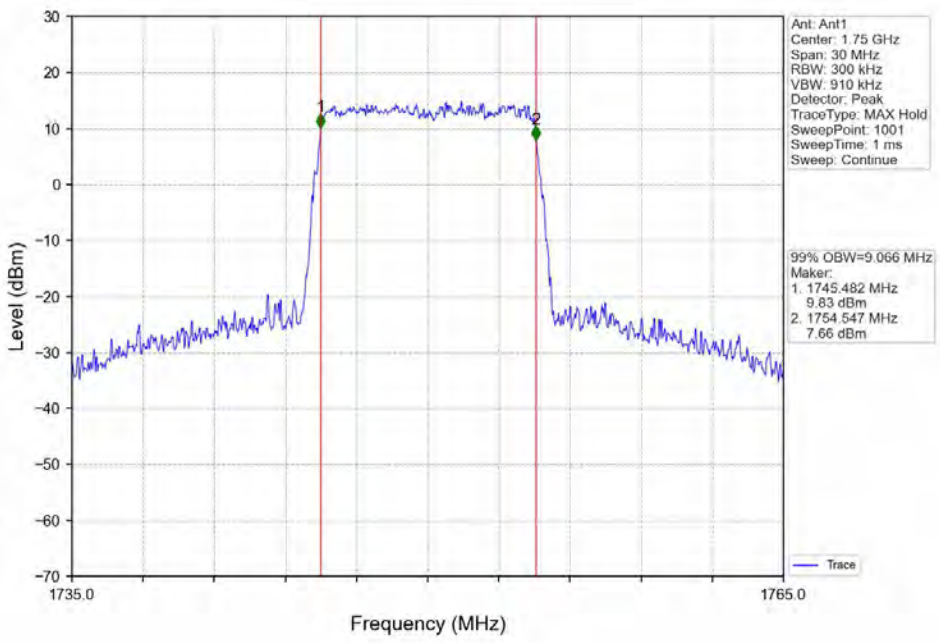

Band4_15MHz_QPSK_LCH_1717.5MHz_RB_75_0_NTNV

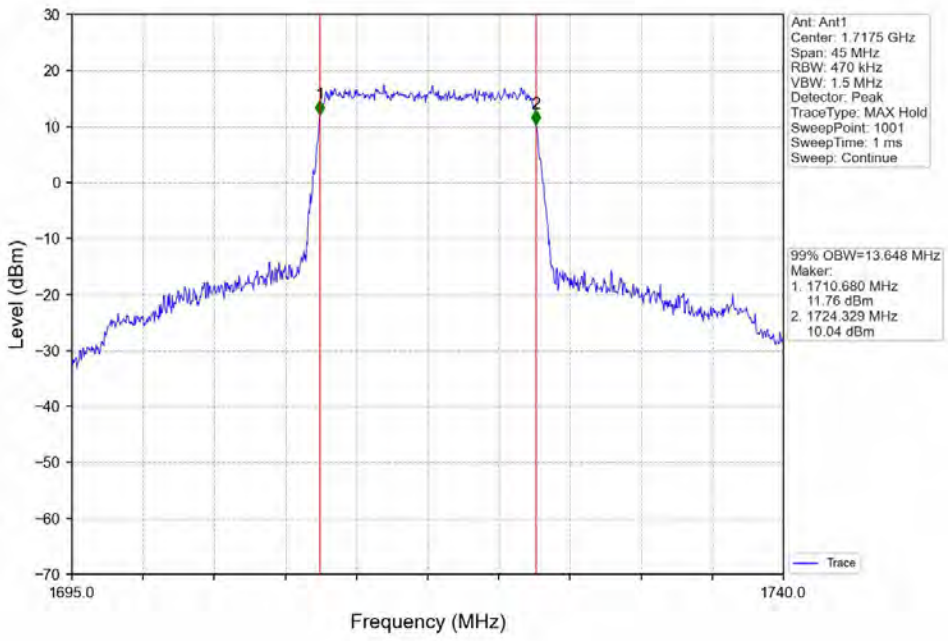

Band4_15MHz_QPSK_MCH_1732.5MHz_RB_75_0_NTNV

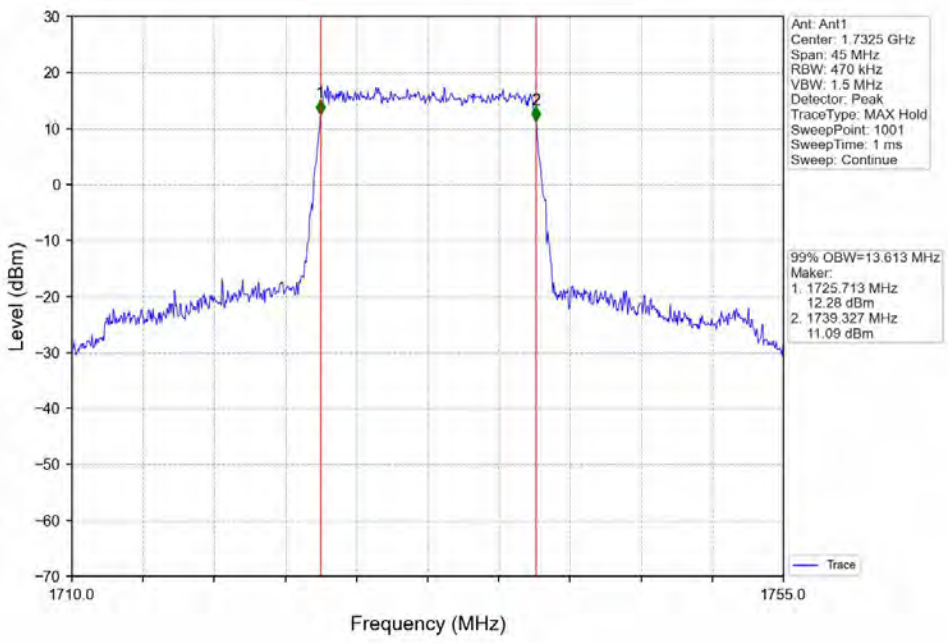

Band4_15MHz_QPSK_HCH_1747.5MHz_RB_75_0_NTNV

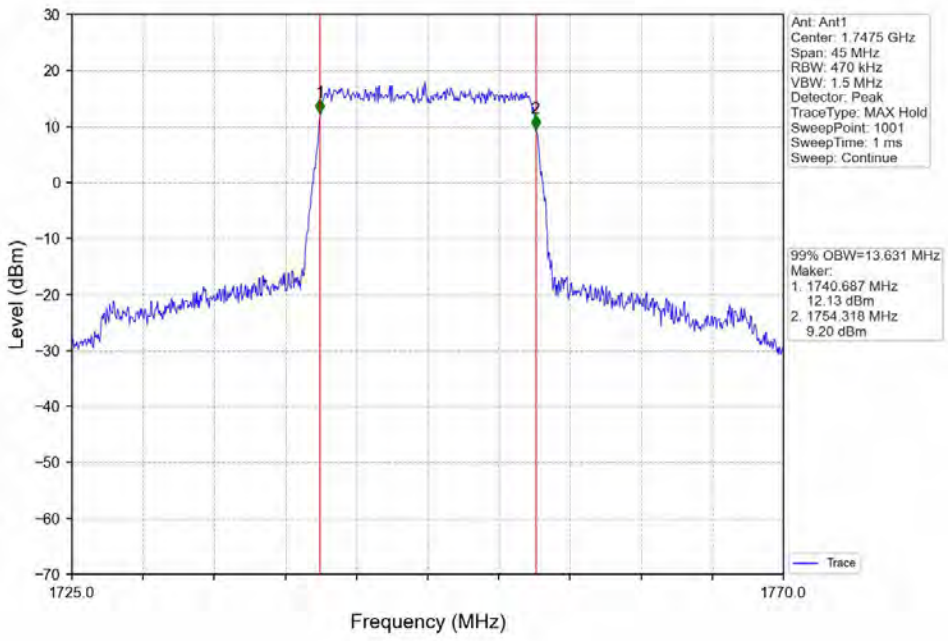

Band4_15MHz_16QAM_LCH_1717.5MHz_RB_75_0_NTNV

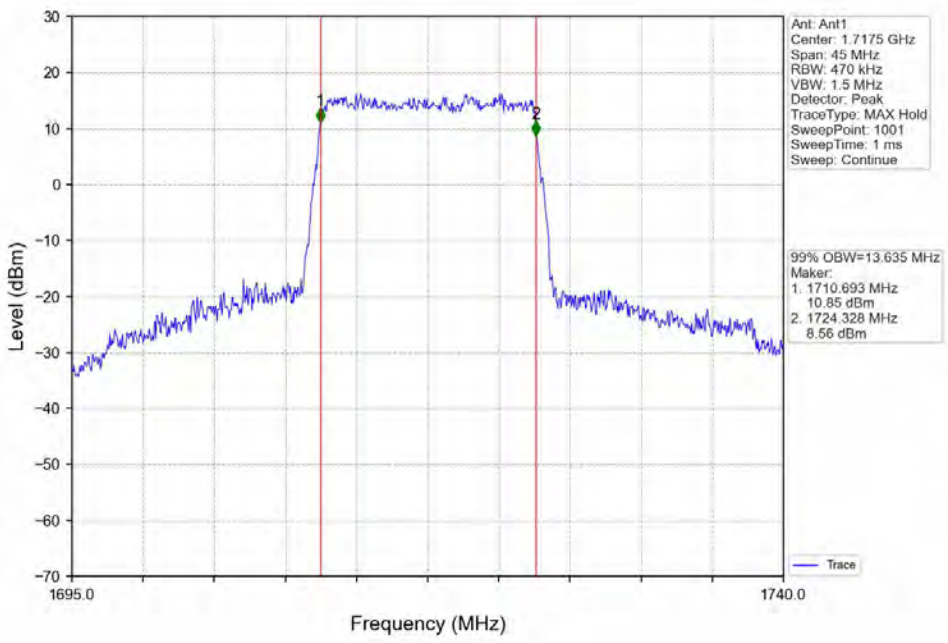

Band4_15MHz_16QAM_MCH_1732.5MHz_RB_75_0_NTNV

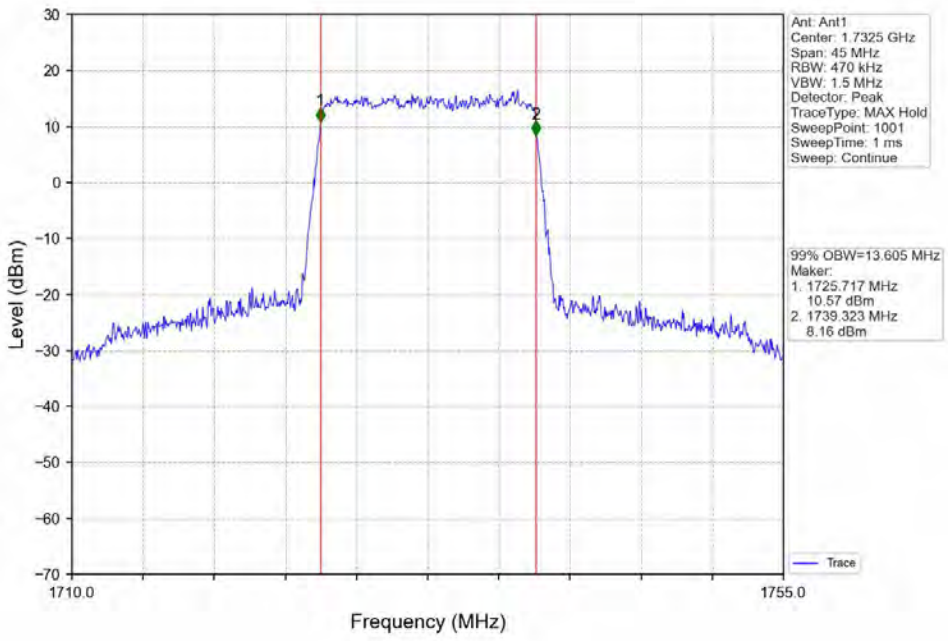

Band4_15MHz_16QAM_HCH_1747.5MHz_RB_75_0_NTNV

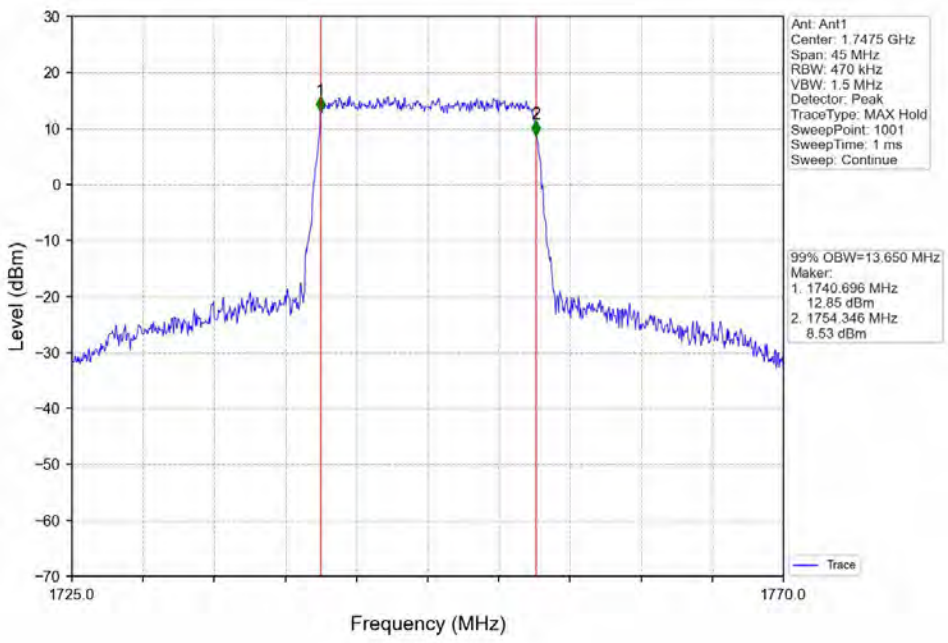

Band4_15MHz_64QAM_LCH_1717.5MHz_RB_75_0_NTNV

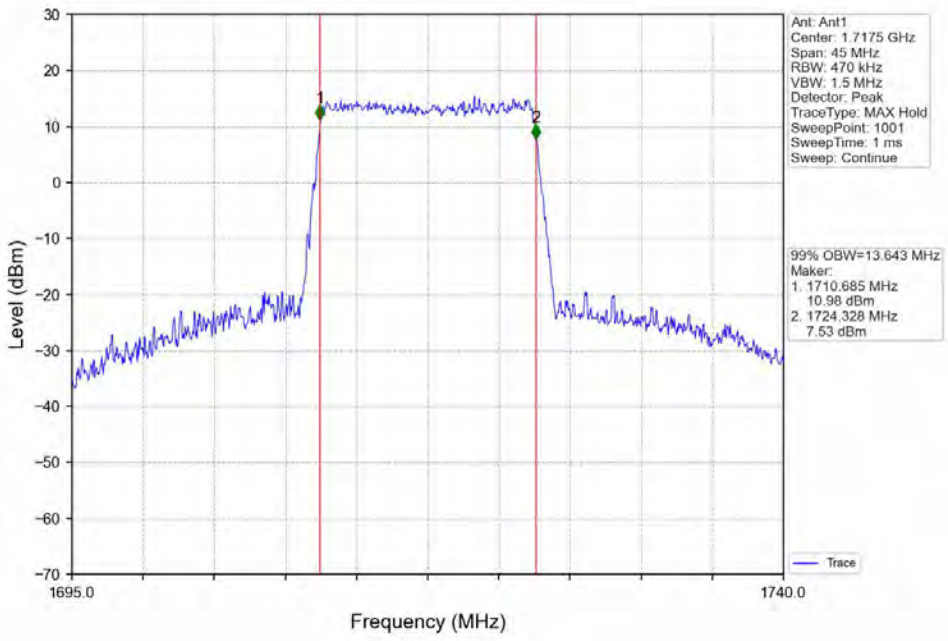

Band4_15MHz_64QAM_MCH_1732.5MHz_RB_75_0_NTNV

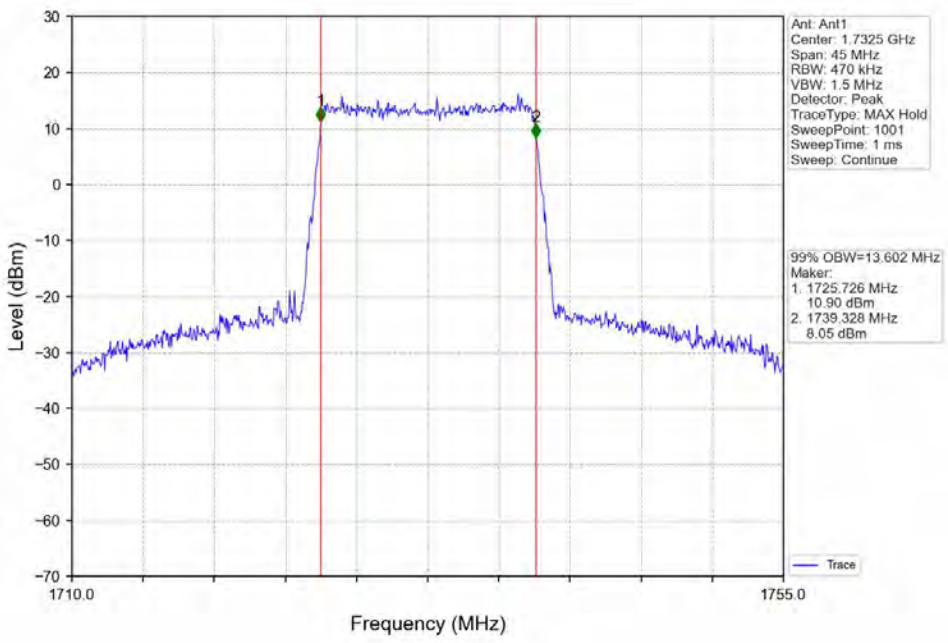

Band4_15MHz_64QAM_HCH_1747.5MHz_RB_75_0_NTNV

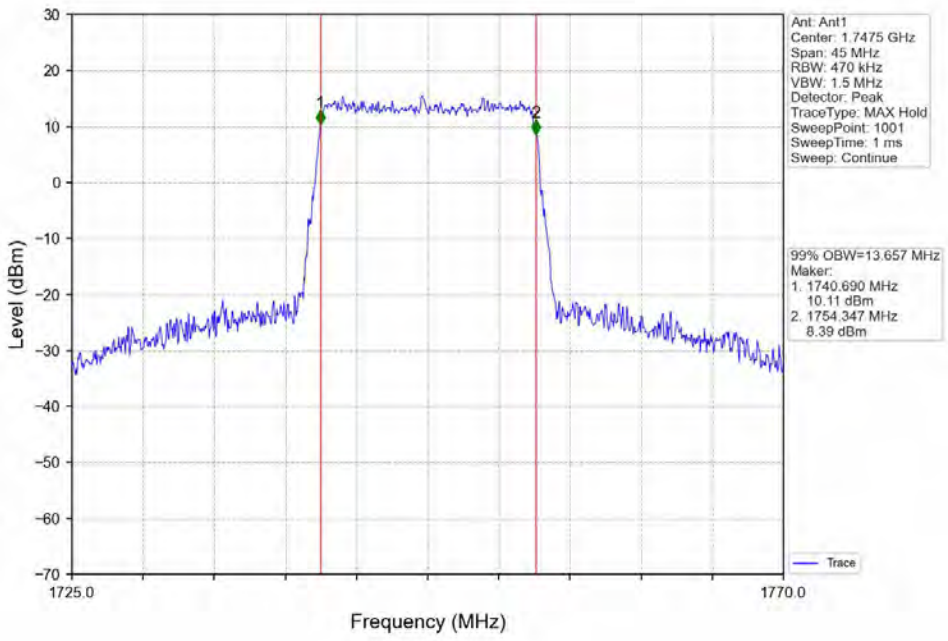

Band4_20MHz_QPSK_LCH_1720MHz_RB_100_0_NTNV

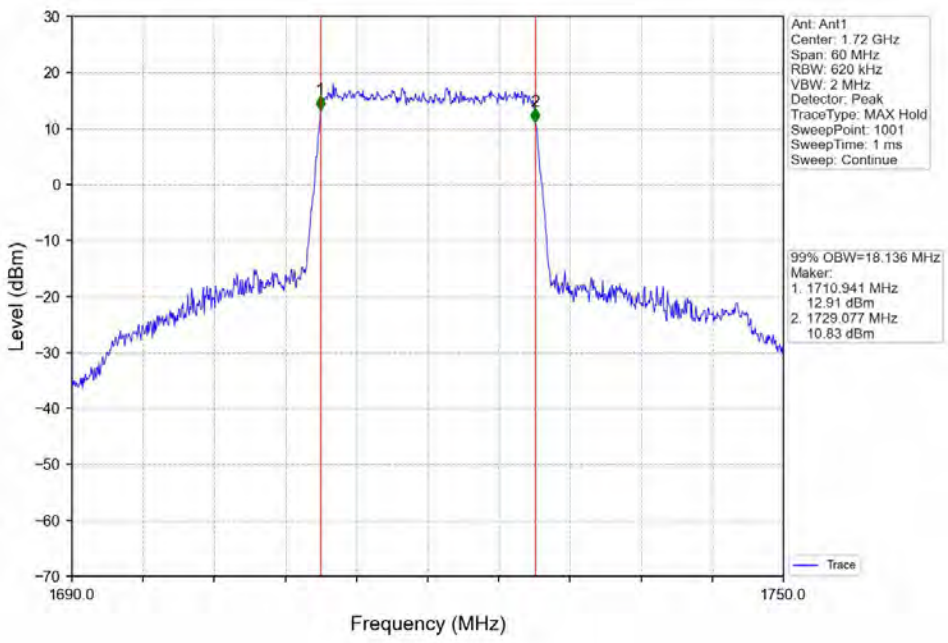

Band4_20MHz_QPSK_MCH_1732.5MHz_RB_100_0_NTNV

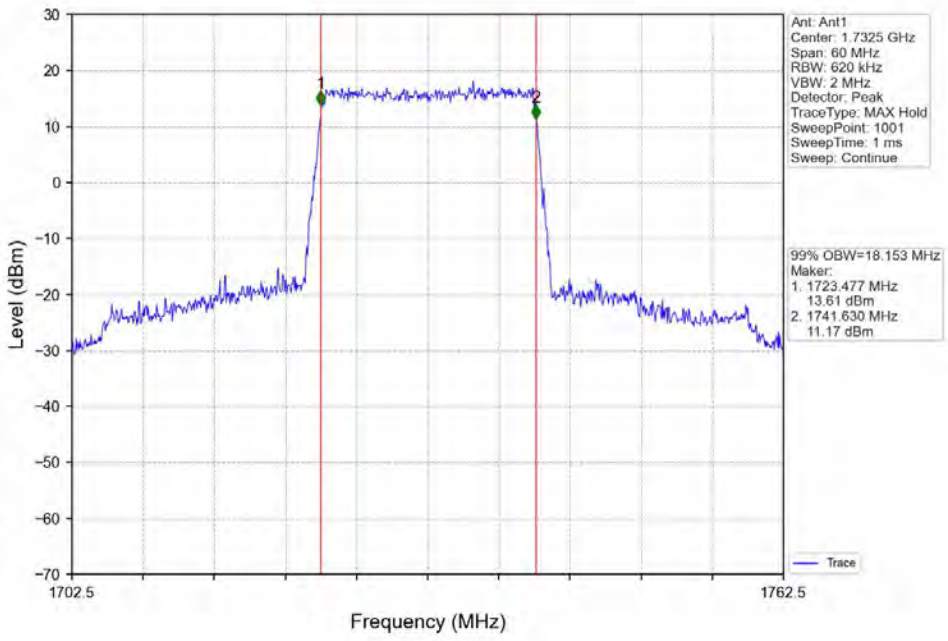

Band4_20MHz_QPSK_HCH_1745MHz_RB_100_0_NTNV

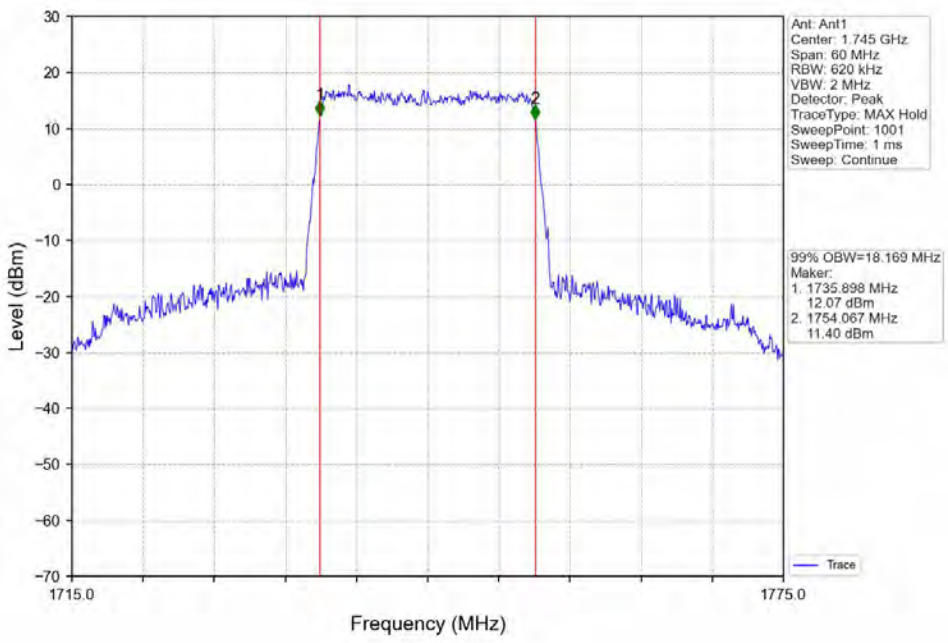

Band4_20MHz_16QAM_LCH_1720MHz_RB_100_0_NTNV

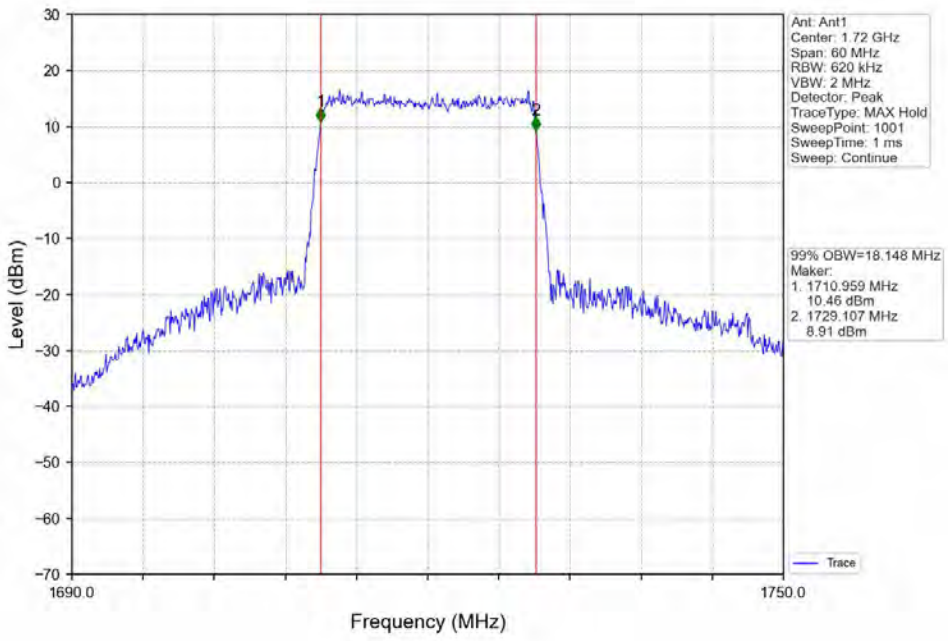

Band4_20MHz_16QAM_MCH_1732.5MHz_RB_100_0_NTNV

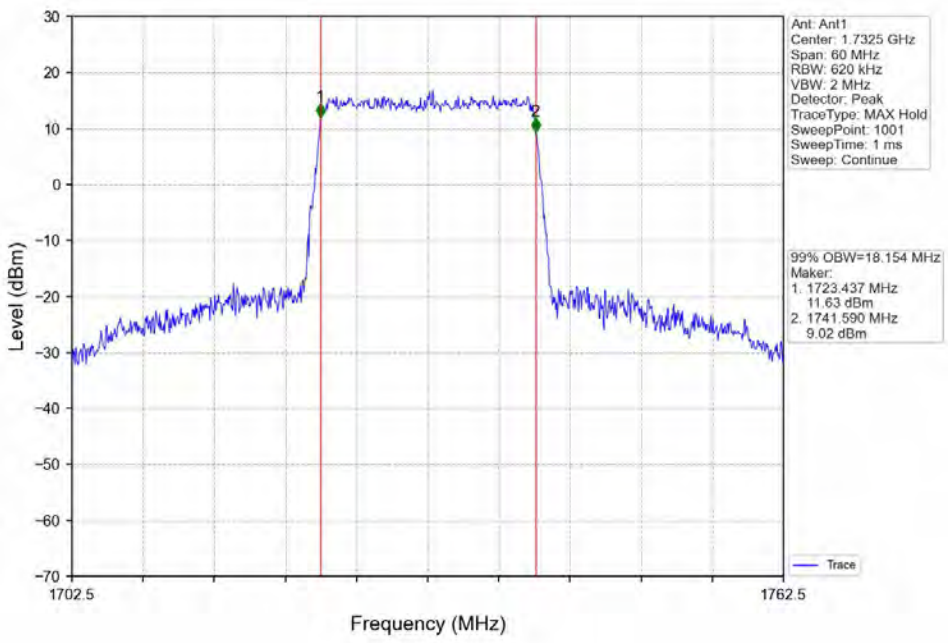

Band4_20MHz_16QAM_HCH_1745MHz_RB_100_0_NTNV

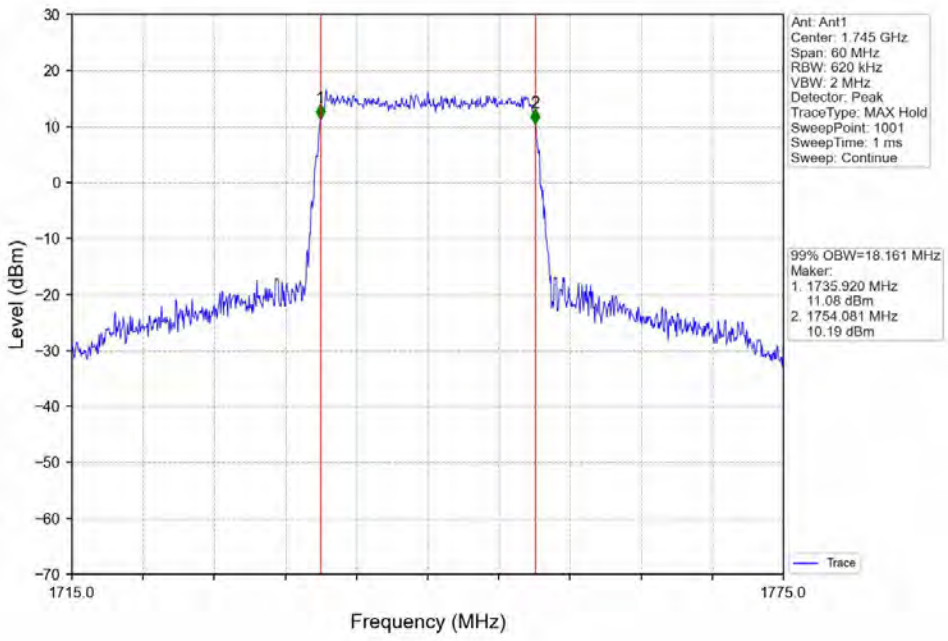

Band4_20MHz_64QAM_LCH_1720MHz_RB_100_0_NTNV

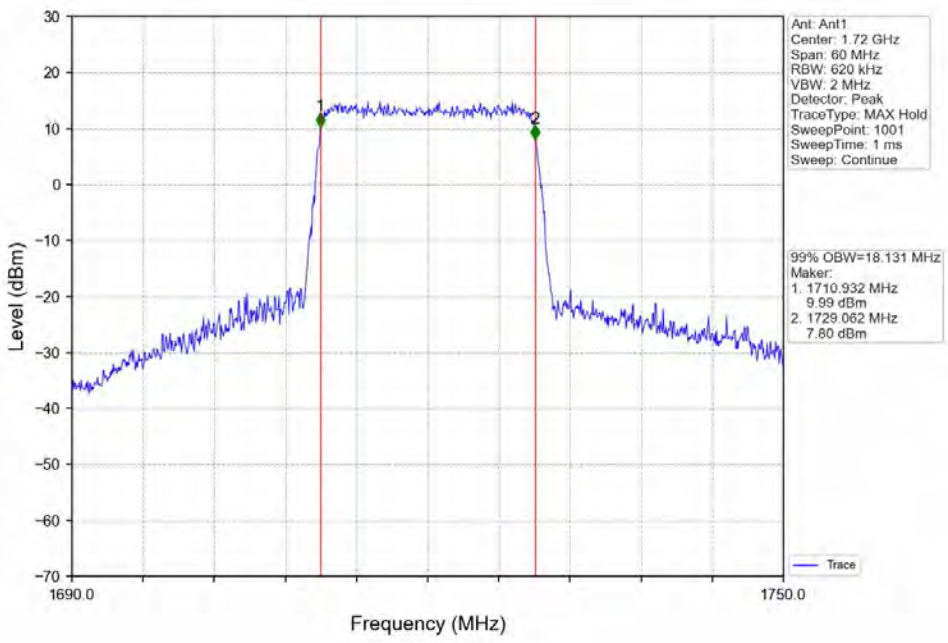

Band4_20MHz_64QAM_MCH_1732.5MHz_RB_100_0_NTNV

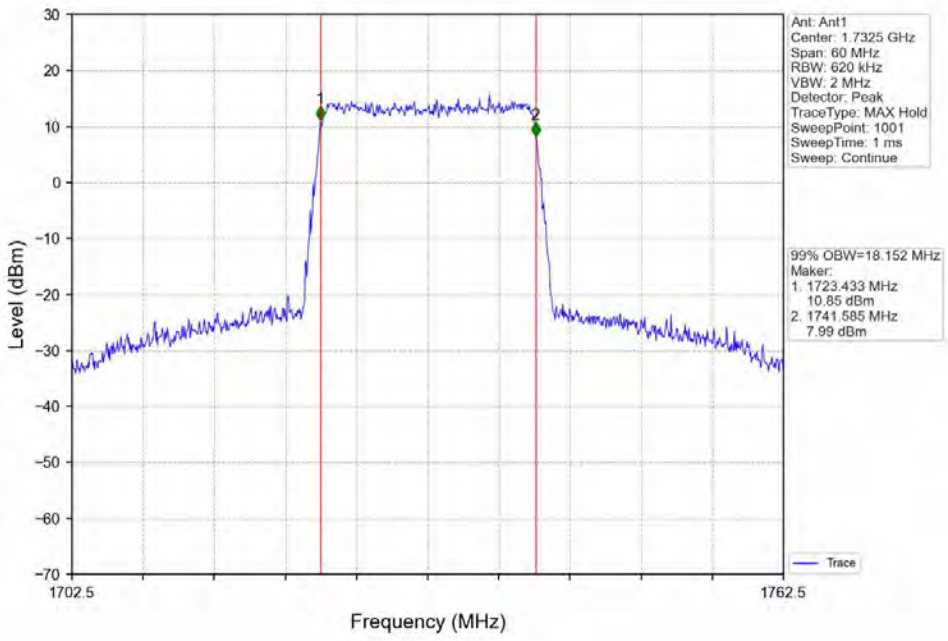

Band4_20MHz_64QAM_HCH_1745MHz_RB_100_0_NTNV

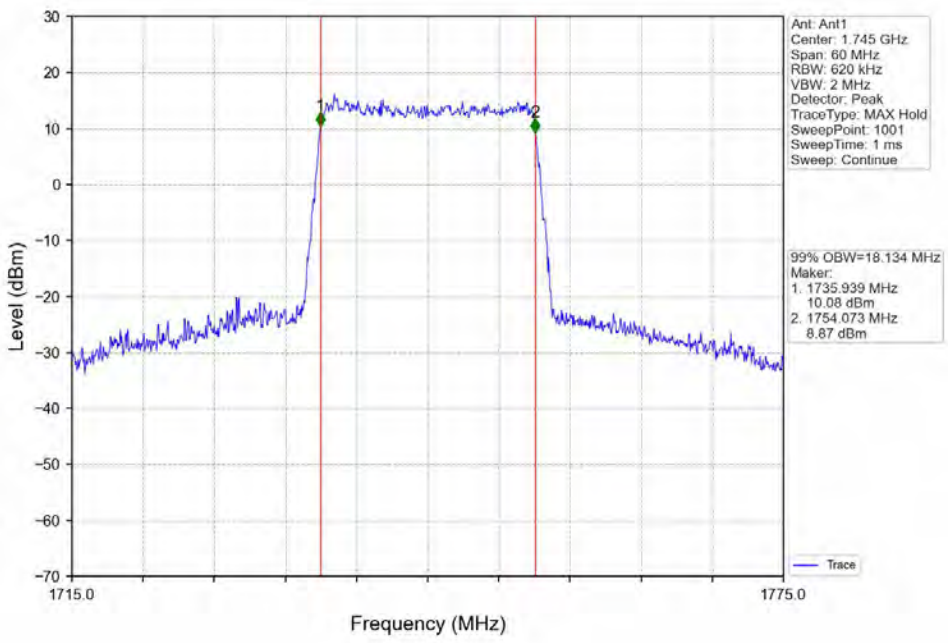

26DB_OBW TEST RESULT

Band: 4 / NTNV						
Bandwidth (MHz)	Modulation	Frequency (MHz)	RB Allocation		26dB Bandwidth (MHz)	Verdict
			Size	Offset	Result	
1.4	QPSK	1710.7	6	0	1.274	Pass
		1732.5	6	0	1.270	Pass
		1754.3	6	0	1.280	Pass
	16QAM	1710.7	6	0	1.272	Pass
		1732.5	6	0	1.263	Pass
		1754.3	6	0	1.275	Pass
	64QAM	1710.7	6	0	1.276	Pass
		1732.5	6	0	1.272	Pass
		1754.3	6	0	1.268	Pass
3	QPSK	1711.5	15	0	3.103	Pass
		1732.5	15	0	3.123	Pass
		1753.5	15	0	3.090	Pass
	16QAM	1711.5	15	0	3.120	Pass
		1732.5	15	0	3.085	Pass
		1753.5	15	0	3.127	Pass
	64QAM	1711.5	15	0	3.105	Pass
		1732.5	15	0	3.095	Pass
		1753.5	15	0	3.116	Pass
5	QPSK	1712.5	25	0	5.053	Pass
		1732.5	25	0	5.068	Pass
		1752.5	25	0	5.044	Pass
	16QAM	1712.5	25	0	5.049	Pass
		1732.5	25	0	5.059	Pass
		1752.5	25	0	5.068	Pass
	64QAM	1712.5	25	0	5.075	Pass
		1732.5	25	0	5.084	Pass
		1752.5	25	0	5.044	Pass
10	QPSK	1715	50	0	10.101	Pass
		1732.5	50	0	10.086	Pass
		1750	50	0	10.007	Pass
	16QAM	1715	50	0	10.094	Pass
		1732.5	50	0	10.048	Pass
		1750	50	0	10.122	Pass
	64QAM	1715	50	0	10.068	Pass
		1732.5	50	0	9.990	Pass
		1750	50	0	10.041	Pass
15	QPSK	1717.5	75	0	15.210	Pass
		1732.5	75	0	15.012	Pass
		1747.5	75	0	15.095	Pass
	16QAM	1717.5	75	0	15.163	Pass
		1732.5	75	0	15.203	Pass
		1747.5	75	0	15.080	Pass
	64QAM	1717.5	75	0	15.275	Pass
		1732.5	75	0	15.023	Pass
		1747.5	75	0	15.191	Pass
20	QPSK	1720	100	0	19.902	Pass
		1732.5	100	0	19.999	Pass
		1745	100	0	20.187	Pass
	16QAM	1720	100	0	20.010	Pass
		1732.5	100	0	20.120	Pass
		1745	100	0	19.928	Pass
	64QAM	1720	100	0	20.014	Pass
		1732.5	100	0	20.023	Pass
		1745	100	0	19.855	Pass

TEST GRAPH

Band4_1.4MHz_QPSK_LCH_1710.7MHz_RB_6_0_NTNV

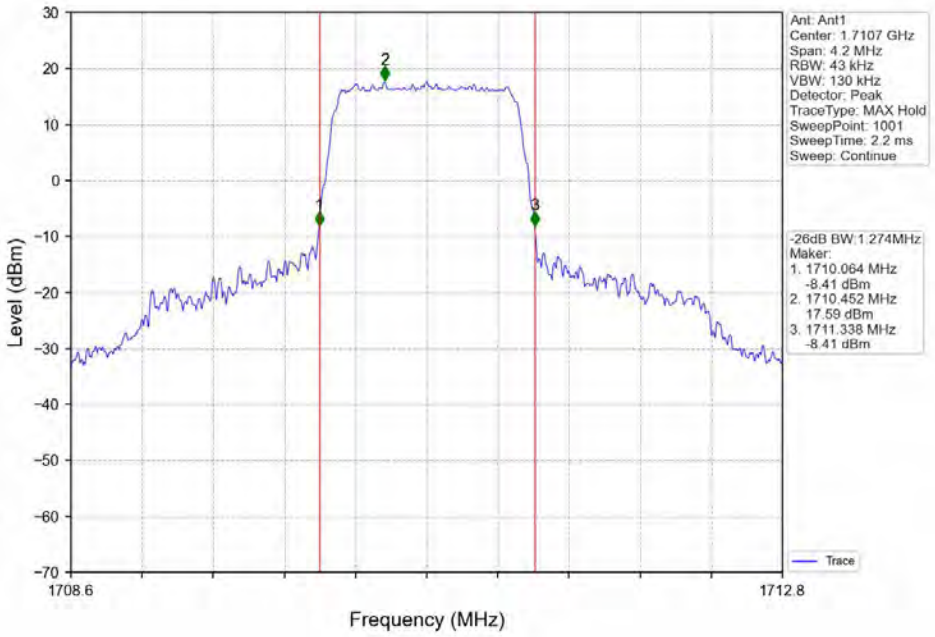

Band4_1.4MHz_QPSK_MCH_1732.5MHz_RB_6_0_NTNV

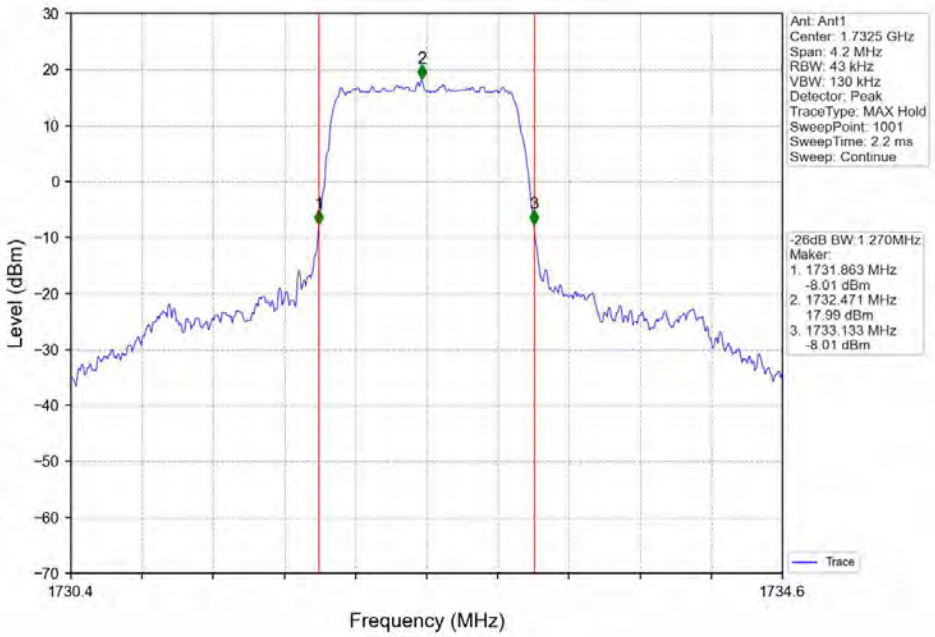

Band4_1.4MHz_QPSK_HCH_1754.3MHz_RB_6_0_NTNV

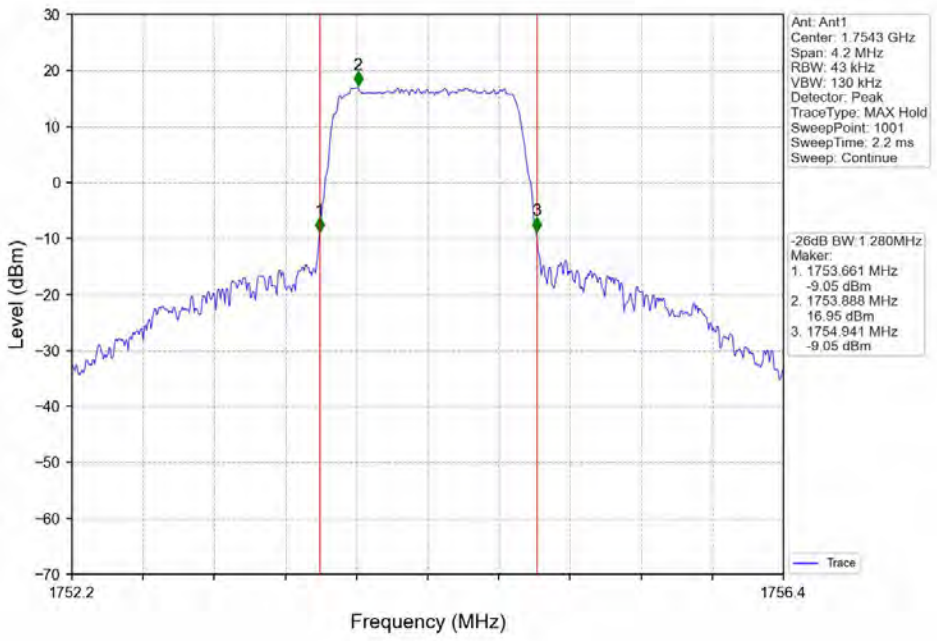

Band4_1.4MHz_16QAM_LCH_1710.7MHz_RB_6_0_NTNV

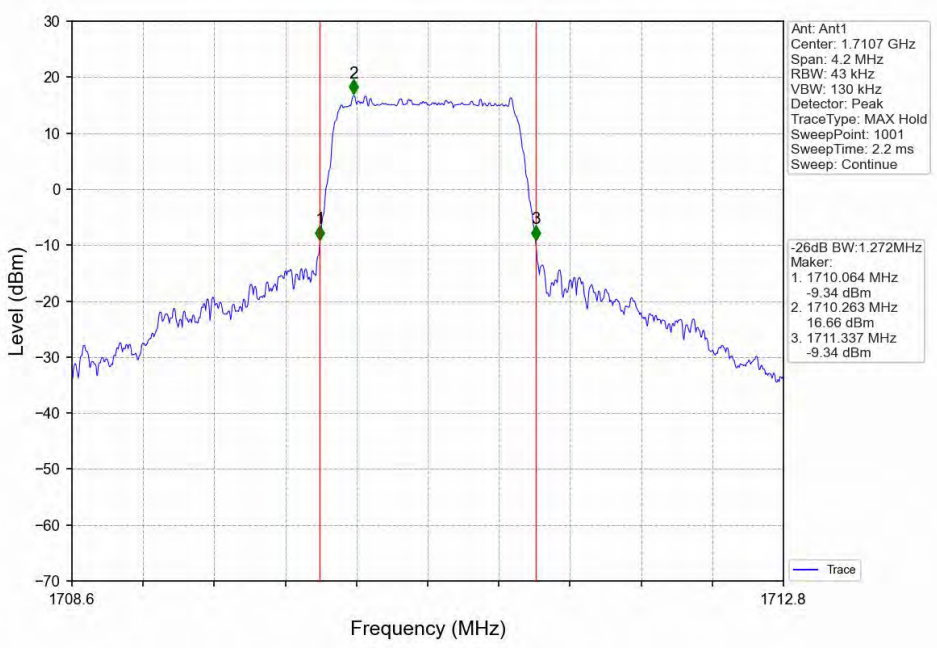

Band4_1.4MHz_16QAM_MCH_1732.5MHz_RB_6_0_NTNV

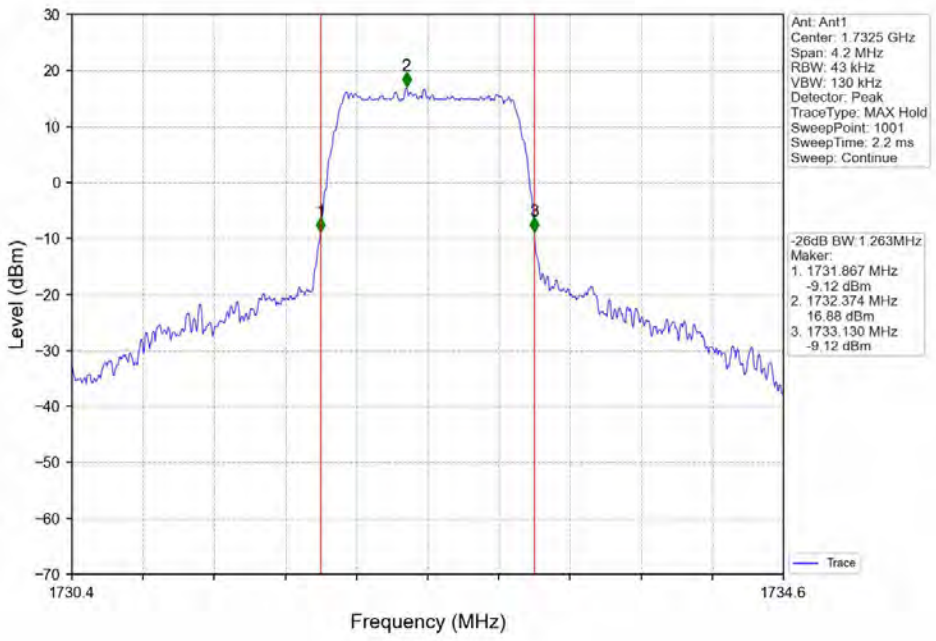

Band4_1.4MHz_16QAM_HCH_1754.3MHz_RB_6_0_NTNV

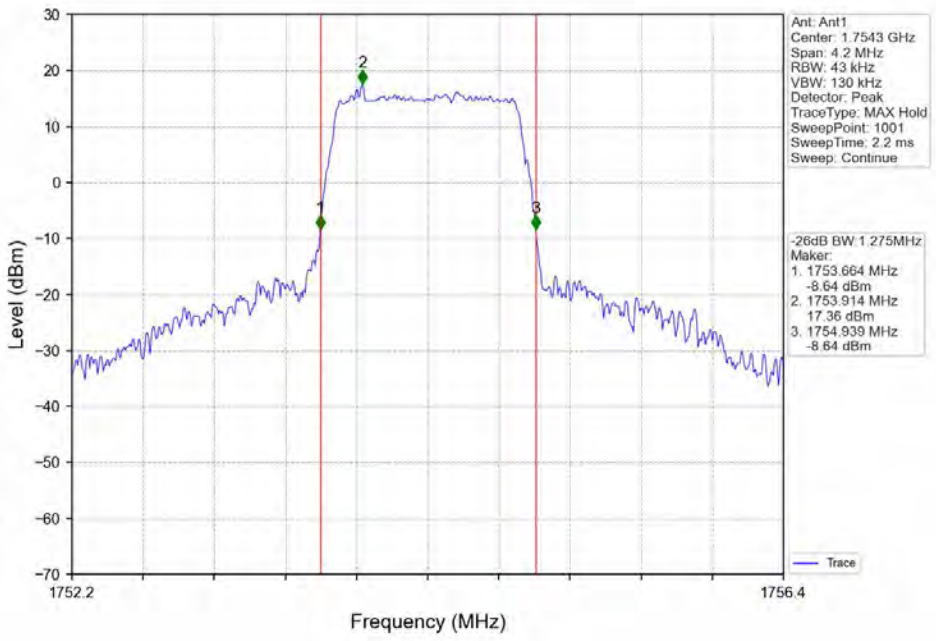

Band4_1.4MHz_64QAM_LCH_1710.7MHz_RB_6_0_NTNV

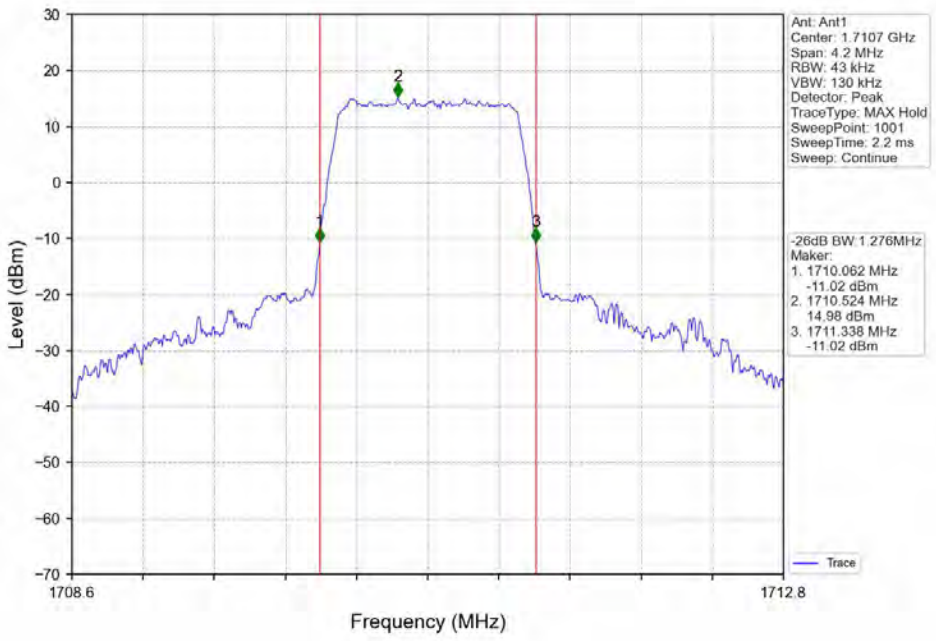

Band4_1.4MHz_64QAM_MCH_1732.5MHz_RB_6_0_NTNV

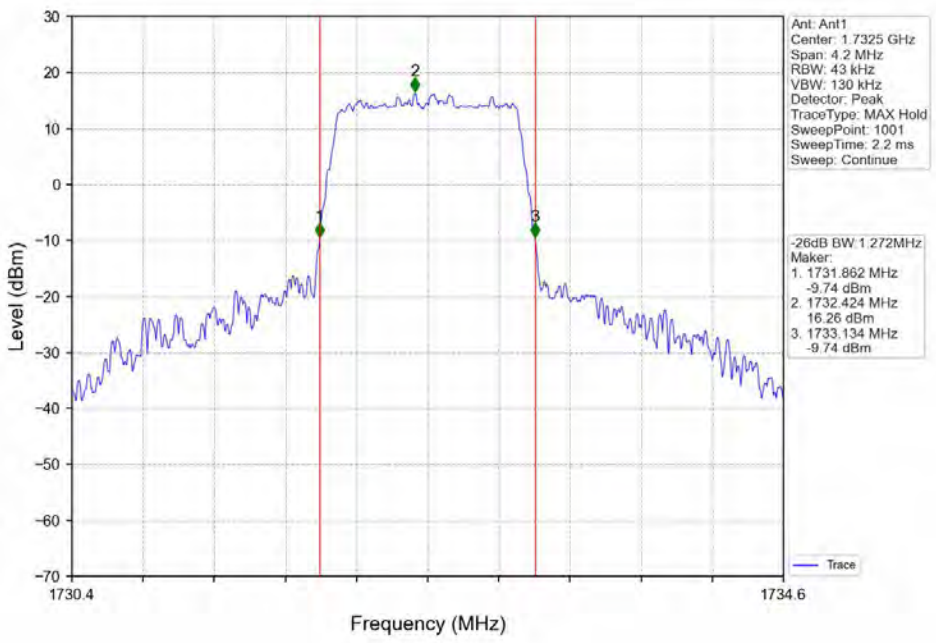

Band4_1.4MHz_64QAM_HCH_1754.3MHz_RB_6_0_NTNV

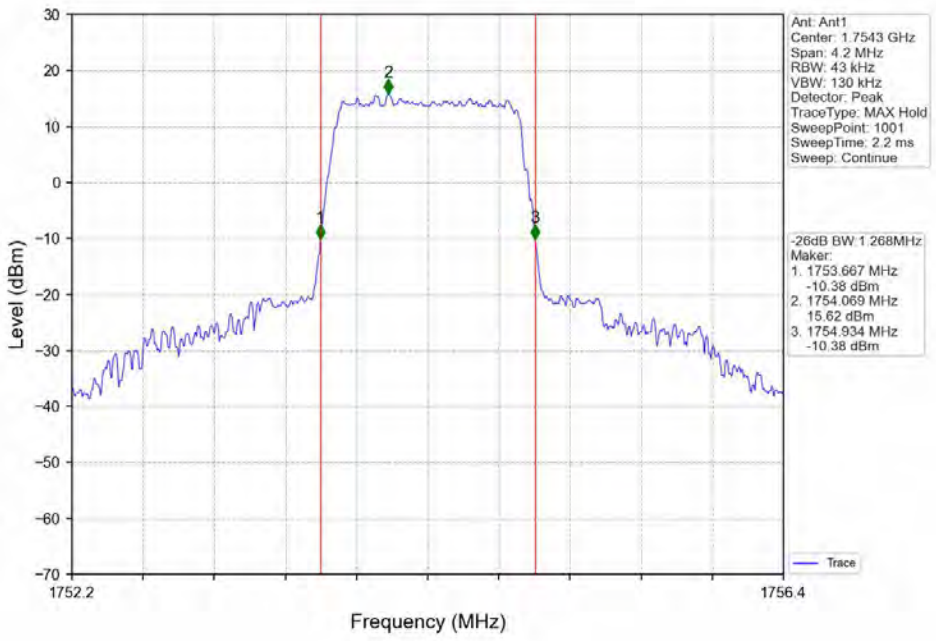

Band4_3MHz_QPSK_LCH_1711.5MHz_RB_15_0_NTNV

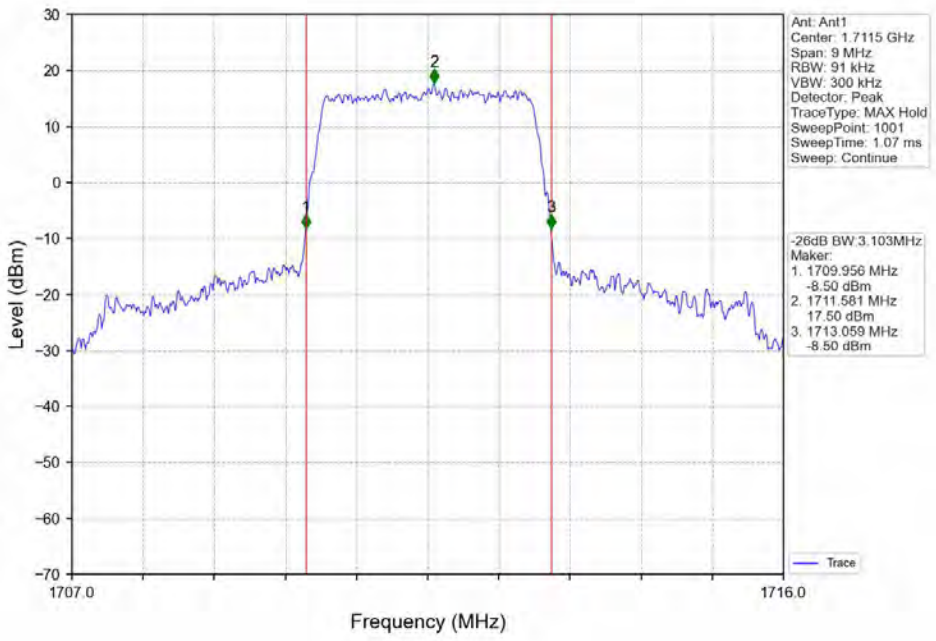

Band4_3MHz_QPSK_MCH_1732.5MHz_RB_15_0_NTNV

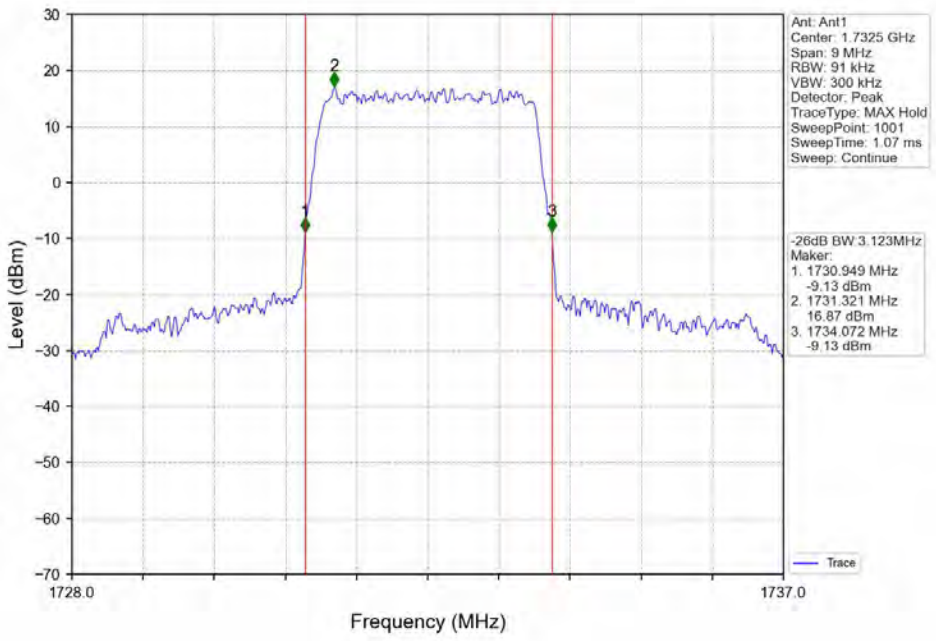

Band4_3MHz_QPSK_HCH_1753.5MHz_RB_15_0_NTNV

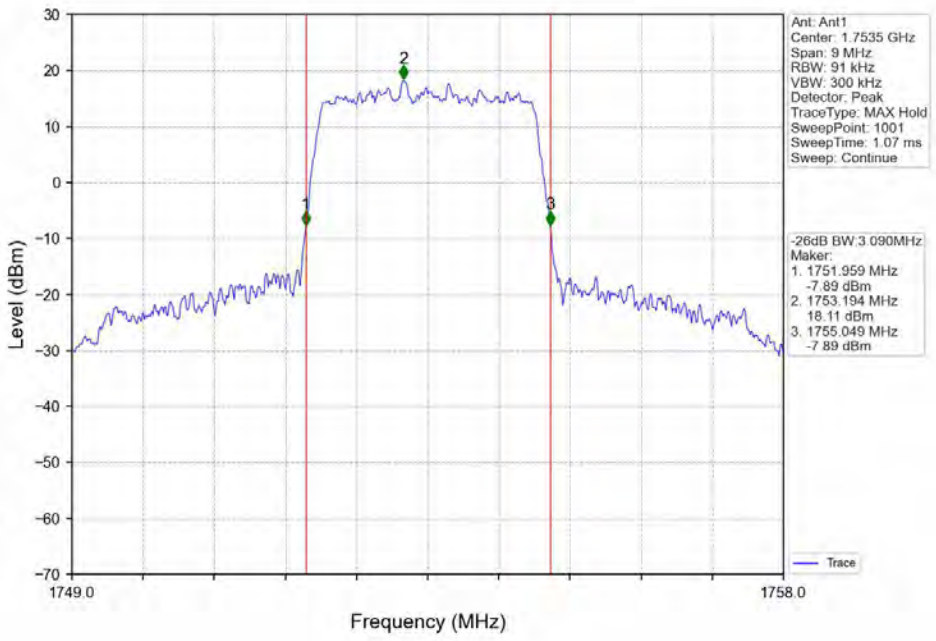

Band4_3MHz_16QAM_LCH_1711.5MHz_RB_15_0_NTNV

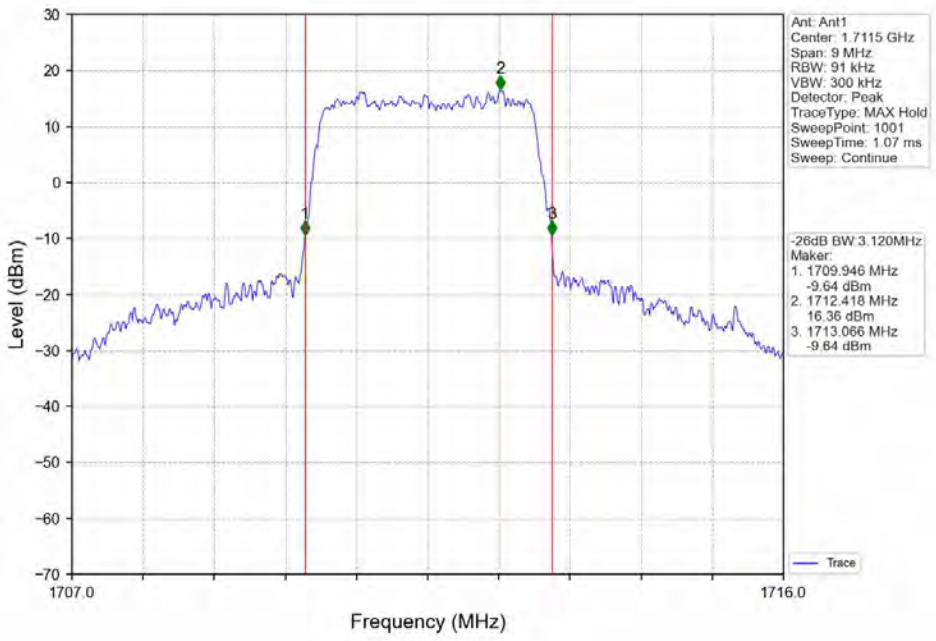

Band4_3MHz_16QAM_MCH_1732.5MHz_RB_15_0_NTNV

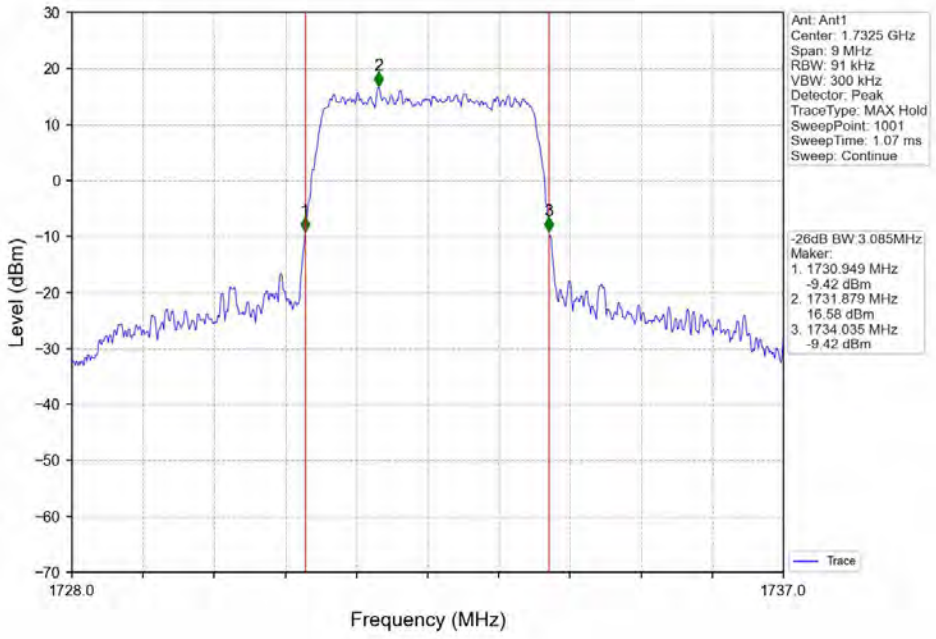

Band4_3MHz_16QAM_HCH_1753.5MHz_RB_15_0_NTNV

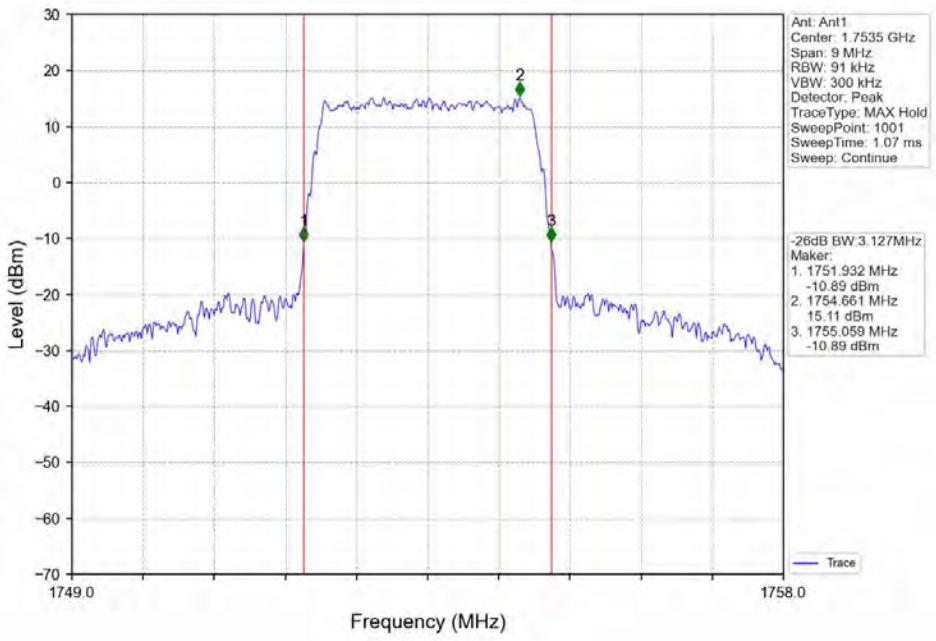

Band4_3MHz_64QAM_LCH_1711.5MHz_RB_15_0_NTNV

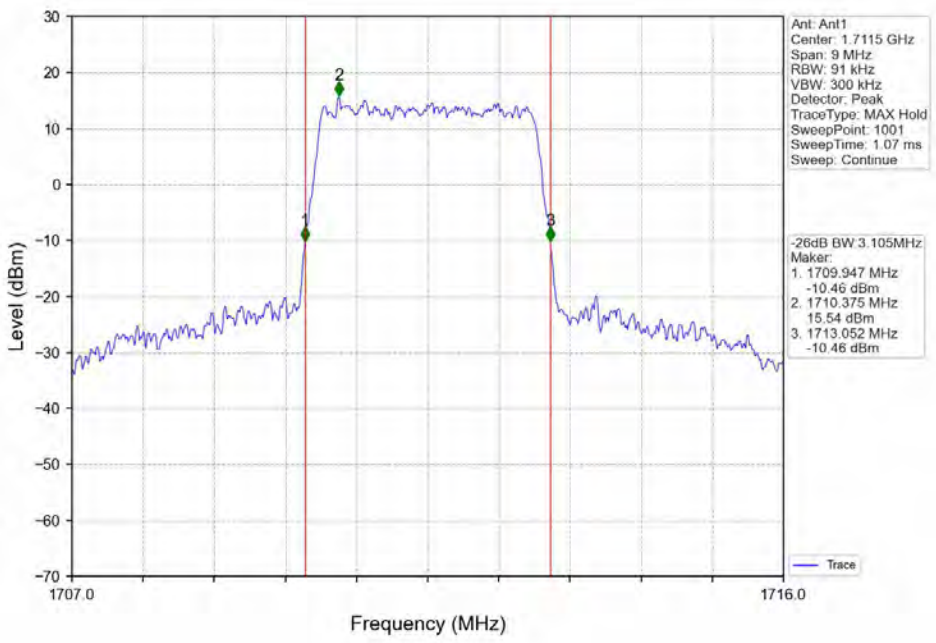

Band4_3MHz_64QAM_MCH_1732.5MHz_RB_15_0_NTNV

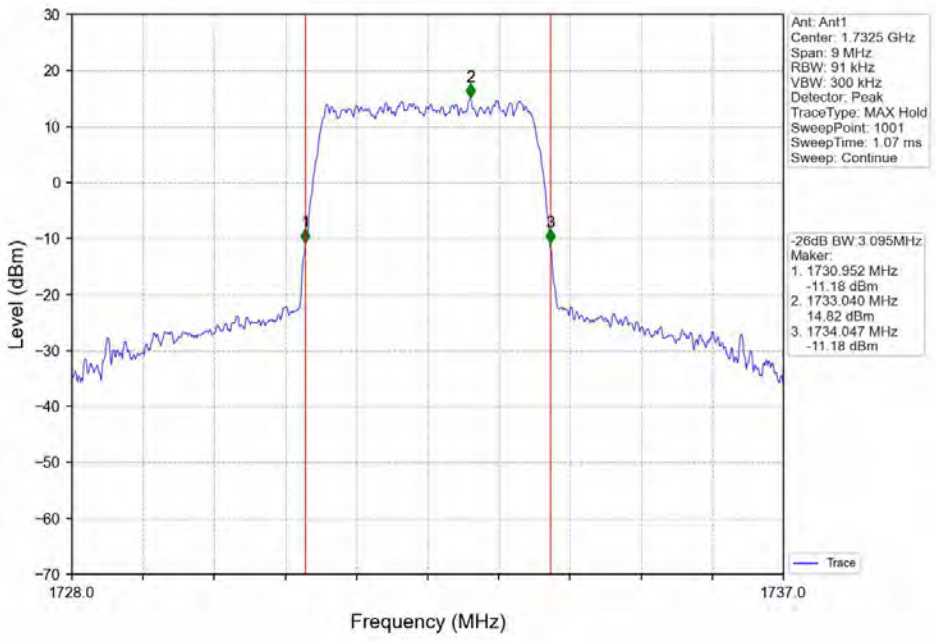

Band4_3MHz_64QAM_HCH_1753.5MHz_RB_15_0_NTNV

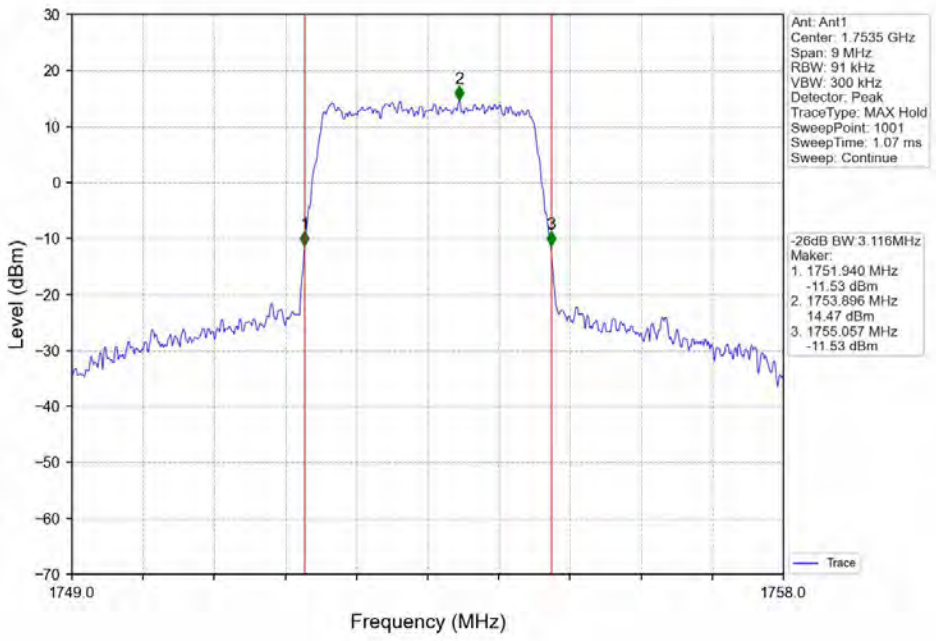

Band4_5MHz_QPSK_LCH_1712.5MHz_RB_25_0_NTNV

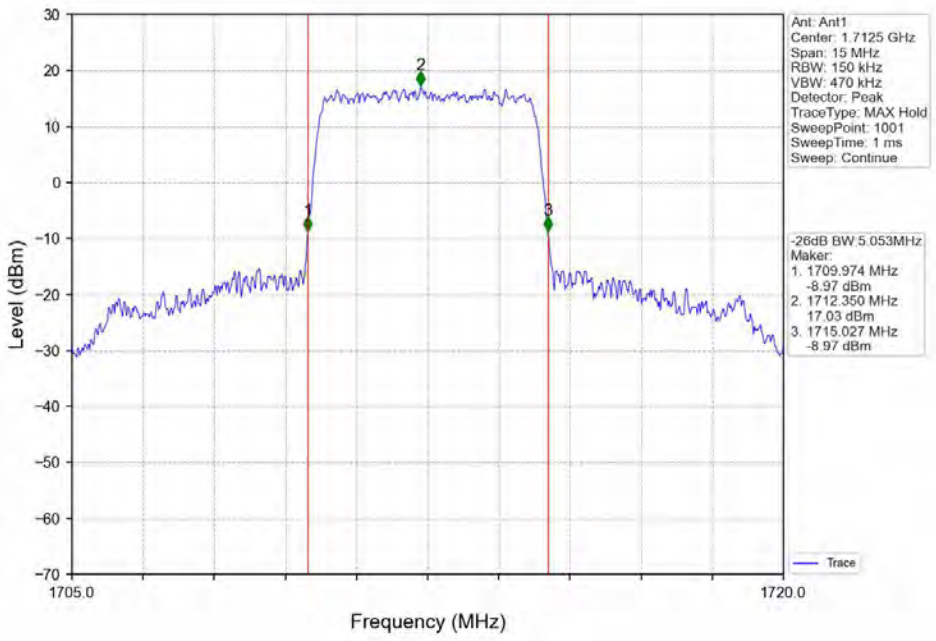

Band4_5MHz_QPSK_MCH_1732.5MHz_RB_25_0_NTNV

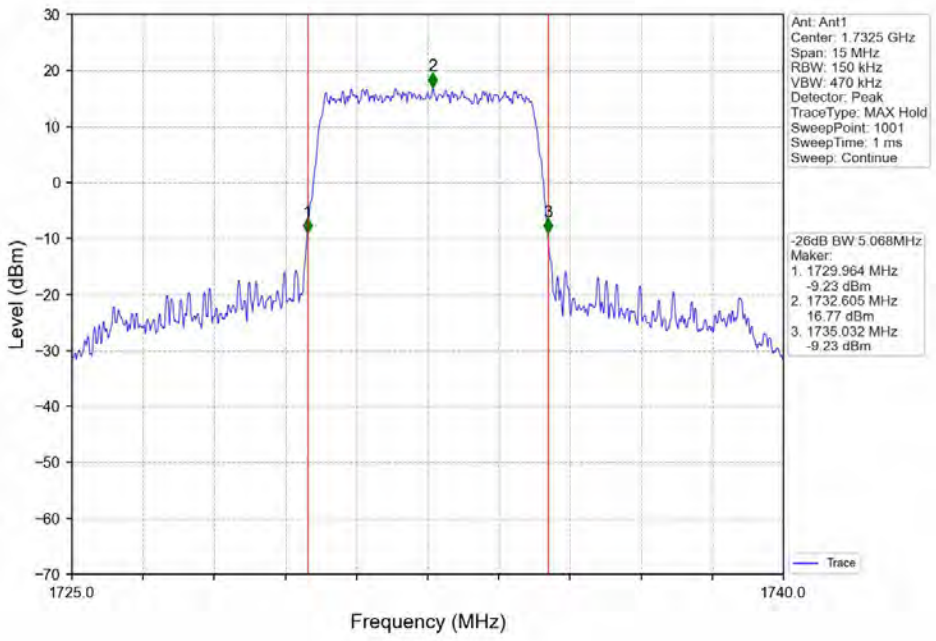

Band4_5MHz_QPSK_HCH_1752.5MHz_RB_25_0_NTNV

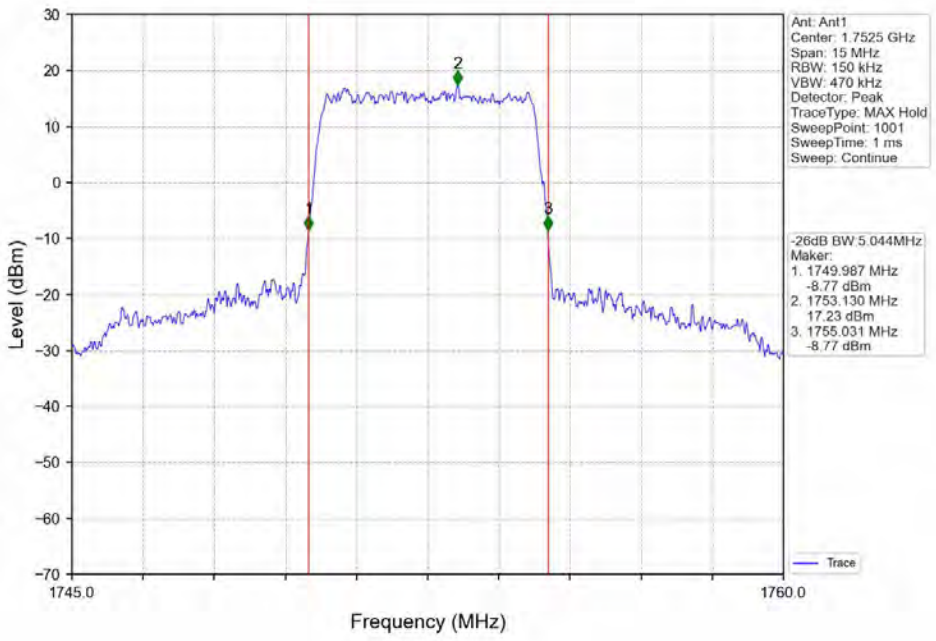

Band4_5MHz_16QAM_LCH_1712.5MHz_RB_25_0_NTNV

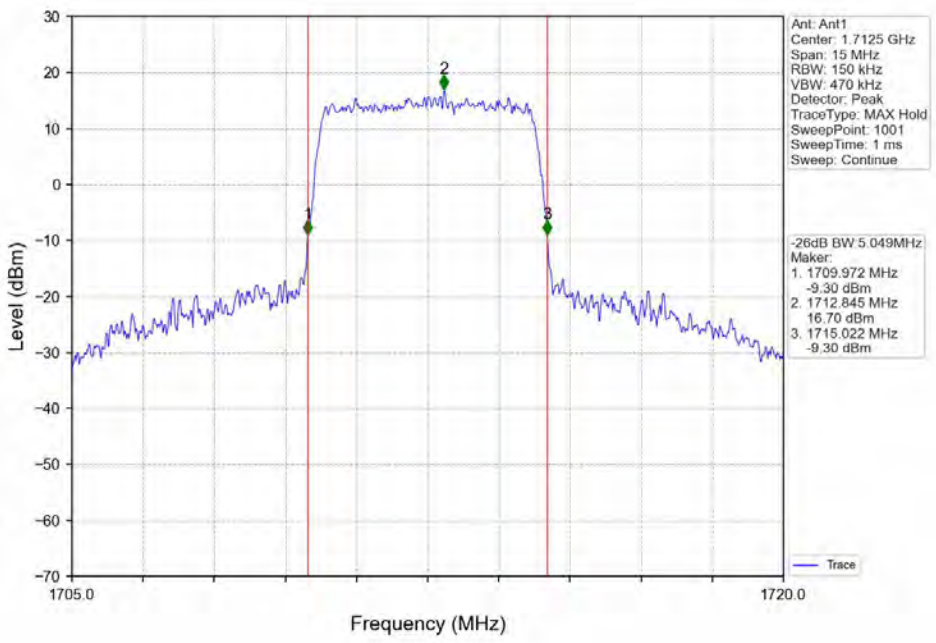

Band4_5MHz_16QAM_MCH_1732.5MHz_RB_25_0_NTNV

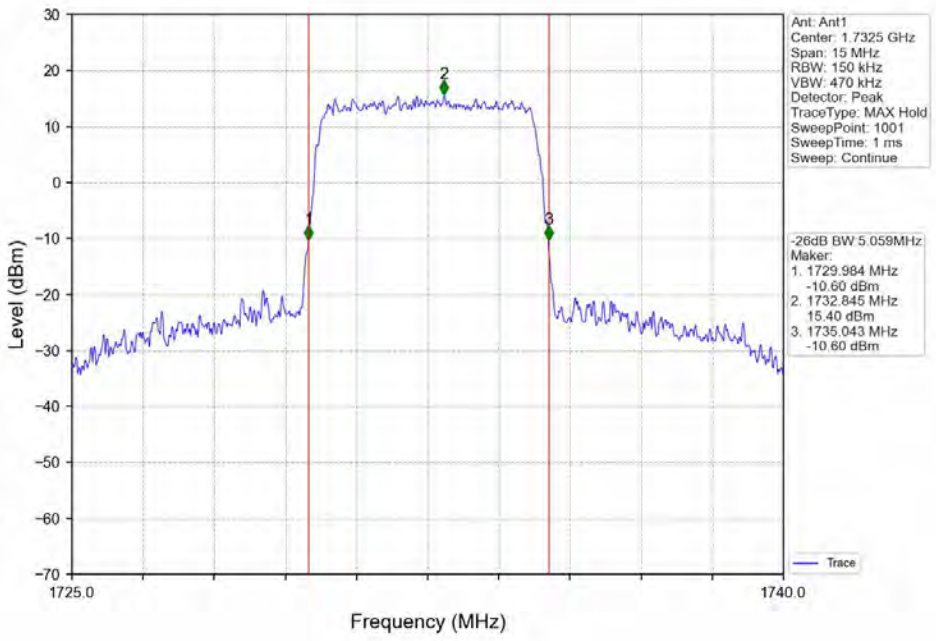

Band4_5MHz_16QAM_HCH_1752.5MHz_RB_25_0_NTNV

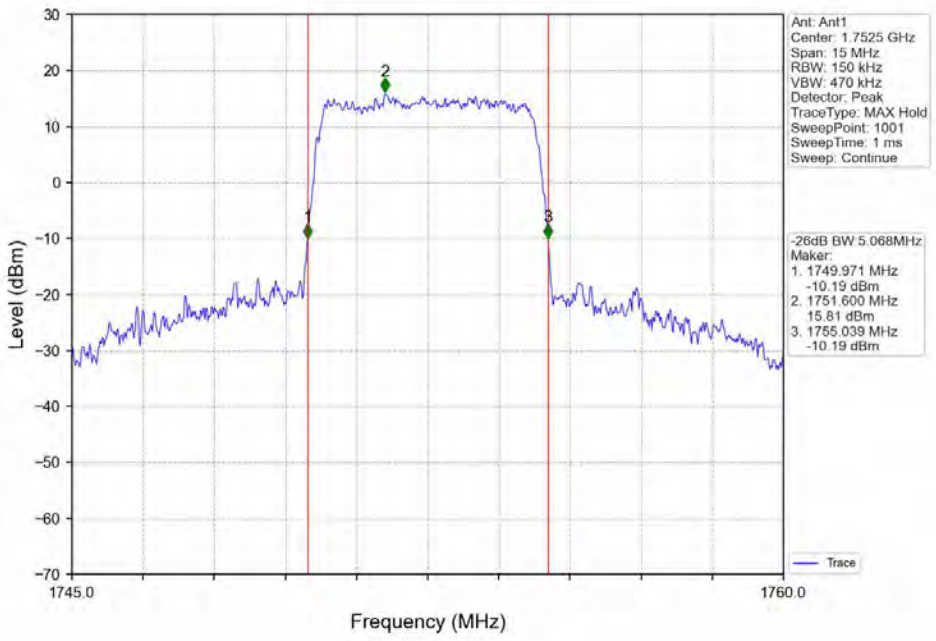

Band4_5MHz_64QAM_LCH_1712.5MHz_RB_25_0_NTNV

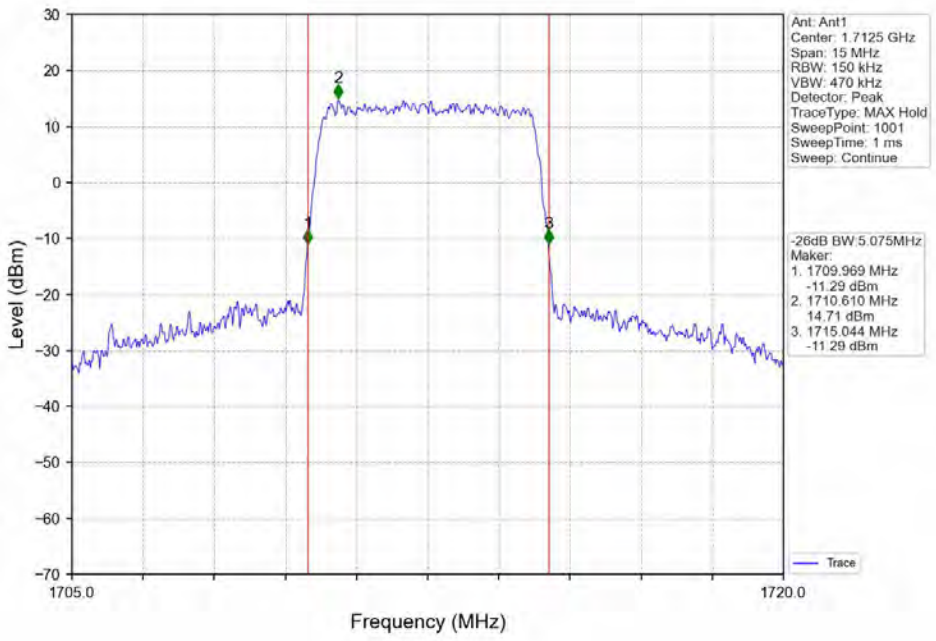

Band4_5MHz_64QAM_MCH_1732.5MHz_RB_25_0_NTNV

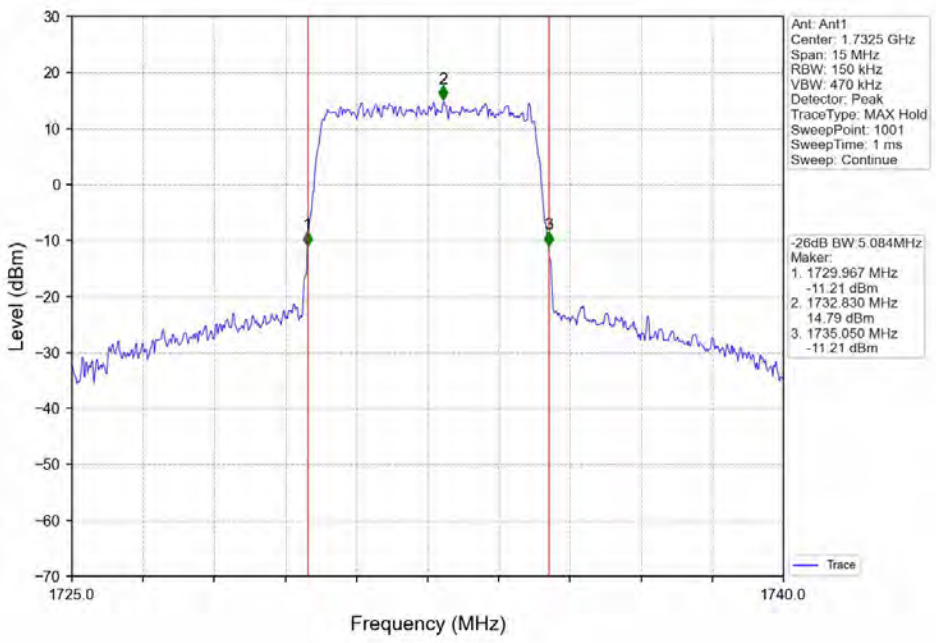

Band4_5MHz_64QAM_HCH_1752.5MHz_RB_25_0_NTNV

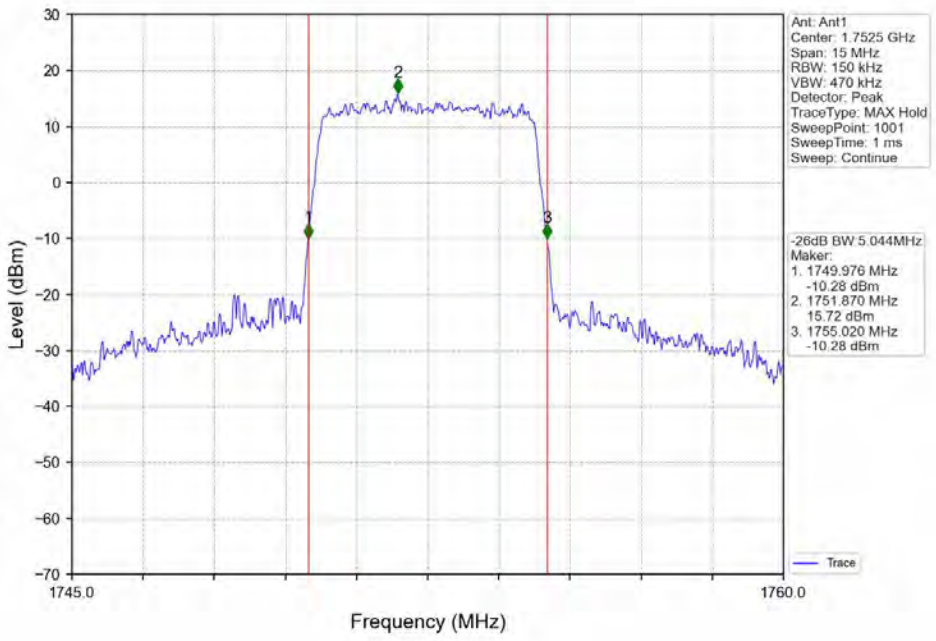

Band4_10MHz_QPSK_LCH_1715MHz_RB_50_0_NTNV

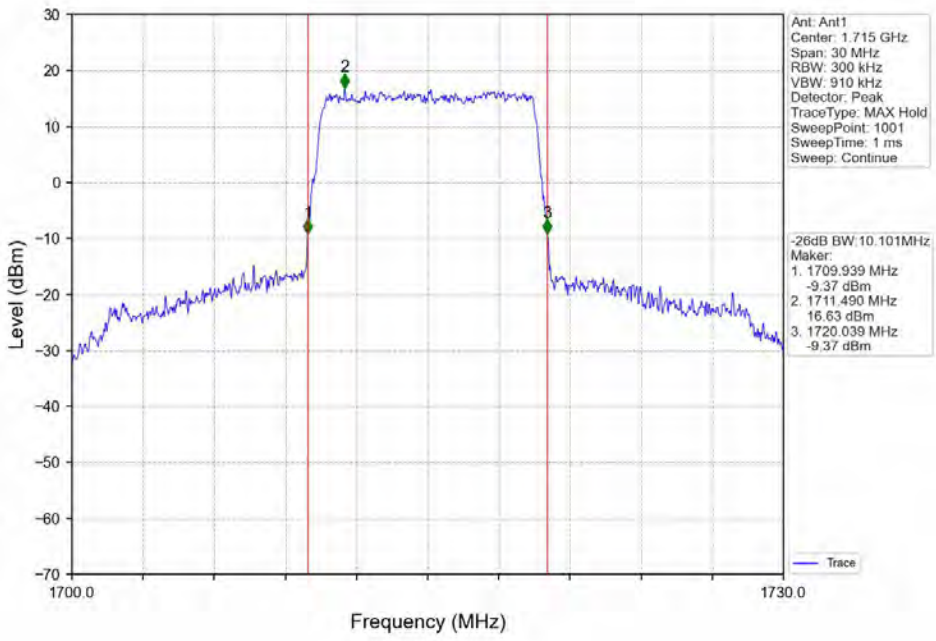

Band4_10MHz_QPSK_MCH_1732.5MHz_RB_50_0_NTNV

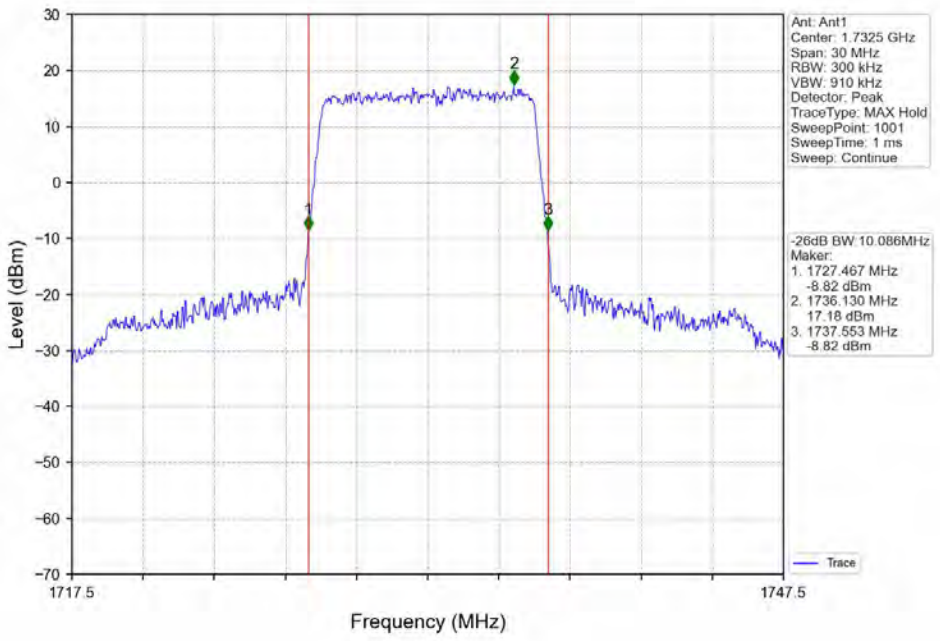

Band4_10MHz_QPSK_HCH_1750MHz_RB_50_0_NTNV

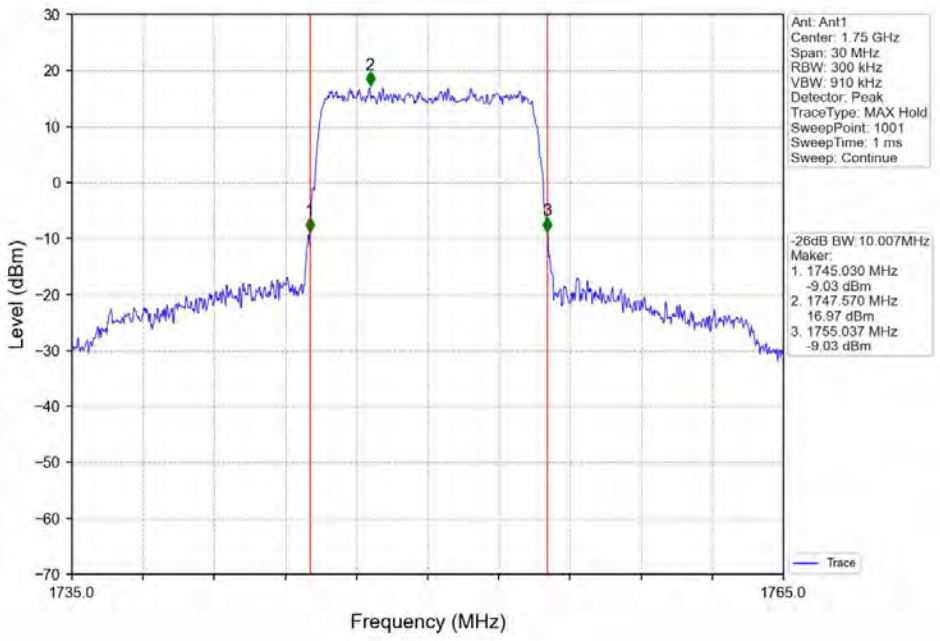

Band4_10MHz_16QAM_LCH_1715MHz_RB_50_0_NTNV

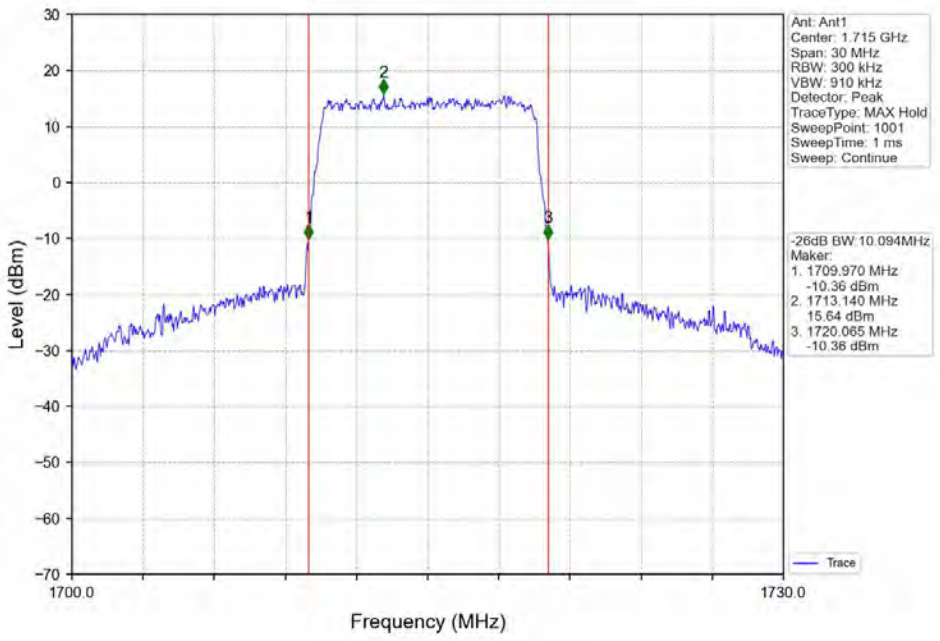

Band4_10MHz_16QAM_MCH_1732.5MHz_RB_50_0_NTNV

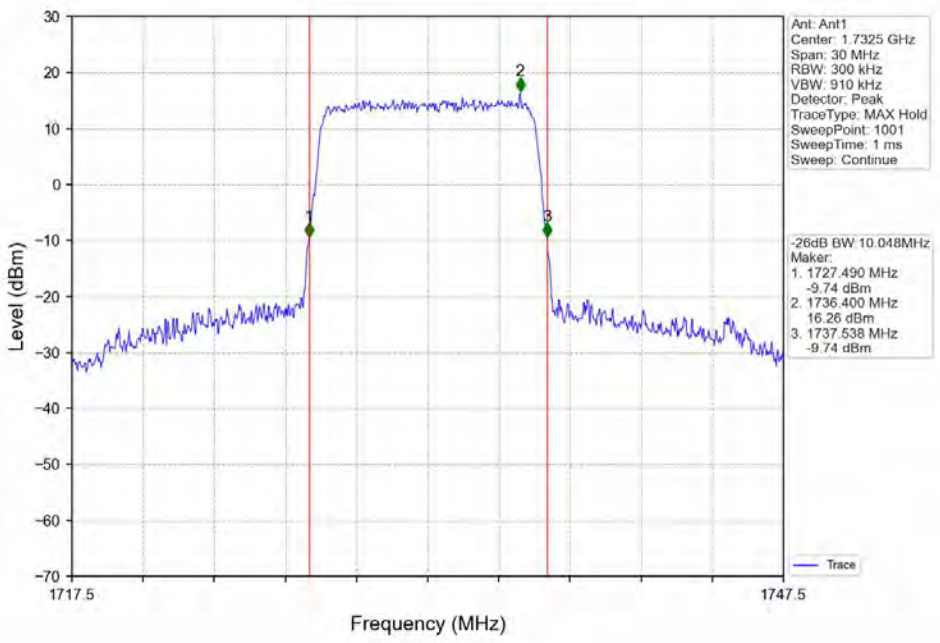

Band4_10MHz_16QAM_HCH_1750MHz_RB_50_0_NTNV

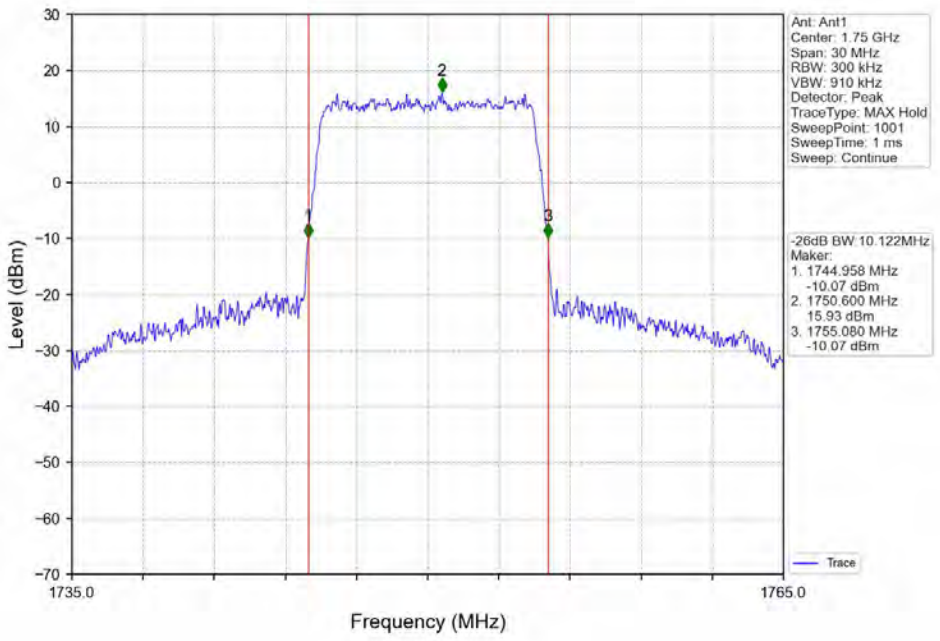

Band4_10MHz_64QAM_LCH_1715MHz_RB_50_0_NTNV

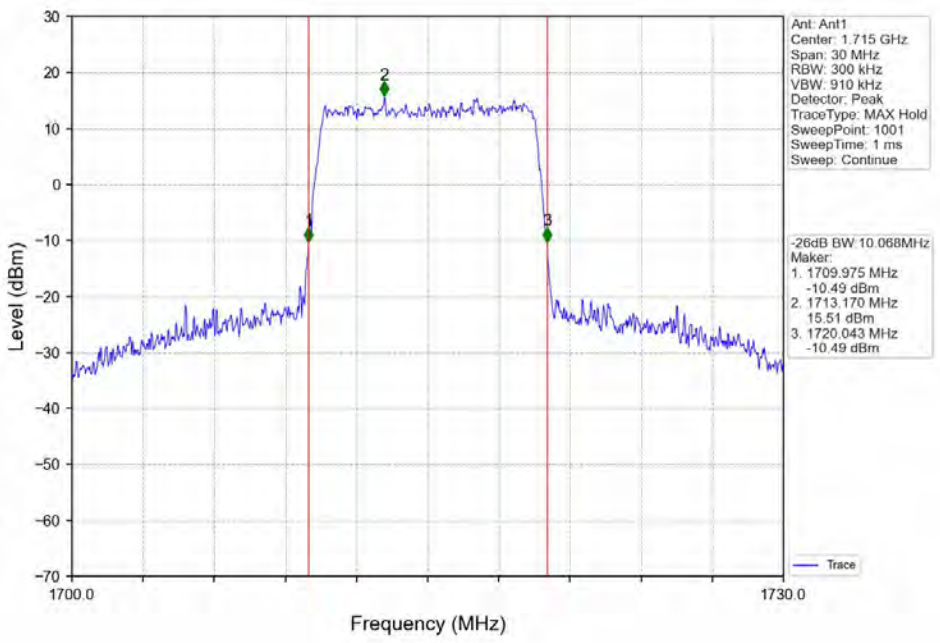

Band4_10MHz_64QAM_MCH_1732.5MHz_RB_50_0_NTNV

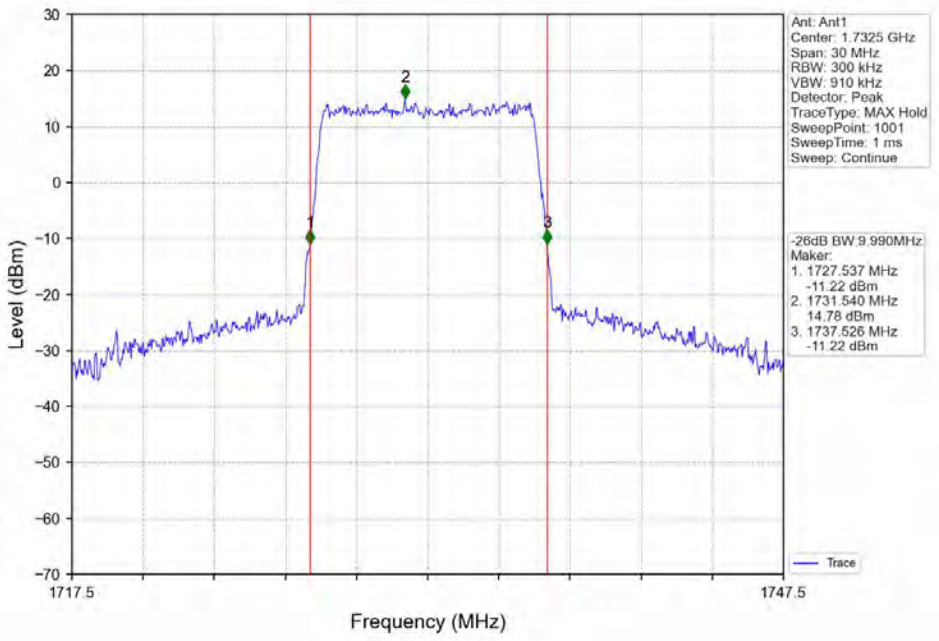

Band4_10MHz_64QAM_HCH_1750MHz_RB_50_0_NTNV

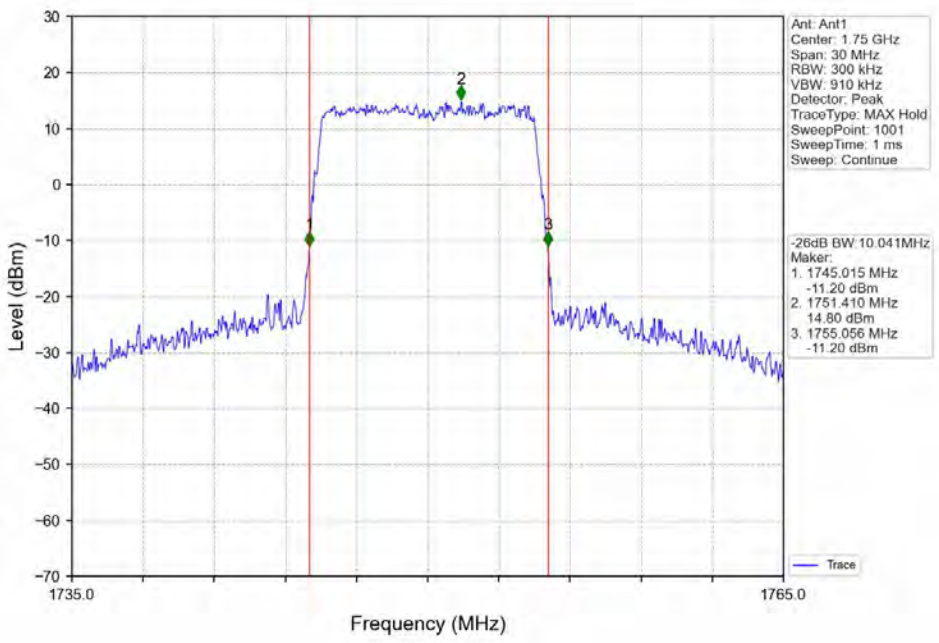

Band4_15MHz_QPSK_LCH_1717.5MHz_RB_75_0_NTNV

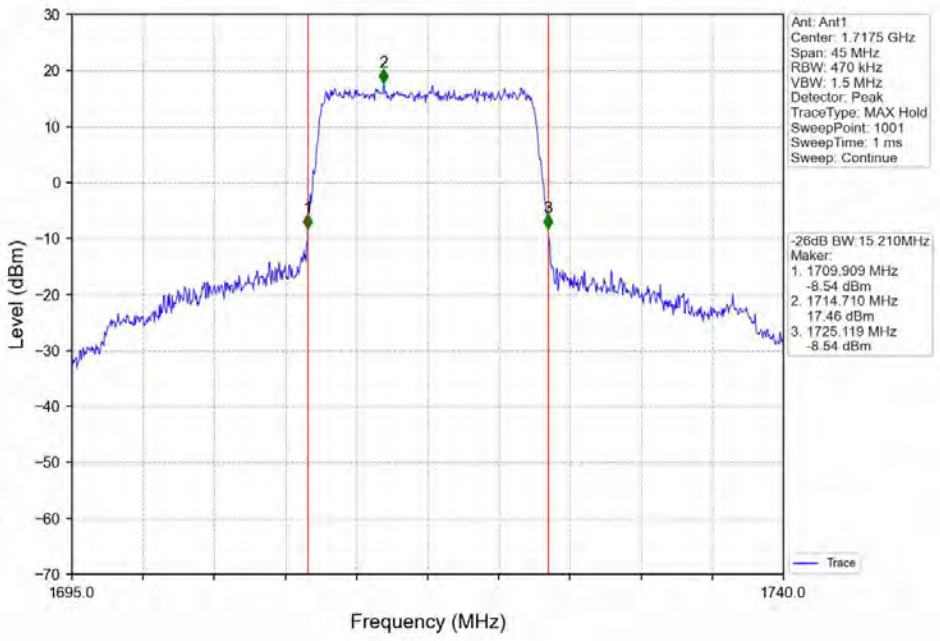

Band4_15MHz_QPSK_MCH_1732.5MHz_RB_75_0_NTNV

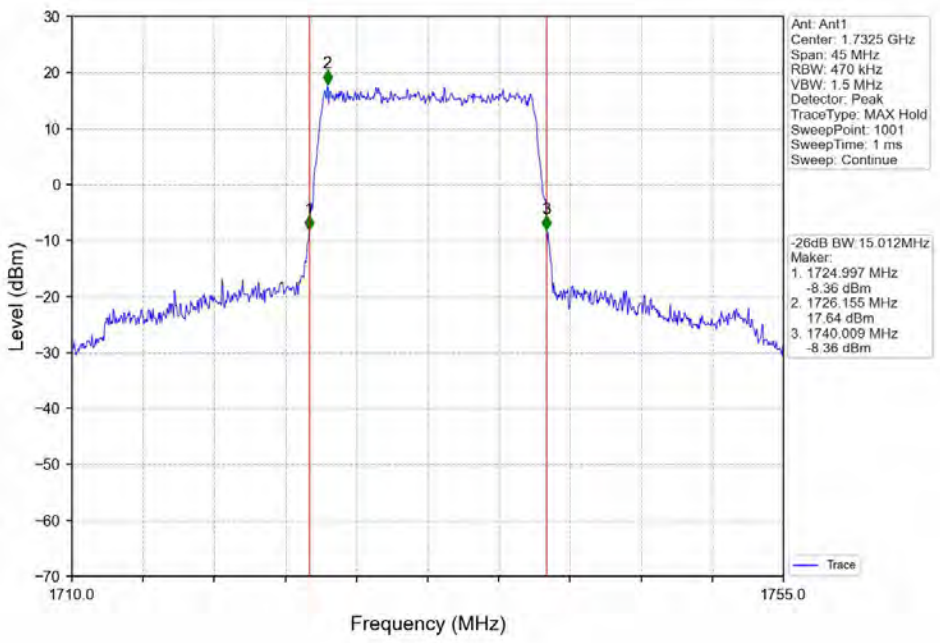

Band4_15MHz_QPSK_HCH_1747.5MHz_RB_75_0_NTNV

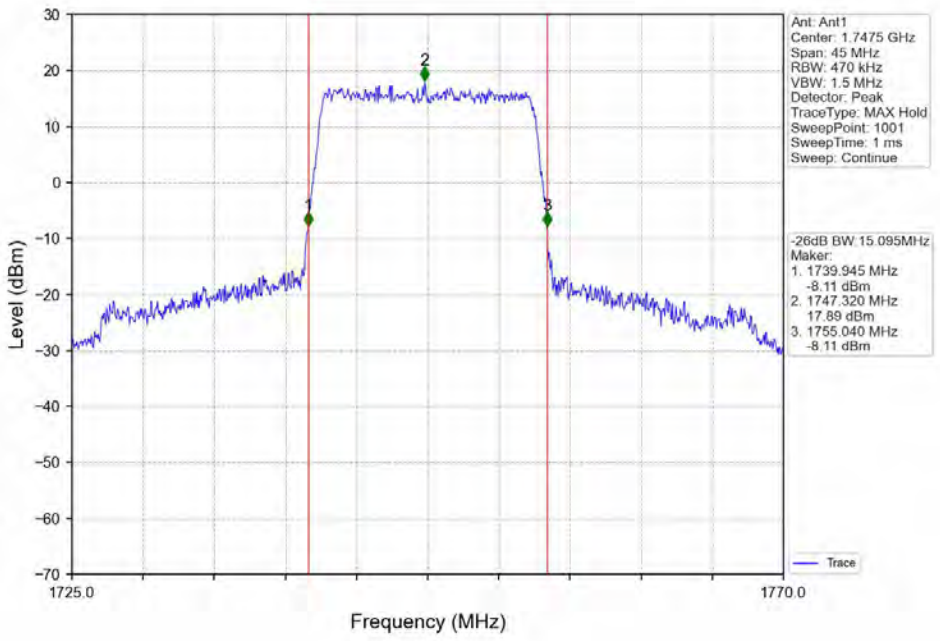

Band4_15MHz_16QAM_LCH_1717.5MHz_RB_75_0_NTNV

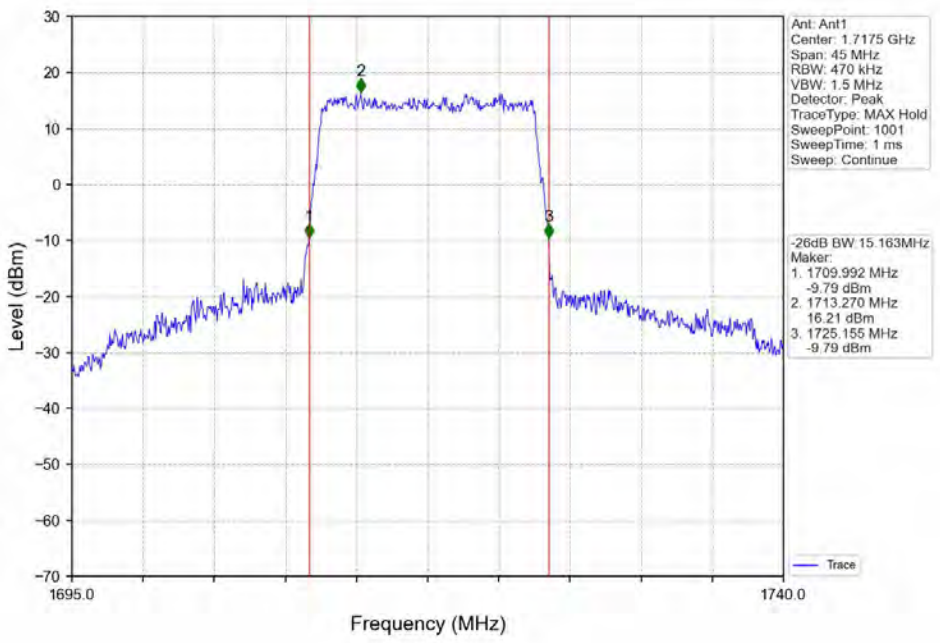

Band4_15MHz_16QAM_MCH_1732.5MHz_RB_75_0_NTNV

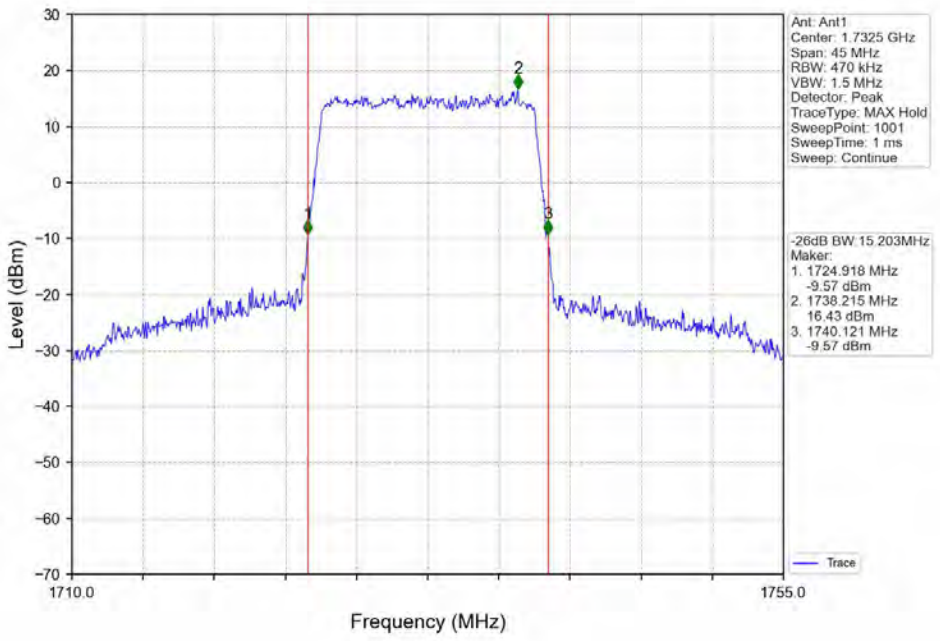

Band4_15MHz_16QAM_HCH_1747.5MHz_RB_75_0_NTNV

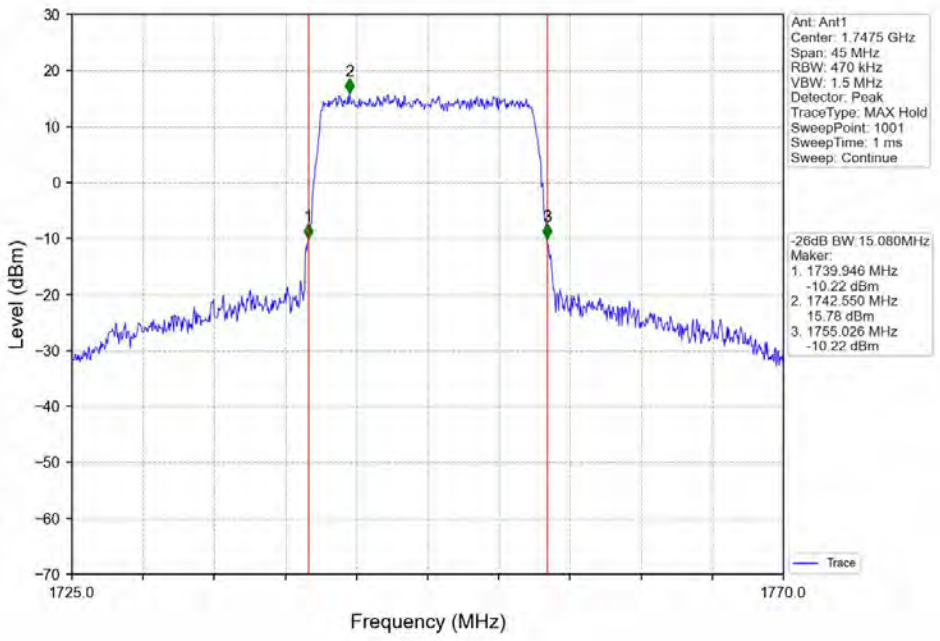

Band4_15MHz_64QAM_LCH_1717.5MHz_RB_75_0_NTNV

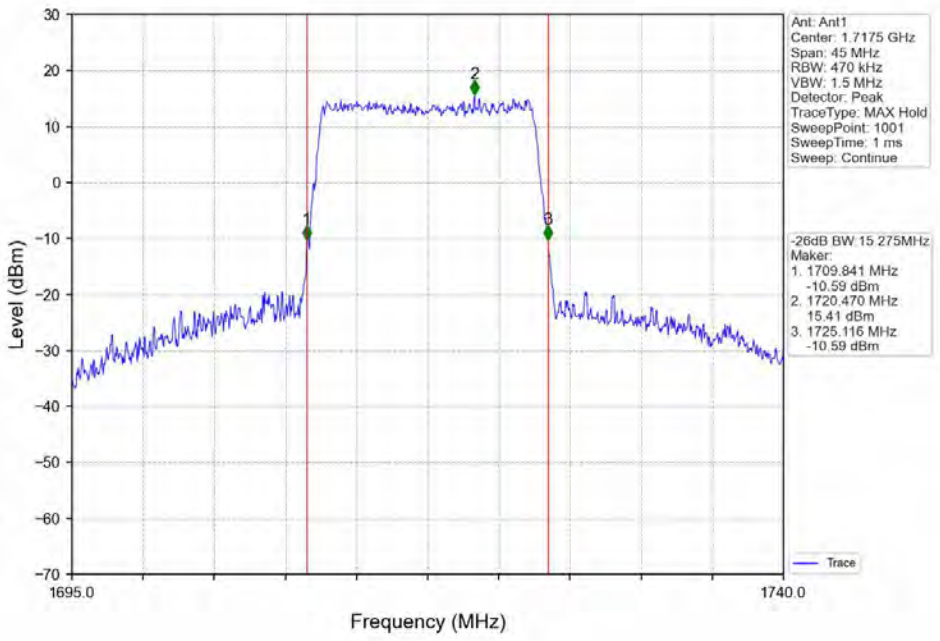

Band4_15MHz_64QAM_MCH_1732.5MHz_RB_75_0_NTNV

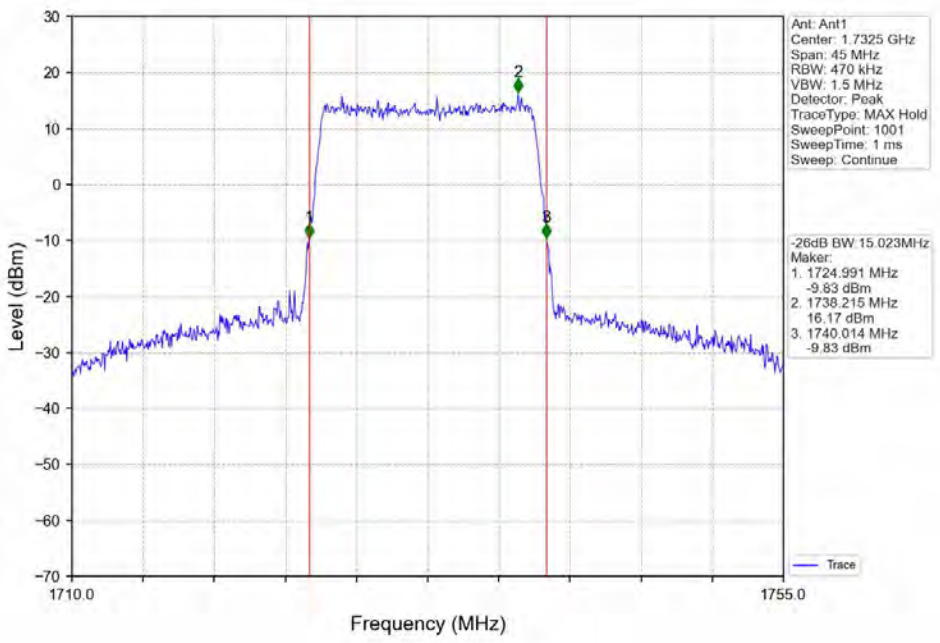

Band4_15MHz_64QAM_HCH_1747.5MHz_RB_75_0_NTNV

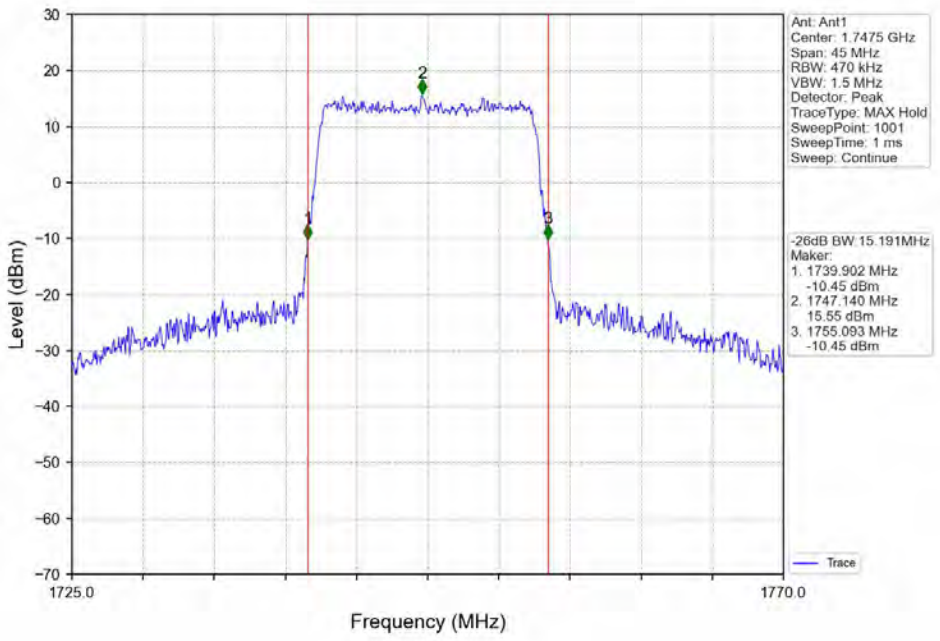

Band4_20MHz_QPSK_LCH_1720MHz_RB_100_0_NTNV

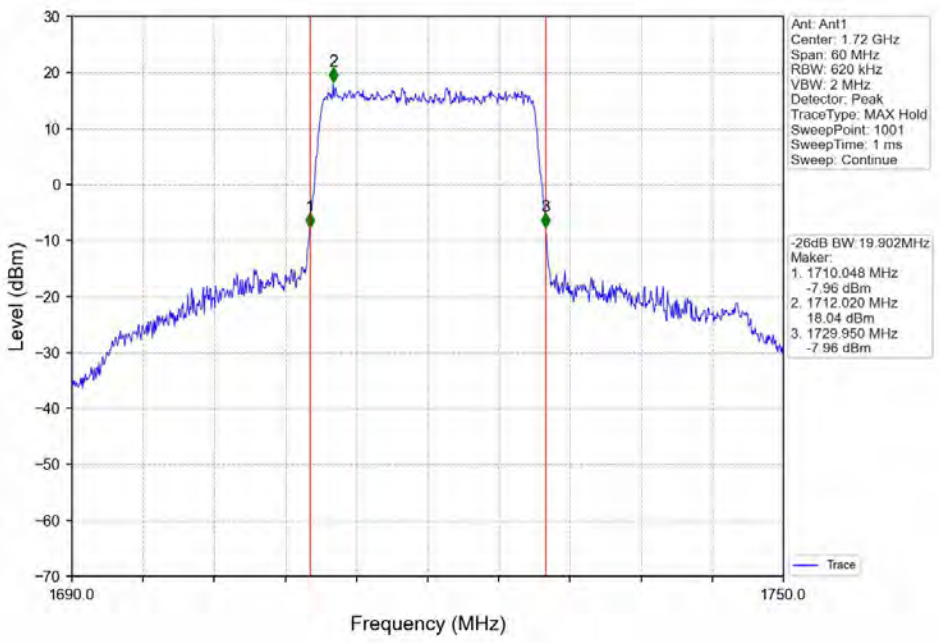

Band4_20MHz_QPSK_MCH_1732.5MHz_RB_100_0_NTNV

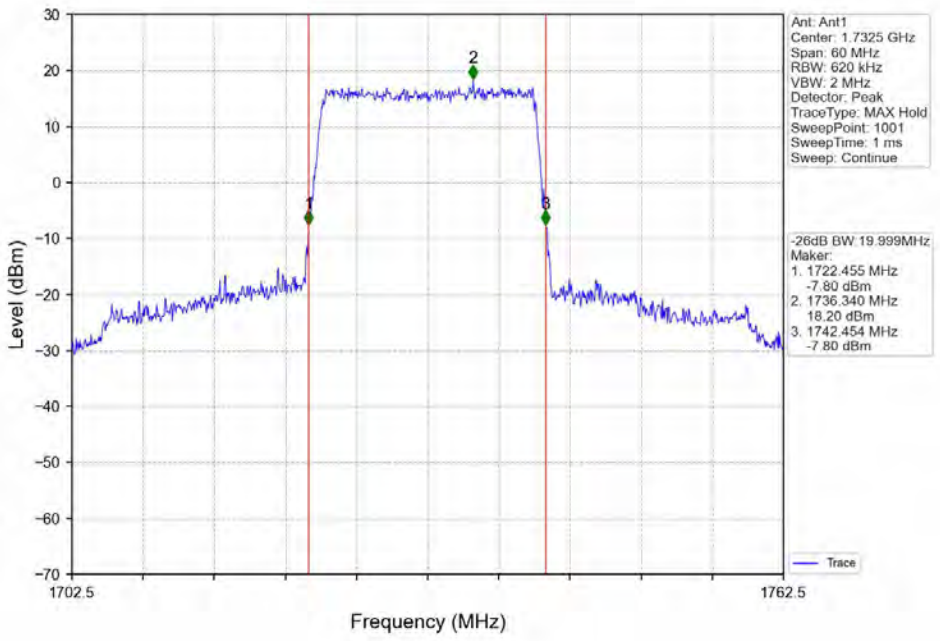

Band4_20MHz_QPSK_HCH_1745MHz_RB_100_0_NTNV

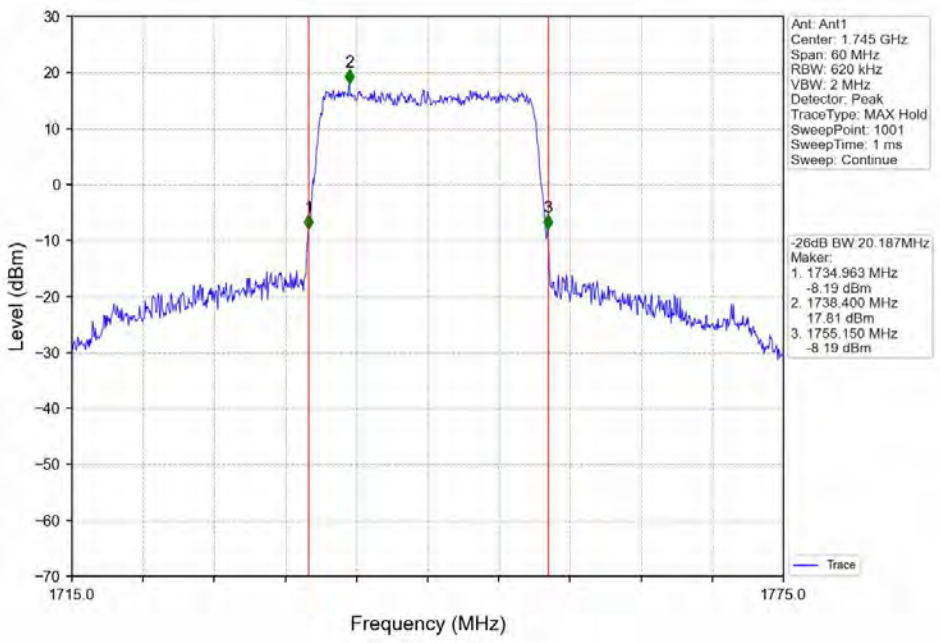

Band4_20MHz_16QAM_LCH_1720MHz_RB_100_0_NTNV

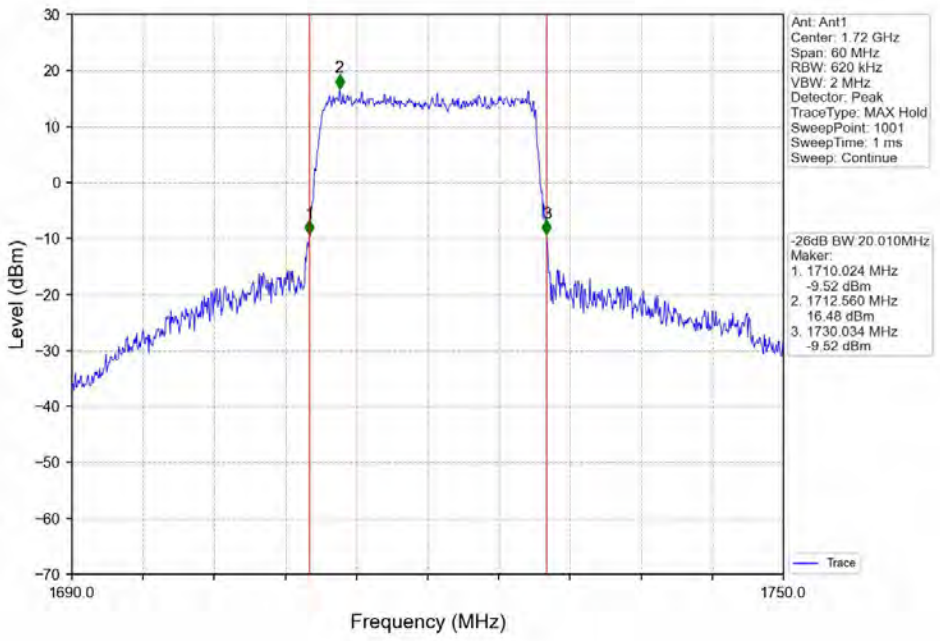

Band4_20MHz_16QAM_MCH_1732.5MHz_RB_100_0_NTNV

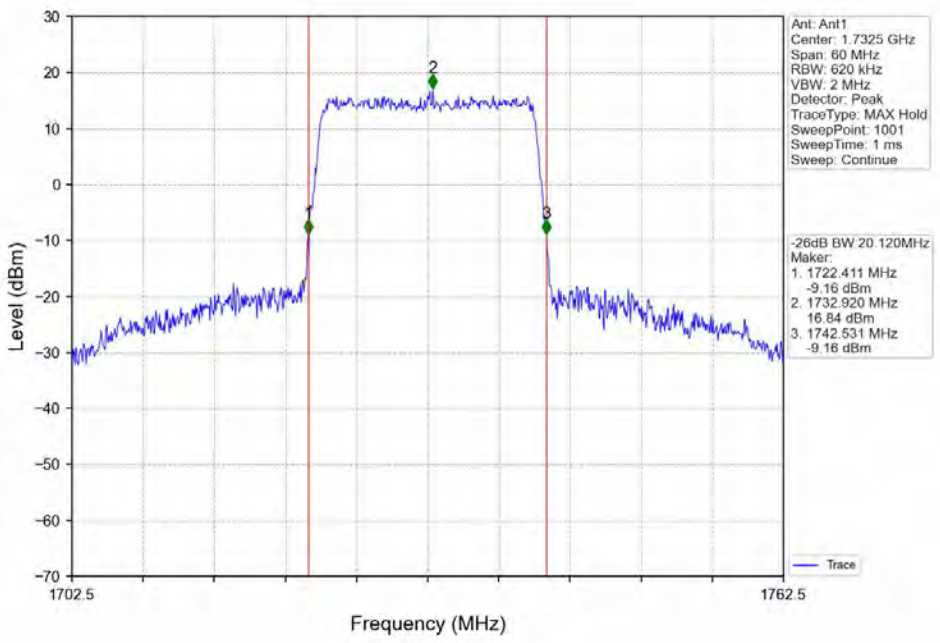

Band4_20MHz_16QAM_HCH_1745MHz_RB_100_0_NTNV

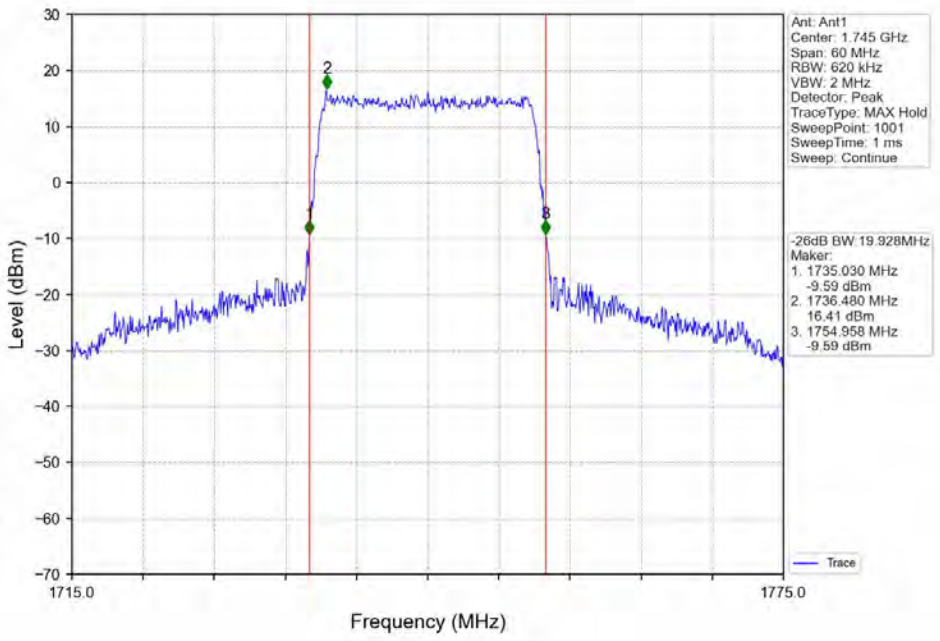

Band4_20MHz_64QAM_LCH_1720MHz_RB_100_0_NTNV

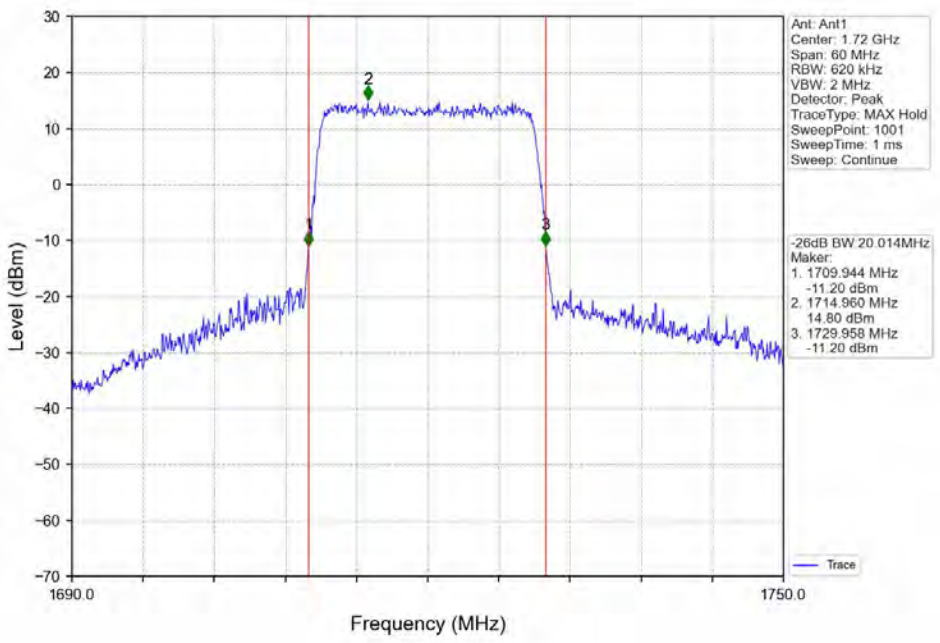

Band4_20MHz_64QAM_MCH_1732.5MHz_RB_100_0_NTNV

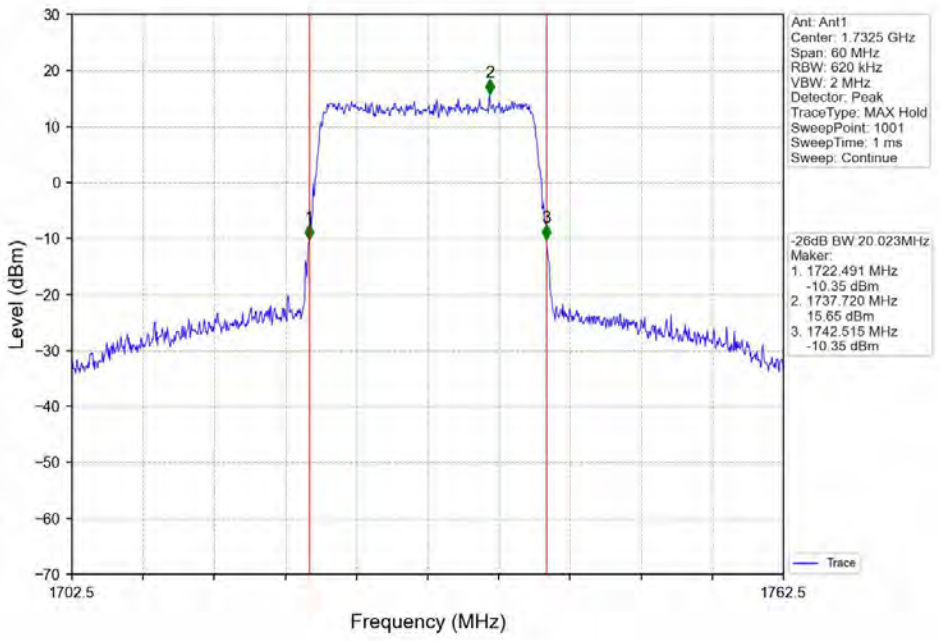

Band4_20MHz_64QAM_HCH_1745MHz_RB_100_0_NTNV

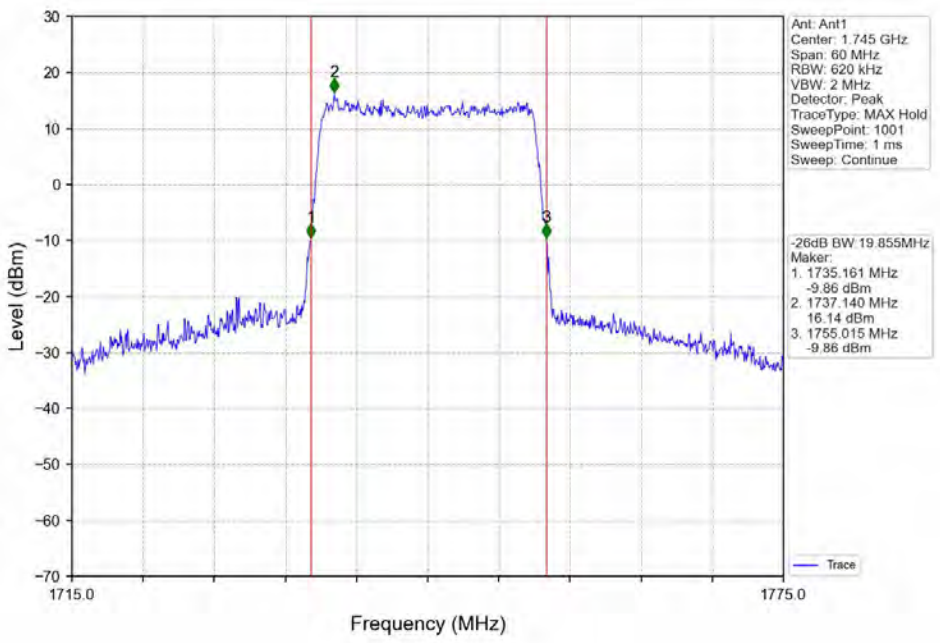

PEAK-AVERAGE RATIO B4_1.4MHZ TEST RESULT

Band: 4 / Bandwidth: 1.4MHz / NTNV						
Modulation	Frequency (MHz)	RB Allocation		Peak-Average Ratio (dB)		Verdict
		Size	Offset	Result	Limit	
QPSK	1710.7	6	0	4.39	<=13	Pass
	1732.5	6	0	5.10	<=13	Pass
	1754.3	6	0	4.77	<=13	Pass
16QAM	1710.7	6	0	5.45	<=13	Pass
	1732.5	6	0	6.06	<=13	Pass
	1754.3	6	0	5.82	<=13	Pass
64QAM	1710.7	6	0	6.05	<=13	Pass
	1732.5	6	0	6.70	<=13	Pass
	1754.3	6	0	6.42	<=13	Pass

TEST GRAPH

Band4_1.4MHz_QPSK_LCH_1710.7MHz_RB_6_0_NTNV

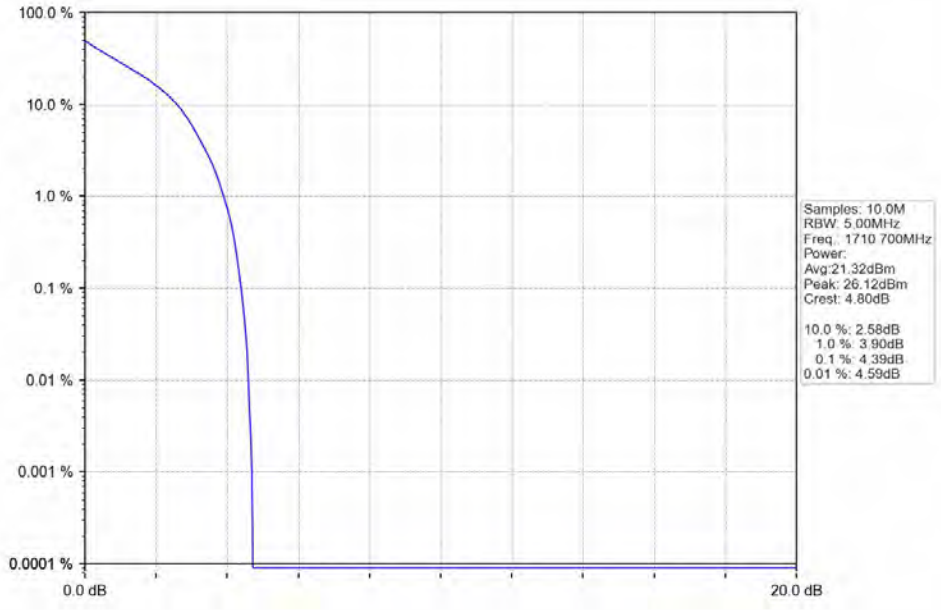

Band4_1.4MHz_QPSK_MCH_1732.5MHz_RB_6_0_NTNV

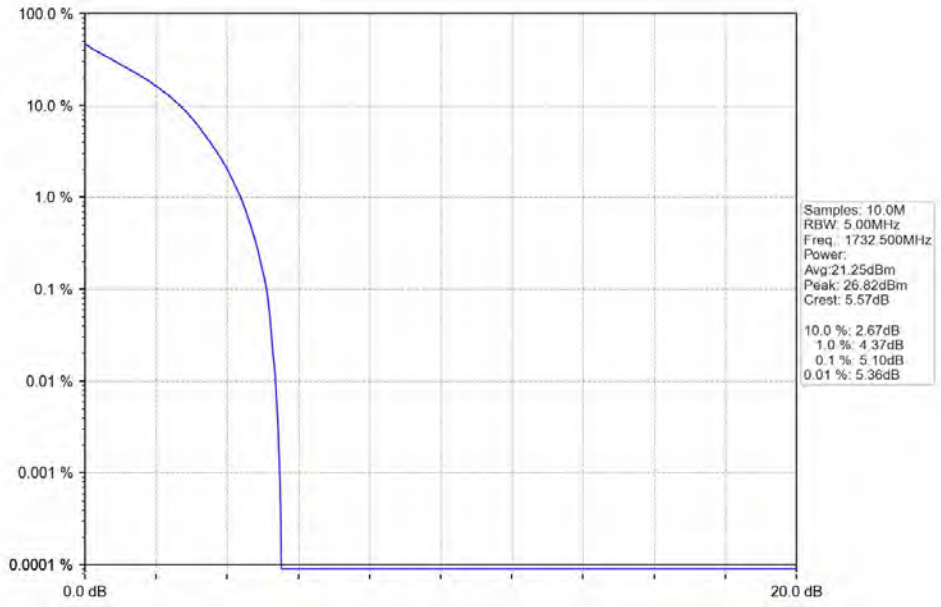

Band4_1.4MHz_QPSK_HCH_1754.3MHz_RB_6_0_NTNV

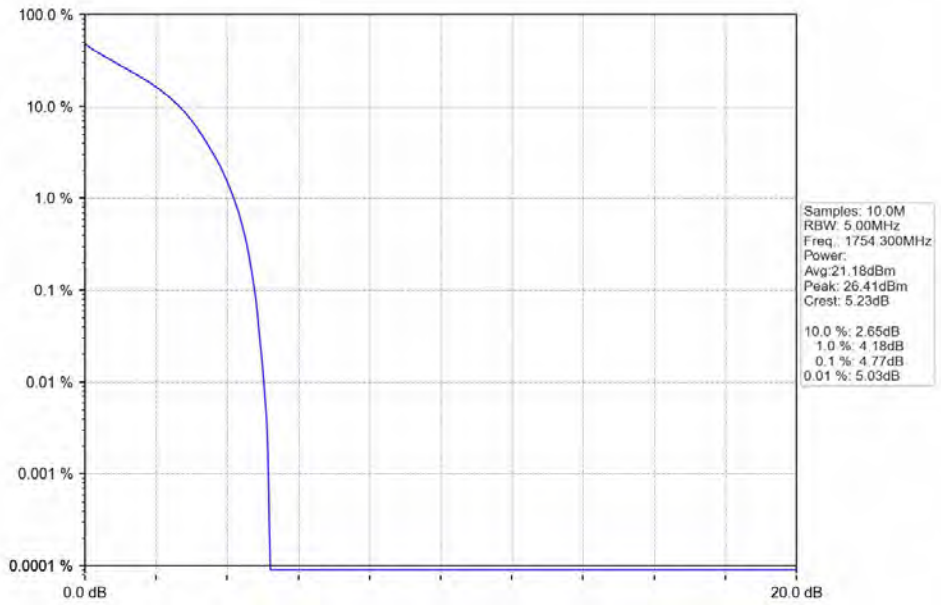

Band4_1.4MHz_16QAM_LCH_1710.7MHz_RB_6_0_NTNV

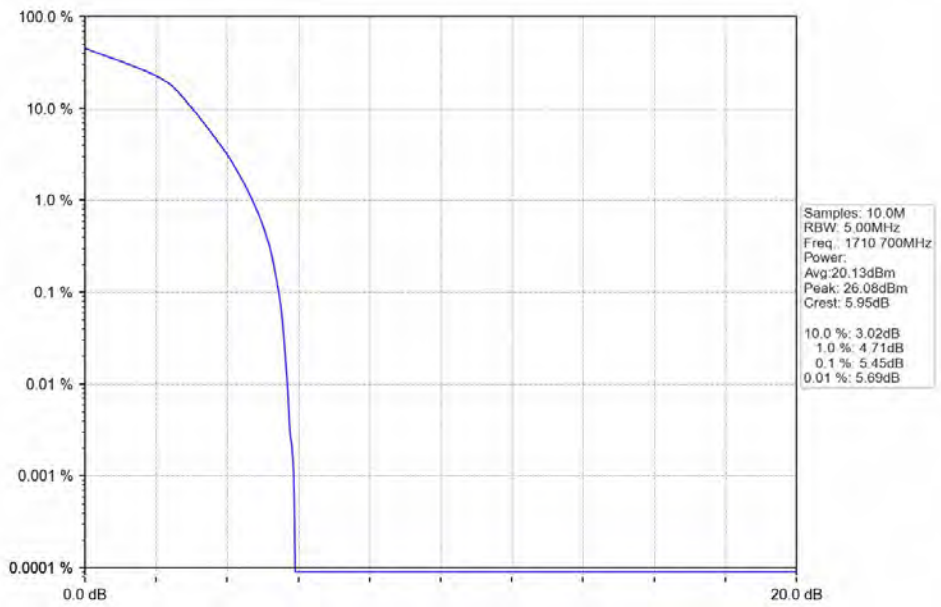

Band4_1.4MHz_16QAM_MCH_1732.5MHz_RB_6_0_NTNV

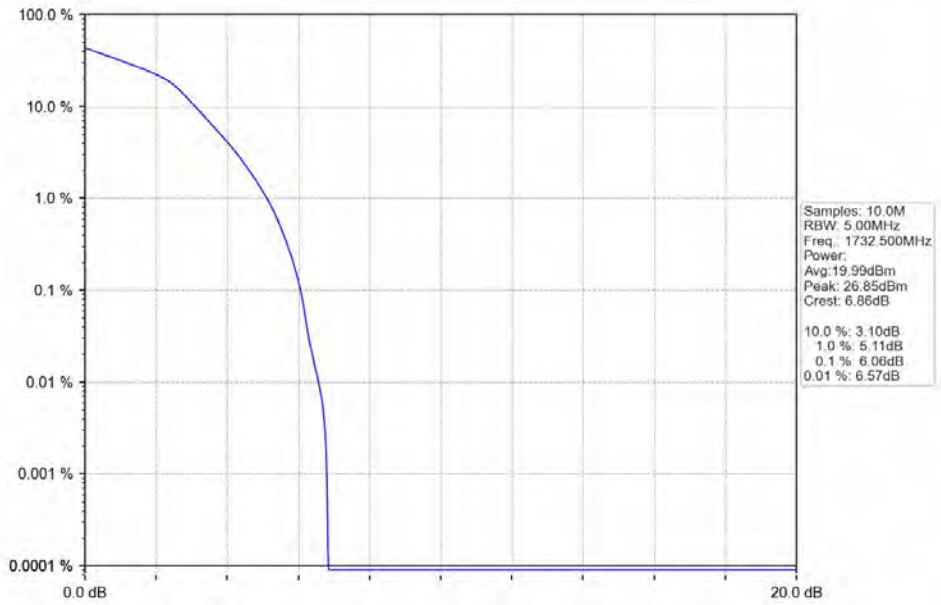

Band4_1.4MHz_16QAM_HCH_1754.3MHz_RB_6_0_NTNV

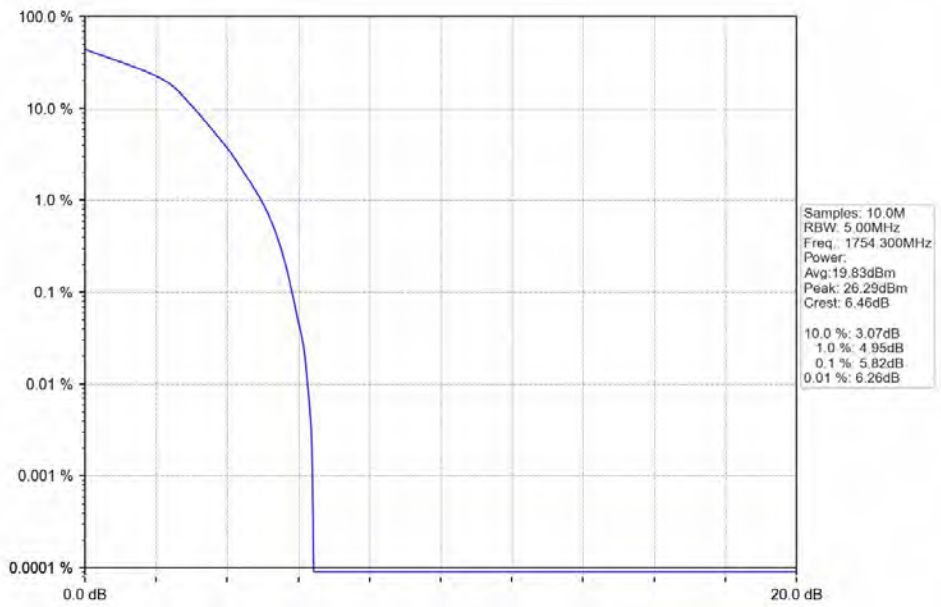

Band4_1.4MHz_64QAM_LCH_1710.7MHz_RB_6_0_NTNV

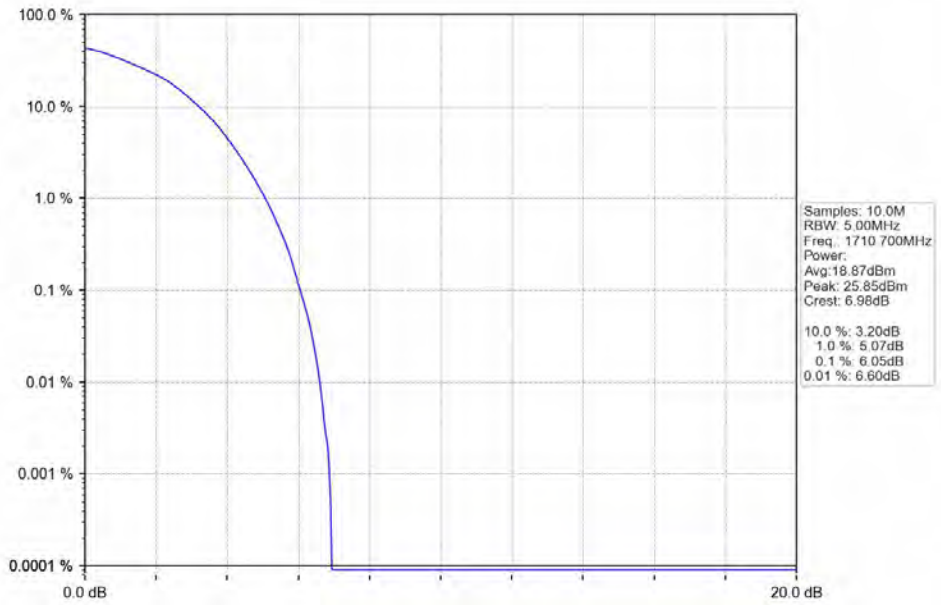

Band4_1.4MHz_64QAM_MCH_1732.5MHz_RB_6_0_NTNV

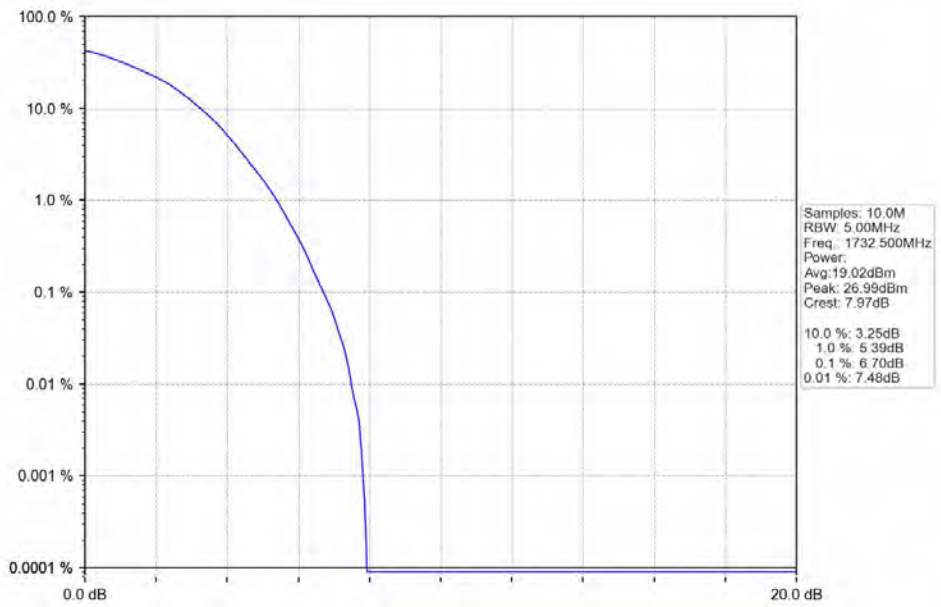

Band4_1.4MHz_64QAM_HCH_1754.3MHz_RB_6_0_NTNV

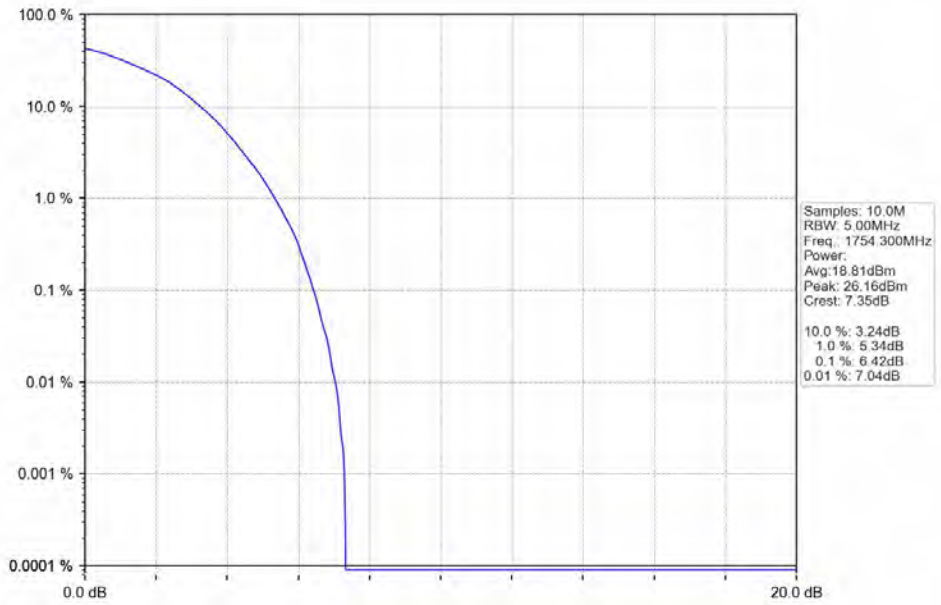

B4_3MHZ TEST RESULT

Band: 4 / Bandwidth: 3MHz / NTNV						
Modulation	Frequency (MHz)	RB Allocation		Peak-Average Ratio (dB)		Verdict
		Size	Offset	Result	Limit	
QPSK	1711.5	15	0	4.57	<=13	Pass
	1732.5	15	0	5.16	<=13	Pass
	1753.5	15	0	4.94	<=13	Pass
16QAM	1711.5	15	0	5.65	<=13	Pass
	1732.5	15	0	6.15	<=13	Pass
	1753.5	15	0	6.02	<=13	Pass
64QAM	1711.5	15	0	6.19	<=13	Pass
	1732.5	15	0	6.58	<=13	Pass
	1753.5	15	0	6.59	<=13	Pass

TEST GRAPH

Band4_3MHz_QPSK_LCH_1711.5MHz_RB_15_0_NTNV

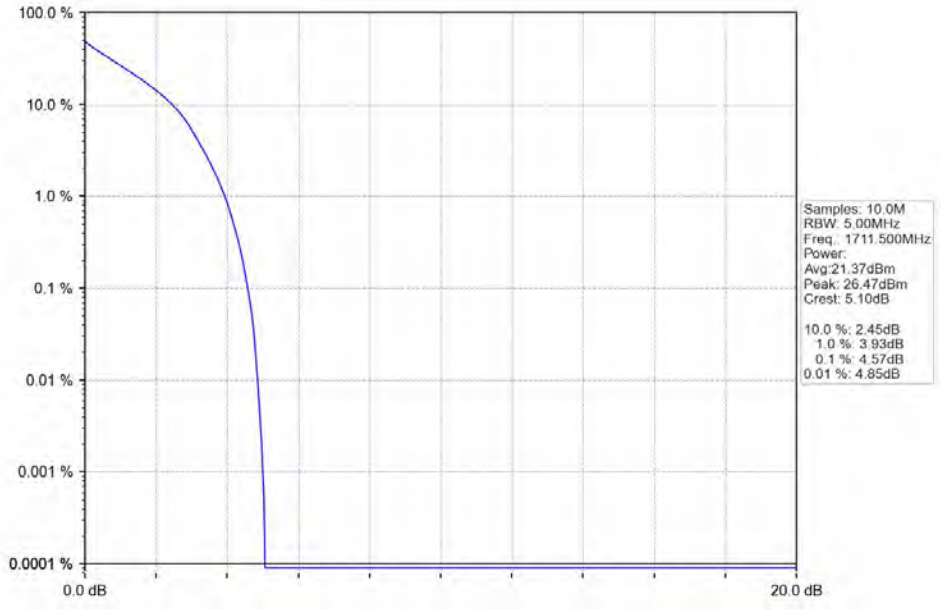

Band4_3MHz_QPSK_MCH_1732.5MHz_RB_15_0_NTNV

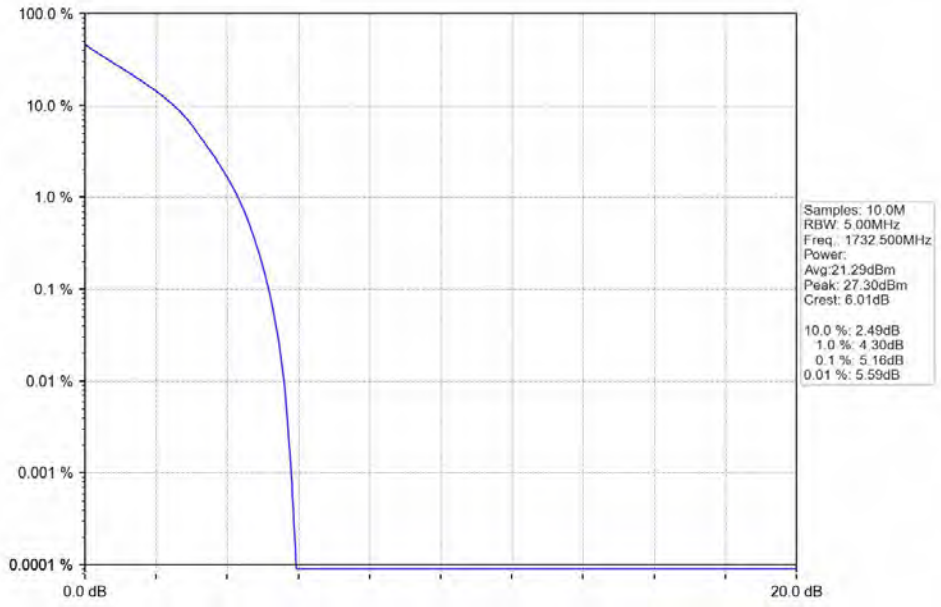

Band4_3MHz_QPSK_HCH_1753.5MHz_RB_15_0_NTNV

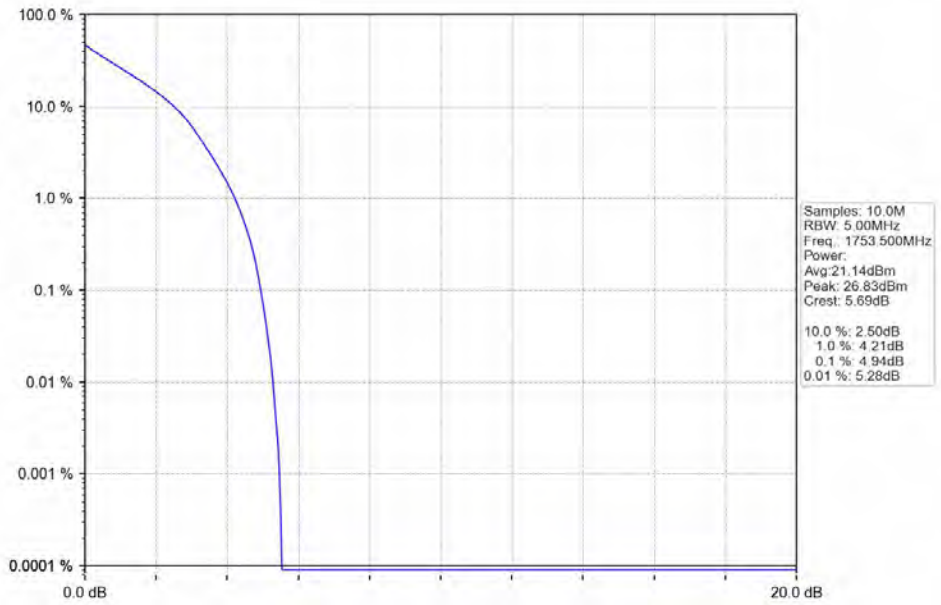

Band4_3MHz_16QAM_LCH_1711.5MHz_RB_15_0_NTNV

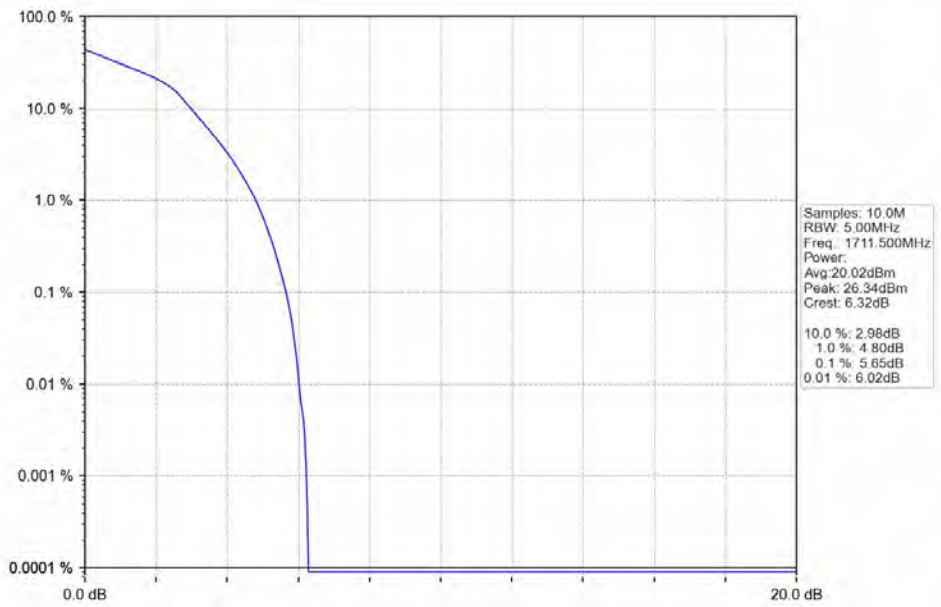

Band4_3MHz_16QAM_MCH_1732.5MHz_RB_15_0_NTNV

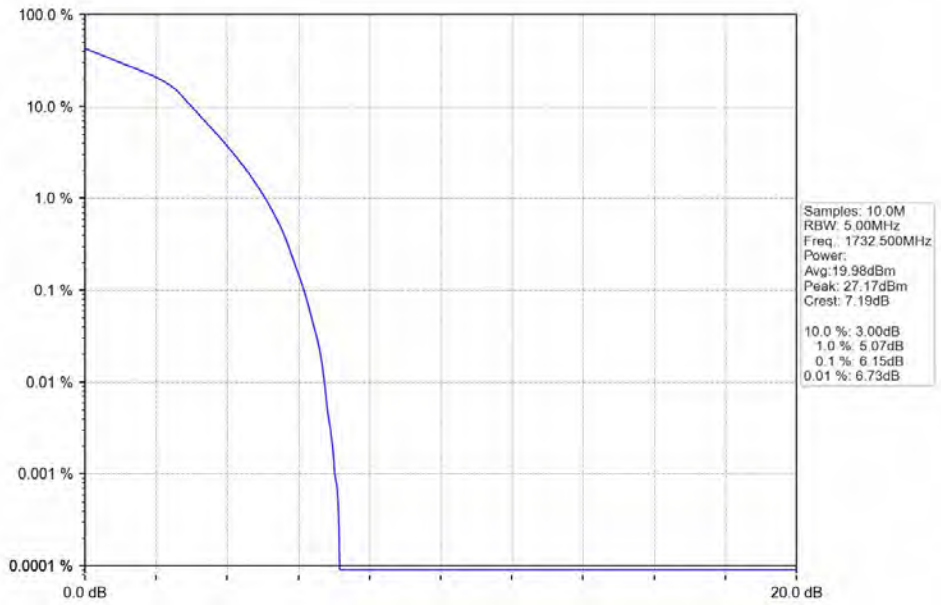

Band4_3MHz_16QAM_HCH_1753.5MHz_RB_15_0_NTNV

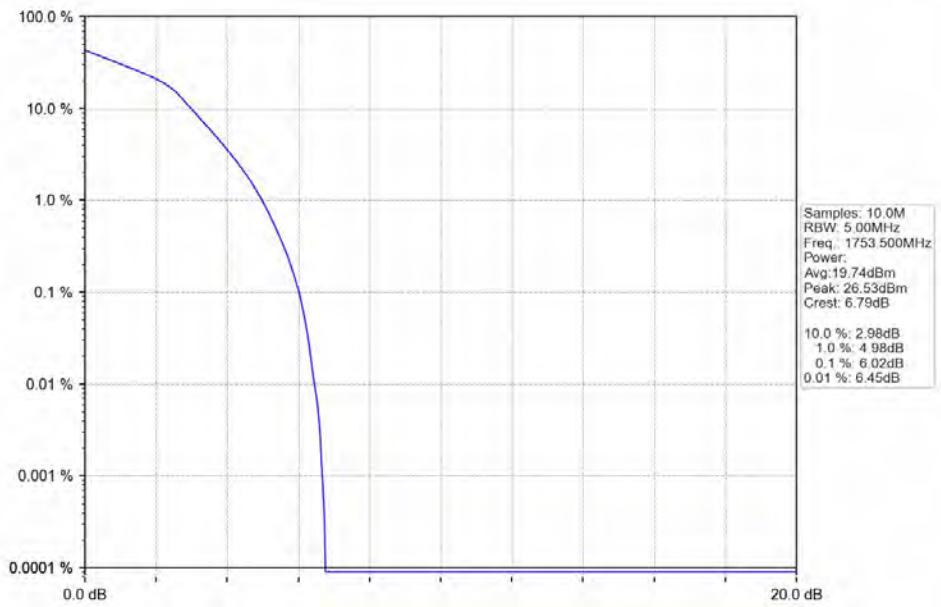

Band4_3MHz_64QAM_LCH_1711.5MHz_RB_15_0_NTNV

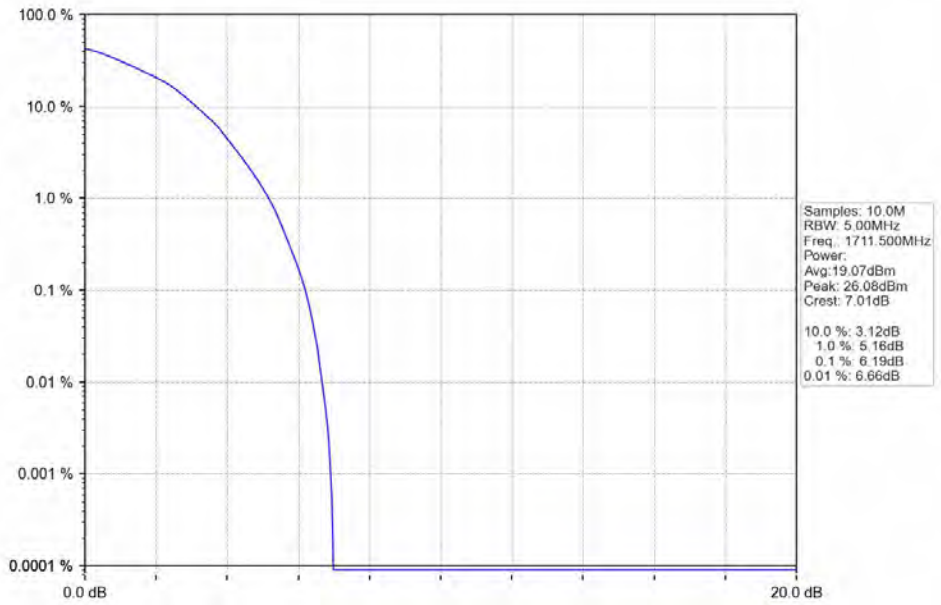

Band4_3MHz_64QAM_MCH_1732.5MHz_RB_15_0_NTNV

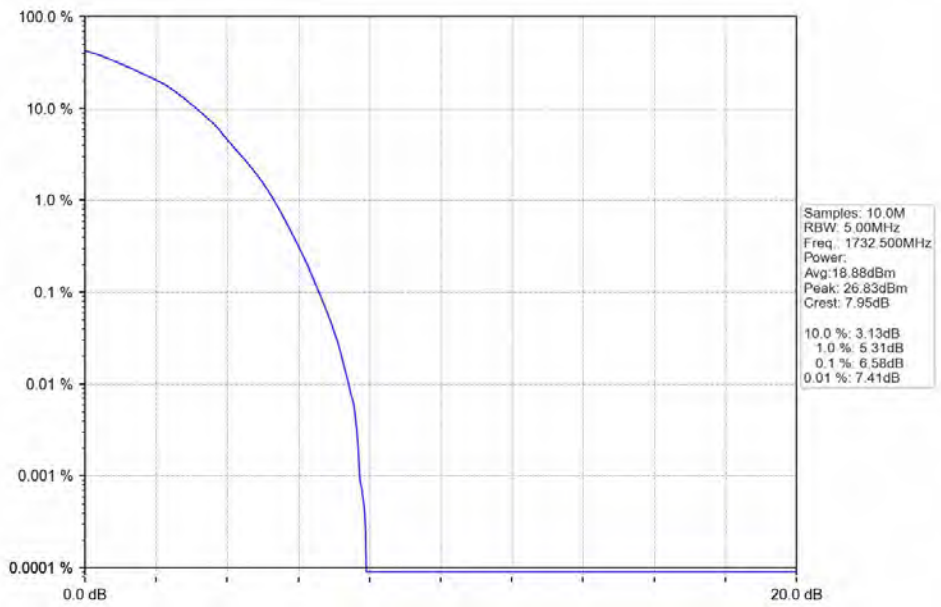

Band4_3MHz_64QAM_HCH_1753.5MHz_RB_15_0_NTNV

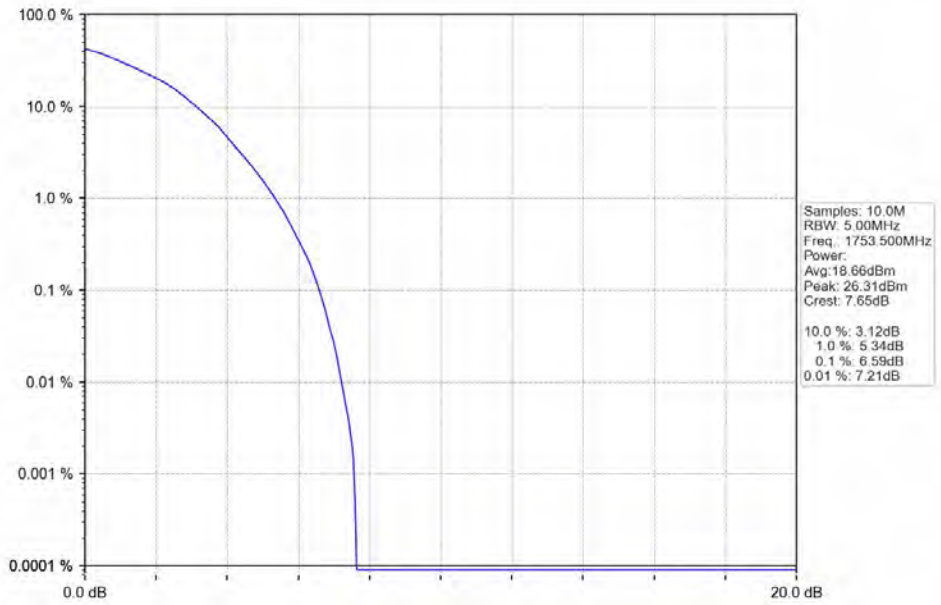

B4_5MHZ TEST RESULT

Band: 4 / Bandwidth: 5MHz / NTNV						
Modulation	Frequency (MHz)	RB Allocation		Peak-Average Ratio (dB)		Verdict
		Size	Offset	Result	Limit	
QPSK	1712.5	25	0	4.99	<=13	Pass
	1732.5	25	0	5.32	<=13	Pass
	1752.5	25	0	5.15	<=13	Pass
16QAM	1712.5	25	0	5.86	<=13	Pass
	1732.5	25	0	6.23	<=13	Pass
	1752.5	25	0	6.09	<=13	Pass
64QAM	1712.5	25	0	6.28	<=13	Pass
	1732.5	25	0	6.54	<=13	Pass
	1752.5	25	0	6.47	<=13	Pass