MODE	TX channel 23780	FREQUENCY RANGE	Above 1000MHz
ENVIRONMENTAL CONDITIONS	23deg. C, 70%RH	INPUT POWER	AC 120V/60HZ
TESTED BY	Jace Hu		
ANTENNA POLARITY & TEST DISTANCE: VERTICAL AT 3 M			

		Freq	Level	Read Level	Limit Line	Over Limit	Factor	Remark	Pol/Phase
		MHz	dBm/m	dBm	dBm/m	dB	dB/m		
1	PP	1418.000	-27.60	-29.30	-13.00	-14.60	1.70	Peak	Vertical
2		2118.000	-47.68	-54.36	-13.00	-34.68	6.68	Peak	Vertical

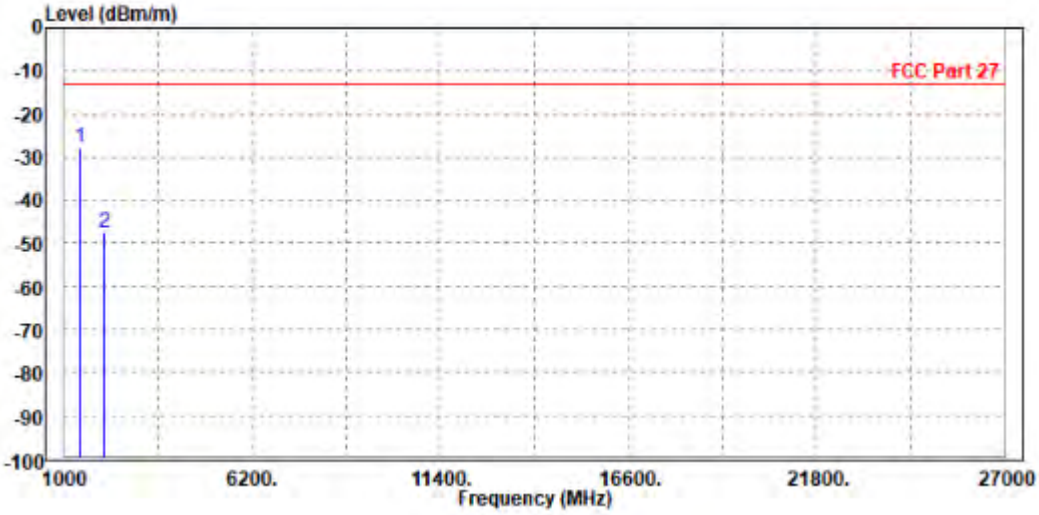

CH23790

MODE	TX channel 23790	**FREQUENCY RANGE**	Above 1000MHz
ENVIRONMENTAL CONDITIONS	23deg. C, 70%RH	**INPUT POWER**	AC 120V/60HZ
TESTED BY	Jace Hu		
ANTENNA POLARITY & TEST DISTANCE: HORIZONTAL AT 3 M			

	Freq	Level	Read Level	Limit Line	Over Limit	Factor	Remark	Pol/Phase
	MHz	dBm/m	dBm	dBm/m	dB	dB/m		
1 PP	1416.000	-25.57	-26.65	-13.00	-12.57	1.08	Peak	Horizontal
2	2130.000	-45.56	-53.24	-13.00	-32.56	7.68	Peak	Horizontal

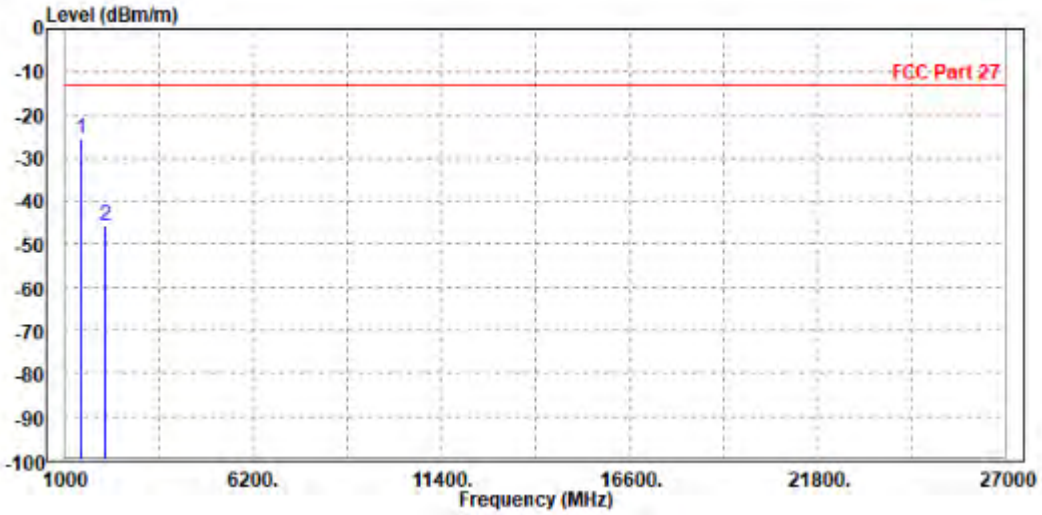

MODE	TX channel 23790	FREQUENCY RANGE	Above 1000MHz
ENVIRONMENTAL CONDITIONS	23deg. C, 70%RH	INPUT POWER	AC 120V/60HZ
TESTED BY	Jace Hu		
ANTENNA POLARITY & TEST DISTANCE: VERTICAL AT 3 M			

	Freq	Level	Read Level	Limit Line	Over Limit	Factor	Remark	Pol/Phase
	MHz	dBm/m	dBm	dBm/m	dB	dB/m		
1 PP	1420.000	-25.53	-27.24	-13.00	-12.53	1.71	Peak	Vertical
2	2118.000	-47.21	-53.89	-13.00	-34.21	6.68	Peak	Vertical

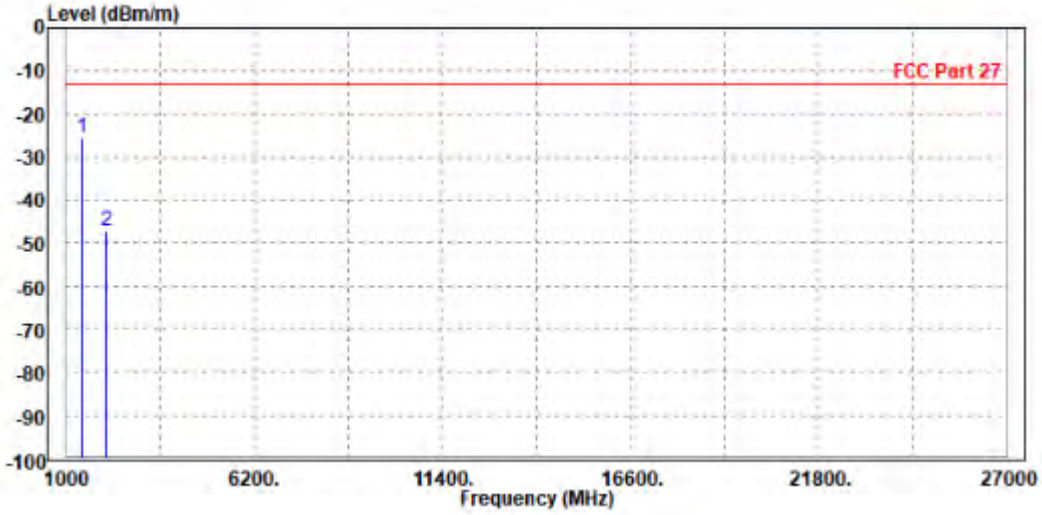

CH23800

MODE	TX channel 23800	**FREQUENCY RANGE**	Above 1000MHz
ENVIRONMENTAL CONDITIONS	23deg. C, 70%RH	**INPUT POWER**	AC 120V/60HZ
TESTED BY	Jace Hu		
ANTENNA POLARITY & TEST DISTANCE: HORIZONTAL AT 3 M			

		Freq	Level	Read Level	Limit Line	Over Limit	Factor	Remark	Pol/Phase
		MHz	dBm/m	dBm	dBm/m	dB	dB/m		
1	PP	1422.000	-31.75	-32.86	-13.00	-18.75	1.11	Peak	Horizontal
2		2144.000	-48.11	-55.80	-13.00	-35.11	7.69	Peak	Horizontal

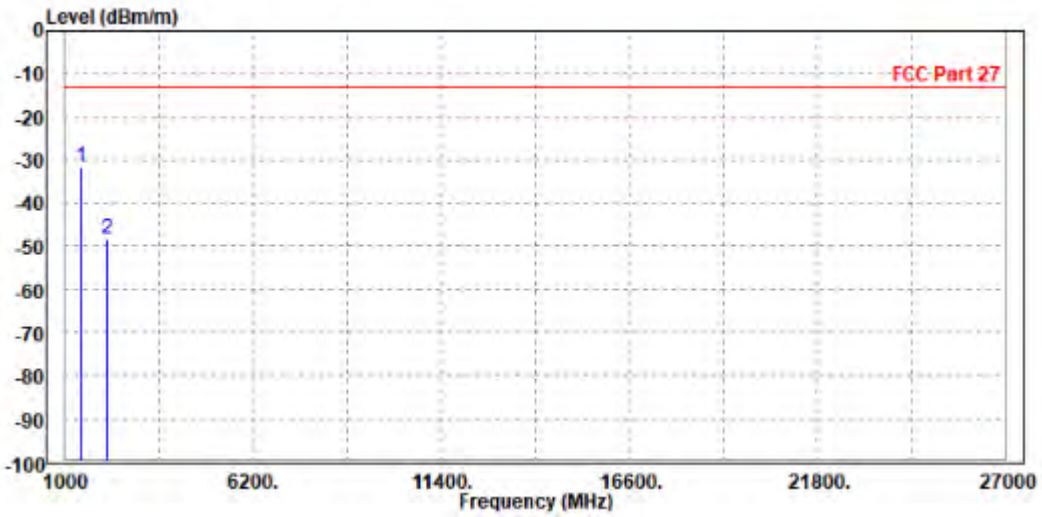

MODE	TX channel 23800	FREQUENCY RANGE	Above 1000MHz
ENVIRONMENTAL CONDITIONS	23deg. C, 70%RH	INPUT POWER	AC 120V/60HZ
TESTED BY	Jace Hu		
ANTENNA POLARITY & TEST DISTANCE: VERTICAL AT 3 M			

		Freq	Level	Read Level	Limit Line	Over Limit	Factor	Remark	Pol/Phase
		MHz	dBm/m	dBm	dBm/m	dB	dB/m		
1	PP	1416.000	-27.73	-29.42	-13.00	-14.73	1.69	Peak	Vertical
2		2133.000	-48.95	-55.65	-13.00	-35.95	6.70	Peak	Vertical

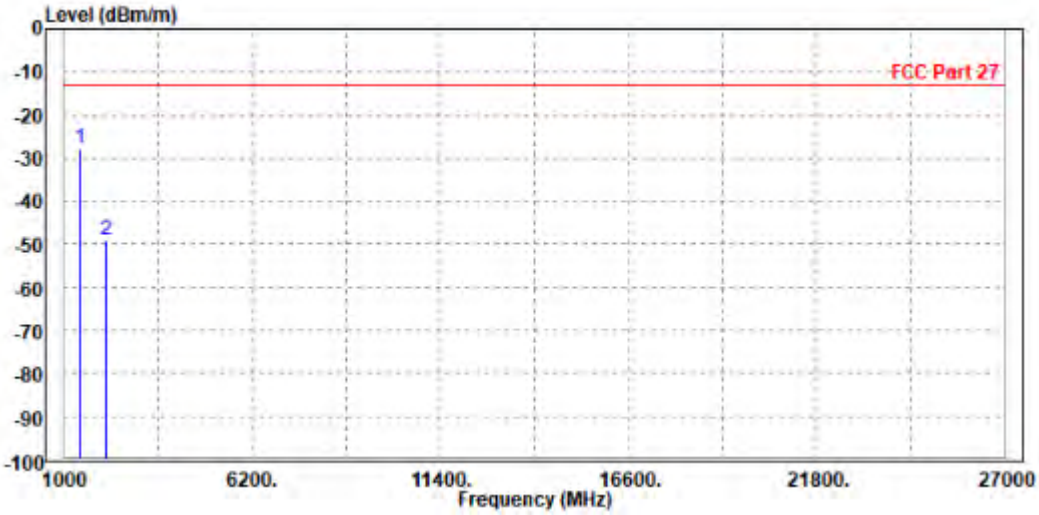

LTE B66

CHANNEL BANDWIDTH: 1.4MHz / QPSK

CH131979

MODE	TX channel 131979	**FREQUENCY RANGE**	Above 1000MHz
ENVIRONMENTAL CONDITIONS	23deg. C, 70%RH	**INPUT POWER**	AC 120V/60HZ
TESTED BY	Jace Hu		
ANTENNA POLARITY & TEST DISTANCE: HORIZONTAL AT 3 M			

		Freq	Level	Read Level	Limit Line	Over Limit	Factor	Remark	Pol/Phase
		MHz	dBm/m	dBm	dBm/m	dB	dB/m		
1	PP	3418.000	-48.01	-56.60	-13.00	-35.01	8.59	Peak	Horizontal
2		5132.100	-48.67	-57.59	-13.00	-35.67	8.92	Peak	Horizontal

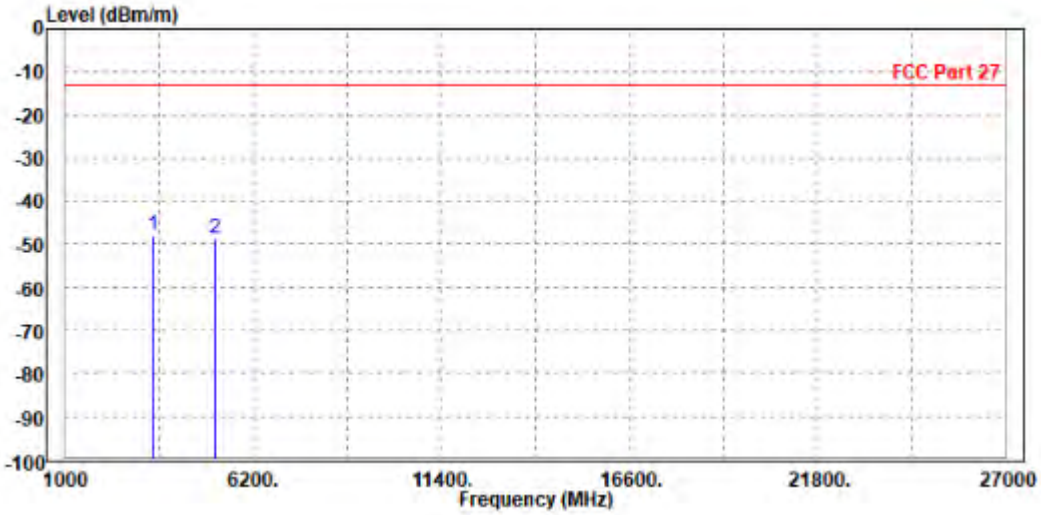

MODE	TX channel 131979	FREQUENCY RANGE	Above 1000MHz
ENVIRONMENTAL CONDITIONS	23deg. C, 70%RH	INPUT POWER	AC 120V/60HZ
TESTED BY	Jace Hu		
ANTENNA POLARITY & TEST DISTANCE: VERTICAL AT 3 M			

		Freq	Level	Read Level	Limit Line	Over Limit	Factor	Remark	Pol/Phase
		MHz	dBm/m	dBm	dBm/m	dB	dB/m		
1	PP	3418.000	-47.05	-56.16	-13.00	-34.05	9.11	Peak	Vertical
2		5132.100	-47.49	-57.34	-13.00	-34.49	9.85	Peak	Vertical

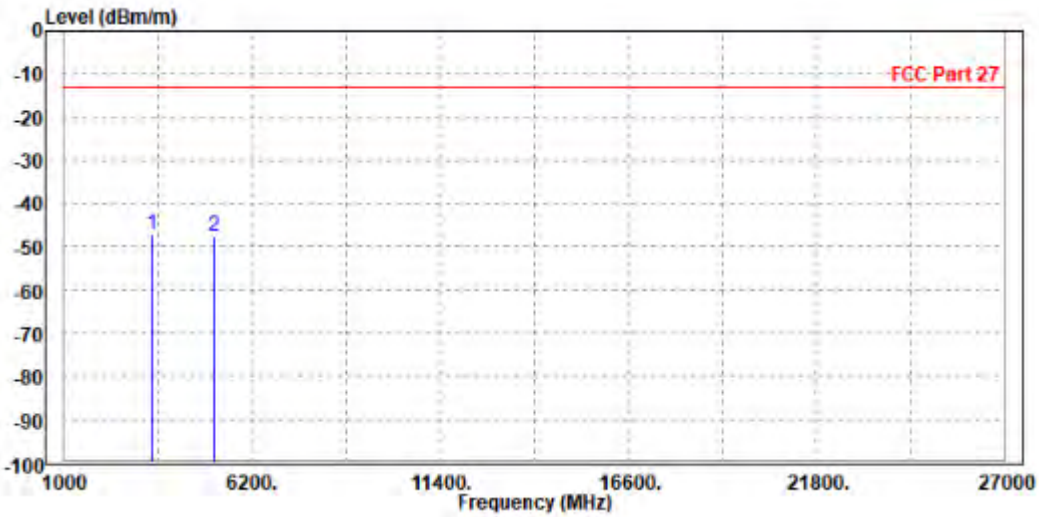

CH132322

MODE	TX channel 132322	FREQUENCY RANGE	Above 1000MHz
ENVIRONMENTAL CONDITIONS	23deg. C, 70%RH	INPUT POWER	AC 120V/60HZ
TESTED BY	Jace Hu		
ANTENNA POLARITY & TEST DISTANCE: HORIZONTAL AT 3 M			

		Freq	Level	Read Level	Limit Line	Over Limit	Factor	Remark	Pol/Phase
		MHz	dBm/m	dBm	dBm/m	dB	dB/m		
1	PP	3522.000	-36.91	-45.51	-13.00	-23.91	8.60	Peak	Horizontal
2		5265.000	-48.58	-57.90	-13.00	-35.58	9.32	Peak	Horizontal

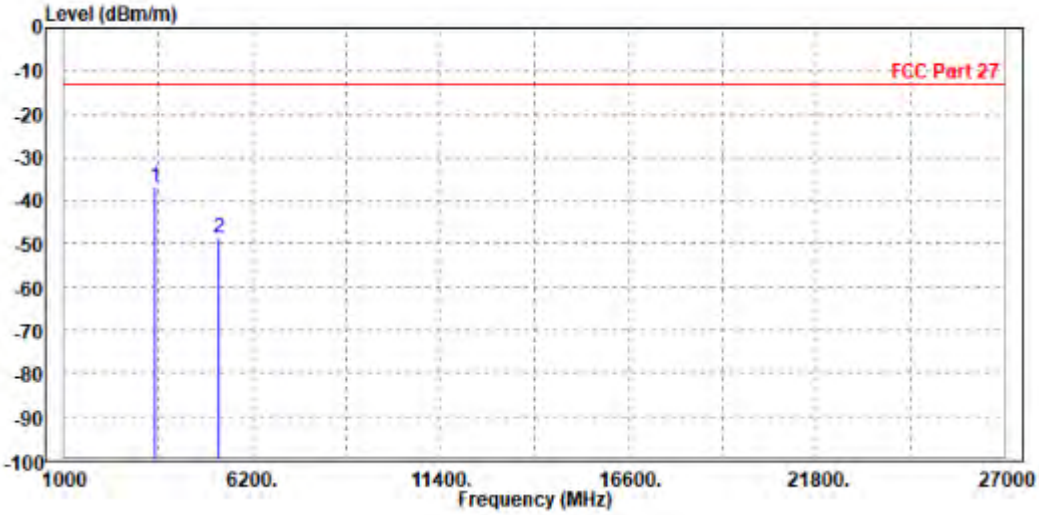

MODE	TX channel 132322	FREQUENCY RANGE	Above 1000MHz
ENVIRONMENTAL CONDITIONS	23deg. C, 70%RH	INPUT POWER	AC 120V/60HZ
TESTED BY	Jace Hu		
ANTENNA POLARITY & TEST DISTANCE: VERTICAL AT 3 M			

	Freq	Level	Read Level	Limit Line	Over Limit	Factor	Remark	Pol/Phase
	MHz	dBm/m	dBm	dBm/m	dB	dB/m		
1 PP	3522.000	-34.77	-43.97	-13.00	-21.77	9.20	Peak	Vertical
2	5265.000	-47.49	-57.29	-13.00	-34.49	9.80	Peak	Vertical

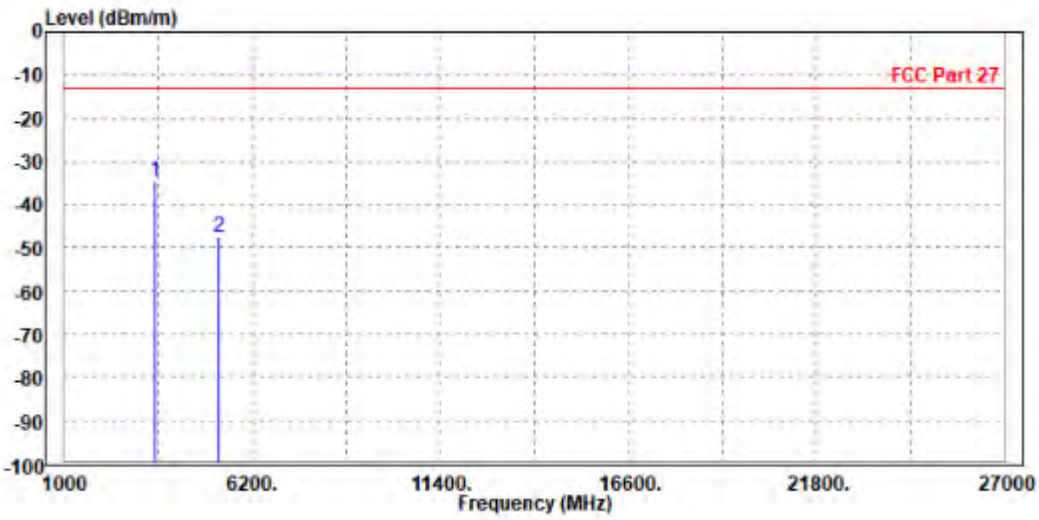

CH132665

MODE	TX channel 132665	FREQUENCY RANGE	Above 1000MHz
ENVIRONMENTAL CONDITIONS	23deg. C, 70%RH	INPUT POWER	AC 120V/60HZ
TESTED BY	Jace Hu		
ANTENNA POLARITY & TEST DISTANCE: HORIZONTAL AT 3 M			

		Freq	Level	Read Level	Limit Line	Over Limit	Factor	Remark	Pol/Phase
		MHz	dBm/m	dBm	dBm/m	dB	dB/m		
1	PP	3548.000	-33.35	-41.97	-13.00	-20.35	8.62	Peak	Horizontal
2		5337.900	-48.61	-58.15	-13.00	-35.61	9.54	Peak	Horizontal

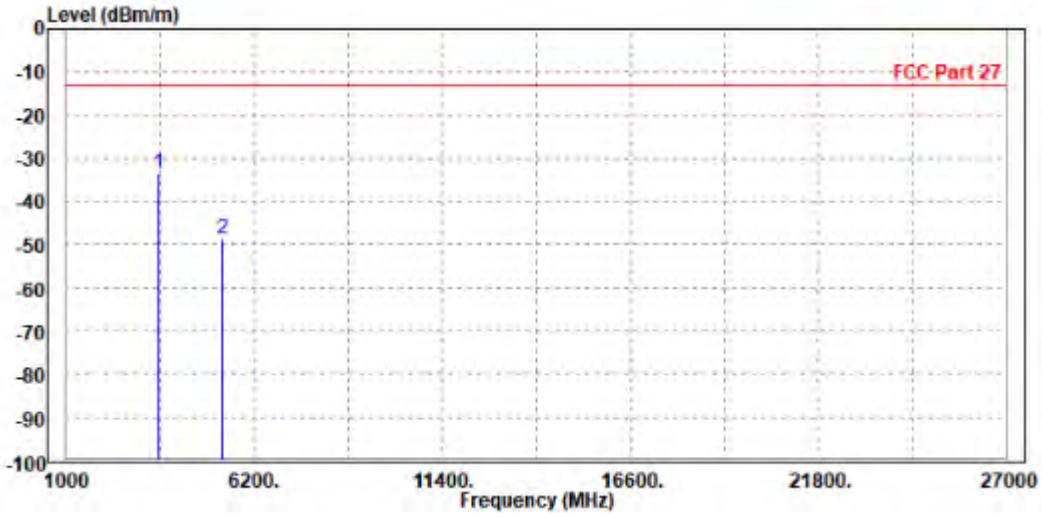

MODE	TX channel 132665	FREQUENCY RANGE	Above 1000MHz
ENVIRONMENTAL CONDITIONS	23deg. C, 70%RH	INPUT POWER	AC 120V/60HZ
TESTED BY	Jace Hu		
ANTENNA POLARITY & TEST DISTANCE: VERTICAL AT 3 M			

	Freq	Level	Read Level	Limit Line	Over Limit	Factor	Remark	Pol/Phase
	MHz	dBm/m	dBm	dBm/m	dB	dB/m		
1 PP	3548.000	-36.54	-45.75	-13.00	-23.54	9.21	Peak	Vertical
2	5337.900	-48.35	-58.12	-13.00	-35.35	9.77	Peak	Vertical

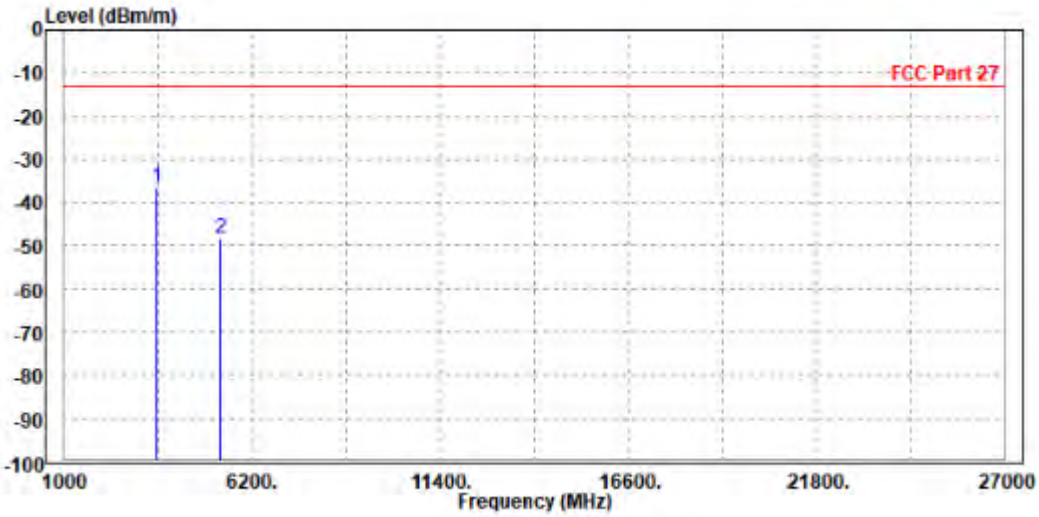

CHANNEL BANDWIDTH: 3MHz / QPSK

MODE	TX channel 132322	**FREQUENCY RANGE**	Above 1000MHz
ENVIRONMENTAL CONDITIONS	23deg. C, 70%RH	**INPUT POWER**	AC 120V/60HZ
TESTED BY	Jace Hu		
ANTENNA POLARITY & TEST DISTANCE: HORIZONTAL AT 3 M			

	Freq	Level	Read Level	Limit Line	Over Limit	Factor	Remark	Pol/Phase
	MHz	dBm/m	dBm	dBm/m	dB	dB/m		
1 PP	3522.000	-36.03	-44.63	-13.00	-23.03	8.60	Peak	Horizontal
2	5265.000	-48.72	-58.04	-13.00	-35.72	9.32	Peak	Horizontal

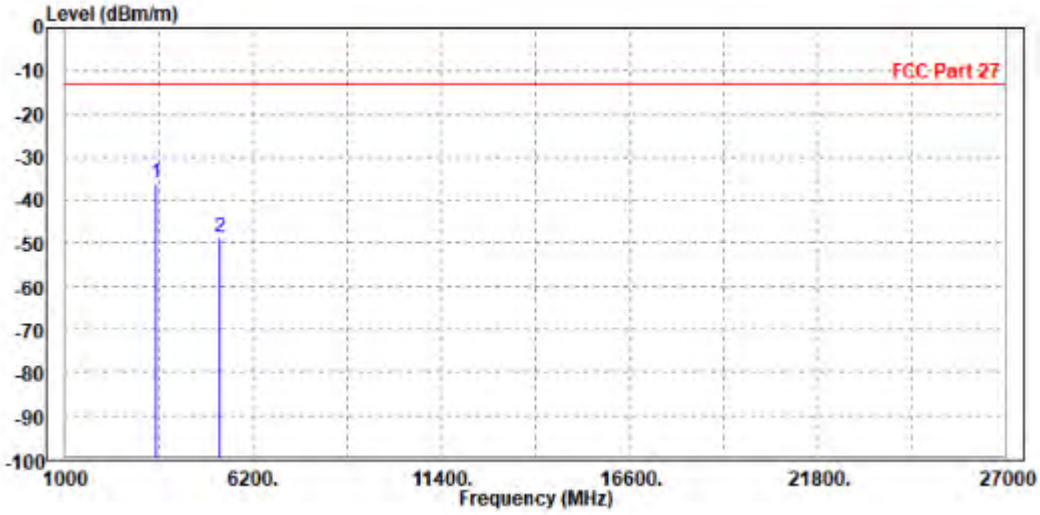

MODE	TX channel 132322	FREQUENCY RANGE	Above 1000MHz
ENVIRONMENTAL CONDITIONS	23deg. C, 70%RH	INPUT POWER	AC 120V/60HZ
TESTED BY	Jace Hu		
ANTENNA POLARITY & TEST DISTANCE: VERTICAL AT 3 M			

	Freq	Level	Read Level	Limit Line	Over Limit	Factor	Remark	Pol/Phase
	MHz	dBm/m	dBm	dBm/m	dB	dB/m		
1 PP	3522.000	-37.37	-46.57	-13.00	-24.37	9.20	Peak	Vertical
2	5265.000	-48.60	-58.40	-13.00	-35.60	9.80	Peak	Vertical

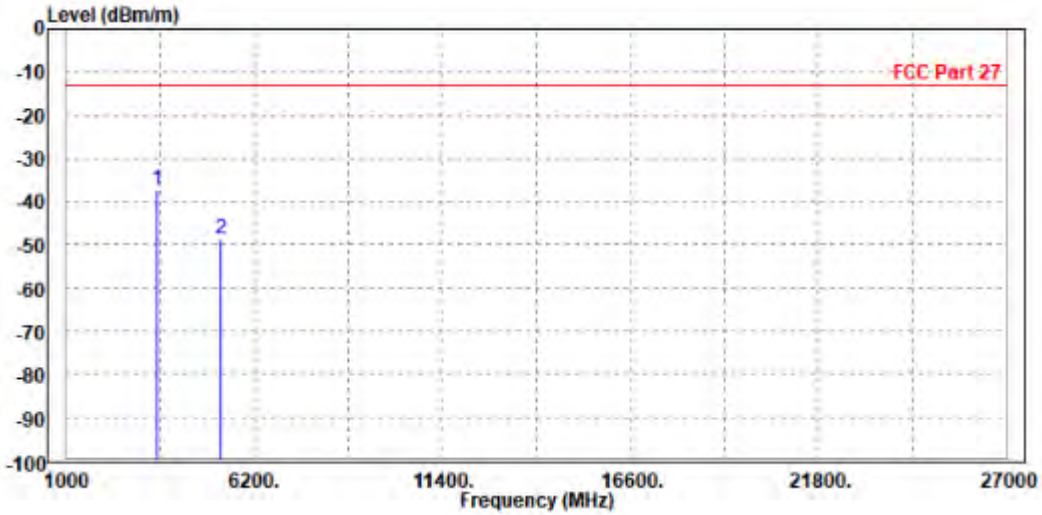

CHANNEL BANDWIDTH: 5MHz / QPSK

CH132322

MODE	TX channel 132322	**FREQUENCY RANGE**	Above 1000MHz
ENVIRONMENTAL CONDITIONS	23deg. C, 70%RH	**INPUT POWER**	AC 120V/60HZ
TESTED BY	Jace Hu		
ANTENNA POLARITY & TEST DISTANCE: HORIZONTAL AT 3 M			

	Freq	Level	Read Level	Limit Line	Over Limit	Factor	Remark	Pol/Phase
	MHz	dBm/m	dBm	dBm/m	dB	dB/m		
1 PP	3522.000	-39.35	-47.95	-13.00	-26.35	8.60	Peak	Horizontal
2	5265.000	-47.82	-57.14	-13.00	-34.82	9.32	Peak	Horizontal

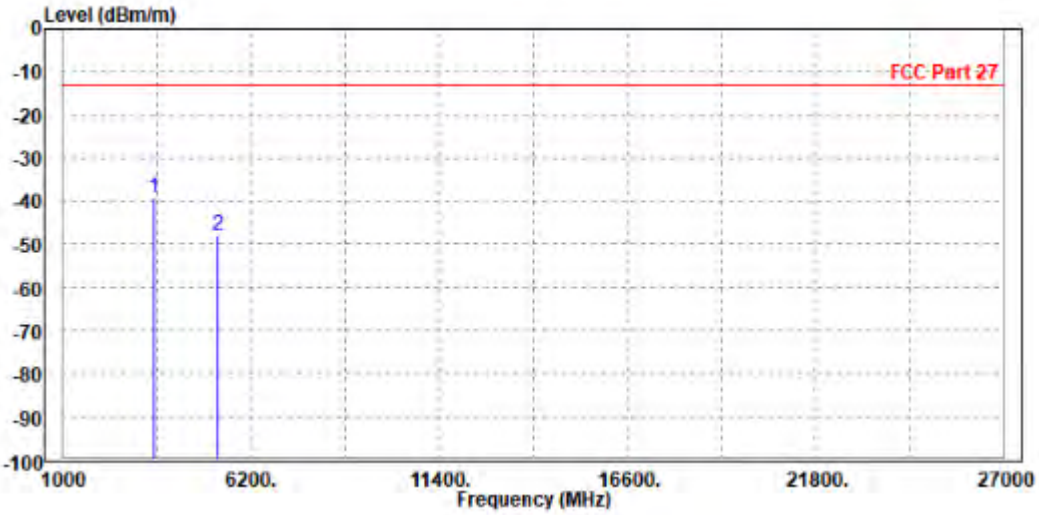

MODE	TX channel 132322	FREQUENCY RANGE	Above 1000MHz
ENVIRONMENTAL CONDITIONS	23deg. C, 70%RH	INPUT POWER	AC 120V/60HZ
TESTED BY	Jace Hu		
ANTENNA POLARITY & TEST DISTANCE: VERTICAL AT 3 M			

		Freq	Level	Read Level	Limit Line	Over Limit	Factor	Remark	Pol/Phase
		MHz	dBm/m	dBm	dBm/m	dB	dB/m		
1	PP	3522.000	-38.87	-48.07	-13.00	-25.87	9.20	Peak	Vertical
2		5265.000	-48.57	-58.37	-13.00	-35.57	9.80	Peak	Vertical

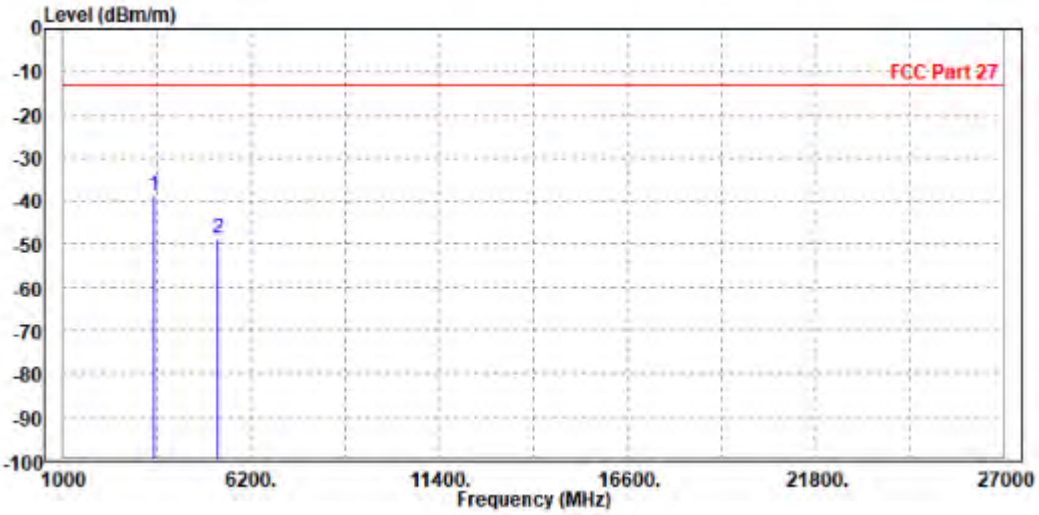

CHANNEL BANDWIDTH: 10MHz / QPSK

CH132322

MODE	TX channel 132322	**FREQUENCY RANGE**	Above 1000MHz
ENVIRONMENTAL CONDITIONS	23deg. C, 70%RH	**INPUT POWER**	AC 120V/60HZ
TESTED BY	Jace Hu		
ANTENNA POLARITY & TEST DISTANCE: HORIZONTAL AT 3 M			

		Freq	Level	Read Level	Limit Line	Over Limit	Factor	Remark	Pol/Phase
		MHz	dBm/m	dBm	dBm/m	dB	dB/m		
1	PP	3522.000	-37.62	-46.22	-13.00	-24.62	8.60	Peak	Horizontal
2		5265.000	-48.30	-57.62	-13.00	-35.30	9.32	Peak	Horizontal

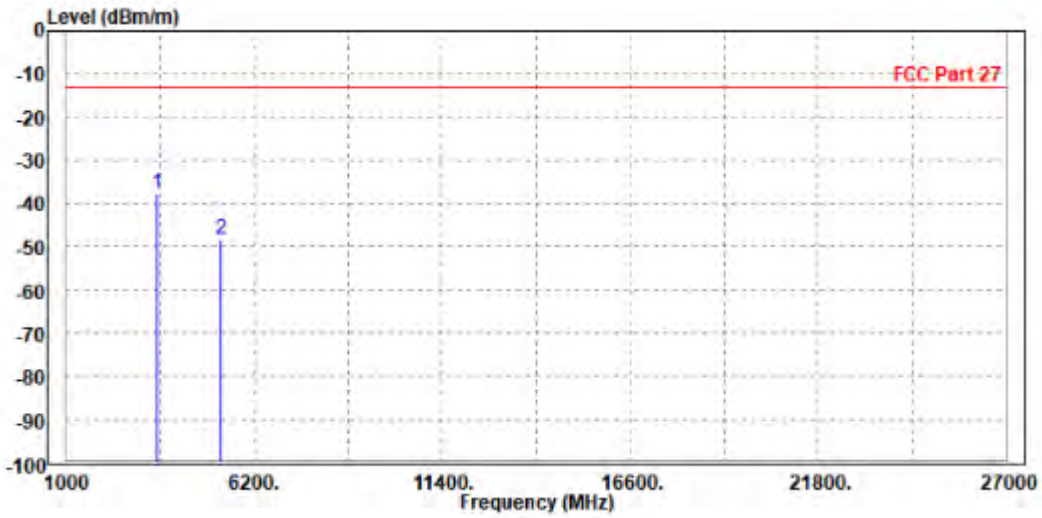

MODE	TX channel 132322	FREQUENCY RANGE	Above 1000MHz
ENVIRONMENTAL CONDITIONS	23deg. C, 70%RH	INPUT POWER	AC 120V/60HZ
TESTED BY	Jace Hu		
ANTENNA POLARITY & TEST DISTANCE: VERTICAL AT 3 M			

	Freq	Level	Read Level	Limit Line	Over Limit	Factor	Remark	Pol/Phase
	MHz	dBm/m	dBm	dBm/m	dB	dB/m		
1 PP	3522.000	-36.58	-45.78	-13.00	-23.58	9.20	Peak	Vertical
2	5265.000	-48.21	-58.01	-13.00	-35.21	9.80	Peak	Vertical

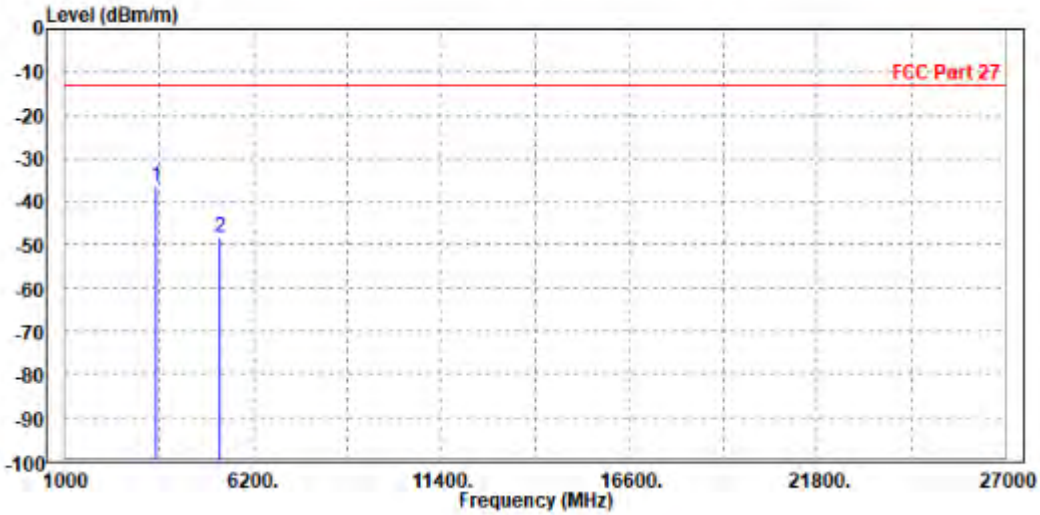

CHANNEL BANDWIDTH: 15MHz / QPSK

MODE	TX channel 132322	**FREQUENCY RANGE**	Above 1000MHz
ENVIRONMENTAL CONDITIONS	23deg. C, 70%RH	**INPUT POWER**	AC 120V/60HZ
TESTED BY	Jace Hu		
ANTENNA POLARITY & TEST DISTANCE: HORIZONTAL AT 3 M			

		Freq	Level	Read Level	Limit Line	Over Limit	Factor	Remark	Pol/Phase
		MHz	dBm/m	dBm	dBm/m	dB	dB/m		
1	PP	3522.000	-36.94	-45.54	-13.00	-23.94	8.60	Peak	Horizontal
2		5265.000	-48.10	-57.42	-13.00	-35.10	9.32	Peak	Horizontal

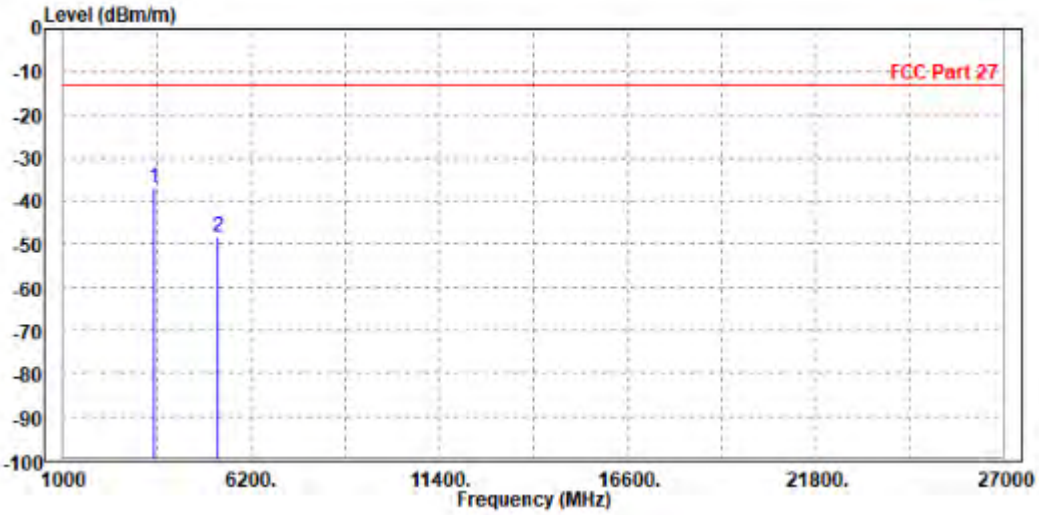

MODE	TX channel 132322	FREQUENCY RANGE	Above 1000MHz
ENVIRONMENTAL CONDITIONS	23deg. C, 70%RH	INPUT POWER	AC 120V/60HZ
TESTED BY	Jace Hu		
ANTENNA POLARITY & TEST DISTANCE: VERTICAL AT 3 M			

		Freq	Level	Read Level	Limit Line	Over Limit	Factor	Remark	Pol/Phase
		MHz	dBm/m	dBm	dBm/m	dB	dB/m		
1	PP	3522.000	-38.30	-47.50	-13.00	-25.30	9.20	Peak	Vertical
2		5265.000	-47.91	-57.71	-13.00	-34.91	9.80	Peak	Vertical

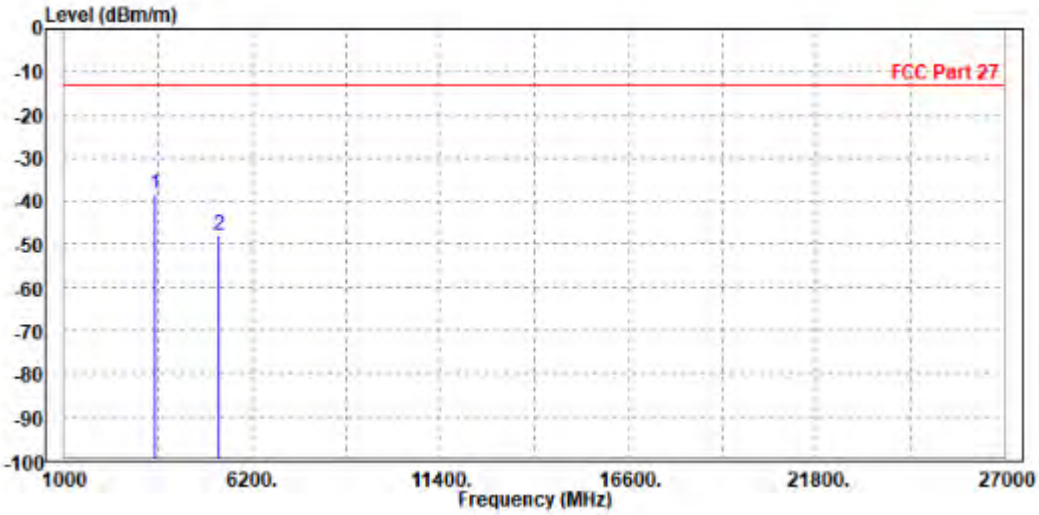

CHANNEL BANDWIDTH: 20MHz / QPSK

MODE	TX channel 132322	**FREQUENCY RANGE**	Above 1000MHz
ENVIRONMENTAL CONDITIONS	23deg. C, 70%RH	**INPUT POWER**	AC 120V/60HZ
TESTED BY	Jace Hu		
ANTENNA POLARITY & TEST DISTANCE: HORIZONTAL AT 3 M			

		Freq	Level	Read Level	Limit Line	Over Limit	Factor	Remark	Pol/Phase
		MHz	dBm/m	dBm	dBm/m	dB	dB/m		
1	PP	3522.000	-39.68	-48.28	-13.00	-26.68	8.60	Peak	Horizontal
2		5265.000	-48.15	-57.47	-13.00	-35.15	9.32	Peak	Horizontal

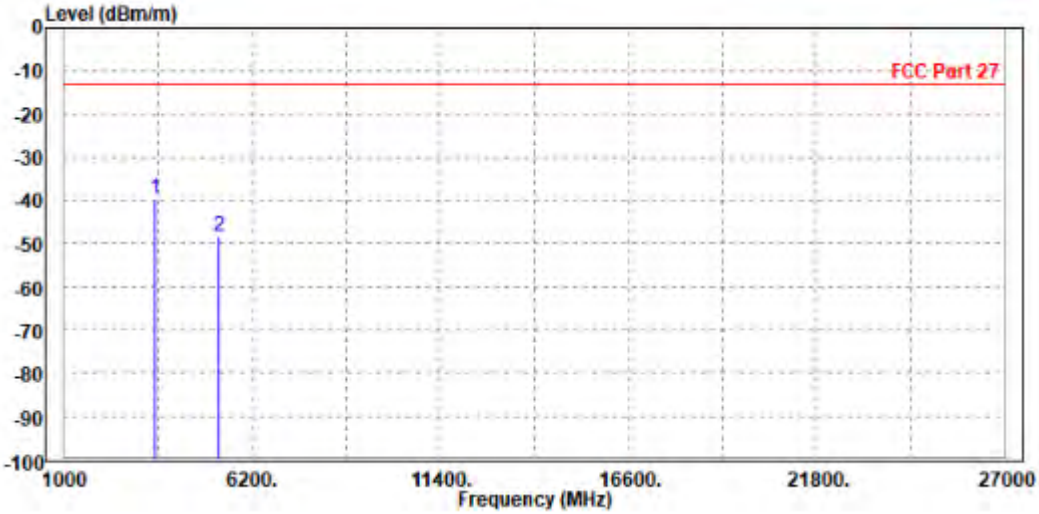

MODE	TX channel 132322	FREQUENCY RANGE	Above 1000MHz
ENVIRONMENTAL CONDITIONS	23deg. C, 70%RH	INPUT POWER	AC 120V/60HZ
TESTED BY	Jace Hu		
ANTENNA POLARITY & TEST DISTANCE: VERTICAL AT 3 M			

		Freq	Level	Read Level	Limit Line	Over Limit	Factor	Remark	Pol/Phase
		MHz	dBm/m	dBm	dBm/m	dB	dB/m		
1	PP	3522.000	-36.51	-45.71	-13.00	-23.51	9.20	Peak	Vertical
2		5265.000	-48.12	-57.92	-13.00	-35.12	9.80	Peak	Vertical

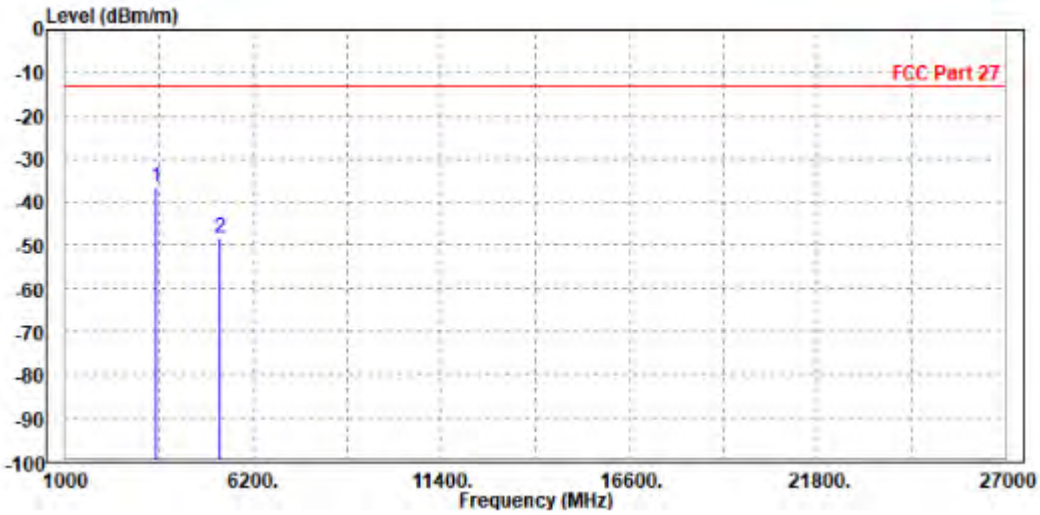

3.7 PEAK TO AVERAGE RATIO

3.7.1 LIMITS OF PEAK TO AVERAGE RATIO MEASUREMENT

In measuring transmissions in this band using an average power technique, the peak to-average ratio (PAR) of the transmission may not exceed 13 dB

3.7.2 TEST SETUP

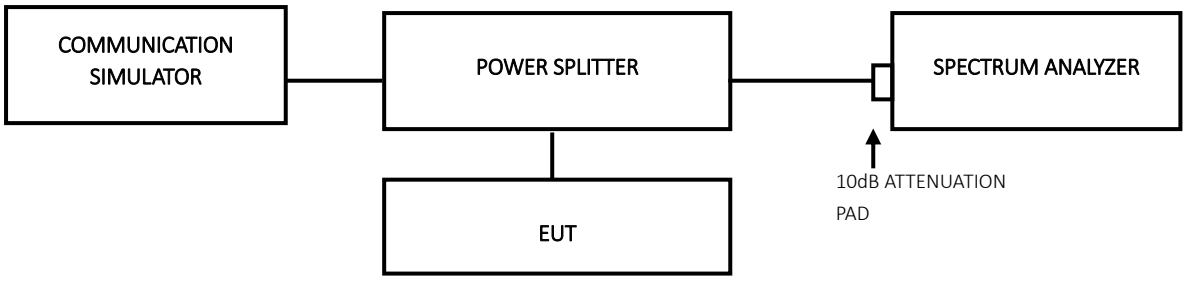

3.7.3 TEST PROCEDURES

1. Set resolution/measurement bandwidth ≥ signal's occupied bandwidth;
2. Set the number of counts to a value that stabilizes the measured CCDF curve;
3. Record the maximum PAPR level associated with a probability of 0.1%.

3.7.4 TEST RESULTS

Please Refer to Appendix Of this test report.

4 INFORMATION ON THE TESTING LABORATORIES

We, BV 7LAYERS COMMUNICATIONS TECHNOLOGY (SHENZHEN) CO. LTD., were founded in 2015 to provide our best service in EMC, Radio, Telecom and Safety consultation. Our laboratories are accredited and approved according to ISO/IEC 17025.

If you have any comments, please feel free to contact us at the following:

Shenzhen EMC/RF Lab:
Tel: +86-755-88696566
Fax: +86-755-88696577

Email: customerservice.sw@cn.bureauveritas.com
Web Site: www.adt.com.tw

The address and road map of all our labs can be found in our web site also.

5 MODIFICATIONS RECORDERS FOR ENGINEERING CHANGES TO THE EUT BY THE LAB

No any modifications are made to the EUT by the lab during the test.

6 Appendix

WCDMA B4

PEAK-TO-AVERAGE RATIO

Test Result

Band	Channel	Peak-to-Average Ratio(dB)	Limit(dBm)	Verdict
Band4	1312	2.94	13	PASS
Band4	1413	2.98	13	PASS
Band4	1513	2.71	13	PASS

Test Graphs

Band4-1312
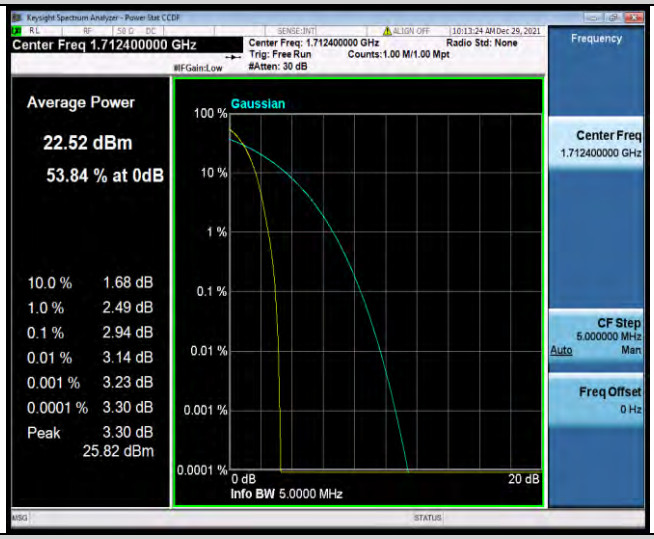
Band4-1413
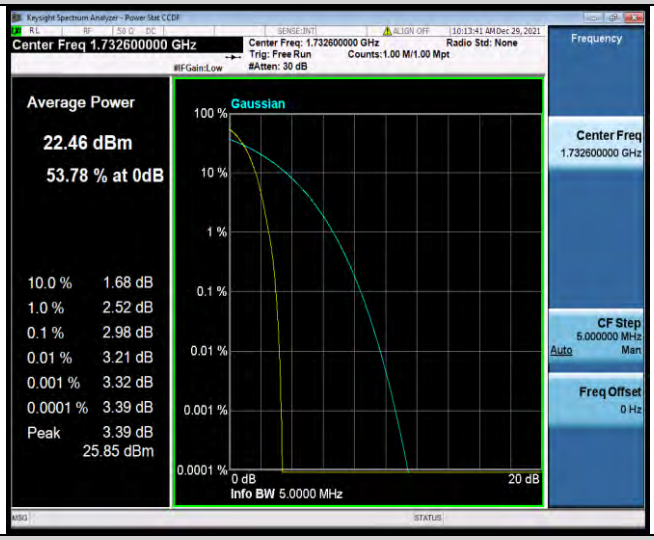
Band4-1513

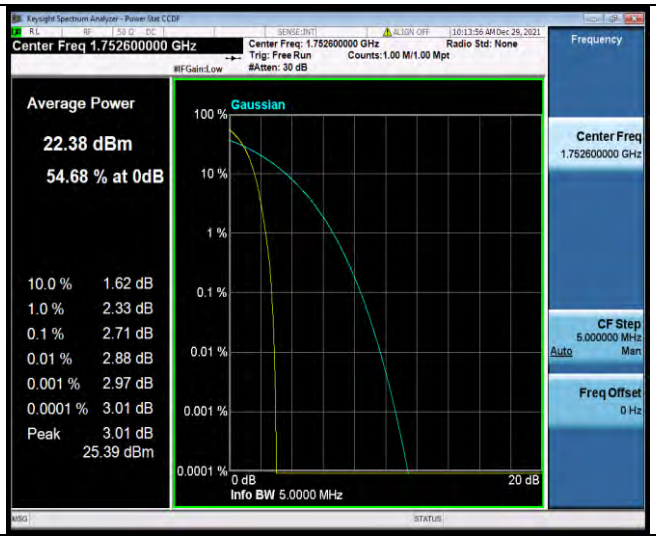

26DB BANDWIDTH AND OCCUPIED BANDWIDTH

Test Result

Band	Channel	Occupied Bandwidth (MHz)	26dB Bandwidth (MHz)	Limit(kHz)	Verdict
Band4	1312	4.1638	4.693	---	PASS
Band4	1413	4.1642	4.689	---	PASS
Band4	1513	4.1679	4.693	---	PASS

Test Graphs

Band4-1312-4.693

Band4-1413-4.689

Band4-1513-4.693

BAND EDGE

Test Result

Band	Channel	Frequency (MHz)	Result (dBm)	Limit(dBm)	Verdict
Band4	1312	1709.93	-29.66	-13	PASS
Band4	1513	1755.00	-29.94	-13	PASS

Test Graphs

Band4-1312

Band4-1513

CONDUCTED SPURIOUS EMISSION

Test Result

Band	Channel	Frequency Range (Mhz)	Frequency (dBm)	Result (dBm)	Limit (dBm)	Verdict
Band4	1312	0.15~30MHz	0.18	-41.21	-23	PASS
Band4	1312	30~1000MHz	783.21	-37.36	-13	PASS
Band4	1312	1000~3000MHz	2652.4	-36.49	-13	PASS
Band4	1312	3000~20000MHz	19093.33	-33.3	-13	PASS
Band4	1413	0.15~30MHz	0.15	-38.68	-23	PASS
Band4	1413	30~1000MHz	896.57	-37.22	-13	PASS
Band4	1413	1000~3000MHz	2640.47	-36.43	-13	PASS
Band4	1413	3000~20000MHz	19088.23	-33.34	-13	PASS
Band4	1513	0.15~30MHz	0.15	-39.14	-23	PASS
Band4	1513	30~1000MHz	771.34	-37.48	-13	PASS
Band4	1513	1000~3000MHz	2629.73	-36.5	-13	PASS
Band4	1513	3000~20000MHz	19121.67	-33.38	-13	PASS

Test Graphs

Band4-1312-0.15~30MHz

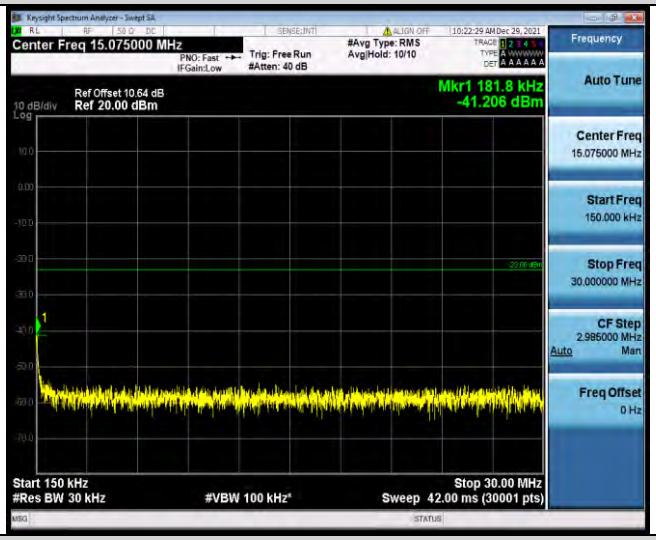

Band4-1312-30~1000MHz

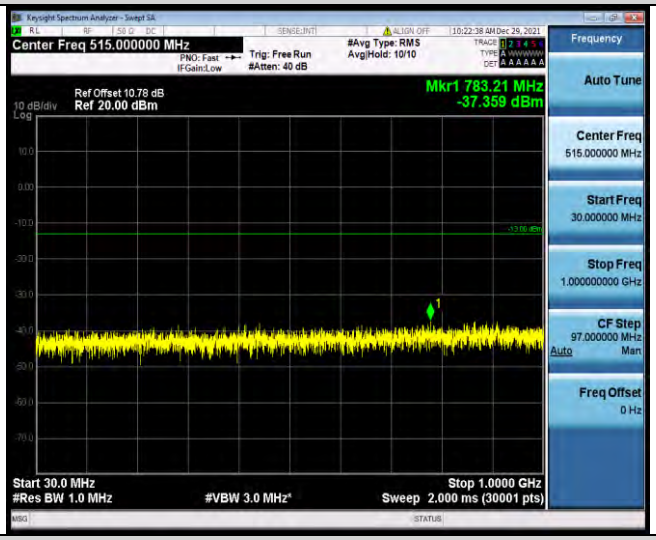

Band4-1312-1000~3000MHz

Band4-1312-3000~20000MHz

Band4-1413-0.15~30MHz

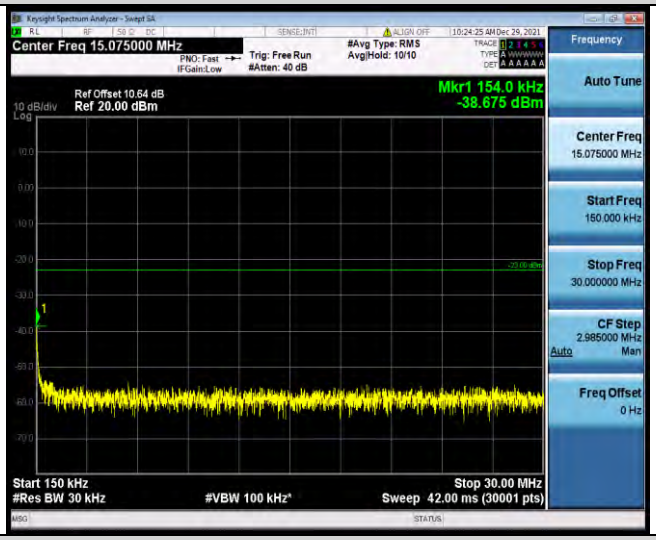

Band4-1413-30~1000MHz

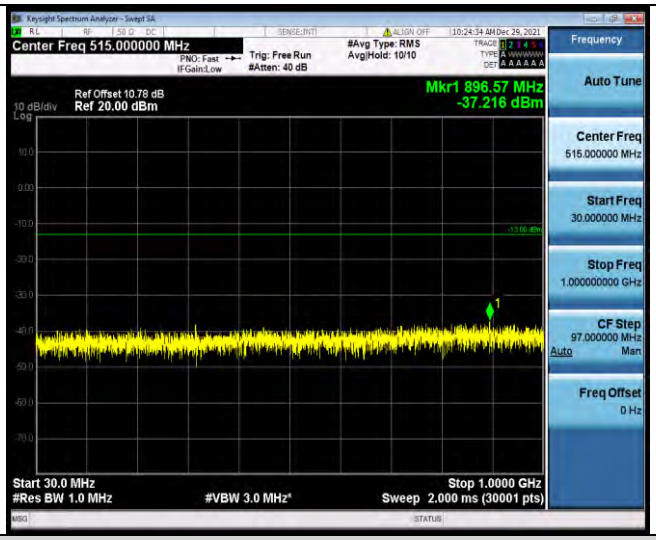

Band4-1413-1000~3000MHz

Band4-1413-3000~20000MHz

Band4-1513-0.15~30MHz

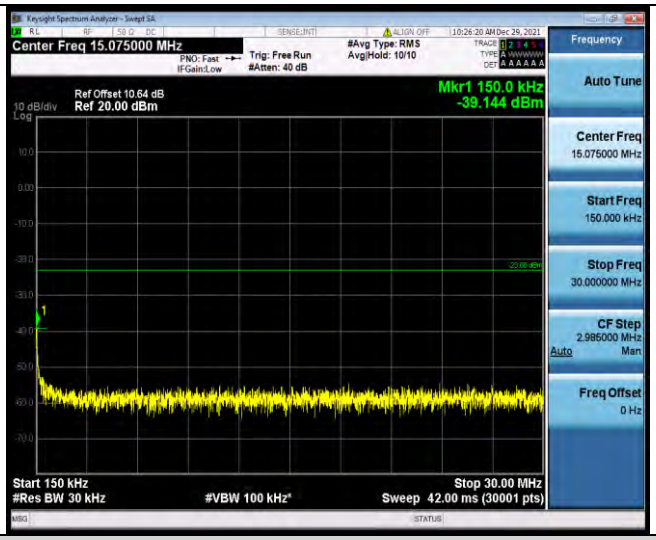

Band4-1513-30~1000MHz

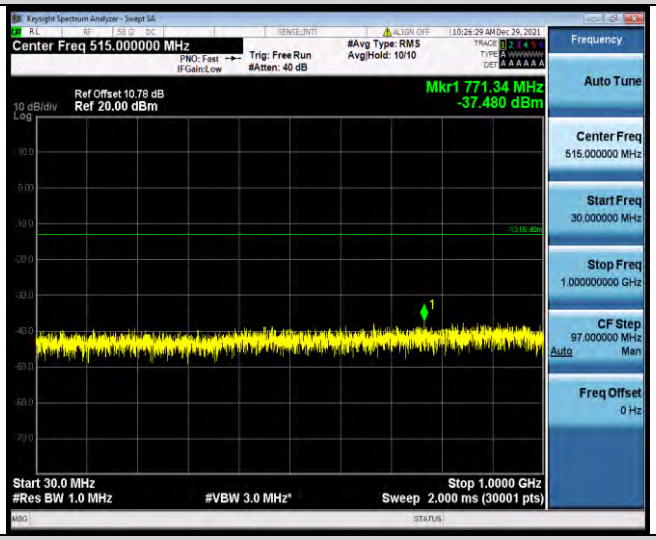

Band4-1513-1000~3000MHz

Band4-1513-3000~20000MHz

FREQUENCY STABILITY

Test Result

Voltage							
Band	Channel	Voltage (Vdc)	Temperature (℃)	Deviation (Hz)	Deviation (ppm)	Limit (ppm)	Verdict
Band4	1312	VL	NT	4.50	0.002628	±2.5	PASS
Band4	1312	VN	NT	-4.94	-0.002885	±2.5	PASS
Band4	1312	VH	NT	-0.05	-0.000029	±2.5	PASS
Band4	1413	VL	NT	-3.15	-0.001818	±2.5	PASS
Band4	1413	VN	NT	-1.95	-0.001125	±2.5	PASS
Band4	1413	VH	NT	2.27	0.001310	±2.5	PASS
Band4	1513	VL	NT	-2.27	-0.001295	±2.5	PASS
Band4	1513	VN	NT	-1.26	-0.000719	±2.5	PASS
Band4	1513	VH	NT	-3.25	-0.001854	±2.5	PASS

Temperature							
Band	Channel	Voltage (Vdc)	Temperature (℃)	Deviation (Hz)	Deviation (ppm)	Limit (ppm)	Verdict
Band4	1312	NV	-30	-1.45	-0.000847	±2.5	PASS
Band4	1312	NV	-20	-0.24	-0.000140	±2.5	PASS
Band4	1312	NV	0	1.67	0.000975	±2.5	PASS
Band4	1312	NV	10	3.47	0.002026	±2.5	PASS
Band4	1312	NV	20	1.80	0.001051	±2.5	PASS
Band4	1312	NV	30	-10.51	-0.0127	±2.5	PASS
Band4	1312	NV	40	-9.25	-0.0112	±2.5	PASS
Band4	1312	NV	50	-8.28	-0.0100	±2.5	PASS

Band4	1413	NV	-30	-3.33	-0.001922	±2.5	PASS
Band4	1413	NV	-20	-0.70	-0.000404	±2.5	PASS
Band4	1413	NV	0	2.14	0.001235	±2.5	PASS
Band4	1413	NV	10	3.33	0.001922	±2.5	PASS
Band4	1413	NV	20	7.26	0.004190	±2.5	PASS
Band4	1413	NV	30	-7.21	-0.0087	±2.5	PASS
Band4	1413	NV	40	-6.57	-0.0080	±2.5	PASS
Band4	1413	NV	50	-4.84	-0.0059	±2.5	PASS
Band4	1513	NV	-30	3.37	0.001923	±2.5	PASS
Band4	1513	NV	-20	4.80	0.002739	±2.5	PASS
Band4	1513	NV	0	-2.22	-0.001267	±2.5	PASS
Band4	1513	NV	10	-2.47	-0.001409	±2.5	PASS
Band4	1513	NV	20	1.70	0.000970	±2.5	PASS
Band4	1513	NV	30	-2.49	-0.0030	±2.5	PASS
Band4	1513	NV	40	-1.45	-0.0018	±2.5	PASS
Band4	1513	NV	50	-0.39	-0.0005	±2.5	PASS

LTE BAND4

PEAK-TO-AVERAGE RATIO(CCDF)

Test Result

Band	Bandwidth	Modulation	Channel	RB Configuration	Result(dB)	Limit(dB)	Verdict
Band4	1.4MHz	QPSK	19957	1RB#0	4.55	13	PASS
Band4	1.4MHz	QPSK	19957	6RB#0	5.09	13	PASS
Band4	1.4MHz	QPSK	20175	1RB#0	5.05	13	PASS
Band4	1.4MHz	QPSK	20175	6RB#0	5.33	13	PASS
Band4	1.4MHz	QPSK	20393	1RB#0	4.00	13	PASS
Band4	1.4MHz	QPSK	20393	6RB#0	4.60	13	PASS
Band4	1.4MHz	16QAM	19957	1RB#0	5.21	13	PASS
Band4	1.4MHz	16QAM	19957	6RB#0	5.93	13	PASS
Band4	1.4MHz	16QAM	20175	1RB#0	6.16	13	PASS
Band4	1.4MHz	16QAM	20175	6RB#0	6.27	13	PASS
Band4	1.4MHz	16QAM	20393	1RB#0	4.72	13	PASS
Band4	1.4MHz	16QAM	20393	6RB#0	5.45	13	PASS
Band4	3MHz	QPSK	19965	1RB#0	4.51	13	PASS
Band4	3MHz	QPSK	19965	15RB#0	5.08	13	PASS
Band4	3MHz	QPSK	20175	1RB#0	5.05	13	PASS
Band4	3MHz	QPSK	20175	15RB#0	5.42	13	PASS
Band4	3MHz	QPSK	20385	1RB#0	3.72	13	PASS
Band4	3MHz	QPSK	20385	15RB#0	4.57	13	PASS
Band4	3MHz	16QAM	19965	1RB#0	5.53	13	PASS
Band4	3MHz	16QAM	19965	15RB#0	6.00	13	PASS
Band4	3MHz	16QAM	20175	1RB#0	6.13	13	PASS
Band4	3MHz	16QAM	20175	15RB#0	6.36	13	PASS
Band4	3MHz	16QAM	20385	1RB#0	4.80	13	PASS
Band4	3MHz	16QAM	20385	15RB#0	5.46	13	PASS
Band4	5MHz	QPSK	19975	1RB#0	4.66	13	PASS
Band4	5MHz	QPSK	19975	25RB#0	5.16	13	PASS
Band4	5MHz	QPSK	20175	1RB#0	5.40	13	PASS
Band4	5MHz	QPSK	20175	25RB#0	5.39	13	PASS
Band4	5MHz	QPSK	20375	1RB#0	4.11	13	PASS
Band4	5MHz	QPSK	20375	25RB#0	4.59	13	PASS
Band4	5MHz	16QAM	19975	1RB#0	5.64	13	PASS
Band4	5MHz	16QAM	19975	25RB#0	5.98	13	PASS
Band4	5MHz	16QAM	20175	1RB#0	6.07	13	PASS
Band4	5MHz	16QAM	20175	25RB#0	6.17	13	PASS
Band4	5MHz	16QAM	20375	1RB#0	4.68	13	PASS
Band4	5MHz	16QAM	20375	25RB#0	5.39	13	PASS
Band4	10MHz	QPSK	20000	1RB#0	4.47	13	PASS
Band4	10MHz	QPSK	20000	50RB#0	5.37	13	PASS
Band4	10MHz	QPSK	20175	1RB#0	5.20	13	PASS
Band4	10MHz	QPSK	20175	50RB#0	5.41	13	PASS
Band4	10MHz	QPSK	20350	1RB#0	3.96	13	PASS
Band4	10MHz	QPSK	20350	50RB#0	4.65	13	PASS

Band4	10MHz	16QAM	20000	1RB#0	5.45	13	PASS
Band4	10MHz	16QAM	20000	50RB#0	6.16	13	PASS
Band4	10MHz	16QAM	20175	1RB#0	6.18	13	PASS
Band4	10MHz	16QAM	20175	50RB#0	6.24	13	PASS
Band4	10MHz	16QAM	20350	1RB#0	4.97	13	PASS
Band4	10MHz	16QAM	20350	50RB#0	5.54	13	PASS
Band4	15MHz	QPSK	20025	1RB#0	4.52	13	PASS
Band4	15MHz	QPSK	20025	75RB#0	5.74	13	PASS
Band4	15MHz	QPSK	20175	1RB#0	5.13	13	PASS
Band4	15MHz	QPSK	20175	75RB#0	5.72	13	PASS
Band4	15MHz	QPSK	20325	1RB#0	4.36	13	PASS
Band4	15MHz	QPSK	20325	75RB#0	5.13	13	PASS
Band4	15MHz	16QAM	20025	1RB#0	5.44	13	PASS
Band4	15MHz	16QAM	20025	75RB#0	6.31	13	PASS
Band4	15MHz	16QAM	20175	1RB#0	6.20	13	PASS
Band4	15MHz	16QAM	20175	75RB#0	6.36	13	PASS
Band4	15MHz	16QAM	20325	1RB#0	5.28	13	PASS
Band4	15MHz	16QAM	20325	75RB#0	5.80	13	PASS
Band4	20MHz	QPSK	20050	1RB#0	4.39	13	PASS
Band4	20MHz	QPSK	20050	100RB#0	5.60	13	PASS
Band4	20MHz	QPSK	20175	1RB#0	5.16	13	PASS
Band4	20MHz	QPSK	20175	100RB#0	5.57	13	PASS
Band4	20MHz	QPSK	20300	1RB#0	4.61	13	PASS
Band4	20MHz	QPSK	20300	100RB#0	5.29	13	PASS
Band4	20MHz	16QAM	20050	1RB#0	5.17	13	PASS
Band4	20MHz	16QAM	20050	100RB#0	6.35	13	PASS
Band4	20MHz	16QAM	20175	1RB#0	6.32	13	PASS
Band4	20MHz	16QAM	20175	100RB#0	6.30	13	PASS
Band4	20MHz	16QAM	20300	1RB#0	5.76	13	PASS
Band4	20MHz	16QAM	20300	100RB#0	6.02	13	PASS
Band4	1.4MHz	64QAM	19957	1RB#0	5.81	13	PASS
Band4	1.4MHz	64QAM	19957	6RB#0	6.10	13	PASS
Band4	1.4MHz	64QAM	20175	1RB#0	6.11	13	PASS
Band4	1.4MHz	64QAM	20175	6RB#0	6.35	13	PASS
Band4	1.4MHz	64QAM	20393	1RB#0	5.42	13	PASS
Band4	1.4MHz	64QAM	20393	6RB#0	6.08	13	PASS
Band4	3MHz	64QAM	19965	1RB#0	5.75	13	PASS
Band4	3MHz	64QAM	19965	15RB#0	6.22	13	PASS
Band4	3MHz	64QAM	20175	1RB#0	6.39	13	PASS
Band4	3MHz	64QAM	20175	15RB#0	6.45	13	PASS
Band4	3MHz	64QAM	20385	1RB#0	5.45	13	PASS
Band4	3MHz	64QAM	20385	15RB#0	6.08	13	PASS
Band4	5MHz	64QAM	19975	1RB#0	5.88	13	PASS
Band4	5MHz	64QAM	19975	25RB#0	6.12	13	PASS
Band4	5MHz	64QAM	20175	1RB#0	6.25	13	PASS
Band4	5MHz	64QAM	20175	25RB#0	6.38	13	PASS
Band4	5MHz	64QAM	20375	1RB#0	5.41	13	PASS
Band4	5MHz	64QAM	20375	25RB#0	6.10	13	PASS
Band4	10MHz	64QAM	20000	1RB#0	5.70	13	PASS
Band4	10MHz	64QAM	20000	50RB#0	6.33	13	PASS
Band4	10MHz	64QAM	20175	1RB#0	6.25	13	PASS
Band4	10MHz	64QAM	20175	50RB#0	6.41	13	PASS
Band4	10MHz	64QAM	20350	1RB#0	5.58	13	PASS

Band4	10MHz	64QAM	20350	50RB#0	6.17	13	PASS
Band4	15MHz	64QAM	20025	1RB#0	5.81	13	PASS
Band4	15MHz	64QAM	20025	75RB#0	6.44	13	PASS
Band4	15MHz	64QAM	20175	1RB#0	6.21	13	PASS
Band4	15MHz	64QAM	20175	75RB#0	6.52	13	PASS
Band4	15MHz	64QAM	20325	1RB#0	5.81	13	PASS
Band4	15MHz	64QAM	20325	75RB#0	6.28	13	PASS
Band4	20MHz	64QAM	20050	1RB#0	5.19	13	PASS
Band4	20MHz	64QAM	20050	100RB#0	6.49	13	PASS
Band4	20MHz	64QAM	20175	1RB#0	6.26	13	PASS
Band4	20MHz	64QAM	20175	100RB#0	6.45	13	PASS
Band4	20MHz	64QAM	20300	1RB#0	6.19	13	PASS
Band4	20MHz	64QAM	20300	100RB#0	6.35	13	PASS

Test Graphs

Band4-1.4MHz-QPSK-19957-1RB#0

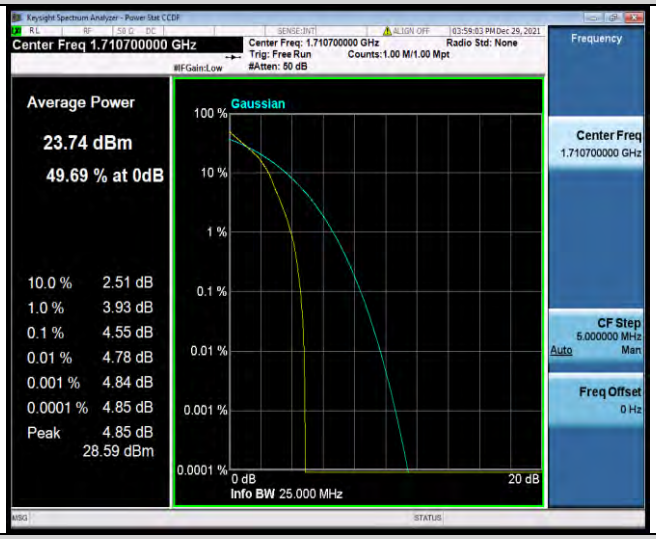

Band4-1.4MHz-QPSK-19957-6RB#0

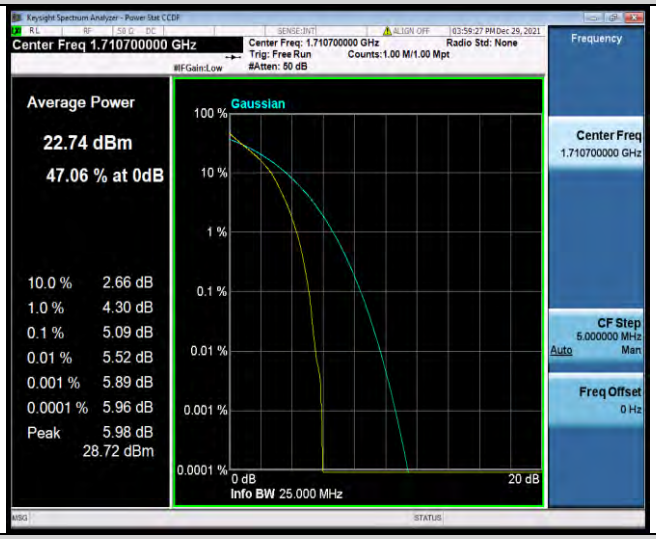

Band4-1.4MHz-QPSK-20175-1RB#0

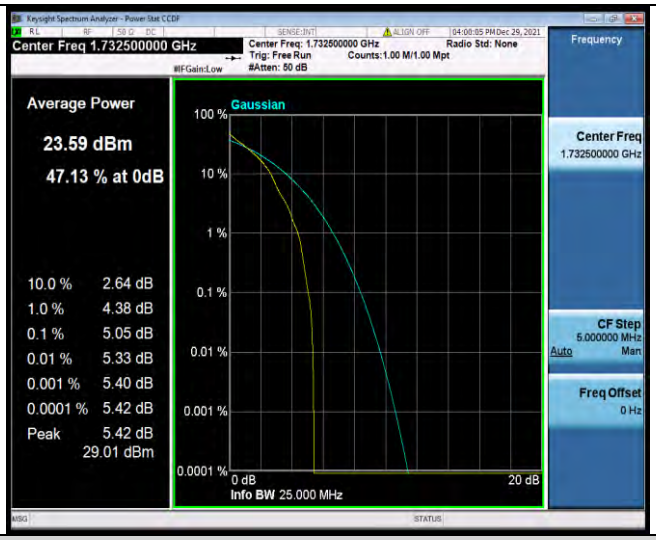

Band4-1.4MHz-QPSK-20175-6RB#0

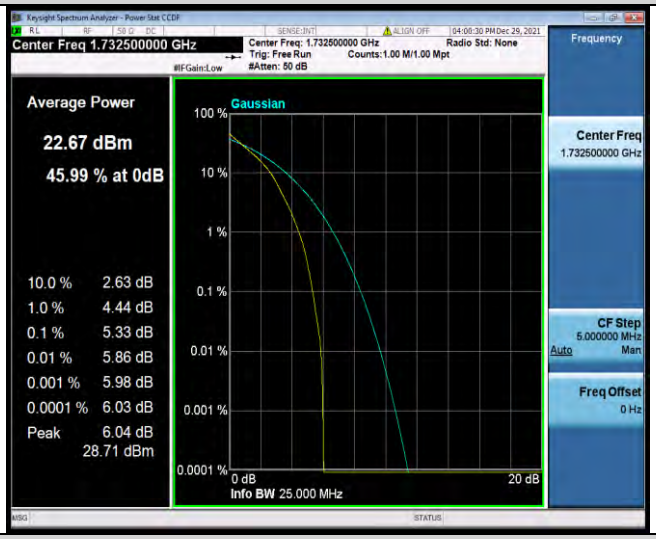

Band4-1.4MHz-QPSK-20393-1RB#0

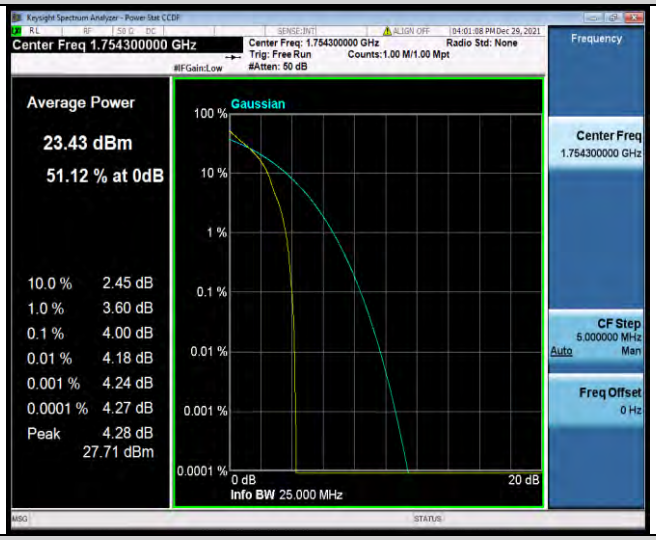

Band4-1.4MHz-QPSK-20393-6RB#0

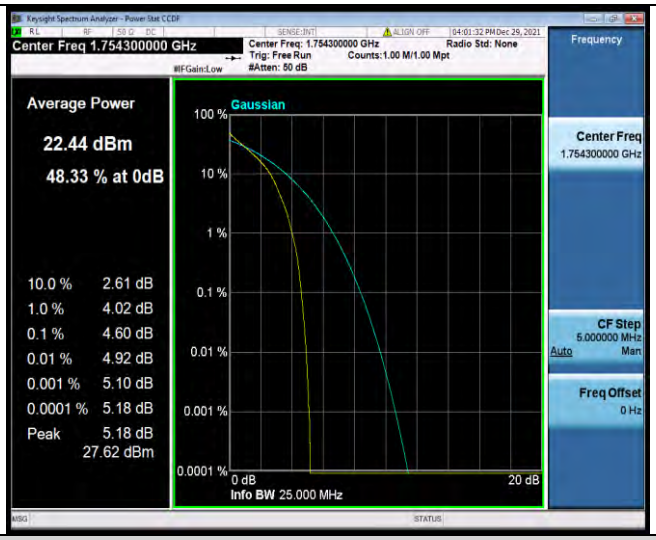

Band4-1.4MHz-16QAM-19957-1RB#0

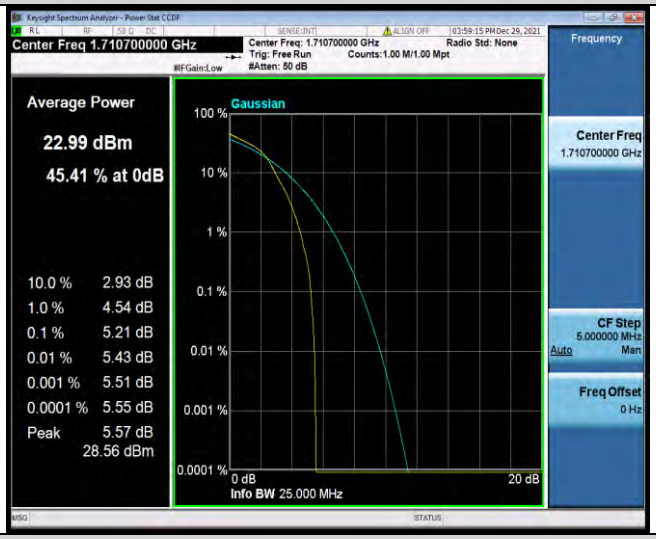

Band4-1.4MHz-16QAM-19957-6RB#0

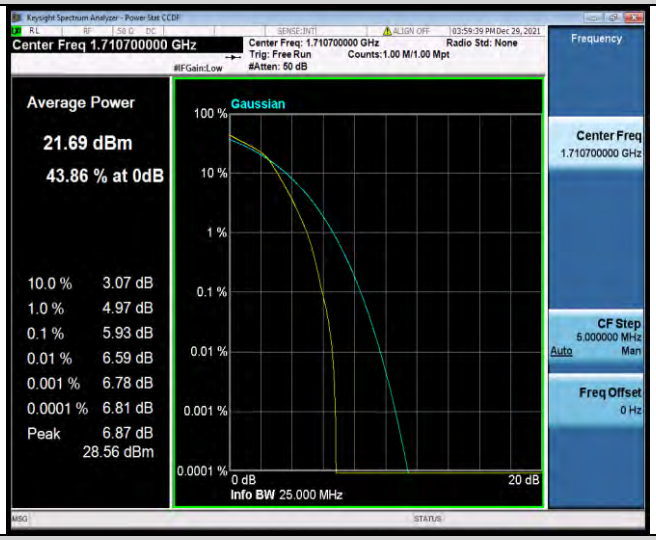

Band4-1.4MHz-16QAM-20175-1RB#0

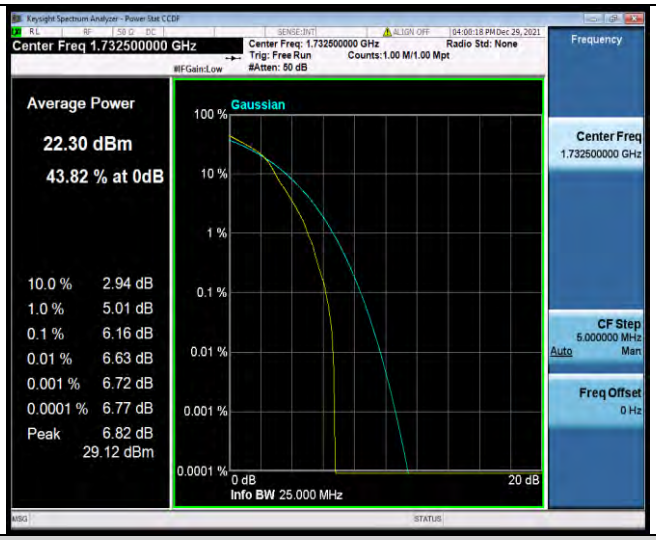

Band4-1.4MHz-16QAM-20175-6RB#0

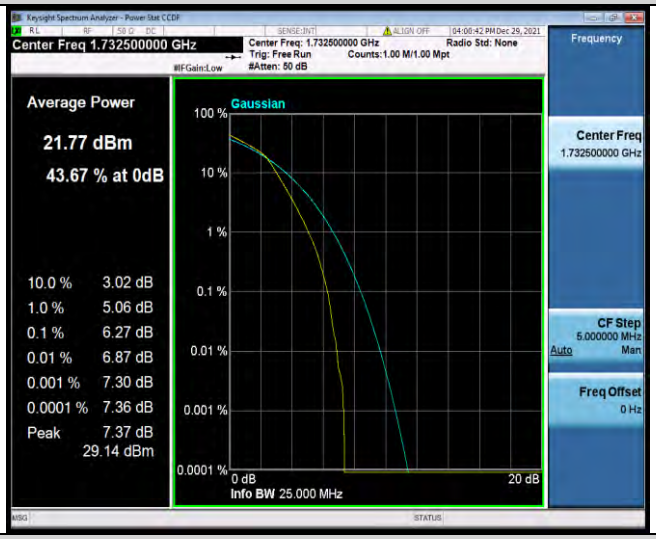

Band4-1.4MHz-16QAM-20393-1RB#0

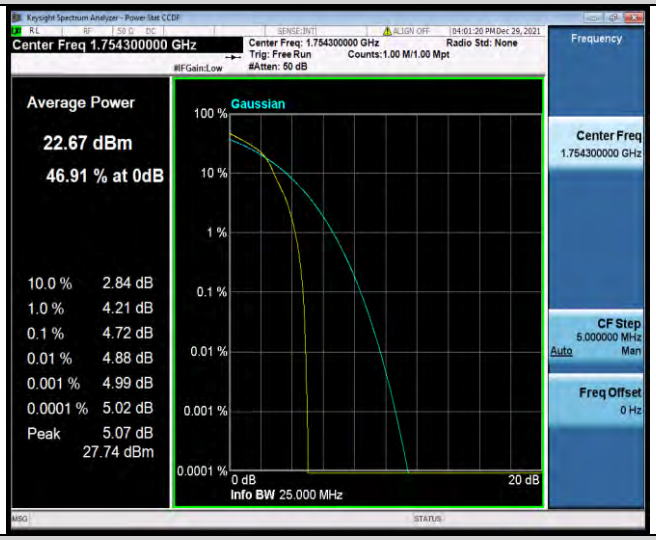

Band4-1.4MHz-16QAM-20393-6RB#0

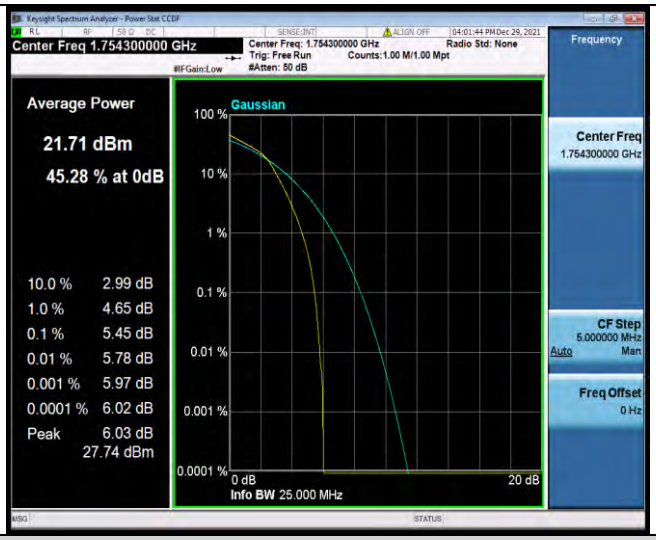

Band4-3MHz-QPSK-19965-1RB#0

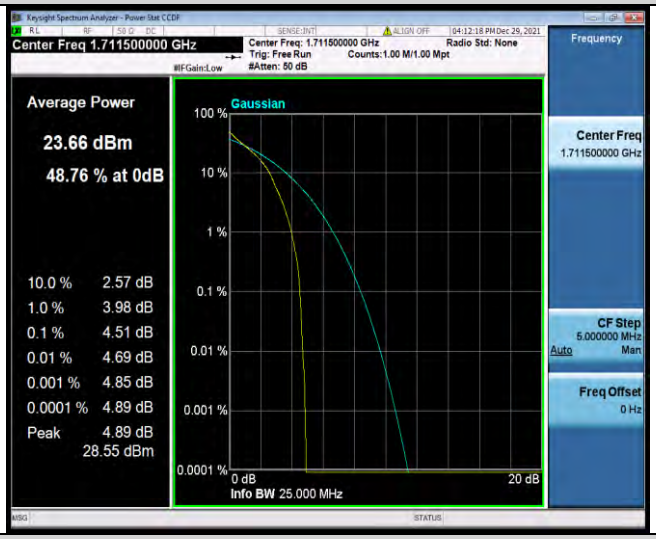

Band4-3MHz-QPSK-19965-15RB#0

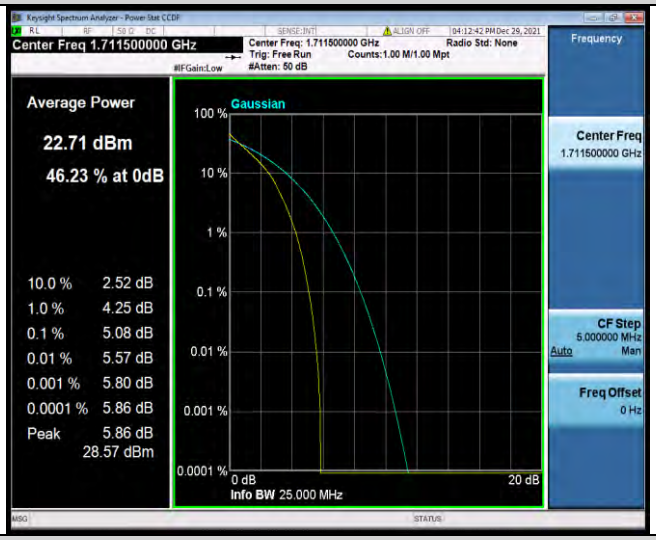

Band4-3MHz-QPSK-20175-1RB#0

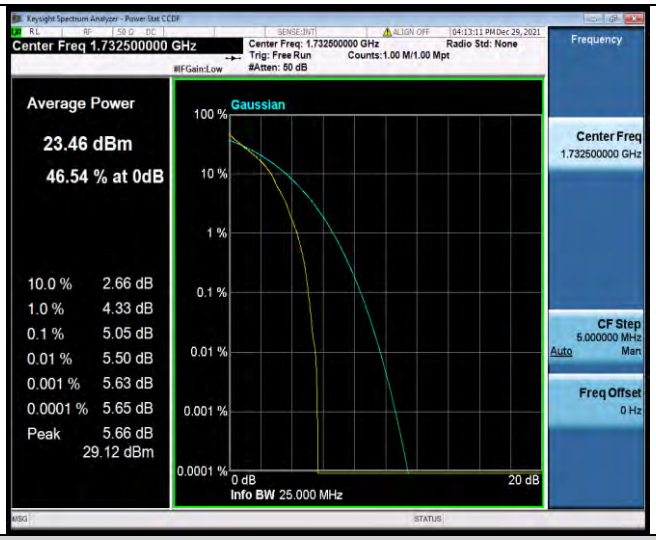

Band4-3MHz-QPSK-20175-15RB#0

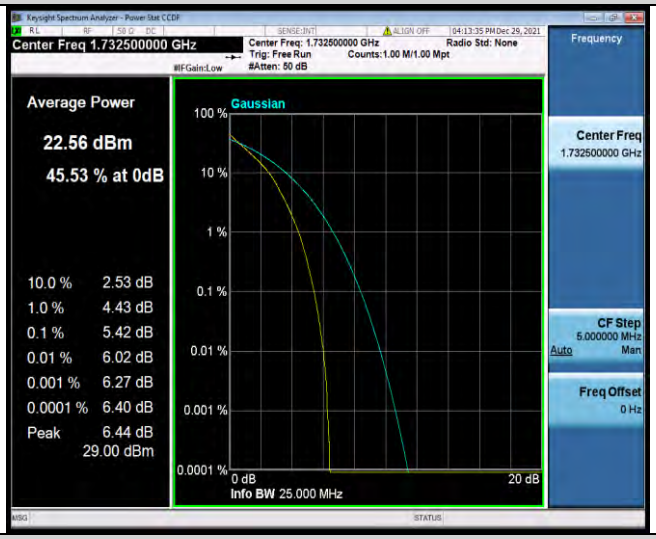

Band4-3MHz-QPSK-20385-1RB#0

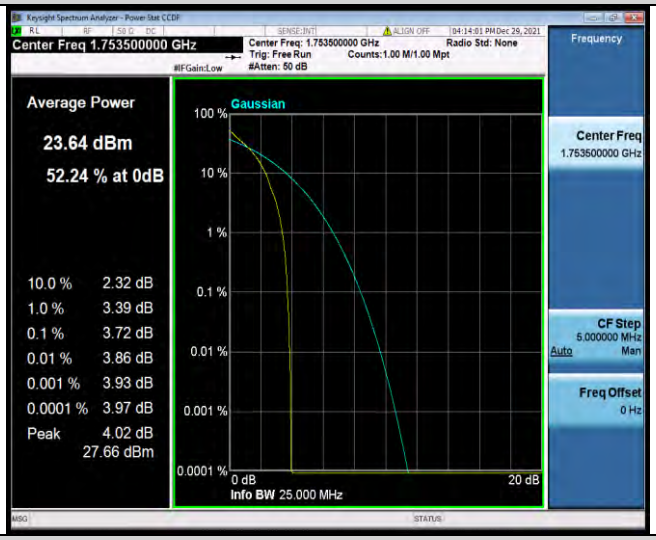

Band4-3MHz-QPSK-20385-15RB#0

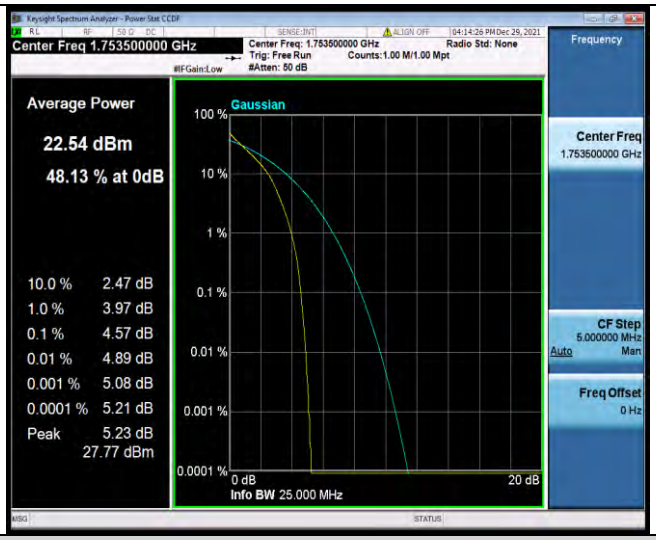

Band4-3MHz-16QAM-19965-1RB#0

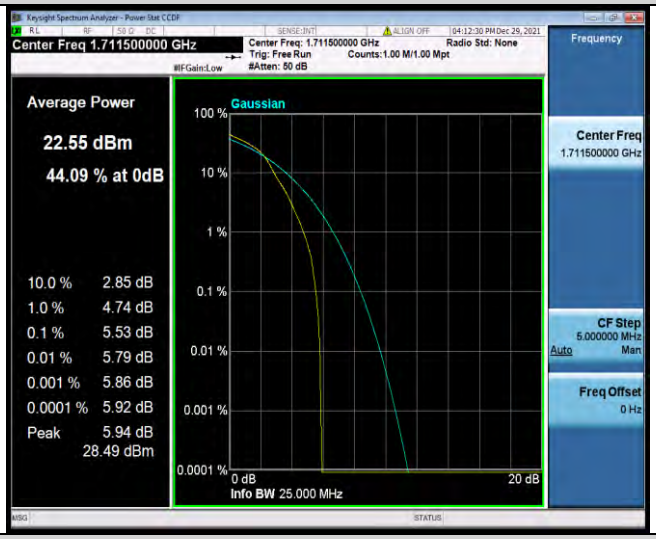

Band4-3MHz-16QAM-19965-15RB#0

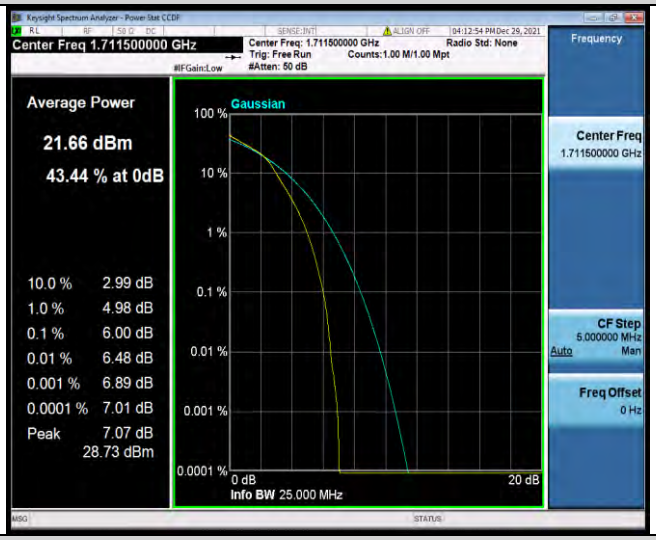

Band4-3MHz-16QAM-20175-1RB#0

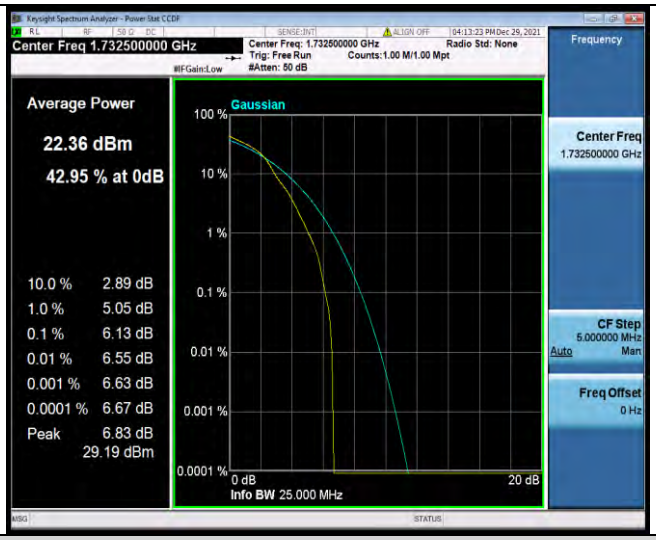

Band4-3MHz-16QAM-20175-15RB#0

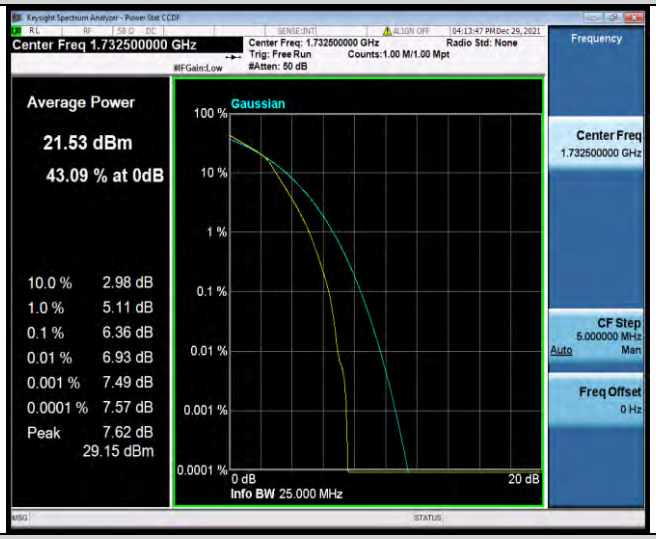

Band4-3MHz-16QAM-20385-1RB#0

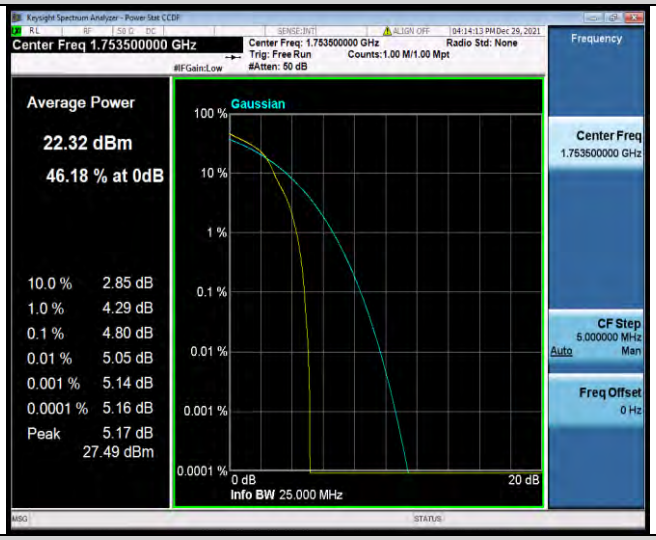

Band4-3MHz-16QAM-20385-15RB#0

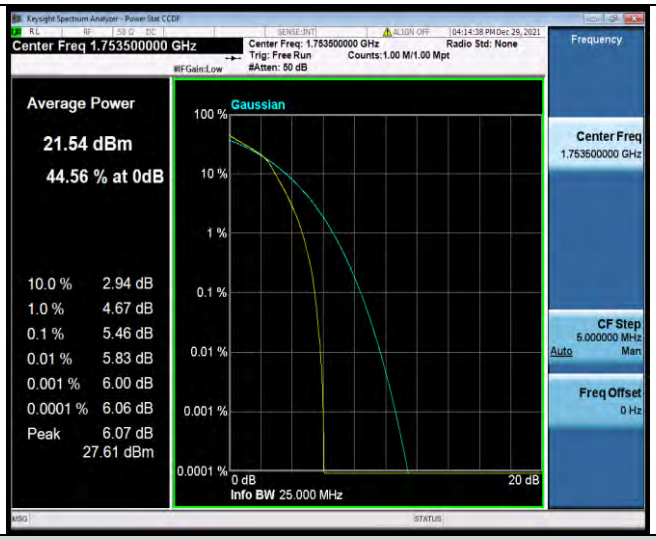

Band4-5MHz-QPSK-19975-1RB#0

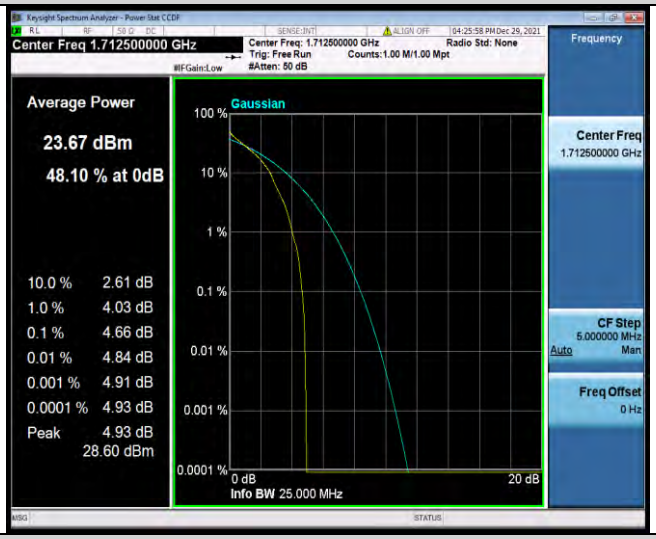

Band4-5MHz-QPSK-19975-25RB#0

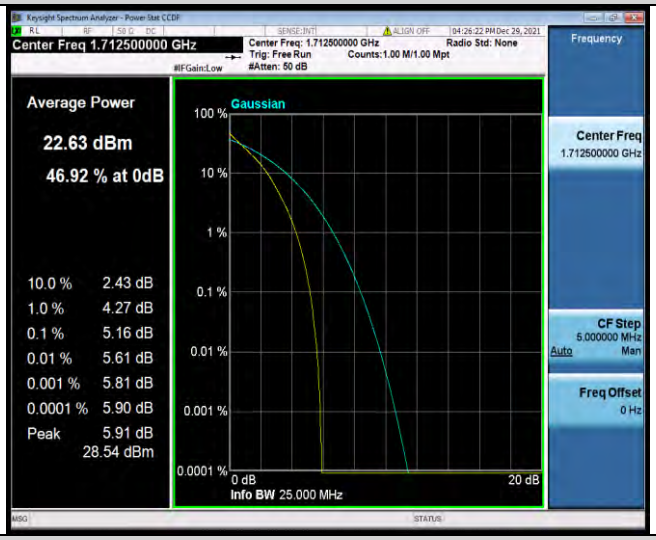

Band4-5MHz-QPSK-20175-1RB#0

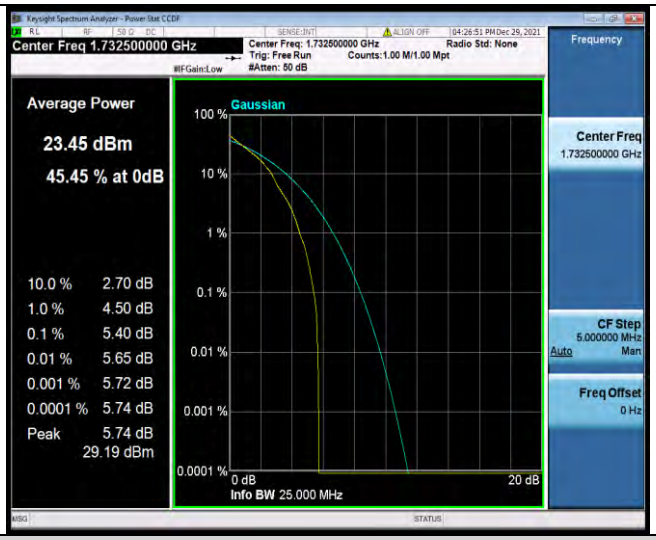

Band4-5MHz-QPSK-20175-25RB#0

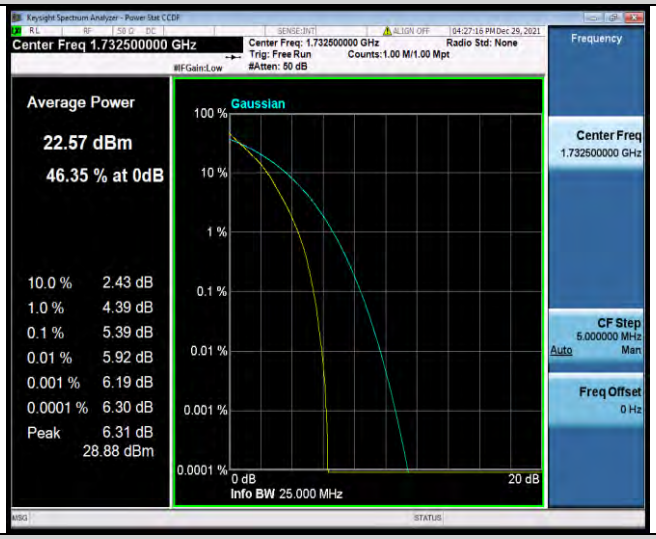

Band4-5MHz-QPSK-20375-1RB#0

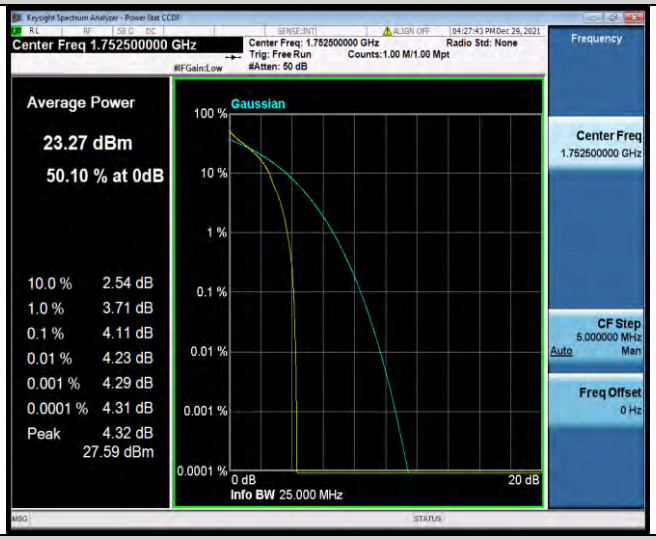

Band4-5MHz-QPSK-20375-25RB#0

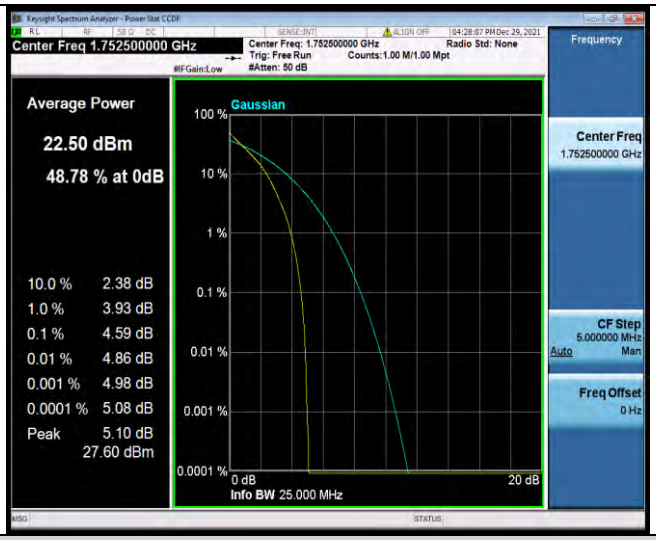

Band4-5MHz-16QAM-19975-1RB#0

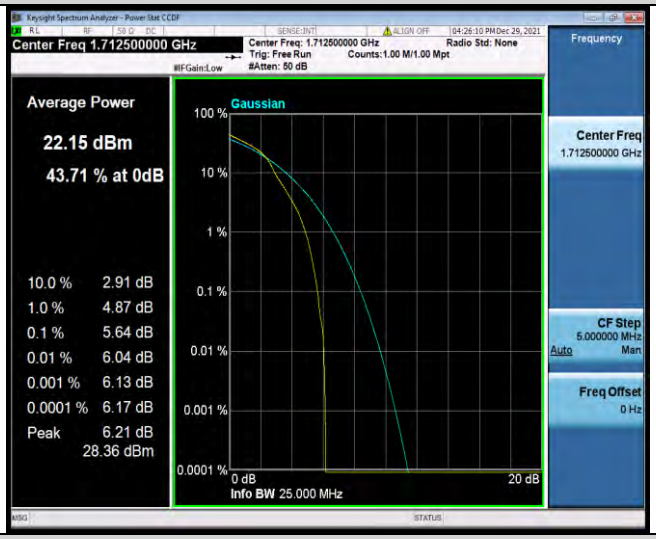

Band4-5MHz-16QAM-19975-25RB#0

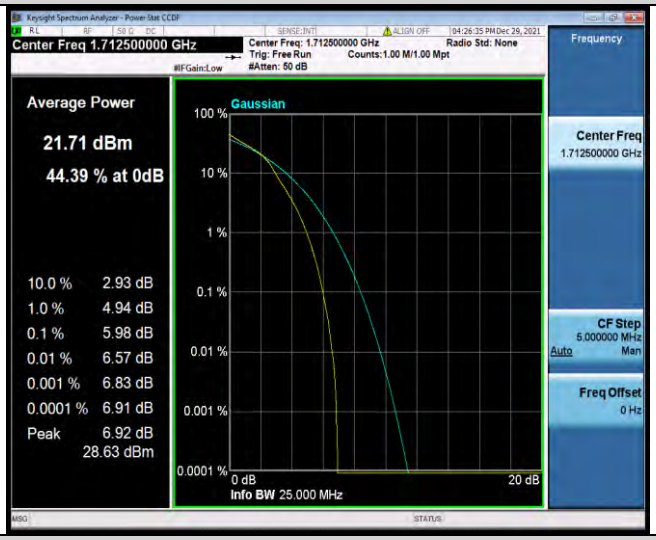

Band4-5MHz-16QAM-20175-1RB#0