11AC40SISO_Ant1_5670

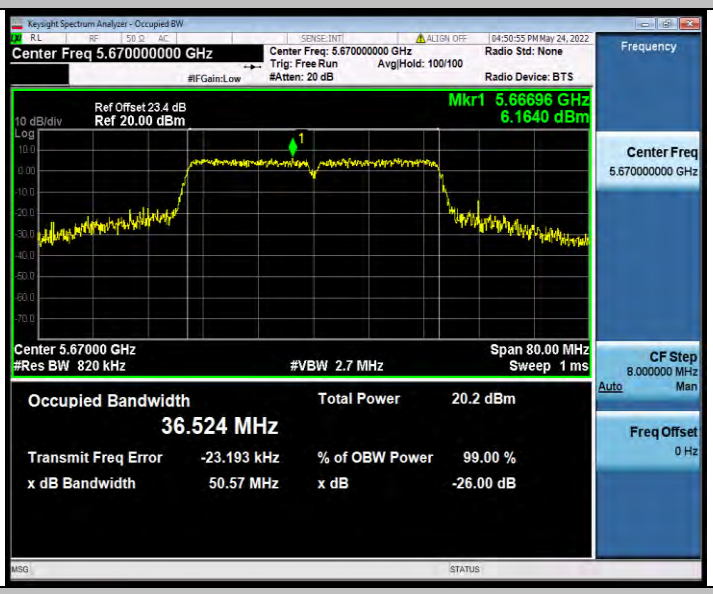

11AC40SISO_Ant1_5755

11AC40SISO_Ant1_5795

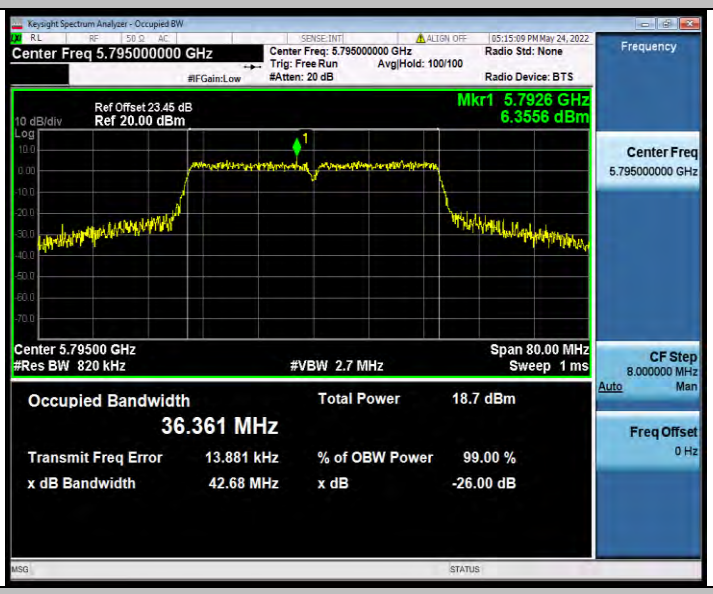

11AC80SISO_Ant1_5210

11AC80SISO_Ant1_5290

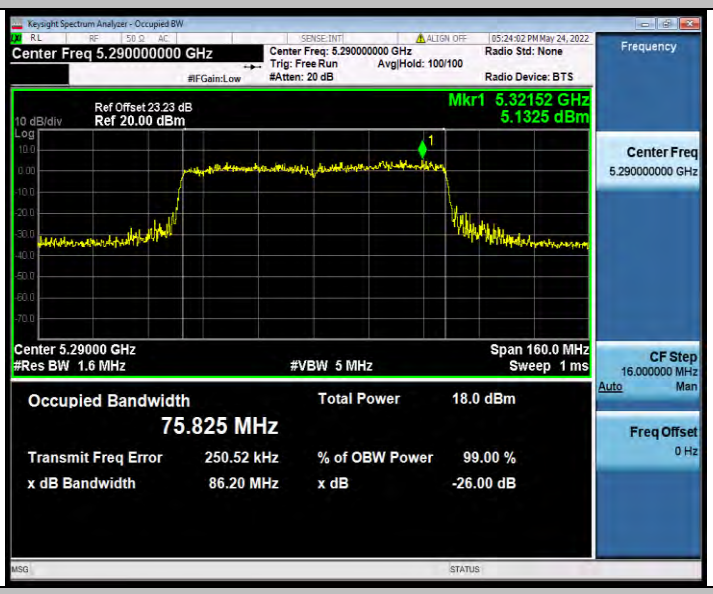

11AC80SISO_Ant1_5530

11AC80SISO_Ant1_5610

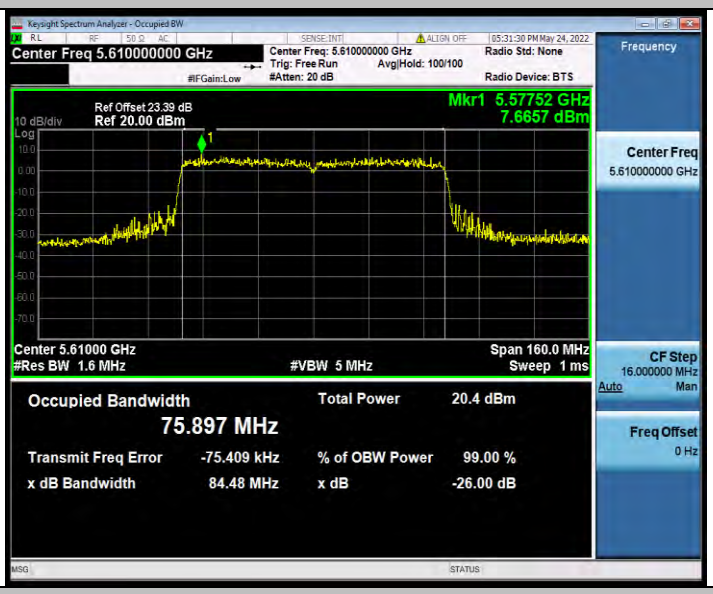

11AC80SISO_Ant1_5775

Keysight Spectrum Analyzer - Occupied BW
Center Freq 5.775000000 GHz
Center Freq: 5.775000000 GHz
Trig: Free Run
#Atten: 20 dB
Avg|Hold: 100/100
Radio Std: None
Radio Device: BTS
05:37:14 PM May 24, 2022
Frequency
Ref Offset 23.64 dB
10 dB/div
Ref 20.00 dBm
Mkr1 5.79692 GHz
5.7733 dBm
Center Freq
5.775000000 GHz
Center 5.77500 GHz
#Res BW 1.6 MHz
#VBW 5 MHz
Span 160.0 MHz
Sweep 1 ms
CF Step
16.000000 MHz
Auto
Man
Occupied Bandwidth
75.914 MHz
Total Power
18.5 dBm
Transmit Freq Error
110.52 kHz
% of OBW Power
99.00 %
x dB Bandwidth
86.76 MHz
x dB
-26.00 dB
Freq Offset
0 Hz
MSG
STATUS

MIN EMISSION BANDWIDTH

TEST RESULT B4

TestMode	Antenna	Frequency[MHz]	6db EBW [MHz]	FL[MHz]	FH[MHz]	Limit[MHz]	Verdict
11A	Ant1	5745	16.360	5736.800	5753.160	0.5	PASS
		5785	16.360	5776.800	5793.160	0.5	PASS
		5825	16.360	5816.800	5833.160	0.5	PASS
11N20SISO	Ant1	5745	17.360	5736.240	5753.600	0.5	PASS
		5785	17.160	5776.480	5793.640	0.5	PASS
		5825	17.400	5816.320	5833.720	0.5	PASS
11N40SISO	Ant1	5755	36.320	5736.920	5773.240	0.5	PASS
		5795	36.240	5777.000	5813.240	0.5	PASS
11AC20SISO	Ant1	5745	17.320	5736.320	5753.640	0.5	PASS
		5785	17.440	5776.200	5793.640	0.5	PASS
		5825	17.240	5816.360	5833.600	0.5	PASS
11AC40SISO	Ant1	5755	36.240	5736.920	5773.160	0.5	PASS
		5795	36.400	5776.760	5813.160	0.5	PASS
11AC80SISO	Ant1	5775	75.520	5737.240	5812.760	0.5	PASS

TEST GRAPHS B4

11A_Ant1_5745

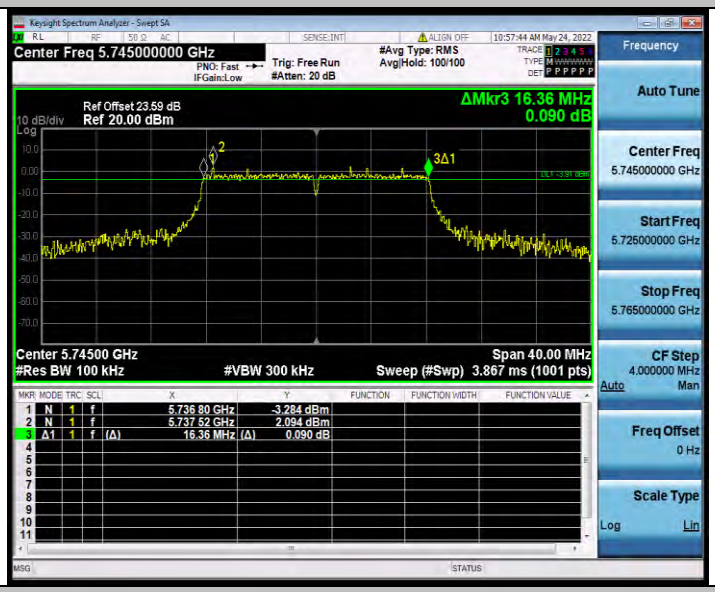

11A_Ant1_5785

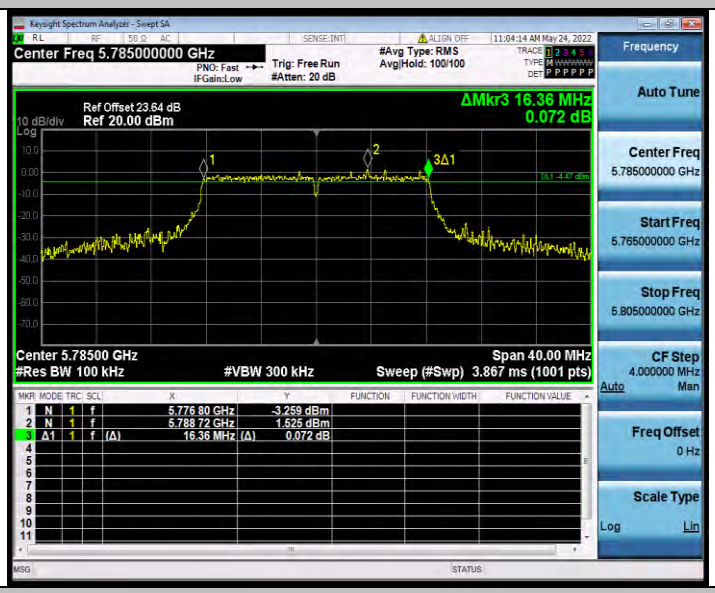

11A_Ant1_5825

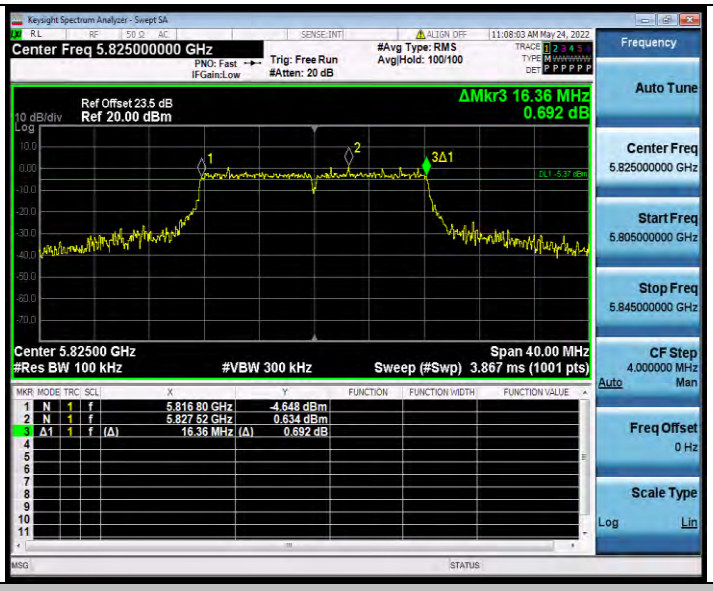

11N20SISO_Ant1_5745

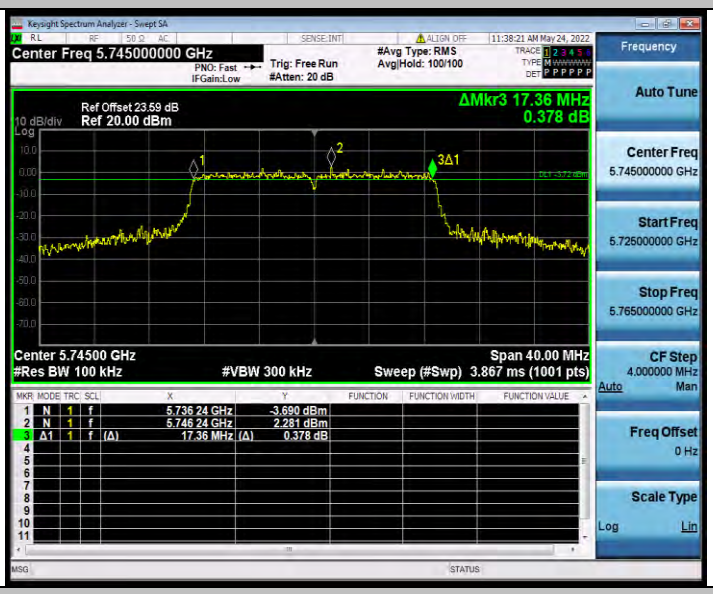

11N20SISO_Ant1_5785

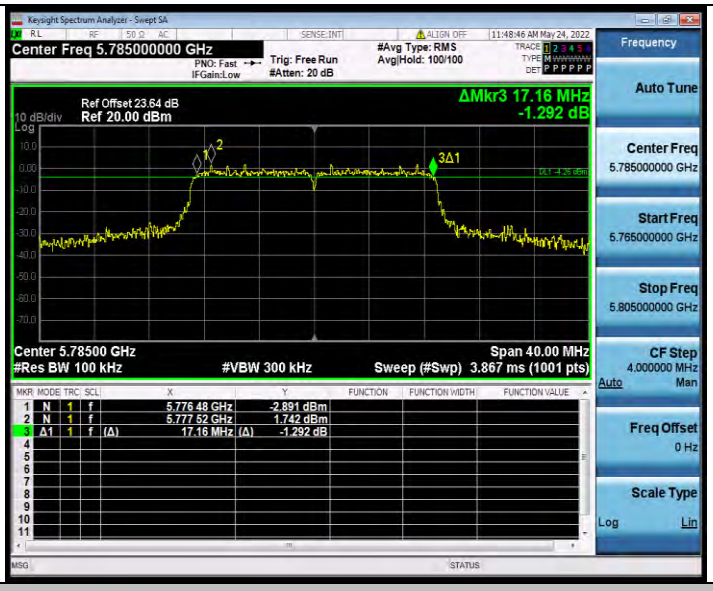

11N20SISO_Ant1_5825

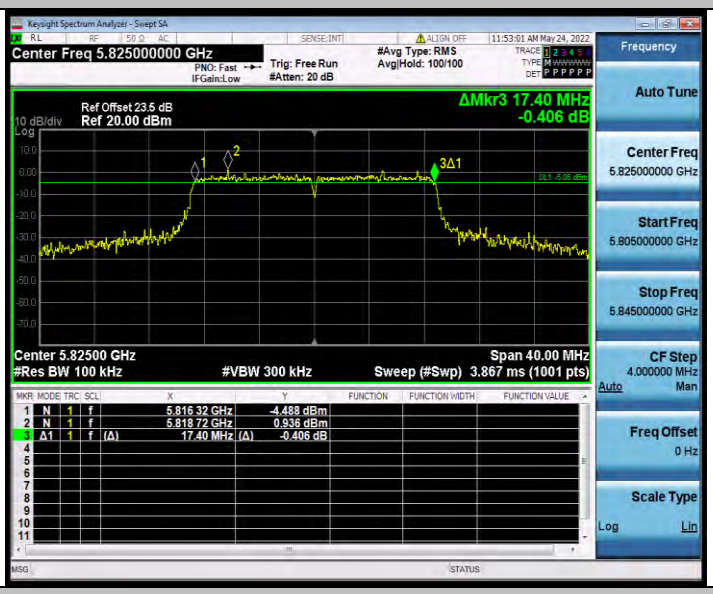

11N40SISO_Ant1_5755

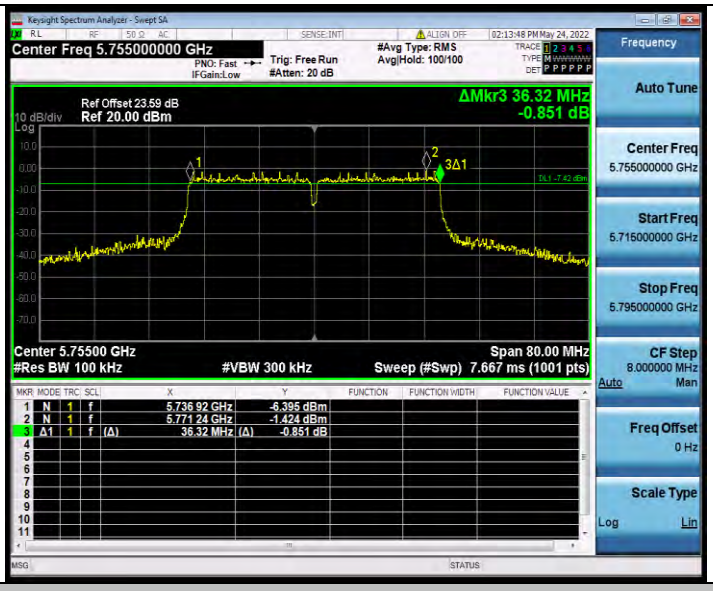

11N40SISO_Ant1_5795

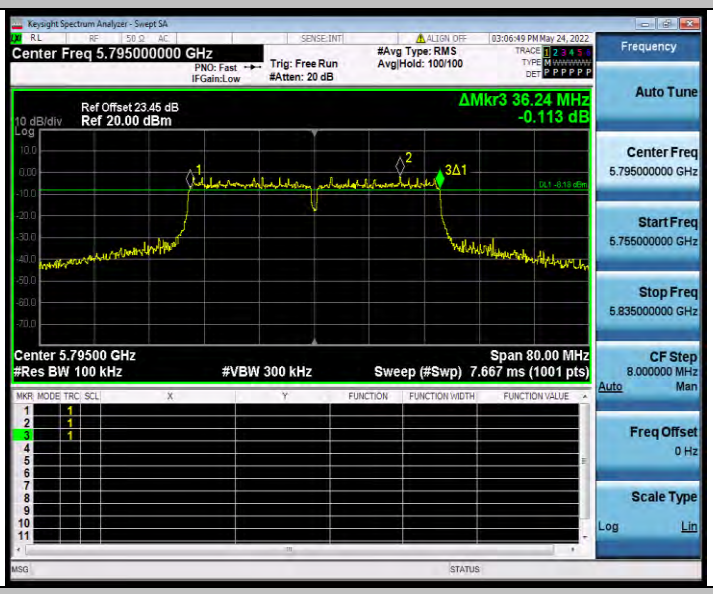

11AC20SISO_Ant1_5745

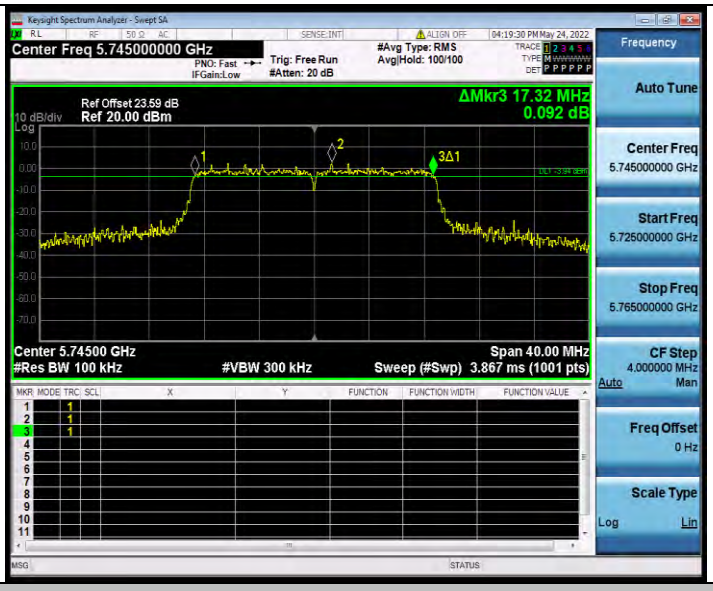

11AC20SISO_Ant1_5785

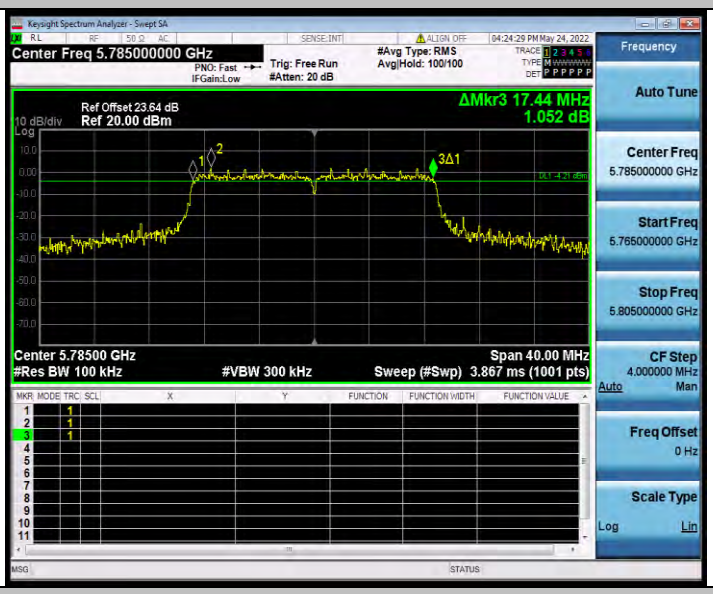

11AC20SISO_Ant1_5825

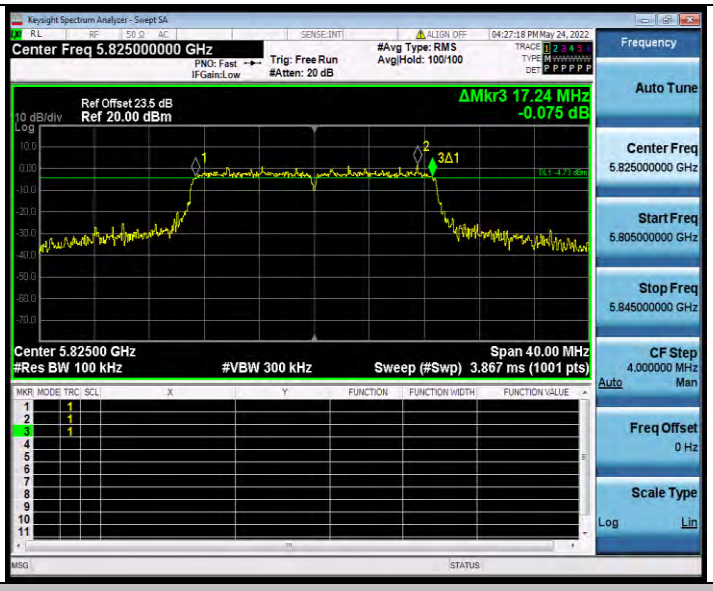

11AC40SISO_Ant1_5755

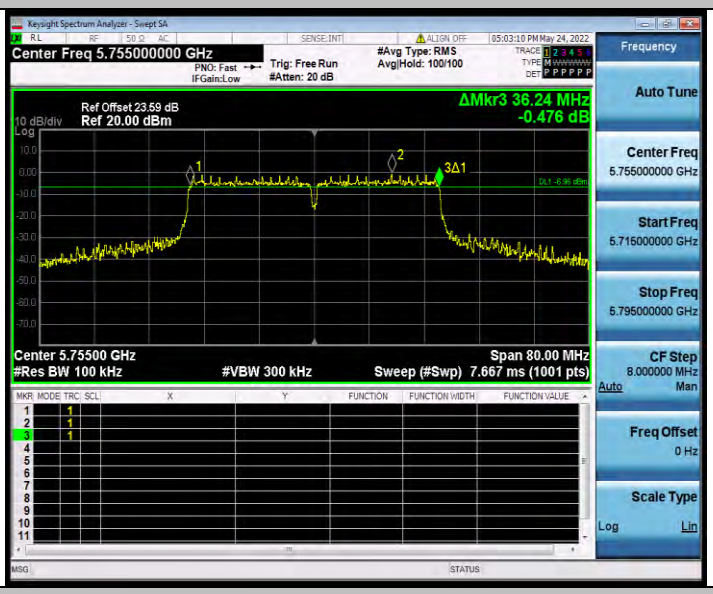

11AC40SISO_Ant1_5795

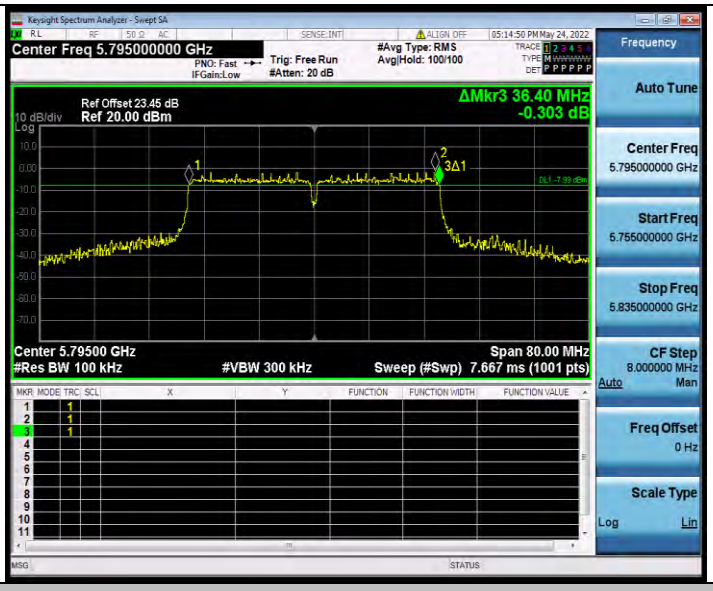

11AC80SISO_Ant1_5775

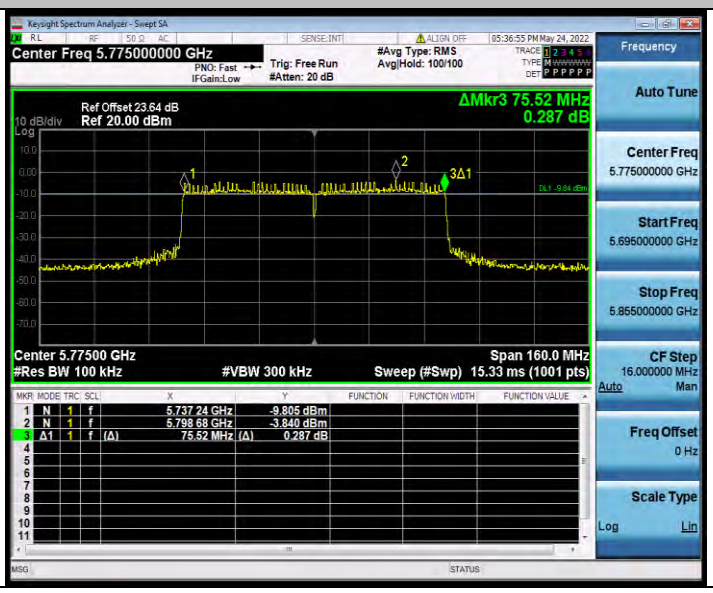

DUTY CYCLE

TEST RESULT

TestMode	Antenna	Frequency[MHz]	Transmission Duration [ms]	Transmission Period [ms]	Duty Cycle [%]
11A	Ant1	5180	1.36	1.43	95.10
		5200	1.36	1.43	95.10
		5240	1.36	1.44	94.44
		5260	1.36	1.45	93.79
		5300	1.36	1.44	94.44
		5320	1.36	1.47	92.52
		5500	1.36	1.43	95.10
		5580	1.37	1.44	95.14
		5700	1.36	1.44	94.44
		5745	1.36	1.44	94.44
		5785	1.36	1.43	95.10
		5825	1.36	1.43	95.10
11N20SISO	Ant1	5180	1.16	1.25	92.80
		5200	1.15	1.23	93.50
		5240	1.15	1.24	92.74
		5260	1.15	1.22	94.26
		5300	1.15	1.22	94.26
		5320	1.15	1.23	93.50
		5500	1.15	1.24	92.74
		5580	1.15	1.22	94.26
		5700	1.15	1.22	94.26
		5745	1.15	1.22	94.26
		5785	1.15	1.22	94.26
		5825	1.15	1.22	94.26
11N40SISO	Ant1	5190	0.58	0.65	89.23
		5230	0.58	0.65	89.23
		5270	0.58	0.65	89.23
		5310	0.57	0.65	87.69
		5510	0.58	0.67	86.57
		5550	0.57	0.65	87.69

		5670	0.57	0.65	87.69
		5755	0.58	0.67	86.57
		5795	0.58	0.65	89.23
11AC20SISO	Ant1	5180	1.16	1.26	92.06
		5200	1.16	1.24	93.55
		5240	1.16	1.23	94.31
		5260	1.15	1.23	93.50
		5300	1.16	1.24	93.55
		5320	1.16	1.23	94.31
		5500	1.16	1.24	93.55
		5580	1.16	1.23	94.31
		5700	1.16	1.24	93.55
		5745	1.16	1.25	92.80
		5785	1.16	1.48	78.38
		5825	1.16	1.23	94.31
11AC40SISO	Ant1	5190	0.58	0.65	89.23
		5230	0.58	0.65	89.23
		5270	0.58	0.66	87.88
		5310	0.58	0.66	87.88
		5510	0.58	0.67	86.57
		5550	0.58	0.67	86.57
		5670	0.58	0.66	87.88
		5755	0.58	0.65	89.23
		5795	0.58	0.70	82.86
11AC80SISO	Ant1	5210	0.29	0.36	80.56
		5290	0.29	0.40	72.50
		5530	0.29	0.36	80.56
		5610	0.29	0.39	74.36
		5775	0.29	0.37	78.38

TEST GRAPHS

11A_Ant1_5180

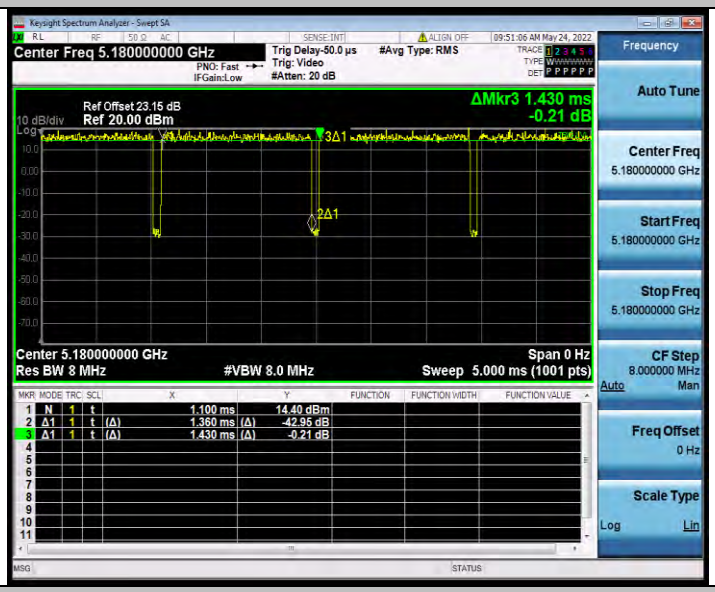

11A_Ant1_5200

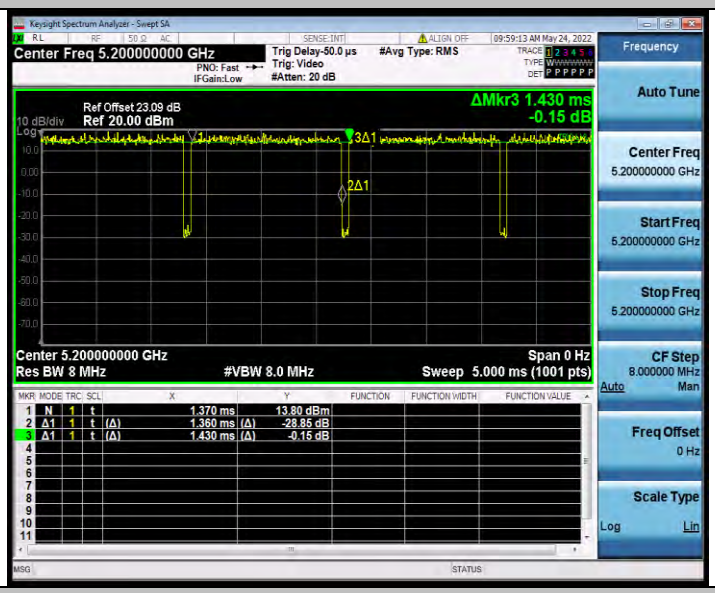

11A_Ant1_5240

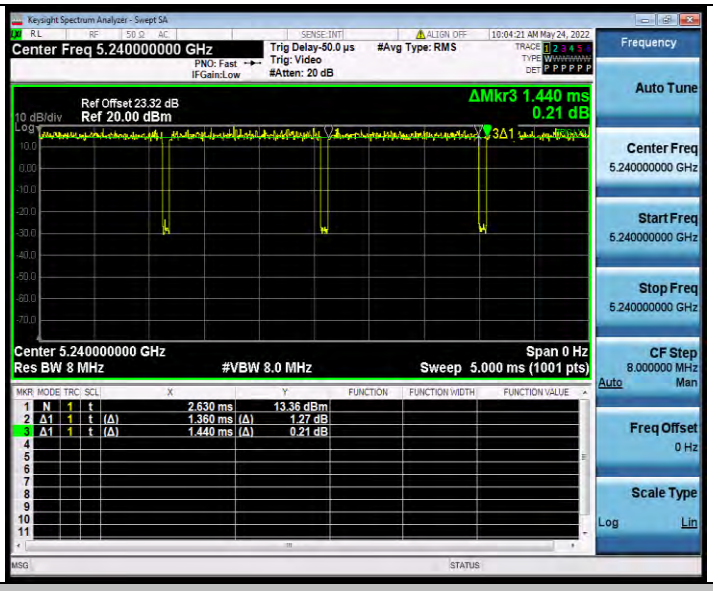

11A_Ant1_5260

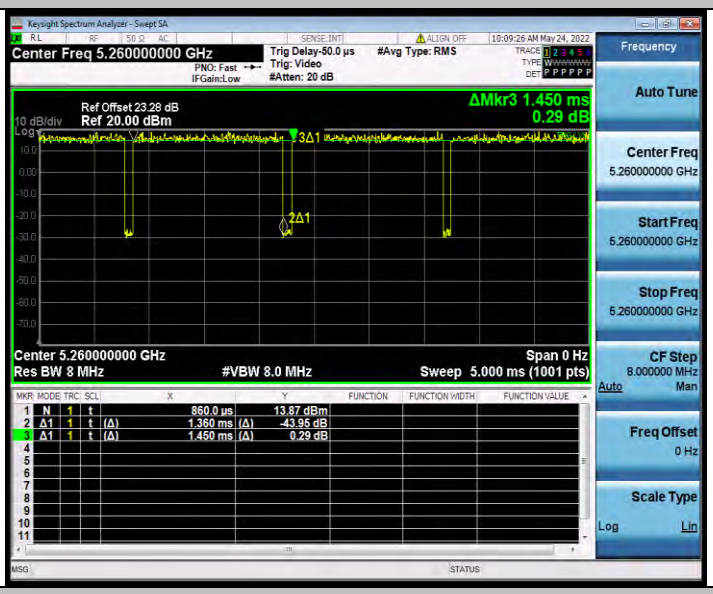

11A_Ant1_5300

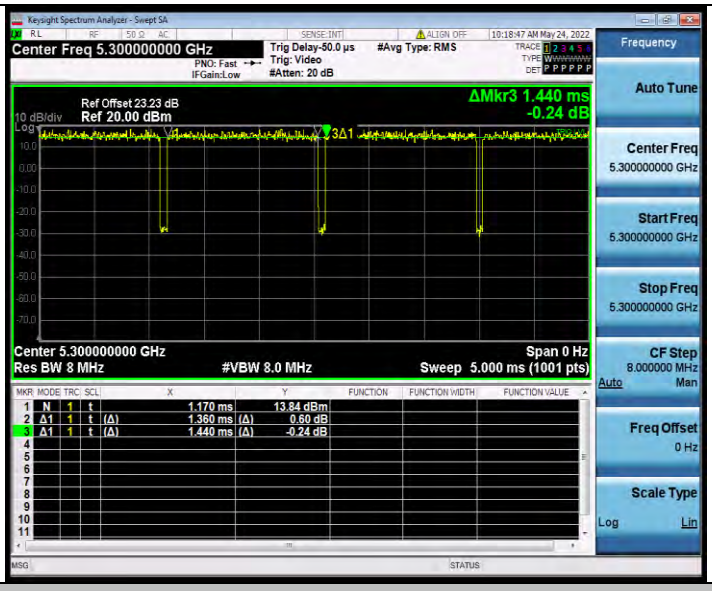

11A_Ant1_5320

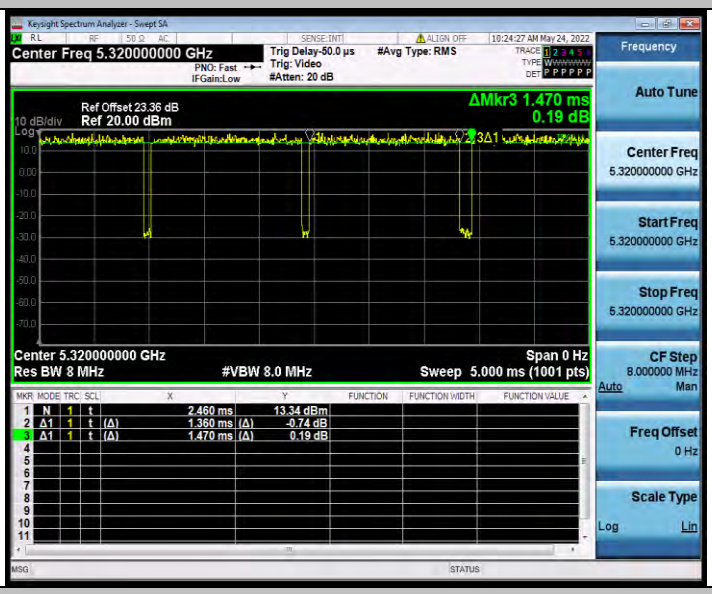

11A_Ant1_5500

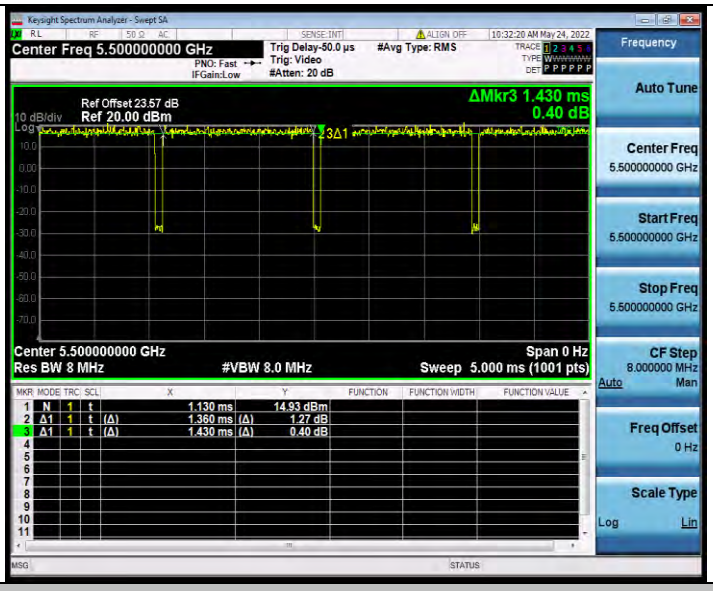

11A_Ant1_5580

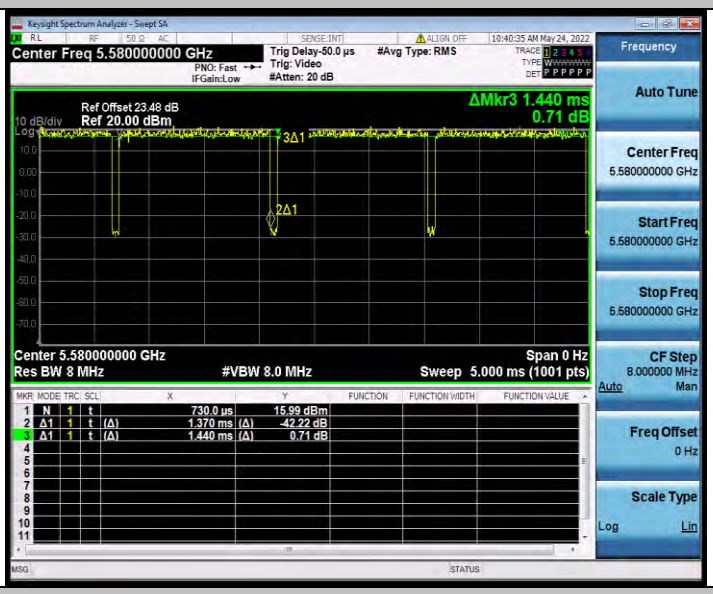

11A_Ant1_5700

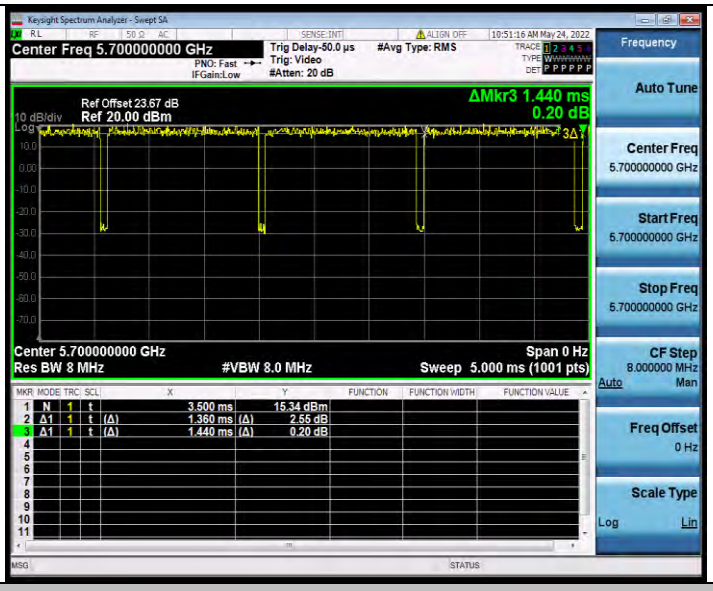

11A_Ant1_5745

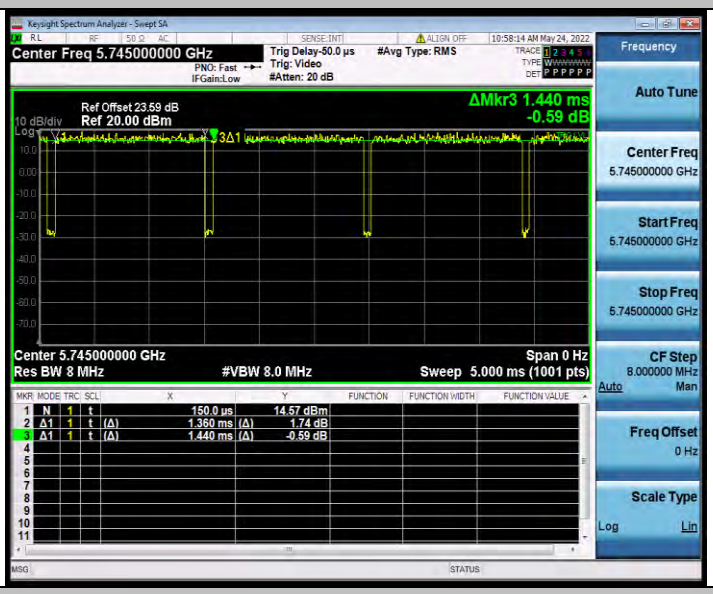

11A_Ant1_5785

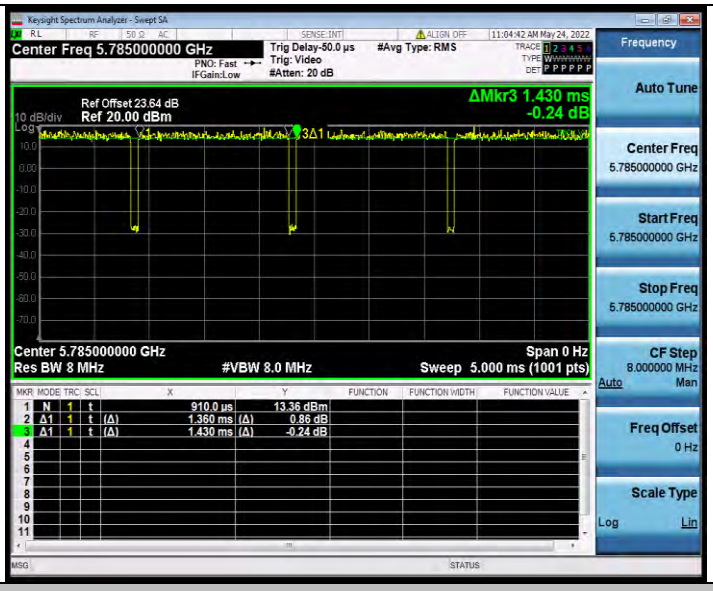

11A_Ant1_5825

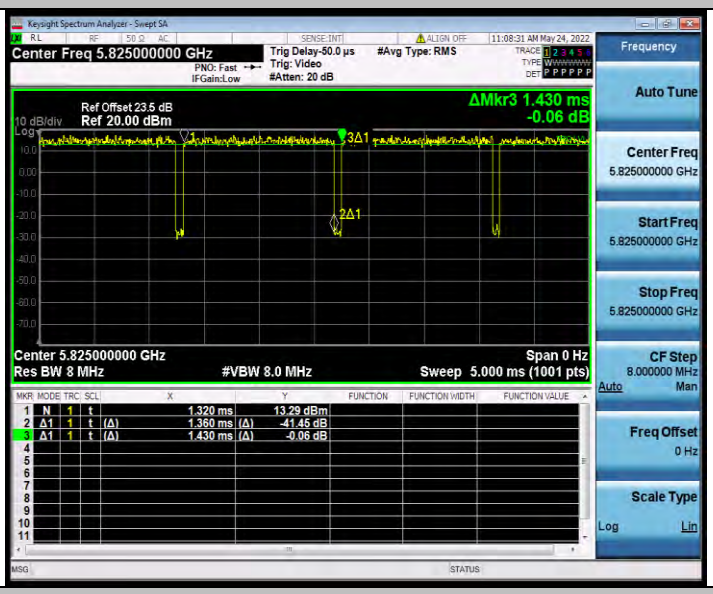

11N20SISO_Ant1_5180

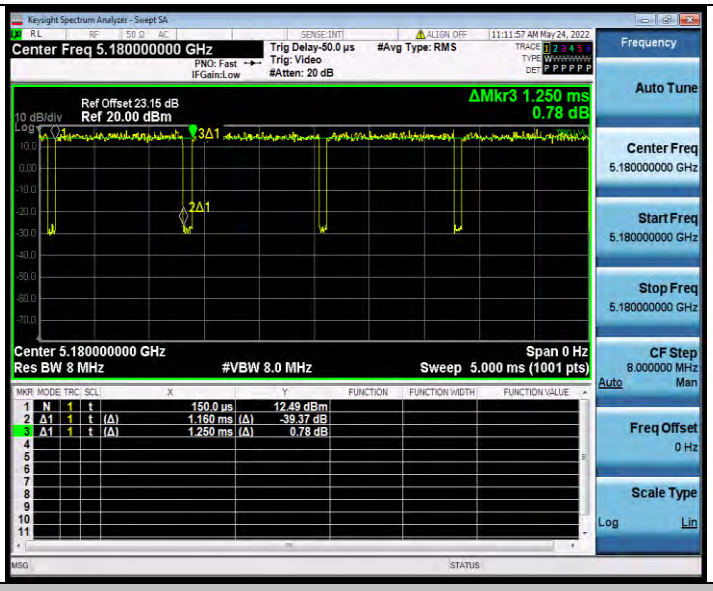

11N20SISO_Ant1_5200

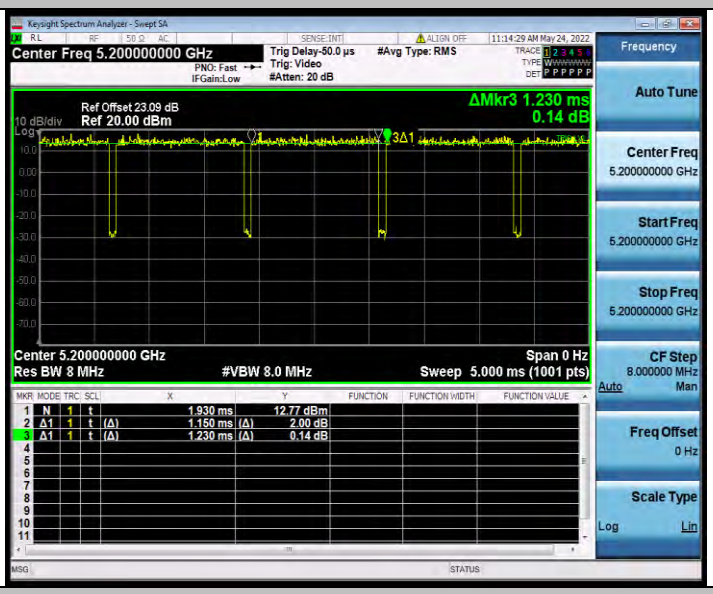

11N20SISO_Ant1_5240

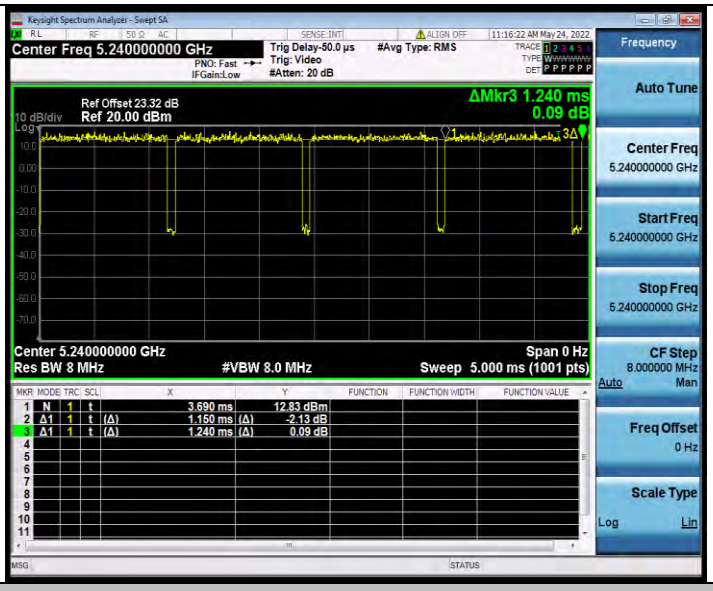

11N20SISO_Ant1_5260

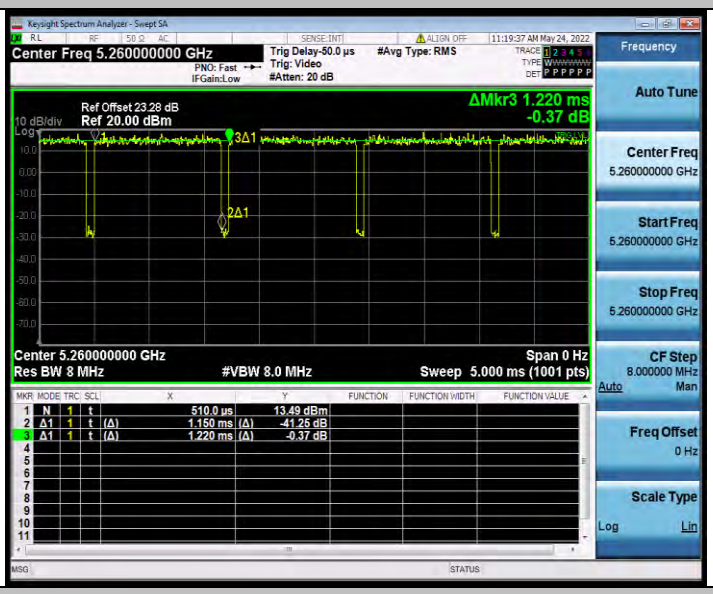

11N20SISO_Ant1_5300

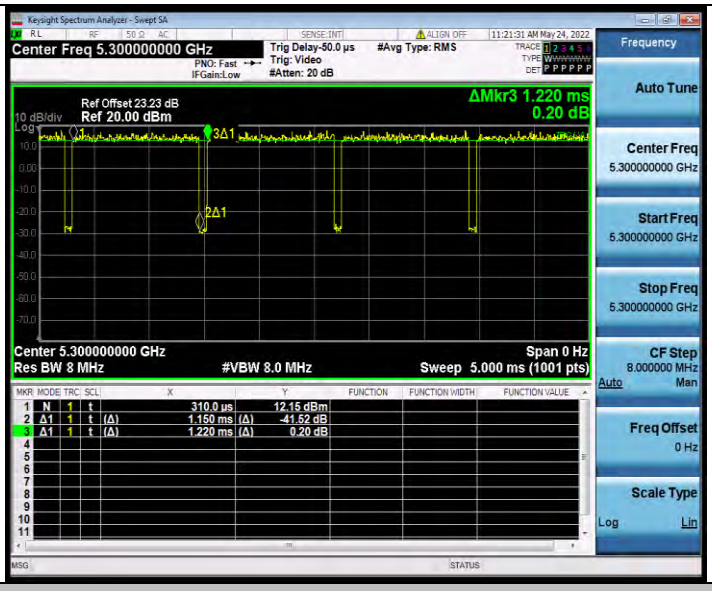

11N20SISO_Ant1_5320

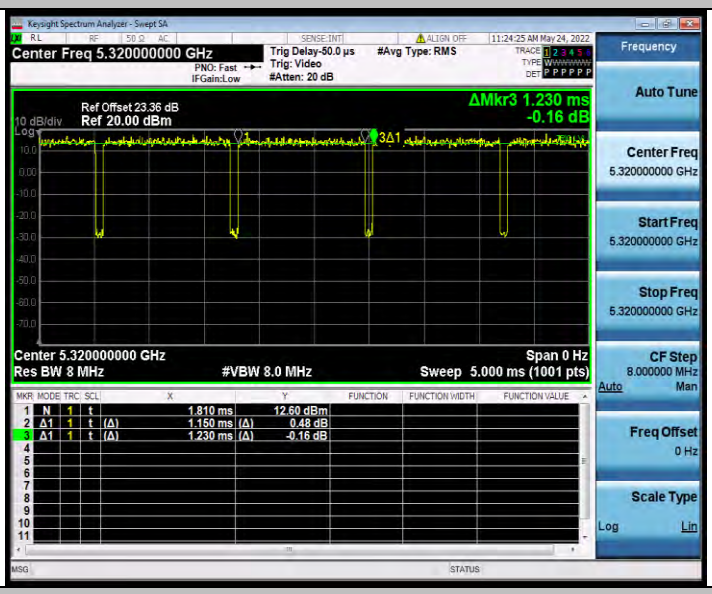

11N20SISO_Ant1_5500

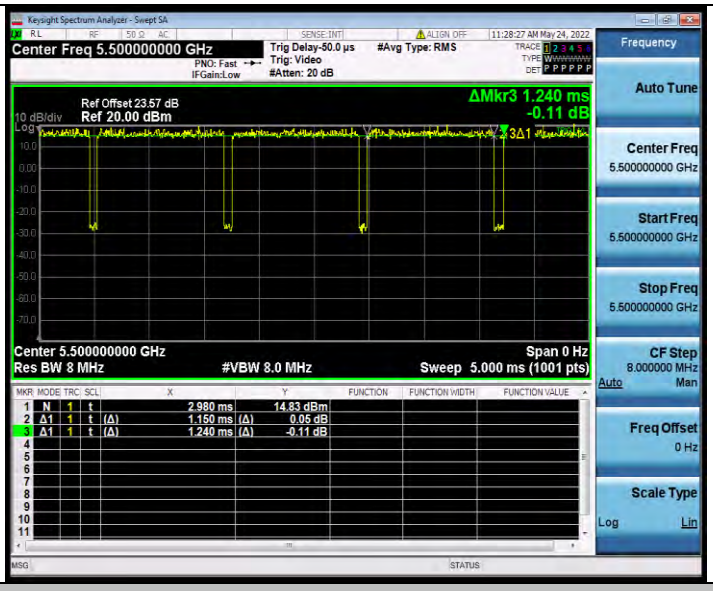

11N20SISO_Ant1_5580

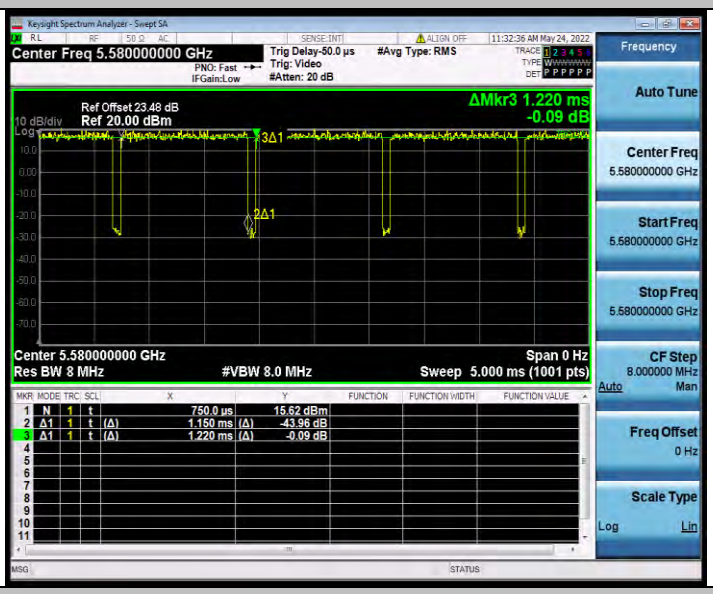

11N20SISO_Ant1_5700

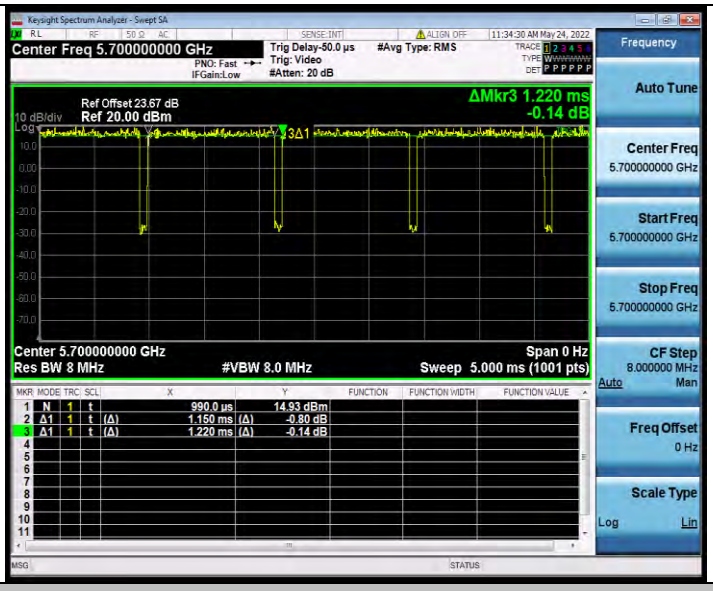

11N20SISO_Ant1_5745

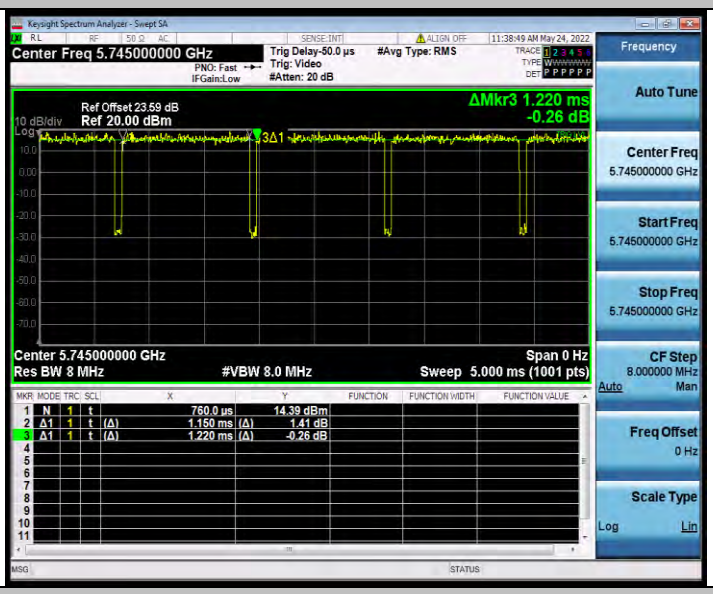

11N20SISO_Ant1_5785

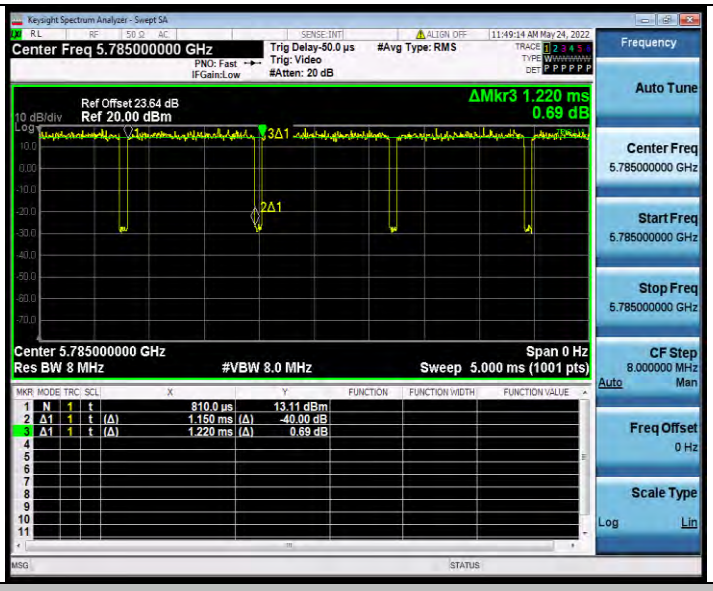

11N20SISO_Ant1_5825

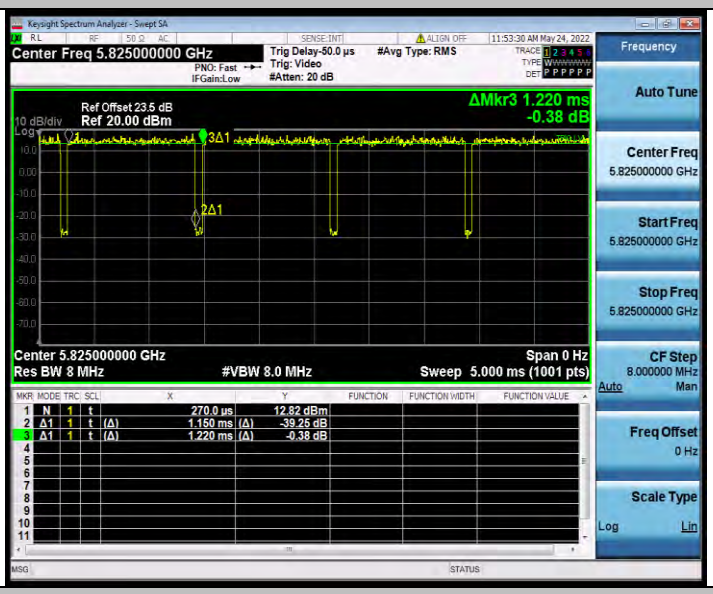

11N40SISO_Ant1_5190

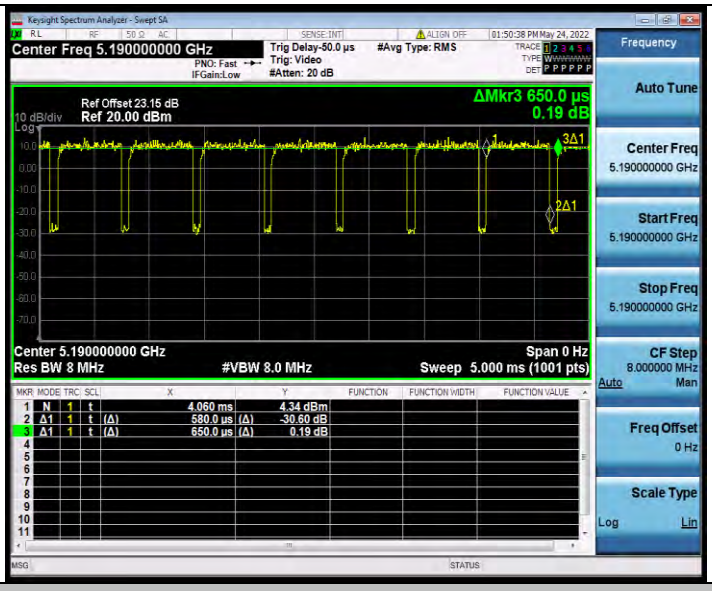

11N40SISO_Ant1_5230

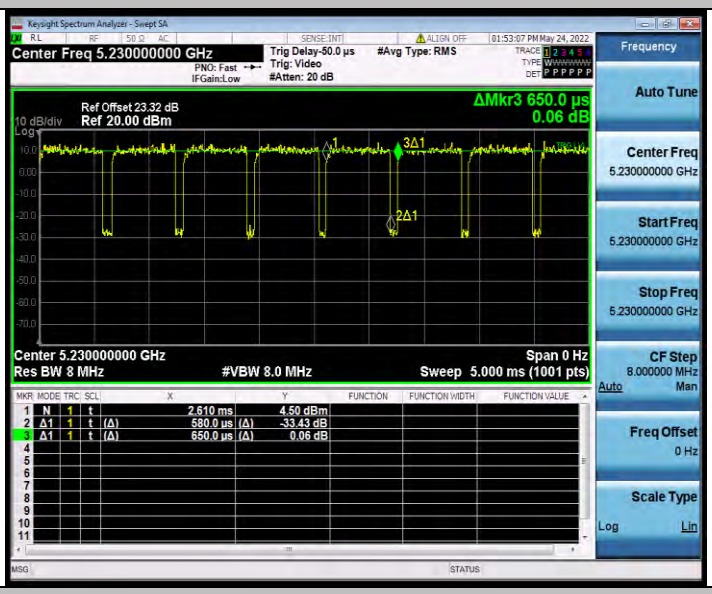

11N40SISO_Ant1_5270

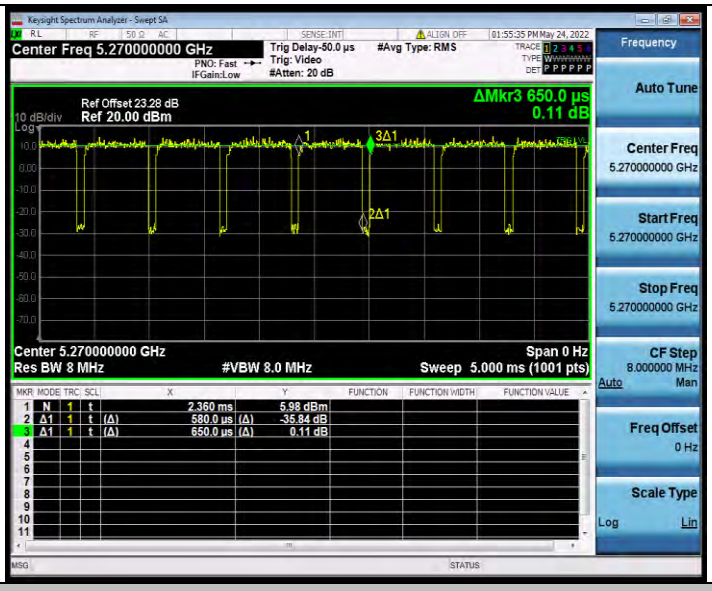

11N40SISO_Ant1_5310

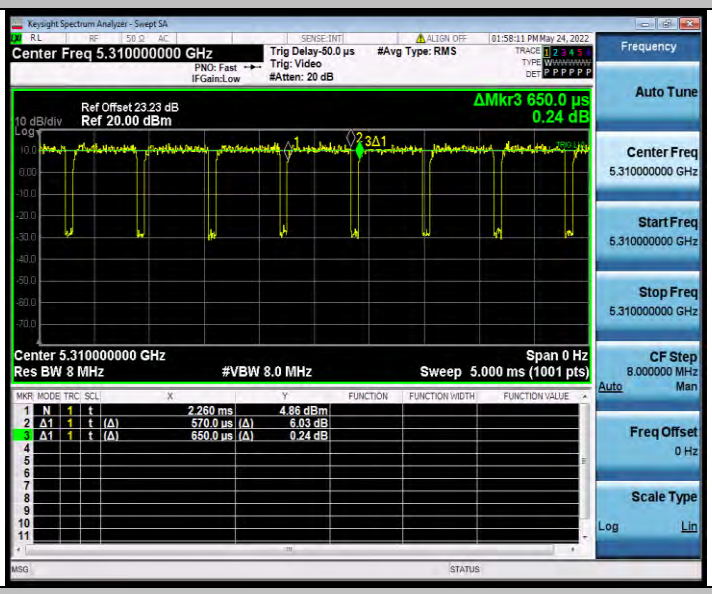

11N40SISO_Ant1_5510

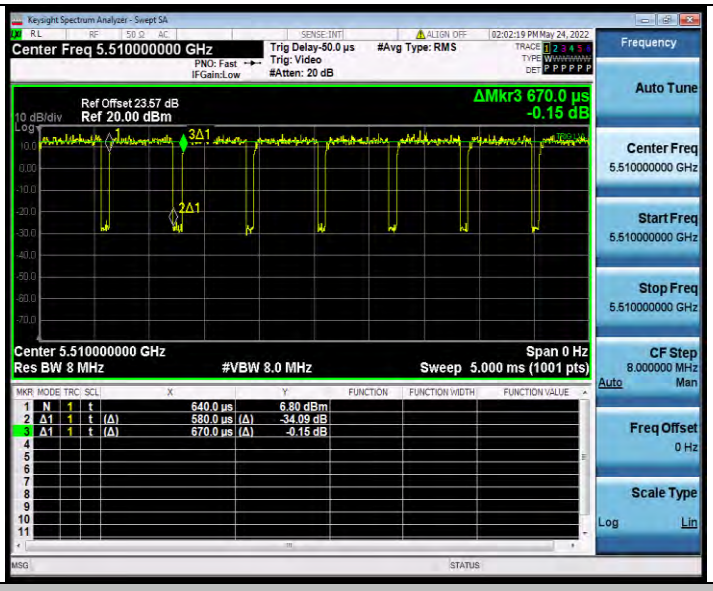

11N40SISO_Ant1_5550

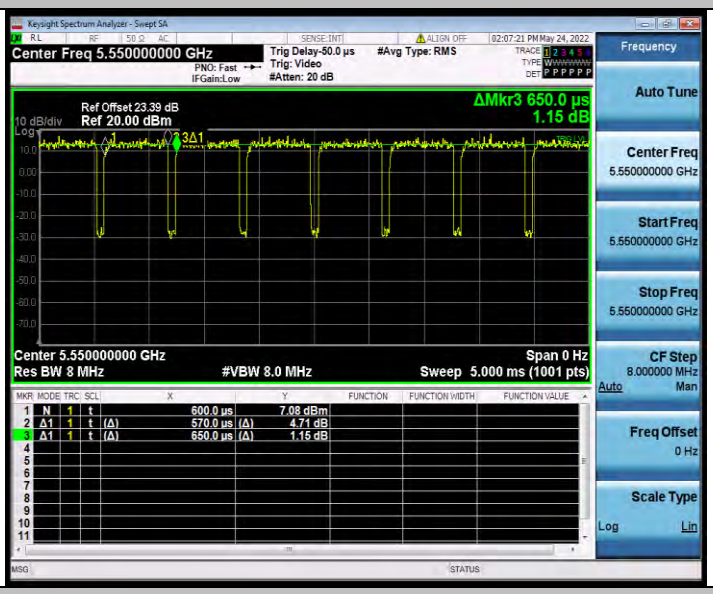

11N40SISO_Ant1_5670

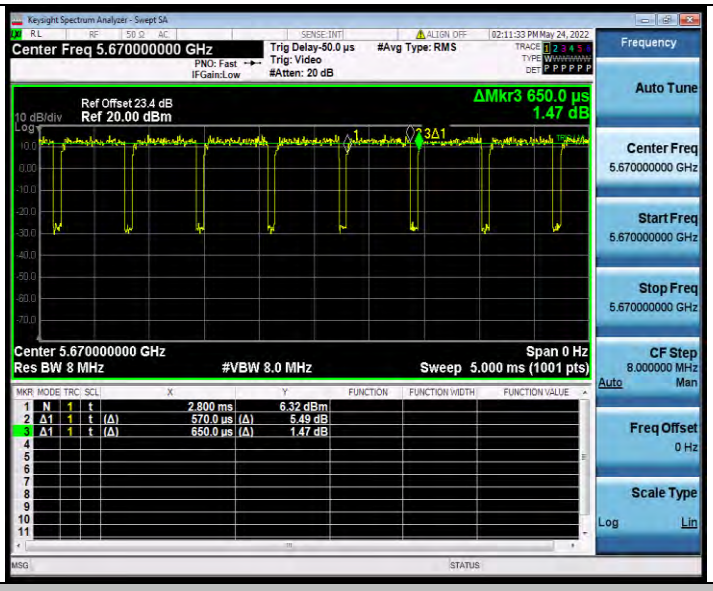

11N40SISO_Ant1_5755

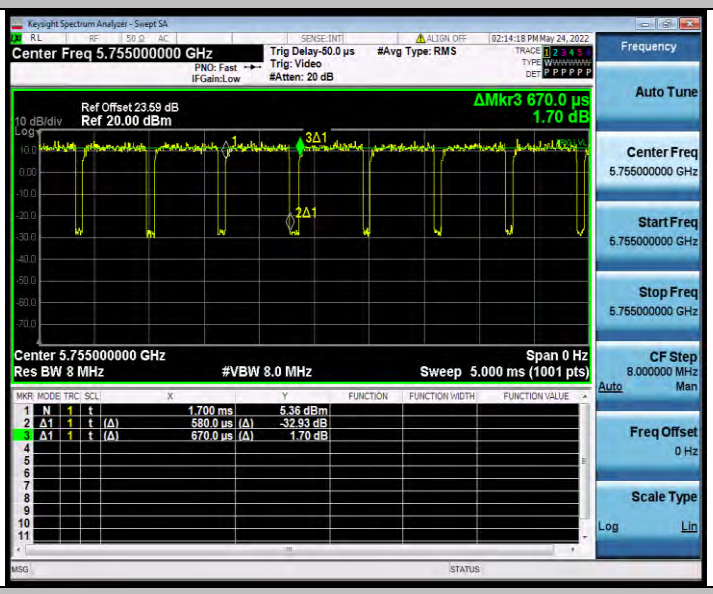

11N40SISO_Ant1_5795

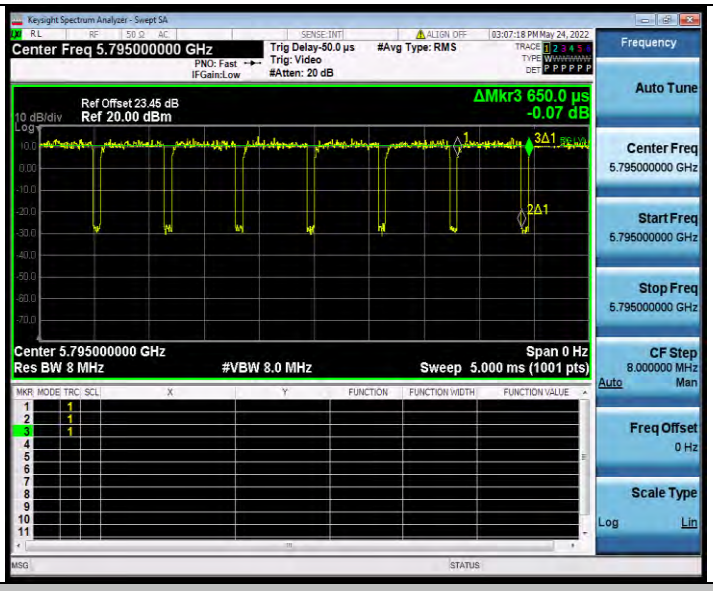

11AC20SISO_Ant1_5180

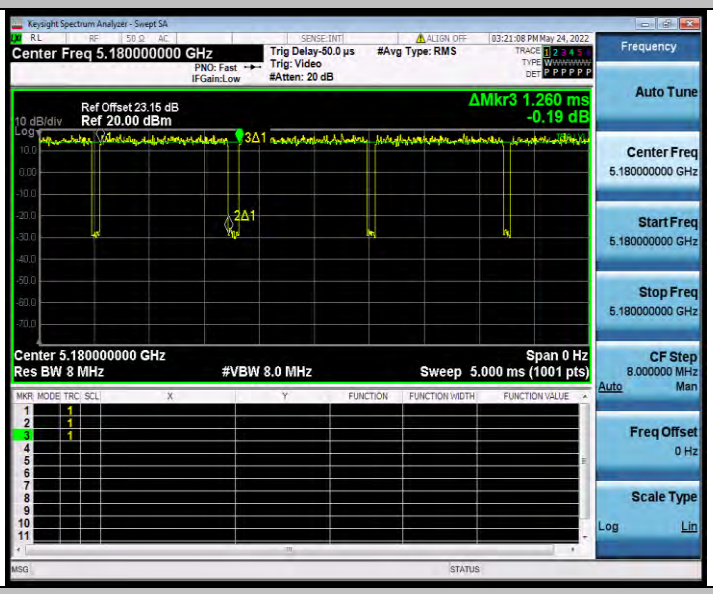

11AC20SISO_Ant1_5200

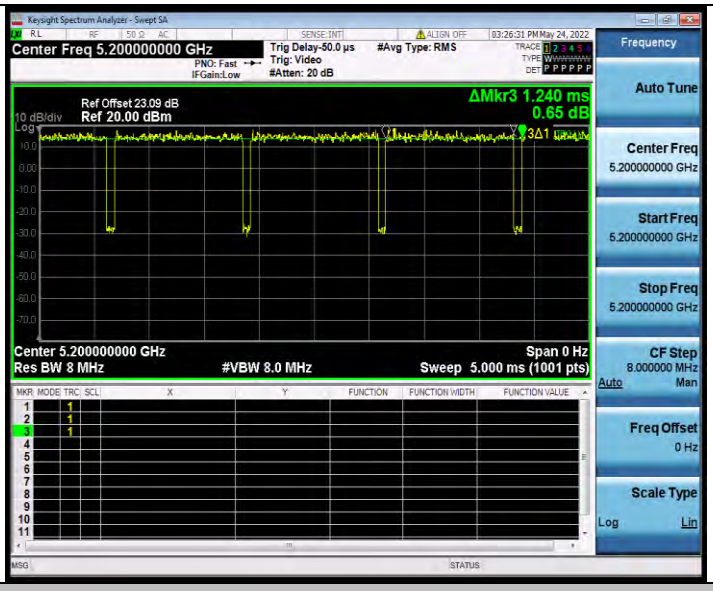

11AC20SISO_Ant1_5240

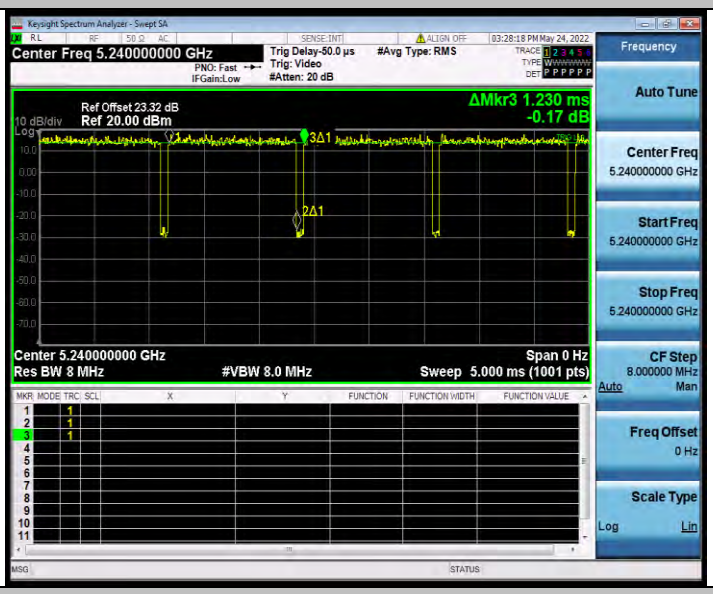

11AC20SISO_Ant1_5260

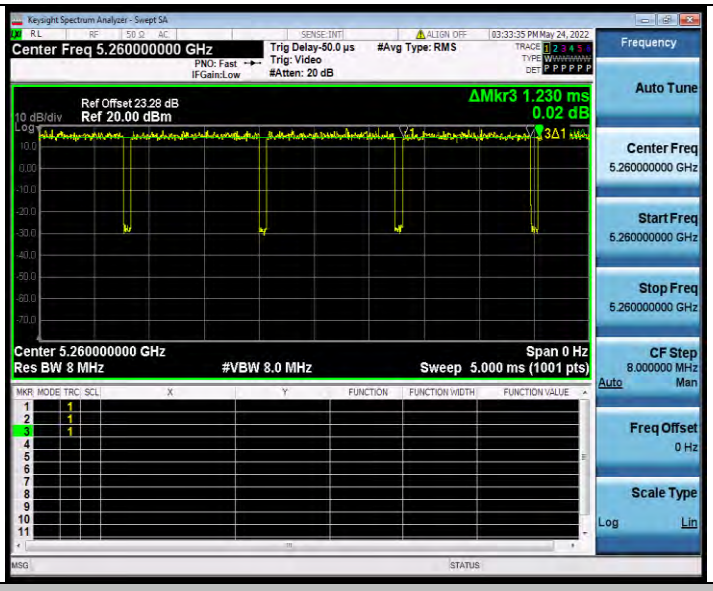

11AC20SISO_Ant1_5300

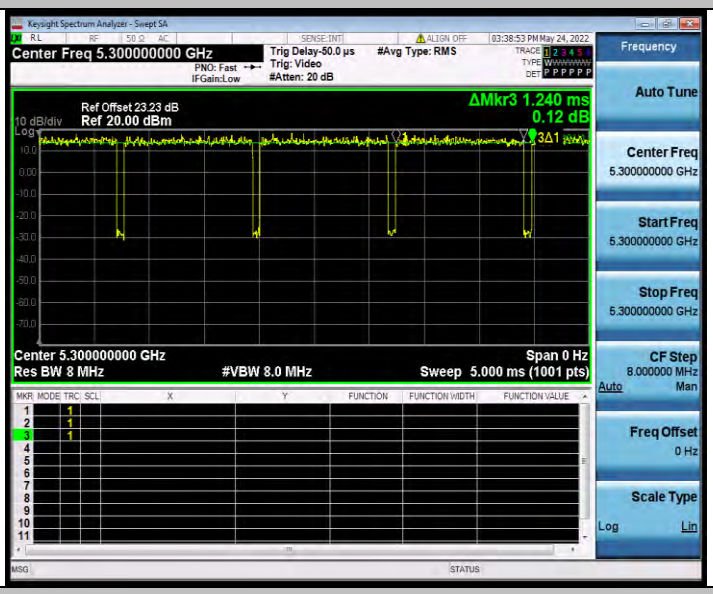

11AC20SISO_Ant1_5320

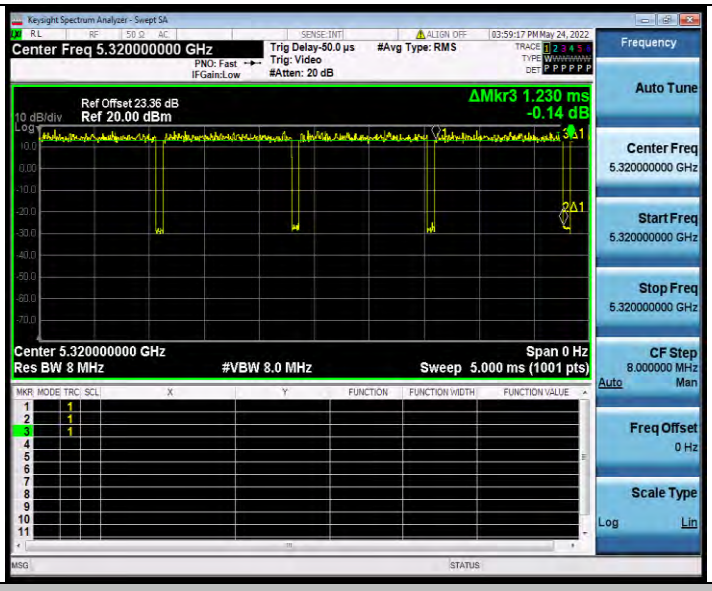

11AC20SISO_Ant1_5500

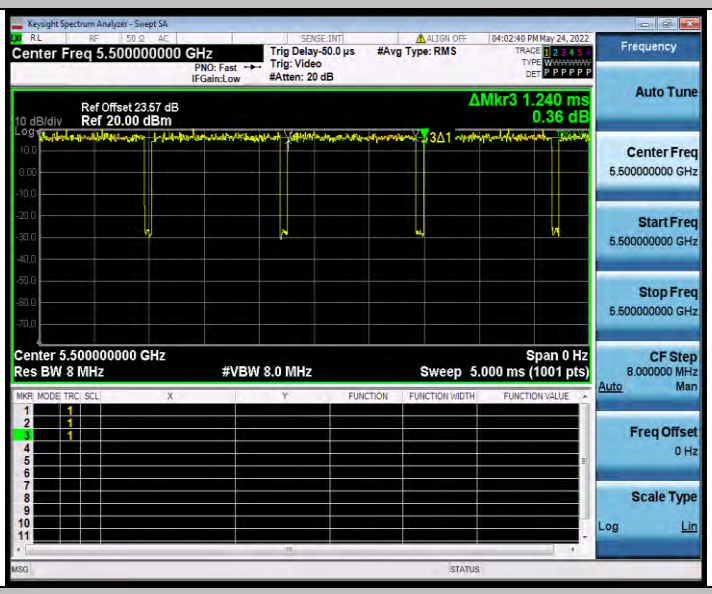

11AC20SISO_Ant1_5580

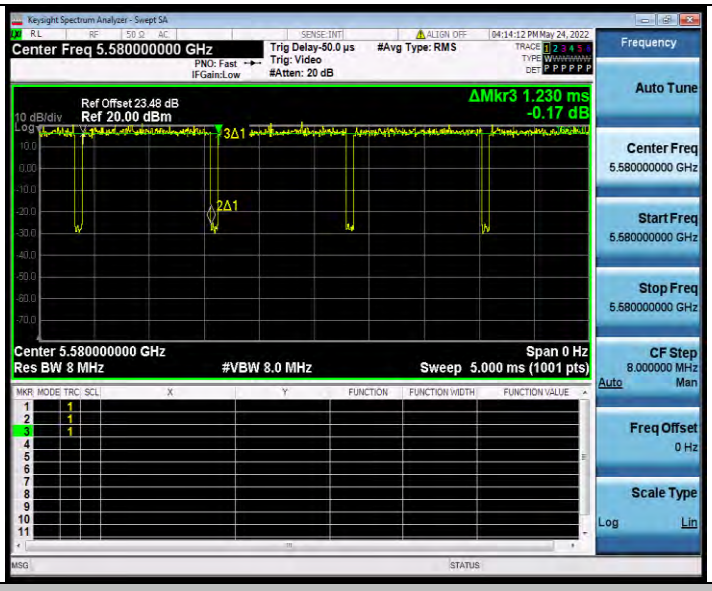

11AC20SISO_Ant1_5700

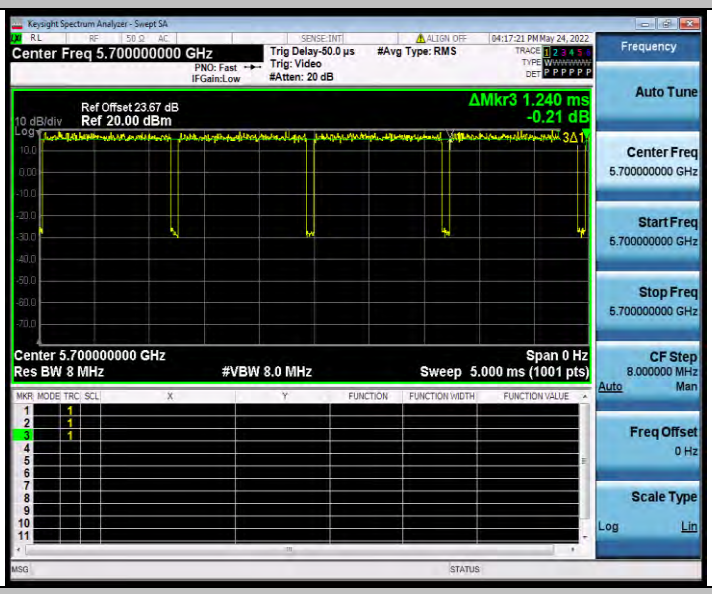

11AC20SISO_Ant1_5745

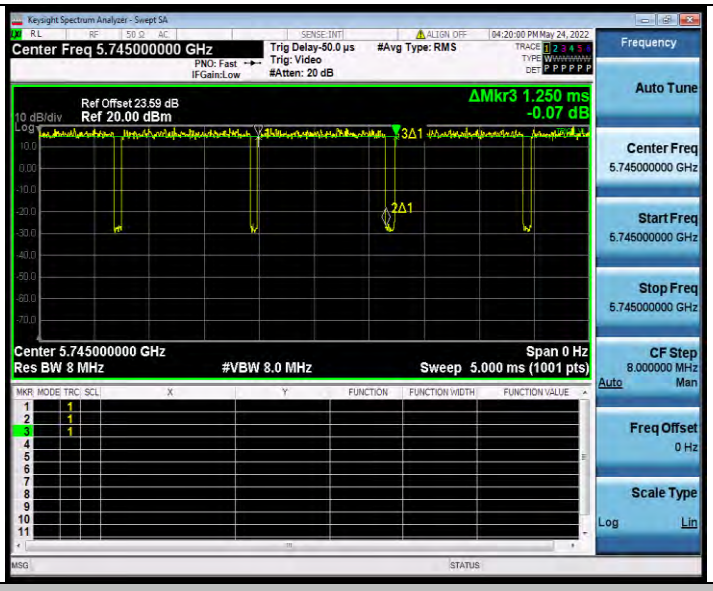

11AC20SISO_Ant1_5785

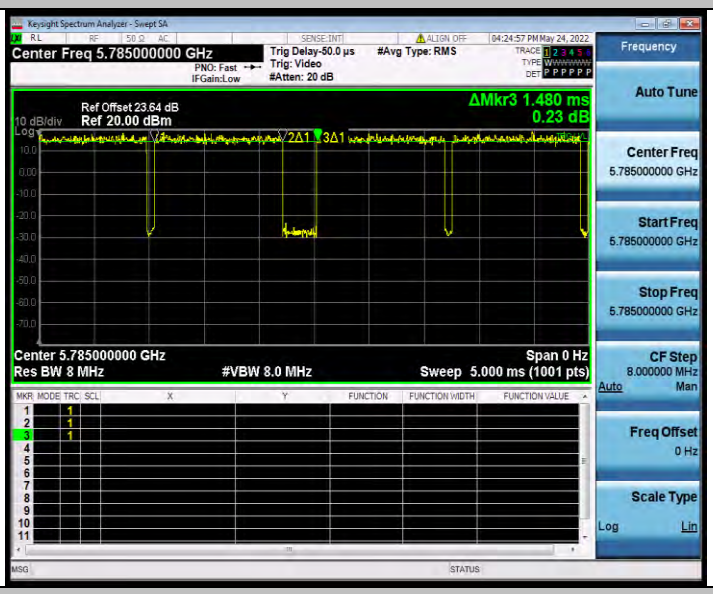

11AC20SISO_Ant1_5825

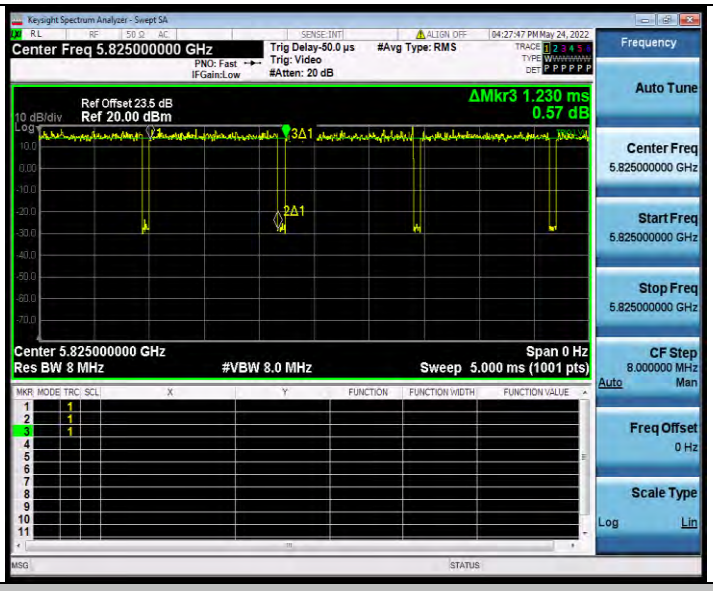

11AC40SISO_Ant1_5190

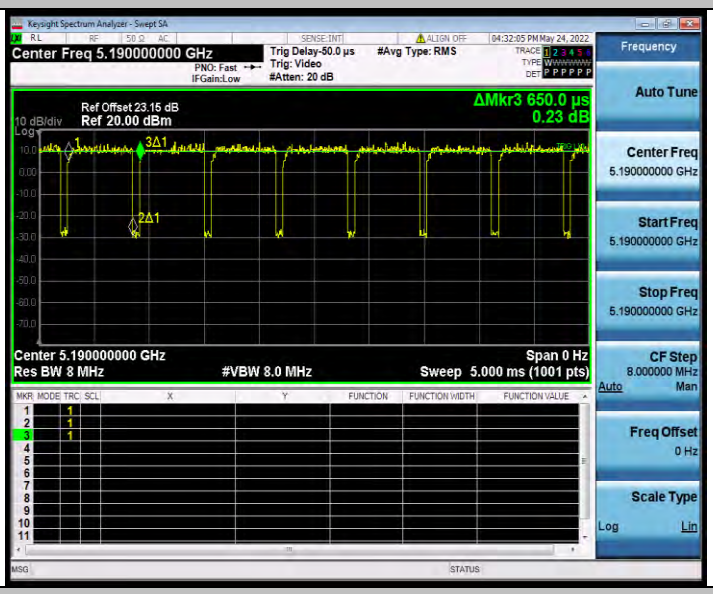

11AC40SISO_Ant1_5230

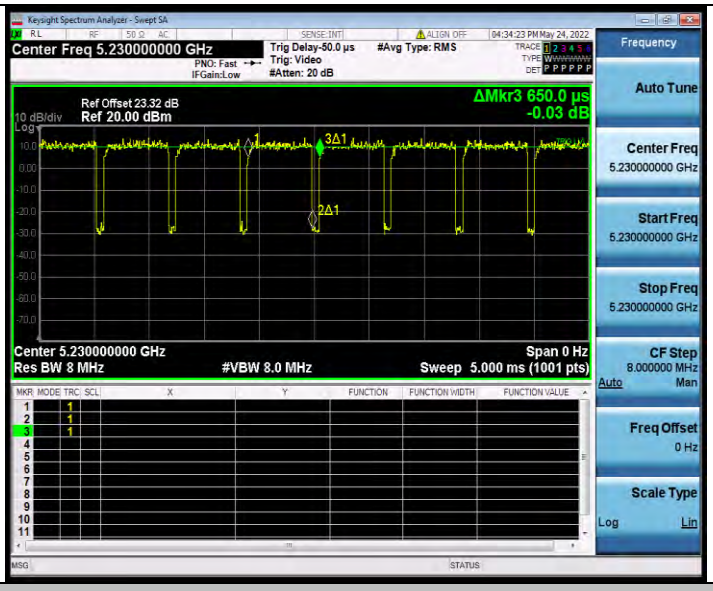

11AC40SISO_Ant1_5270

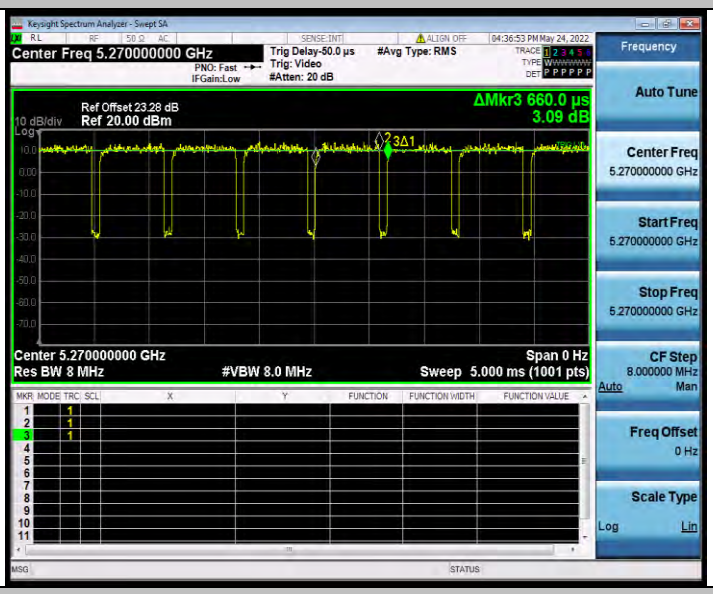

11AC40SISO_Ant1_5310

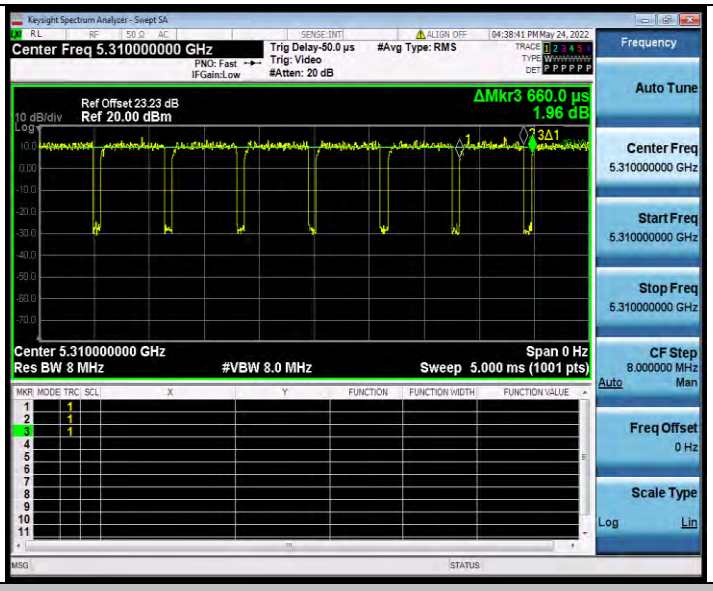

11AC40SISO_Ant1_5510

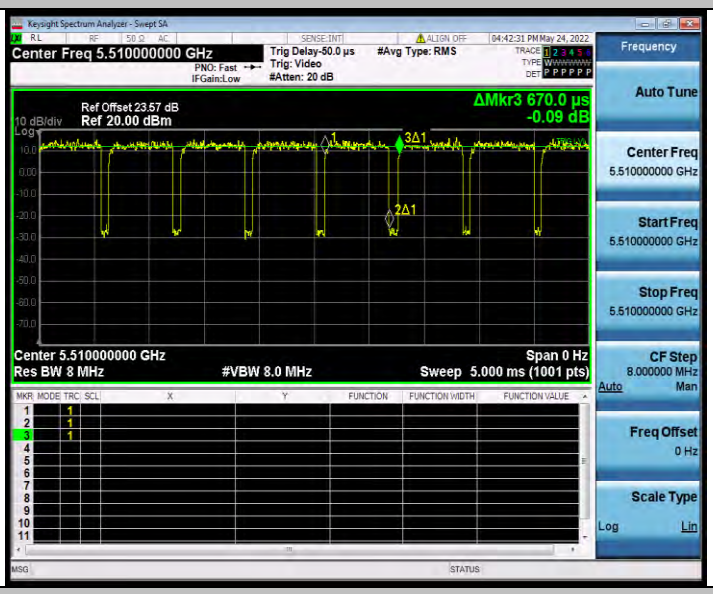

11AC40SISO_Ant1_5550

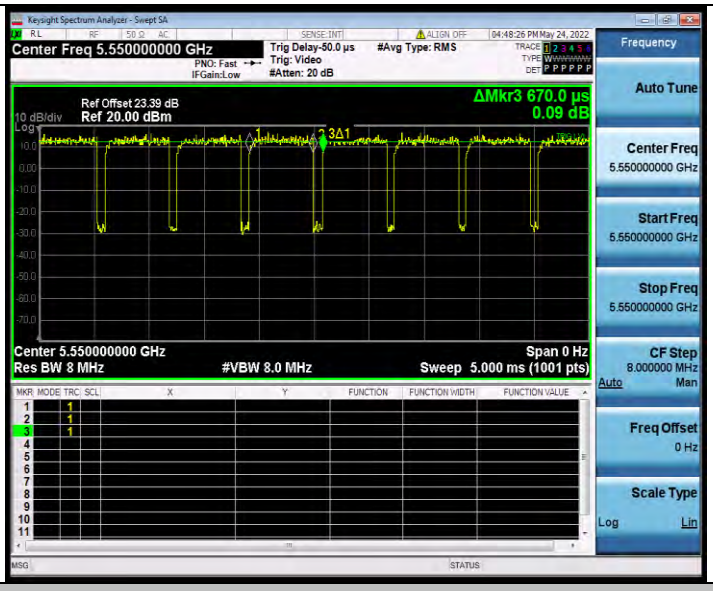

11AC40SISO_Ant1_5670

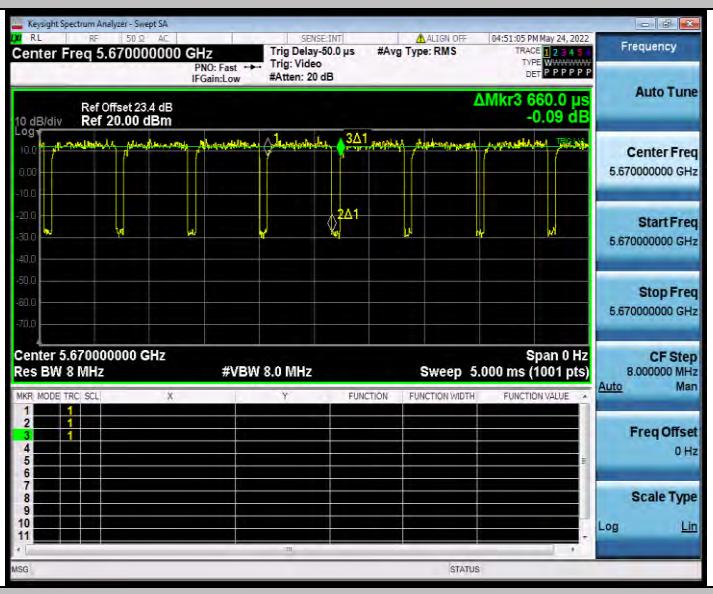

11AC40SISO_Ant1_5755

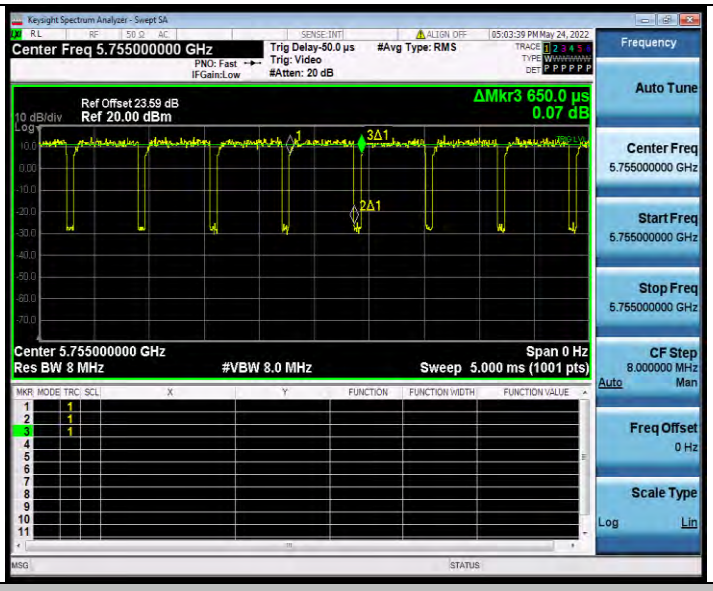

11AC40SISO_Ant1_5795

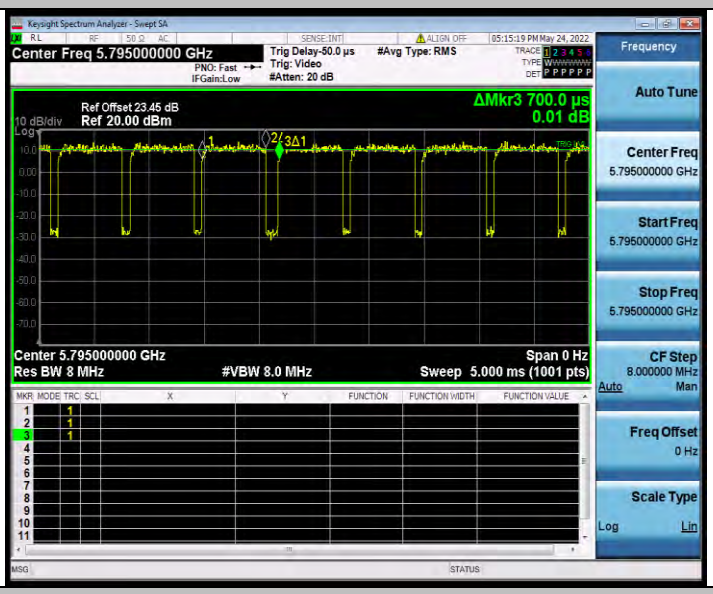

11AC80SISO_Ant1_5210

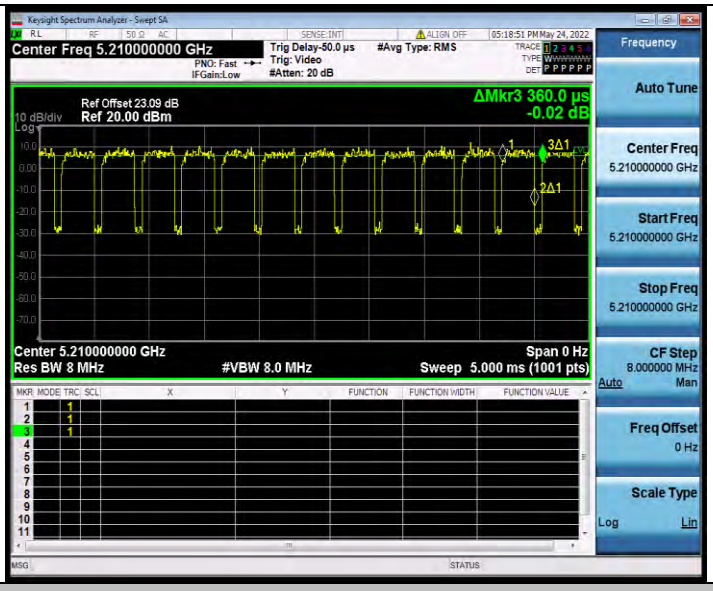

11AC80SISO_Ant1_5290

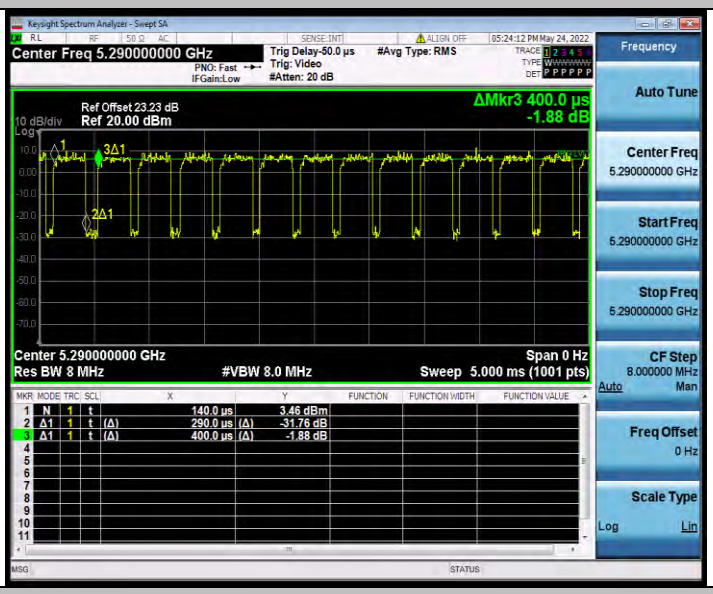

11AC80SISO_Ant1_5530

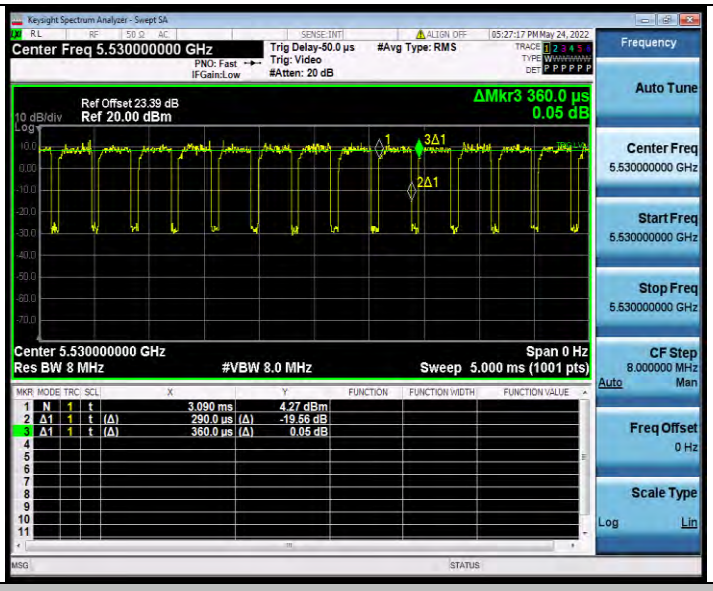

11AC80SISO_Ant1_5610

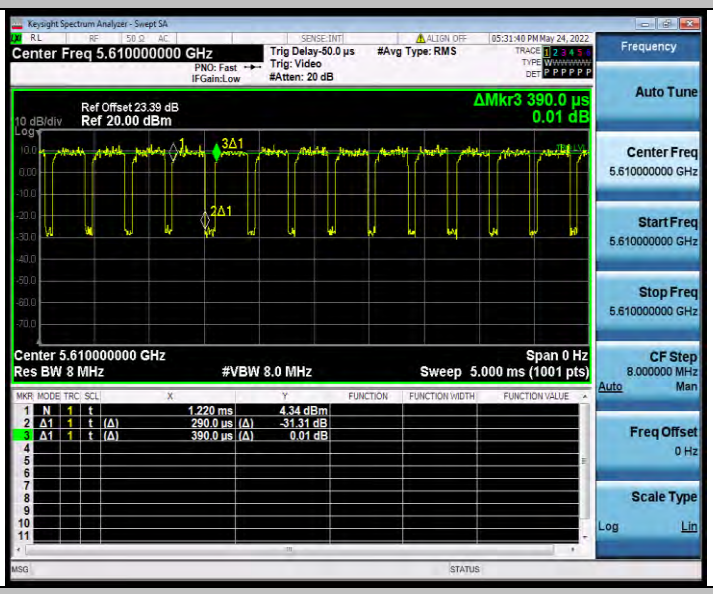

11AC80SISO_Ant1_5775

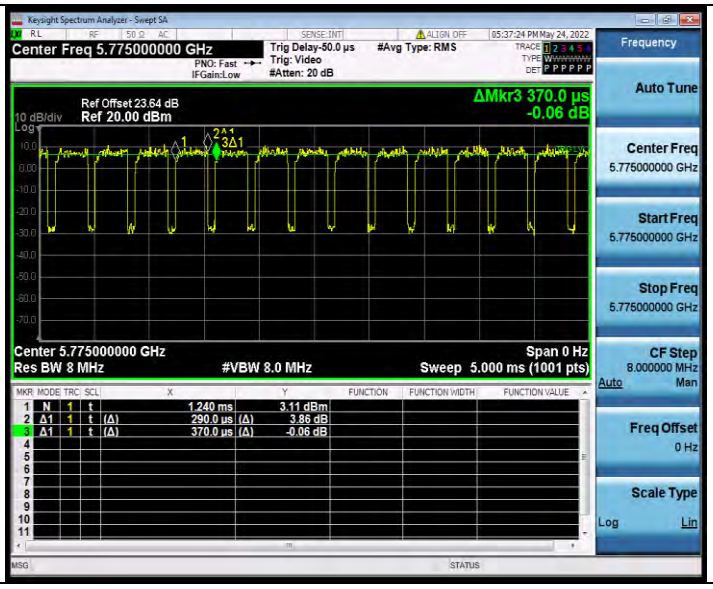
Keysight Spectrum Analyzer - Swept SA
Center Freq 5.775000000 GHz
Trig Delay-50.0 µs
#Avg Type: RMS
Trig: Video
#Atten: 20 dB
Ref Offset 23.64 dB
10 dB/div Ref 20.00 dBm
ΔMkr3 370.0 µs
-0.06 dB
Center 5.775000000 GHz
Span 0 Hz
Res BW 8 MHz
#VBW 8.0 MHz
Sweep 5.000 ms (1001 pts)
1 N 1 t 1.240 ms 3.11 dBm
2 Δ1 1 t (Δ) 290.0 µs (Δ) 3.86 dB
3 Δ1 1 t (Δ) 370.0 µs (Δ) -0.06 dB
Frequency
Auto Tune
Center Freq 5.775000000 GHz
Start Freq 5.775000000 GHz
Stop Freq 5.775000000 GHz
CF Step 8.000000 MHz
Auto Man
Freq Offset 0 Hz
Scale Type
Log Lin

MAXIMUM CONDUCTED OUTPUT POWER

TEST RESULT

Mode	TX Type	Freq. (MHz)	Maximum Conducted Output Power (dBm)		Verdict	Power Setting
			Ant1	Limit		
802.11a	SISO	5180	15.72	≤24.00	Pass	15
		5200	15.40	≤24.00	Pass	15
		5240	14.82	≤24.00	Pass	15
		5260	15.42	≤24.00	Pass	15
		5300	14.96	≤24.00	Pass	15
		5320	16.42	≤24.00	Pass	15
		5500	16.43	≤24.00	Pass	15
		5580	17.13	≤24.00	Pass	15
		5700	17.22	≤24.00	Pass	15
		5745	15.72	≤30.00	Pass	15
		5720	17.92	≤24.00	Pass	15
		5720	17.45	≤30.00	Pass	14
		5785	15.31	≤30.00	Pass	14
		5825	15.01	≤30.00	Pass	14
802.11n (HT20)	SISO	5180	15.13	≤24.00	Pass	14
		5200	14.72	≤24.00	Pass	14
		5240	14.24	≤24.00	Pass	14
		5260	14.96	≤24.00	Pass	14
		5300	14.47	≤24.00	Pass	14
		5320	14.31	≤24.00	Pass	14
		5500	15.76	≤24.00	Pass	14
		5580	16.56	≤24.00	Pass	14
		5700	16.73	≤24.00	Pass	14
		5720	17.24	≤24.00	Pass	14
		5720	17.24	≤30.00	Pass	14
		5745	15.51	≤30.00	Pass	14
		5785	15.55	≤30.00	Pass	14
		5825	15.26	≤30.00	Pass	14
802.11n (HT40)	SISO	5190	12.18	≤24.00	Pass	13
		5230	14.04	≤24.00	Pass	14

		5270	14.32	≤24.00	Pass	14
		5310	13.93	≤24.00	Pass	14
		5510	15.46	≤24.00	Pass	14
		5550	15.75	≤24.00	Pass	14
		5670	16.28	≤24.00	Pass	14
		5710	16.34	≤24.00	Pass	14
		5710	16.34	≤30.00	Pass	14
		5755	15.41	≤30.00	Pass	14
		5795	15.06	≤30.00	Pass	14
802.11ac (VHT20)	SISO	5180	15.42	≤24.00	Pass	14
		5200	14.87	≤24.00	Pass	14
		5240	14.22	≤24.00	Pass	14
		5260	14.97	≤24.00	Pass	14
		5300	14.41	≤24.00	Pass	14
		5320	14.35	≤24.00	Pass	14
		5500	15.85	≤24.00	Pass	14
		5580	16.51	≤24.00	Pass	14
		5700	16.64	≤24.00	Pass	14
		5720	17.66	≤24.00	Pass	14
		5720	17.66	≤30.00	Pass	14
		5745	15.83	≤30.00	Pass	14
		5785	15.51	≤30.00	Pass	14
		5825	15.23	≤30.00	Pass	14
802.11ac (VHT40)	SISO	5190	12.09	≤24.00	Pass	13
		5230	13.82	≤24.00	Pass	14
		5270	14.28	≤24.00	Pass	14
		5310	13.81	≤24.00	Pass	14
		5510	15.35	≤24.00	Pass	14
		5550	15.62	≤24.00	Pass	14
		5670	16.15	≤24.00	Pass	14
		5710	17.26	≤24.00	Pass	14
		5710	17.26	≤30.00	Pass	14
		5755	15.27	≤30.00	Pass	14
		5795	14.91	≤30.00	Pass	14
802.11ac	SISO	5210	10.35	≤24.00	Pass	12

(VHT80)		5290	13.62	≤24.00	Pass	14
		5530	14.92	≤24.00	Pass	14
		5610	15.72	≤24.00	Pass	14
		5690	16.99	≤24.00	Pass	14
		5690	16.99	≤30.00	Pass	14
		5775	14.49	≤30.00	Pass	14
Note1: Conducted Power=Measured Power +Duty Cycle Factor						

SPOT-CHECK RESULT

Mode	TX Type	Freq. (MHz)	Maximum Conducted Output Power (dBm)		Verdict	Power Setting
			Ant1	Limit		
802.11a	SISO	5180	15.61	≤24.00	Pass	15
		5200	15.34	≤24.00	Pass	15
		5240	14.81	≤24.00	Pass	15
		5260	15.34	≤24.00	Pass	15
		5300	14.87	≤24.00	Pass	15
		5320	16.51	≤24.00	Pass	15
		5500	16.34	≤24.00	Pass	15
		5580	17.03	≤24.00	Pass	15
		5700	17.21	≤24.00	Pass	15
		5745	15.63	≤30.00	Pass	15
		5720	17.77	≤24.00	Pass	15
		5720	17.39	≤30.00	Pass	14
		5785	15.25	≤30.00	Pass	14
		5825	14.93	≤30.00	Pass	14

MAXIMUM POWER SPECTRAL DENSITY

TEST RESULT

TestMode	Antenna	Frequency[MHz]	Result [dBm/MHz]	Limit[dBm/MHz]	Verdict
11A	Ant1	5180	1.43	≤11.00	PASS
		5200	0.82	≤11.00	PASS
		5240	0.77	≤11.00	PASS
		5260	1.54	≤11.00	PASS
		5300	1.01	≤11.00	PASS
		5320	0.87	≤11.00	PASS
		5500	2.83	≤11.00	PASS
		5580	3.64	≤11.00	PASS
		5700	3.08	≤11.00	PASS
		5745	-1.32	≤30.00	PASS
		5785	-1.68	≤30.00	PASS
		5825	-2.4	≤30.00	PASS
11N20SISO	Ant1	5180	0.61	≤11.00	PASS
		5200	0.13	≤11.00	PASS
		5240	0.22	≤11.00	PASS
		5260	0.62	≤11.00	PASS
		5300	0.18	≤11.00	PASS
		5320	-0.08	≤11.00	PASS
		5500	2.07	≤11.00	PASS
		5580	3.02	≤11.00	PASS
		5700	2.26	≤11.00	PASS
		5745	-1.15	≤30.00	PASS
		5785	-1.54	≤30.00	PASS
		5825	-2.24	≤30.00	PASS
11N40SISO	Ant1	5190	-2.67	≤11.00	PASS
		5230	-2.77	≤11.00	PASS
		5270	-1.91	≤11.00	PASS
		5310	-2.64	≤11.00	PASS
		5510	-0.49	≤11.00	PASS
		5550	-0.29	≤11.00	PASS
		5670	-0.75	≤11.00	PASS

		5755	-4.32	≤30.00	PASS
		5795	-4.91	≤30.00	PASS
11AC20SISO	Ant1	5180	0.56	≤11.00	PASS
		5200	0.26	≤11.00	PASS
		5240	0.21	≤11.00	PASS
		5260	0.8	≤11.00	PASS
		5300	0.31	≤11.00	PASS
		5320	-0.03	≤11.00	PASS
		5500	2.06	≤11.00	PASS
		5580	2.96	≤11.00	PASS
		5700	2.3	≤11.00	PASS
		5745	-1.03	≤30.00	PASS
		5785	-0.63	≤30.00	PASS
		5825	-2.12	≤30.00	PASS
11AC40SISO	Ant1	5190	-2.74	≤11.00	PASS
		5230	-2.62	≤11.00	PASS
		5270	-2.16	≤11.00	PASS
		5310	-2.88	≤11.00	PASS
		5510	-0.86	≤11.00	PASS
		5550	-0.55	≤11.00	PASS
		5670	-0.52	≤11.00	PASS
		5755	-4.38	≤30.00	PASS
		5795	-4.7	≤30.00	PASS
11AC80SISO	Ant1	5210	-5.31	≤11.00	PASS
		5290	-4.41	≤11.00	PASS
		5530	-3.35	≤11.00	PASS
		5610	-2.52	≤11.00	PASS
		5775	-7.13	≤30.00	PASS

Note: 1. The Result and Limit Unit is dBm/500 kHz in the band 5.725-5.85 GHz.
2. The Duty Cycle Factor and RBW Factor is compensated in the graph.

TEST GRAPHS

11A_Ant1_5180

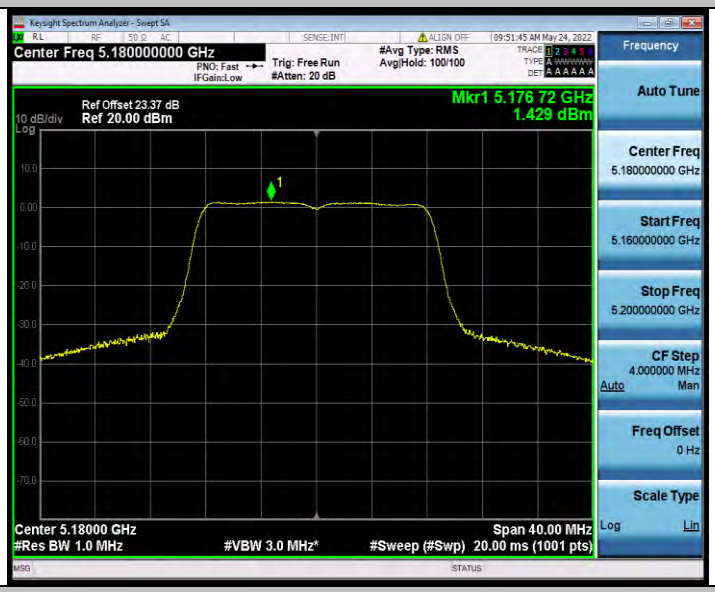

11A_Ant1_5200

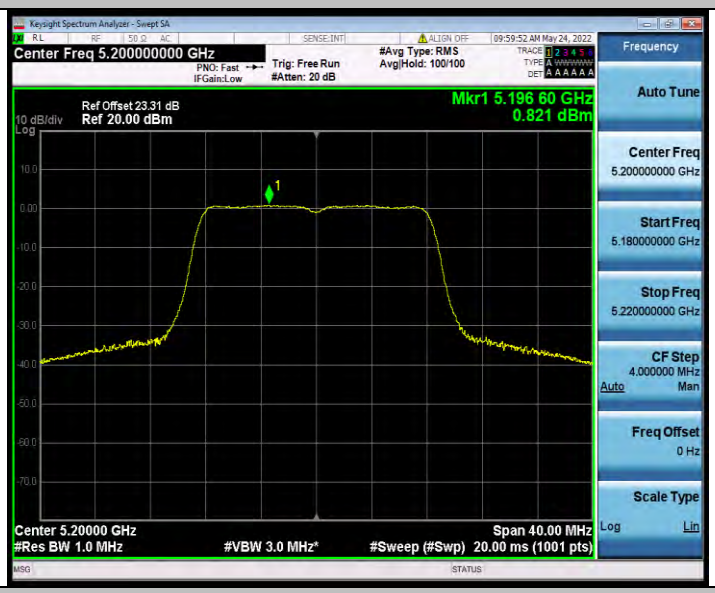

11A_Ant1_5240

11A_Ant1_5260

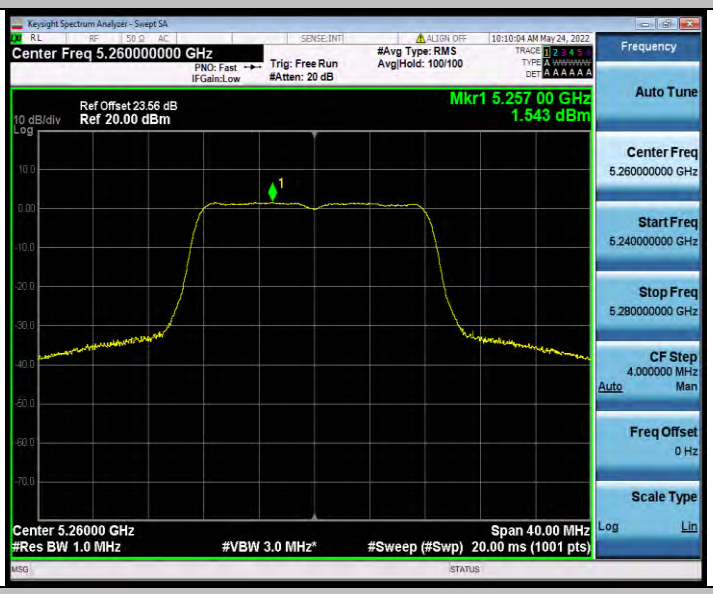

11A_Ant1_5300

11A_Ant1_5320

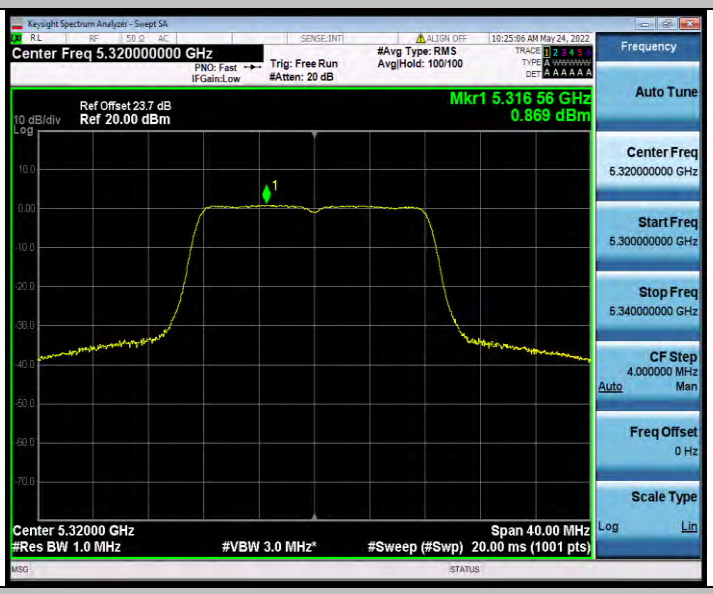

11A_Ant1_5500

11A_Ant1_5580

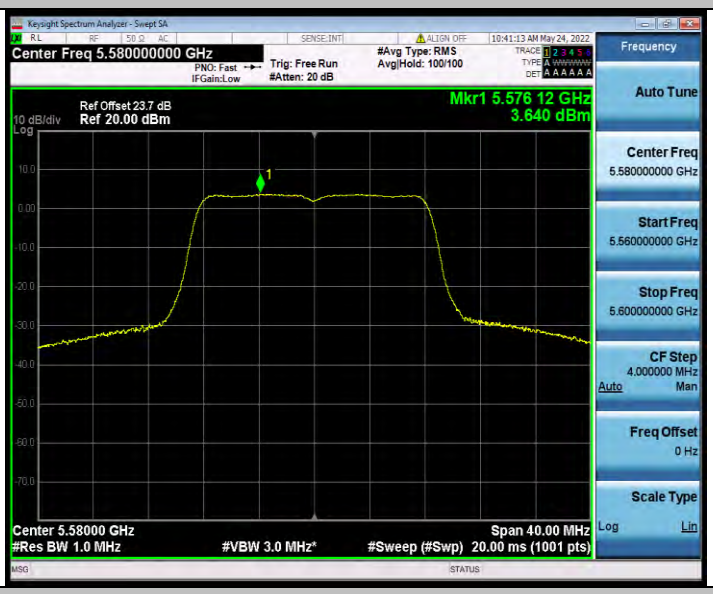

11A_Ant1_5700

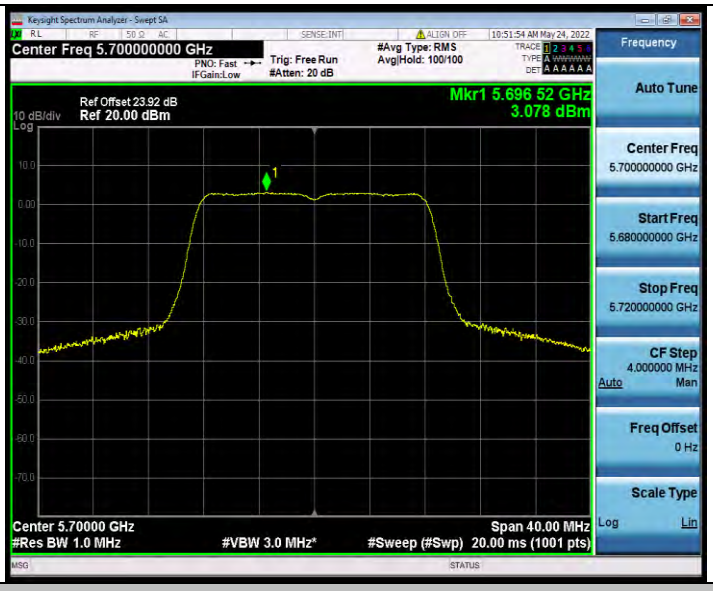

11A_Ant1_5745

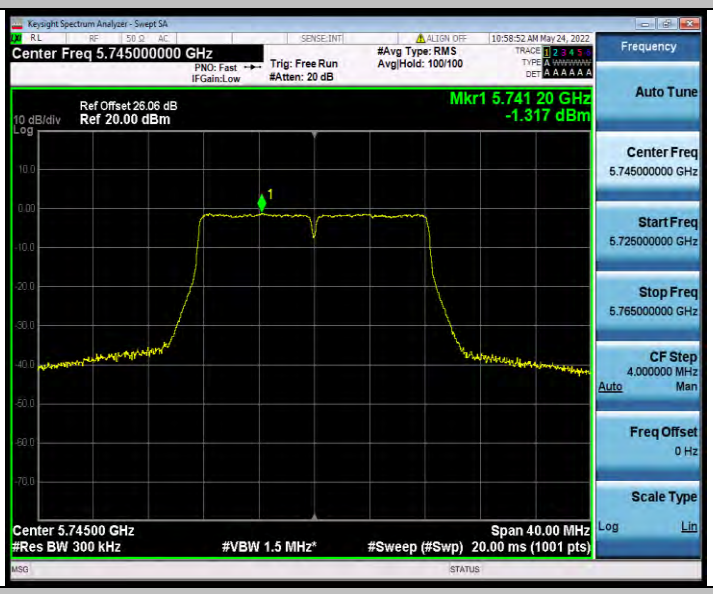

11A_Ant1_5785

11A_Ant1_5825

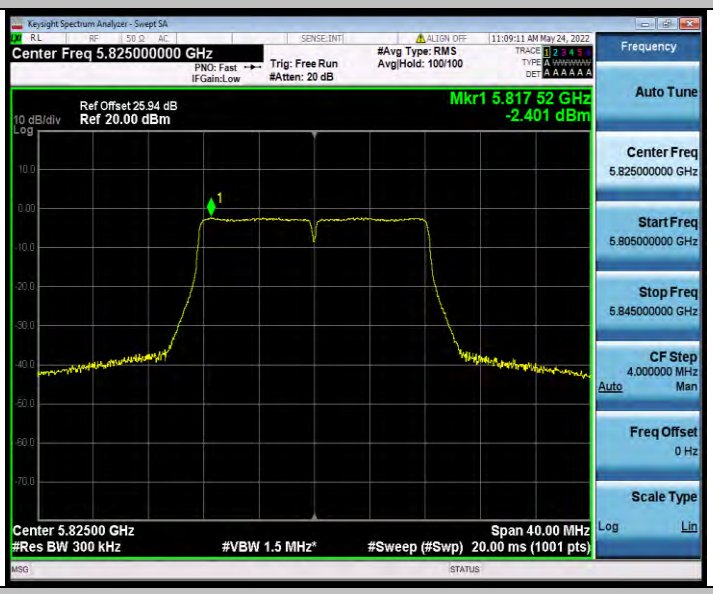

11N20SISO_Ant1_5180

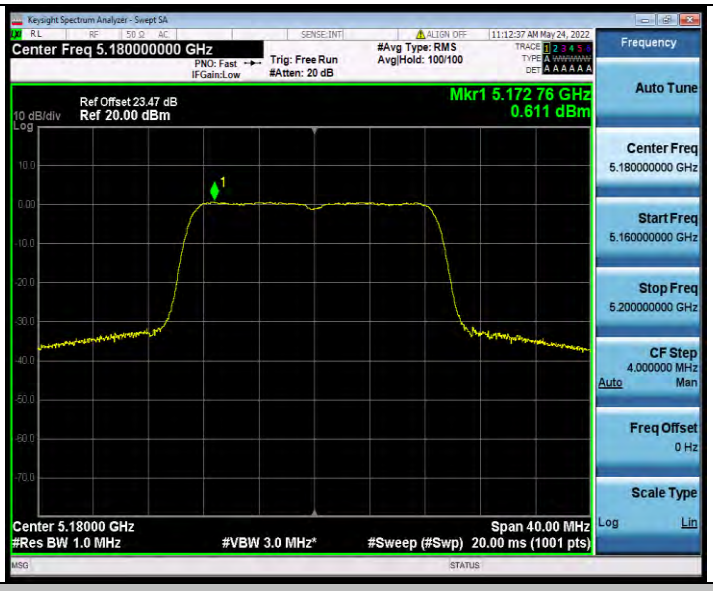

11N20SISO_Ant1_5200

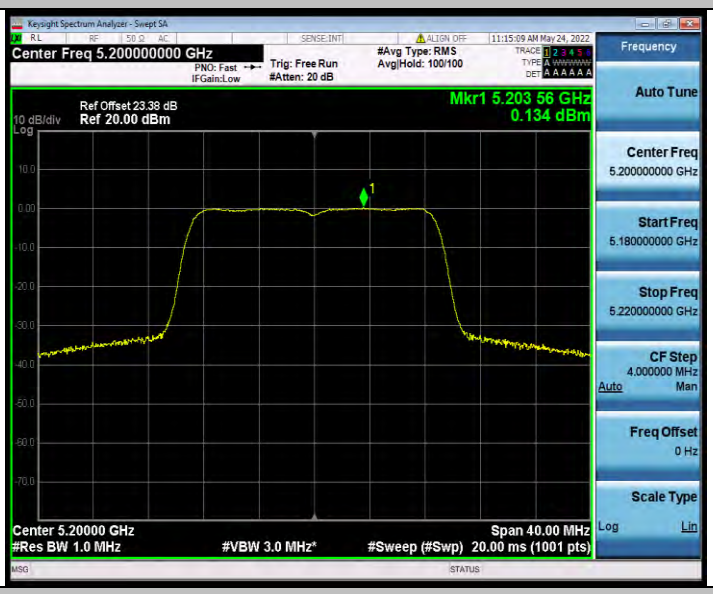

11N20SISO_Ant1_5240