Rg	Frequency [MHz]	AVG Level [dBμV/m]	AVG Limit [dBμV/m]	AVG Margin [dB]	Correction [dB]	Polarization	Azimuth [deg]	Antenna Height [m]
1	2,463.500	92.82			9.96	H	4.5	1
1	2,483.500	32.99	54.00	21.01	9.88	H	4.5	1
1	2,484.000	31.25	54.00	22.75	9.88	H	4.5	1

CHANNEL	TX Channel 11	**DETECTOR FUNCTION**	Peak (PK) Average (AV)
FREQUENCY RANGE	1GHz ~ 25GHz		

ANTENNA POLARITY & TEST DISTANCE: VERTICAL AT 3 M

Rg	Frequency [MHz]	PK+ Level [dBμV/m]	PK+ Limit [dBμV/m]	PK+ Margin [dB]	Correction [dB]	Polarization	Azimuth [deg]	Antenna Height [m]
1	2,463.000	95.94			9.96	V	205.1	1
1	2,483.500	43.42	74.00	30.58	9.88	V	317.3	2
1	2,486.000	44.00	74.00	30.00	9.87	V	152.3	2

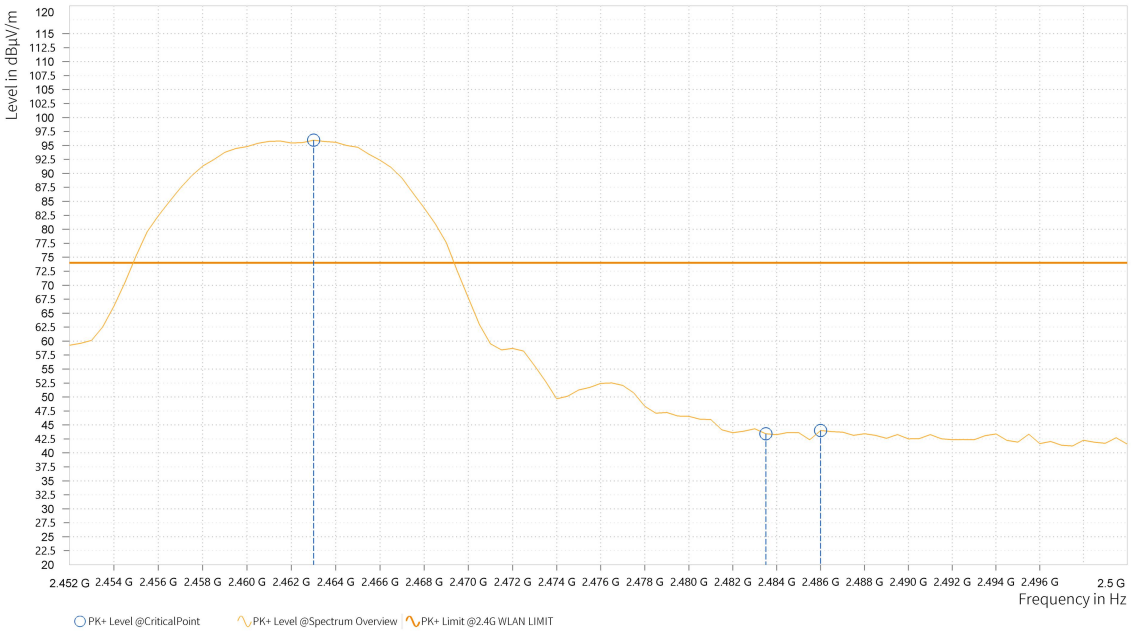

Rg	Frequency [MHz]	AVG Level [dBμV/m]	AVG Limit [dBμV/m]	AVG Margin [dB]	Correction [dB]	Polarization	Azimuth [deg]	Antenna Height [m]
1	2,461.000	88.50			9.97	V	4.6	1
1	2,483.500	30.38	54.00	23.62	9.88	V	355.4	2
1	2,484.000	30.03	54.00	23.97	9.88	V	355.4	2

REMARKS:

1. Emission Level = Read Level+ Antenna Factor + Cable Loss- Preamp Factor
   Margin value = Limit value – Emission level.
2. 2462MHz: Fundamental frequency.

802.11g

CHANNEL	TX Channel 1	**DETECTOR FUNCTION**	Peak (PK) Average (AV)
FREQUENCY RANGE	1GHz ~ 25GHz		

ANTENNA POLARITY & TEST DISTANCE: HORIZONTAL AT 3 M								
Rg	Frequency [MHz]	PK+ Level [dBμV/m]	PK+ Limit [dBμV/m]	PK+ Margin [dB]	Correction [dB]	Polarization	Azimuth [deg]	Antenna Height [m]
1	2,389.000	56.19	74.00	17.81	9.83	H	158.4	1
1	2,390.000	58.07	74.00	15.93	9.84	H	200.3	2
1	2,407.500	103.34			9.86	H	200.3	2

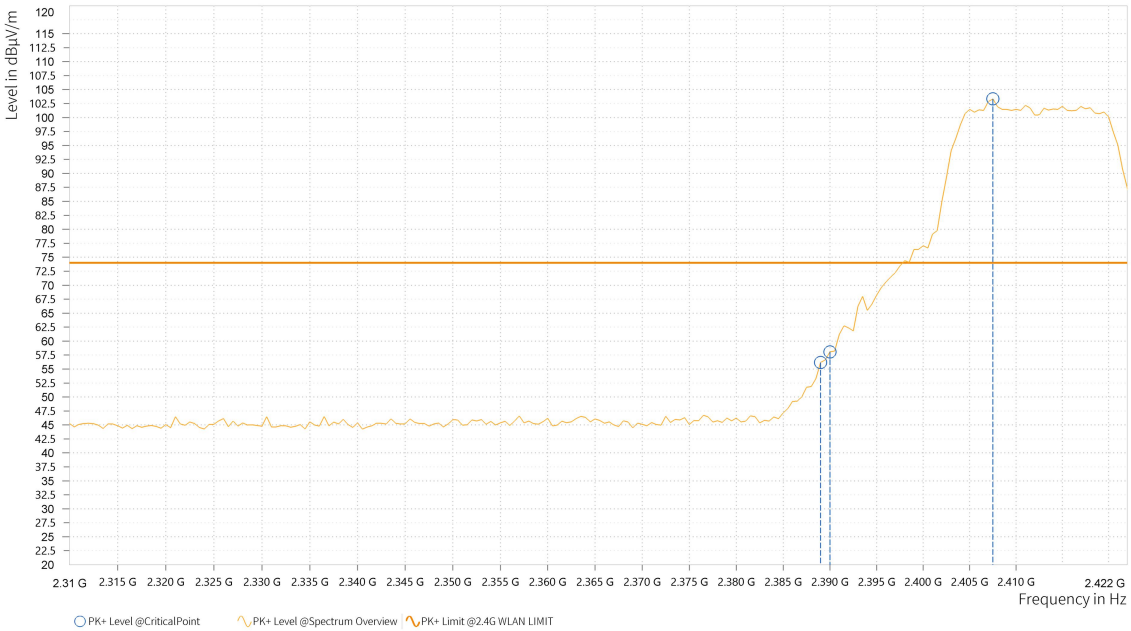

Rg	Frequency [MHz]	AVG Level [dBμV/m]	AVG Limit [dBμV/m]	AVG Margin [dB]	Correction [dB]	Polarization	Azimuth [deg]	Antenna Height [m]
1	2,388.500	36.74	54.00	17.26	9.83	H	254	2
1	2,390.000	40.52	54.00	13.48	9.84	H	254	2
1	2,413.000	90.26			9.87	H	254	2

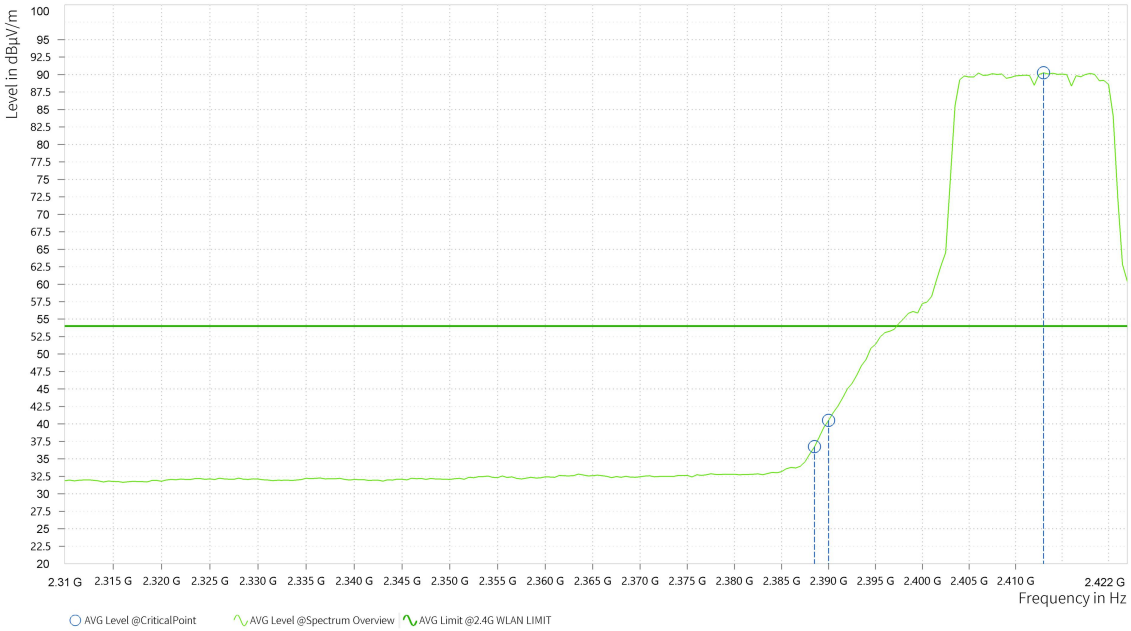

CHANNEL	TX Channel 1	DETECTOR FUNCTION	Peak (PK) Average (AV)
FREQUENCY RANGE	1GHz ~ 25GHz		

ANTENNA POLARITY & TEST DISTANCE: VERTICAL AT 3 M								
Rg	Frequency [MHz]	PK+ Level [dBμV/m]	PK+ Limit [dBμV/m]	PK+ Margin [dB]	Correction [dB]	Polarization	Azimuth [deg]	Antenna Height [m]
1	2,389.500	53.79	74.00	20.21	9.83	V	137	1
1	2,390.000	53.05	74.00	20.95	9.84	V	137	1
1	2,407.000	98.30			9.86	V	159.6	1

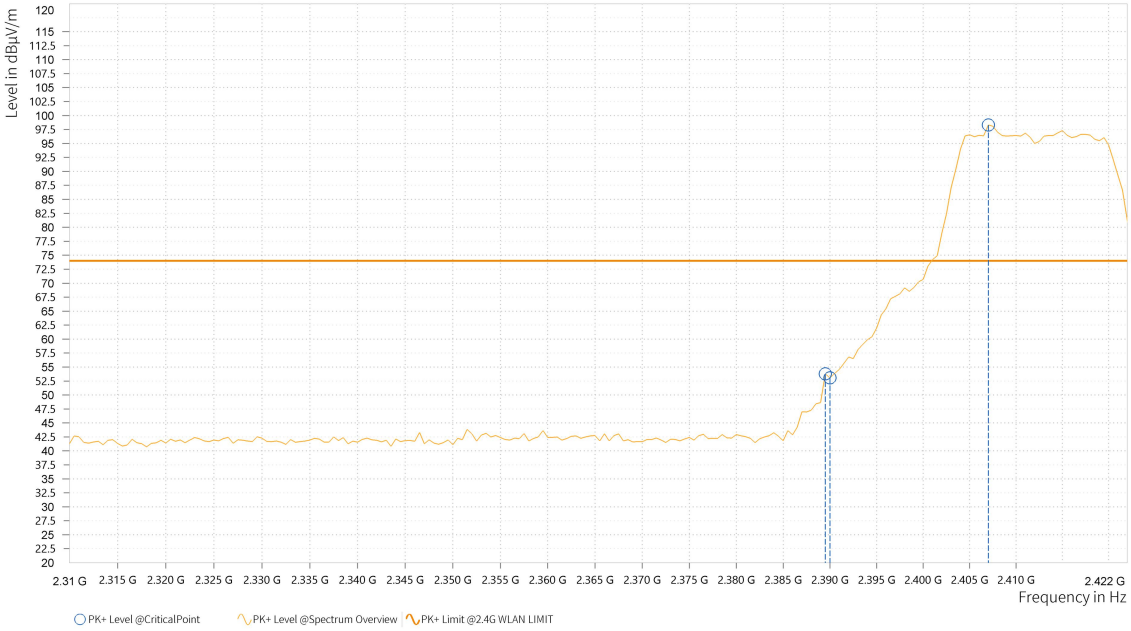

Rg	Frequency [MHz]	AVG Level [dBμV/m]	AVG Limit [dBμV/m]	AVG Margin [dB]	Correction [dB]	Polarization	Azimuth [deg]	Antenna Height [m]
1	2,388.500	33.12	54.00	20.88	9.83	V	140.6	1
1	2,390.000	35.72	54.00	18.28	9.84	V	140.6	1
1	2,410.500	86.02			9.86	V	140.6	1

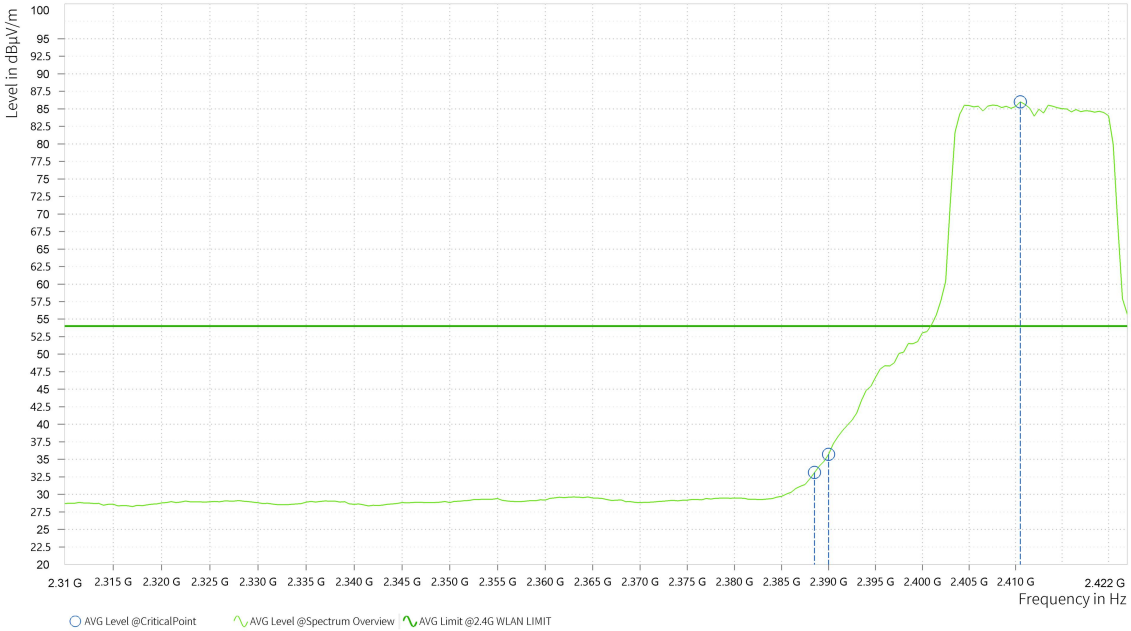

REMARKS:

1. Emission Level = Read Level+ Antenna Factor + Cable Loss- Preamp Factor
   Margin value = Limit value – Emission level.
2. 2412MHz: Fundamental frequency.

CHANNEL	TX Channel 6	DETECTOR FUNCTION	Peak (PK) Average (AV)
FREQUENCY RANGE	1GHz ~ 25GHz		

ANTENNA POLARITY & TEST DISTANCE: HORIZONTAL AT 3 M

Rg	Frequency [MHz]	PK+ Level [dBμV/m]	PK+ Limit [dBμV/m]	PK+ Margin [dB]	AVG Level [dBμV/m]	AVG Limit [dBμV/m]	AVG Margin [dB]	Correction [dB]	Polarization	Azimuth [deg]	Antenna Height [m]
3	4,874.206	51.40	74.00	22.60	40.39	54.00	13.61	15.94	H	359	2
4	7,488.725	58.50	74.00	15.50	45.54	54.00	8.46	23.87	H	12.6	2

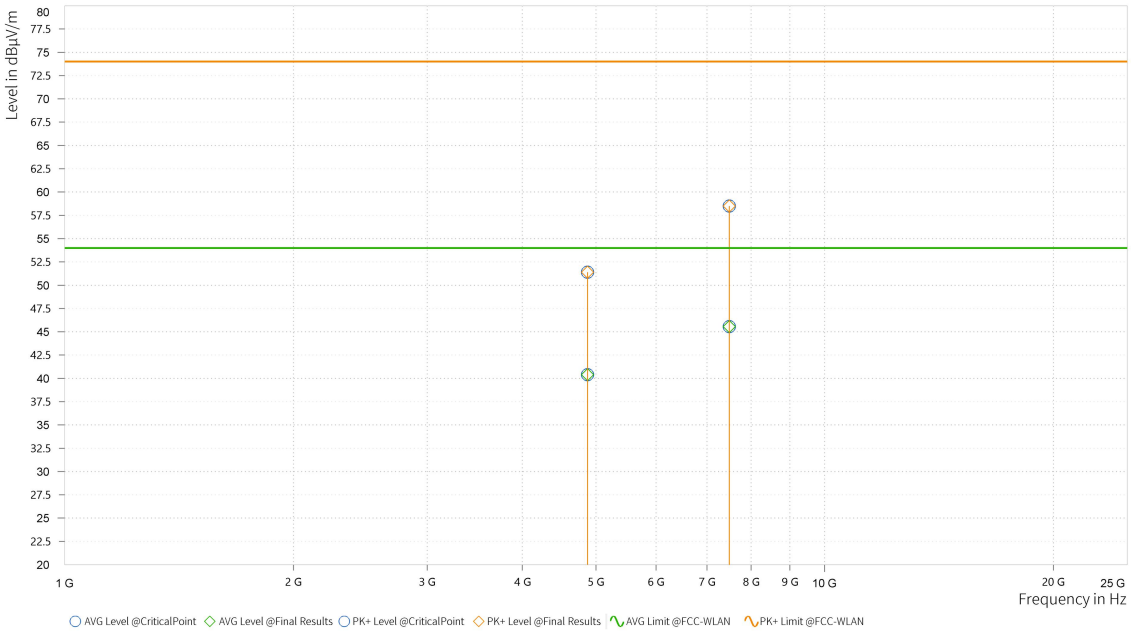

CHANNEL	TX Channel 6	DETECTOR FUNCTION	Peak (PK) Average (AV)
FREQUENCY RANGE	1GHz ~ 25GHz		

ANTENNA POLARITY & TEST DISTANCE: VERTICAL AT 3 M

Rg	Frequency [MHz]	PK+ Level [dBμV/m]	PK+ Limit [dBμV/m]	PK+ Margin [dB]	AVG Level [dBμV/m]	AVG Limit [dBμV/m]	AVG Margin [dB]	Correction [dB]	Polarization	Azimuth [deg]	Antenna Height [m]
3	4,874.206	51.50	74.00	22.50	40.27	54.00	13.73	15.94	V	0.9	2
4	7,726.725	58.37	74.00	15.63	44.76	54.00	9.24	24.24	V	0.9	2

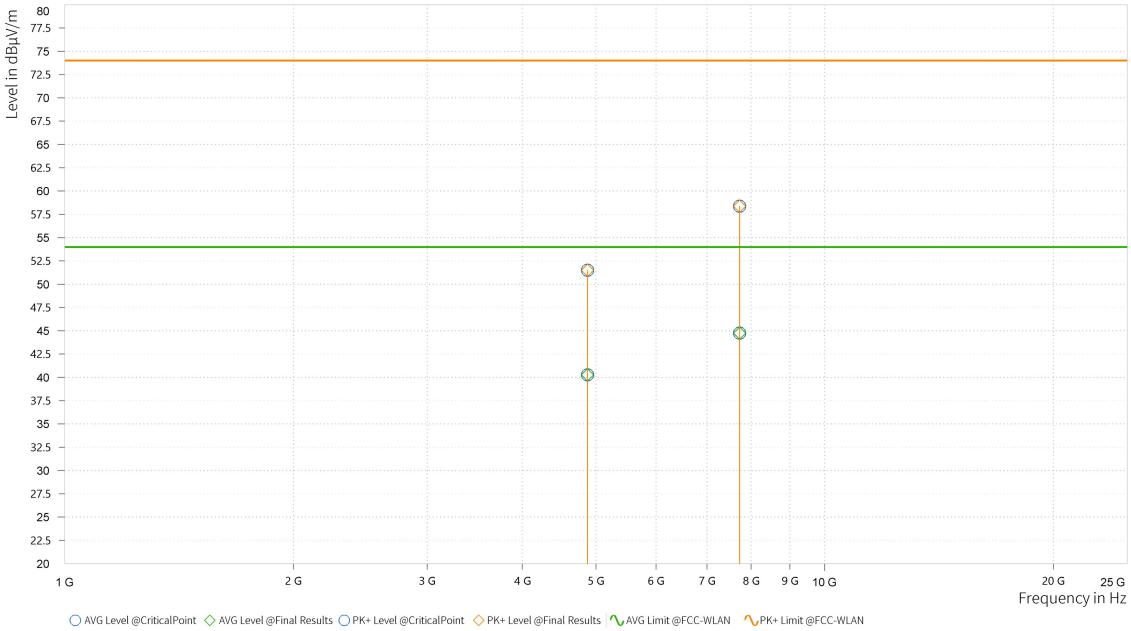

REMARKS:

1. Emission Level = Read Level+ Antenna Factor + Cable Loss- Preamp Factor
   Margin value = Limit value – Emission level.
2. 2437MHz: Fundamental frequency.

CHANNEL	TX Channel 11	DETECTOR FUNCTION	Peak (PK) Average (AV)
FREQUENCY RANGE	1GHz ~ 25GHz		

ANTENNA POLARITY & TEST DISTANCE: HORIZONTAL AT 3 M
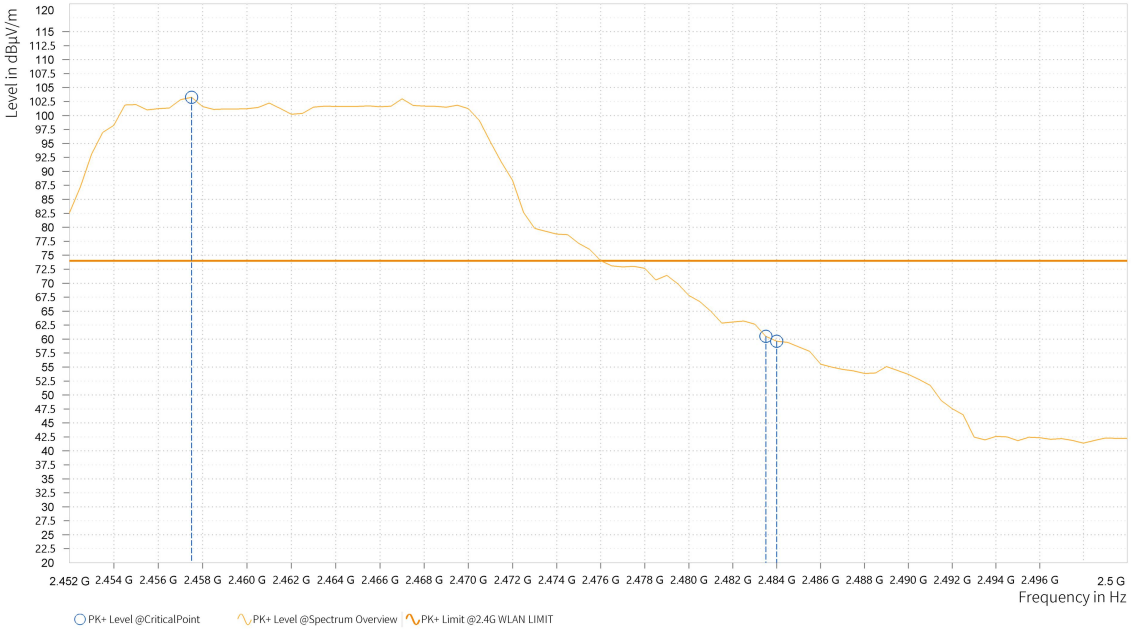
Rg	Frequency [MHz]	PK+ Level [dBμV/m]	PK+ Limit [dBμV/m]	PK+ Margin [dB]	Correction [dB]	Polarization	Azimuth [deg]	Antenna Height [m]
1	2,457.500	103.26			9.97	H	221.7	2
1	2,483.500	60.49	74.00	13.51	9.88	H	221.7	2
1	2,484.000	59.61	74.00	14.39	9.88	H	221.7	2