FCC RF TEST REPORT

Applicant:	HMD Global Oy
Address:	Bertel Jungin aukio 9,02600 Espoo, Finland

Manufacturer or Supplier:	HMD Global Oy
Address:	Bertel Jungin aukio 9,02600 Espoo, Finland
Product:	Smart phone
Brand Name:	HMD
Model Name:	TA-1600/TA-1688
FCC ID:	2AJOTTA-1600
Date of tests:	Apr. 08, 2024 ~ May. 31, 2024

The tests have been carried out according to the requirements of the following standard:

☒ **FCC PART 22, Subpart H** ☒ **FCC PART 24, Subpart E** ☒ **FCC Part 27, Subpart C, M** ☒ **ANSI/TIA/EIA-603-D**
☒ **FCC Part 2** ☒ **ANSI/TIA/EIA-603-E** ☒ **ANSI C63.26-2015**

CONCLUSION: The submitted sample was found to COMPLY with the test requirement

Prepared by Simon Wang Engineer / Mobile Department	Approved by Luke Lu Manager / Mobile Department
Simon Wang Date: May. 31, 2024	Luke Lu Date: May. 31, 2024

This report is governed by, and incorporates by reference, the Conditions of Testing as posted at the date of issuance of this report at http://www.bureauveritas.com/home/about-us/our-business/cps/about-us/terms-conditions/ and is intended for your exclusive use. Any copying or replication of this report to or for any other person or entity, or use of our name or trademark, is permitted only with our prior written permission. This report sets forth our findings solely with respect to the test samples identified herein. The results set forth in this report are not indicative or representative of the quality or characteristics of the lot from which a test sample was taken or any similar or identical product unless specifically and expressly noted. Our report includes all of the tests requested by you and the results thereof based upon the information that you provided to us. Measurement uncertainty is only provided upon request for accredited tests. Statements of conformity are based on simple acceptance criteria without taking measurement uncertainty into account, unless otherwise requested in writing. You have 60 days from date of issuance of this report to notify us of any material error or omission caused by our negligence or if you require measurement uncertainty; provided, however, that such notice shall be in writing and shall specifically address the issue you wish to raise. A failure to raise such issue within the prescribed time shall constitute your unqualified acceptance of the completeness of this report, the tests conducted and the correctness of the report contents.

TABLE OF CONTENTS

RELEASE CONTROL RECORD 4

1 SUMMARY OF TEST RESULTS 5

1.1 MEASREMENT UNCERTAINTY 7
1.2 TEST SITE AND INSTRUMENTS 8

2 GENERAL INFORMATION 11

2.1 GENERAL DESCRIPTION OF EUT 11
2.2 CONFIGURATION OF SYSTEM UNDER TEST 37
2.3 DESCRIPTION OF SUPPORT UNITS 38
2.4 TEST ITEM AND TEST CONFIGURATION 38
2.5 GENERAL DESCRIPTION OF APPLIED STANDARDS 53

3 TEST TYPES AND RESULTS 54

3.1 OUTPUT POWER MEASUREMENT 54
3.1.1 LIMITS OF OUTPUT POWER MEASUREMENT 54
3.1.2 TEST PROCEDURES 55
3.1.3 TEST SETUP 56
3.1.4 TEST RESULTS 57
3.2 FREQUENCY STABILITY MEASUREMENT 172
3.2.1 LIMITS OF FREQUENCY STABILIITY MEASUREMENT 172
3.2.2 TEST PROCEDURE 172
3.2.3 TEST SETUP 172
3.2.4 TEST RESULTS 173
3.3 OCCUPIED BANDWIDTH MEASUREMENT 174
3.3.1 LIMITS OF OCCUPIED BANDWIDTH MEASUREMENT 174
3.3.2 TEST SETUP 174
3.3.3 TEST PROCEDURES 174
3.3.4 TEST RESULTS 175
3.4 BAND EDGE MEASUREMENT 176
3.4.1 LIMITS OF BAND EDGE MEASUREMENT 176
3.4.2 TEST SETUP 177
3.4.3 TEST PROCEDURES 178
3.4.4 TEST RESULTS 179
3.5 CONDUCTED SPURIOUS EMISSIONS 180
3.5.1 LIMITS OF CONDUCTED SPURIOUS EMISSIONS MEASUREMENT 180
3.5.2 TEST PROCEDURE 180
3.5.3 TEST SETUP 180
3.5.4 TEST RESULTS 181
3.6 RADIATED EMISSION MEASUREMENT 182
3.6.1 LIMITS OF RADIATED EMISSION MEASUREMENT 182
3.6.2 TEST PROCEDURES 182
3.6.3 DEVIATION FROM TEST STANDARD 182
3.6.4 TEST SETUP 183
5G SA BELOW 1GHz WORST-CASE DATA 185
3.7 PEAK TO AVERAGE RATIO 545
3.7.1 LIMITS OF PEAK TO AVERAGE RATIO MEASUREMENT 545
3.7.2 TEST SETUP 545
3.7.3 TEST PROCEDURES 545
3.7.4 TEST RESULTS 546

4 INFORMATION ON THE TESTING LABORATORIES 547

5 MODIFICATIONS RECORDERS FOR ENGINEERING CHANGES TO THE EUT BY THE LAB548

RELEASE CONTROL RECORD

ISSUE NO.	REASON FOR CHANGE	DATE ISSUED
PSU-NQN2403180115RF15	Original release	May. 31, 2024

1 SUMMARY OF TEST RESULTS

The EUT has been tested according to the following specifications:

APPLIED STANDARD: FCC PART 22/24/27 & PART 2			
STANDARD SECTION	**TEST TYPE AND LIMIT**	**RESULT**	**TEST LAB***
§2.1046	Conducted Output Power	Compliance	B
§24.232(c) §27.50(h)(2) §27.50(d)(4) §27.50(j)(3) §27.50(k)(3)	Equivalent Isotropically Radiated Power (5G NR n2, n7,n25 ,n38,n41,n66,n77,n78)	Compliance	B
§22.913 (a) §27.50(c)(10)	Equivalent Radiated Power (5G NR n5, n71)	Compliance	B
§2.1055 §22.355 §24.235 §27.54	Frequency Stability	Compliance	A
§2.1049	Occupied Bandwidth	Compliance	A
§2.1051 §22.917(a) §24.238(a) §27.53(g) §27.53(h) §27.53(l)(2) §27.53(m)(4)(6) §27.53(n)(2)	Band Edge Measurements	Compliance	A

§2.1051 §22.917(a) §24.238(a) §27.53(g) §27.53(h) §27.53(l)(2) §27.53(m)(4)(6) §27.53(n)(2)	Conducted Spurious Emissions	Compliance	A
§2.1051 §22.917(a) §24.238(a) §27.53(g) §27.53(h) §27.53(l)(2) §27.53(m)(4)(6) §27.53(n)(2)	Radiated Spurious Emissions	Compliance	B
§27.50(j)(4) §22.913(d) n5 §24.232(d) n2 §27.50(d)(5) §27.50(k)(4)	Peak-to-Average Ratio	Compliance	A

***Test Lab Information Reference**

Lab A:
BV 7Layers Communications Technology (Shenzhen) Co. Ltd
Lab Address:
Room B37, Warehouse A5, No.3 Chiwan 4th Road, Zhaoshang Street, Nanshan District Shenzhen, Guangdong, People's Republic of China
Accredited Test Lab Cert 3939.01

The FCC Site Registration No. is 525120; The Designation No. is CN1171.

Lab B:
Huarui 7Layers High Technology (Suzhou) Co., Ltd.
Lab Address:
Tower N, Innovation Center, 88 Zhuyi Road, High-tech District, Suzhou City, Anhui Province
Accredited Test Lab Cert 6613.01

The FCC Site Registration No. is 434559; The Designation No. is CN1325.

1.1 MEASREMENT UNCERTAINTY

Where relevant, the following measurement uncertainty levels have been estimated for tests performed on the EUT as specified in CISPR 16-4-2:

MEASUREMENT	UNCERTAINTY
Frequency Stability	±76.97Hz
Radiated emissions (9KHz~30MHz)	±2.68dB
Radiated emissions & Radiated Power (30MHz~1GHz)	±4.98dB
Radiated emissions & Radiated Power (1GHz ~6GHz)	±4.70dB
Radiated emissions (6GHz ~18GHz)	±4.60dB
Radiated emissions (18GHz ~40GHz)	±4.12dB
Conducted emissions	±4.01dB
Occupied Channel Bandwidth	±43.58KHz
Conducted Output power	±2.06dB
Band Edge Measurements	±4.70dB

This uncertainty represents an expanded uncertainty expressed at approximately the 95% confidence level using a coverage factor of k=2.

1.2 TEST SITE AND INSTRUMENTS

Equipment	Manufacturer	Model No.	Serial No.	Last Cal.	Next Cal.
MXE EMI Receiver	KEYSIGHT	N9038A-544	MY54450026	Mar. 28,23	Mar. 27,24
MXE EMI Receiver	KEYSIGHT	N9038A-544	MY54450026	Mar. 27,24	Mar. 26,25
EXA Signal Analyzer	KEYSIGHT	N9010A-544	MY54510355	May. 10,23	May. 09,24
EXA Signal Analyzer	KEYSIGHT	N9010A-544	MY54510355	May. 09,24	May. 08,25
Loop Antenna	Schwarzbeck	FMZB 1519B	00173	Sep. 02,23	Sep. 01,24
Bilog Antenna	ETS-LINDGREN	3143B	00161965	Feb. 17,24	Feb. 16,25
Horn Antenna	ETS-LINDGREN	3117	00168692	Feb. 17,24	Feb. 16,25
Horn Antenna (18GHz-40GHz)	N/A	QWH-SL-18-40-K-SG/QMS-00361	15433	Sep. 03,23	Sep. 03,24
Radio Communication Analyzer	ANRITSU	MT8820C	6201465426	Feb. 13,24	Feb. 12,25
Signal Pre-Amplifier	EMSI	EMC 9135	980249	May. 06,23	May. 05,24
Signal Pre-Amplifier	EMSI	EMC 9135	980249	May. 05,24	May. 04,25
Signal Pre-Amplifier	EMSI	EMC 012645B	980257	May. 10,23	May.09,24
Signal Pre-Amplifier	EMSI	EMC 012645B	980257	May. 09,24	May.08,25
Signal Pre-Amplifier	EMSI	EMC 184045B	980259	Feb. 16,24	Feb. 15,25
3m Semi-anechoic Chamber	ETS-LINDGREN	9m*6m*6m	Euroshieldpn-CT0001143-1216	Nov. 14,23	Nov. 13,26
Test Software	E3	V 9.160323	N/A	N/A	N/A
Test Software	JS1120	3.1.36	N/A	N/A	N/A
10dB Attenuator	JFW/USA	50HF-010-SMA	50HF-010-SMA	May. 06,23	May. 05,24
10dB Attenuator	JFW/USA	50HF-010-SMA	50HF-010-SMA	May. 05,24	May. 04,25
Power Meter	Anritsu	ML2495A	1506002	Feb. 13,24	Feb. 12,25
Power Sensor	Anritsu	MA2411B	1339352	Feb. 13,24	Feb. 12,25
Temperature Chamber	ESPEC	SH-242	93000855	May. 06,23	May. 05,24
Temperature Chamber	ESPEC	SH-242	93000855	May. 05,24	May. 04,25
MXG Analog Microvave Signal Generator	KEYSIGHT	N5183A	MY50143024	Feb. 13,24	Feb. 12,25
Base station R&S CMW500	Rohde&Schwarz	CMW500	153085	May.10,23	May.09,24
Base station R&S CMW500	Rohde&Schwarz	CMW500	153085	May. 09,24	May.08,25
DC Source	Kikusui/JP	PMX18-5A	N/A	Aug. 11,23	Aug. 10,24

NOTE: 1. The calibration interval of the above test instruments is 12 months or 36 months and the calibrations are traceable to CEPREI/CHINA, GRGT/CHINA and NIM/CHINA.

2. The test was performed in 3m Semi-anechoic Chamber and RF Oven Room.

3. The horn antenna is used only for the measurement of emission frequency above 1GHz if tested.

4. The FCC Site Registration No. is 525120; The Designation No. is CN1171.

Equipment	Manufacturer	Model No.	Serial No.	Last Cal.	Next Cal.
Pre-Amplifier	R&S	SCU18F1	100815	Aug.30,22	Aug.29,24
Pre-Amplifier	R&S	SCU08F1	101028	Sep.16,22	Sep.15,24
Vector Signal Generator	R&S	SMBV100B	102176	Feb.15,24	Feb.14,26
Signal Generator	R&S	SMB100A	182185	Feb.15,24	Feb.14,26
3m Fully-anechoic Chamber	TDK	9m*6m*6m	HRSW-SZ-EMC-01Chamber	Nov.25,22	Nov.24,25
3m Semi-anechoic Chamber	TDK	9m*6m*6m	HRSW-SZ-EMC-02Chamber	Nov.25,22	Nov.24,25
EMI TEST Receiver	R&S	ESR26	101734	Feb.24,24	Feb.23,26
EMI TEST Receiver	R&S	ESW44	101973	Feb.24,24	Feb.23,26
Bilog Antenna	SCHWARZBECK	VULB 9163	1264	Feb.27,24	Feb.26,26
Horn Antenna	ETS-LINDGREN	3117	227836	Aug.22,22	Aug.21,24
Horn Antenna (18GHz-40GHz)	Steatite Q-par Antennas	QMS 00880	23486	Feb.22,24	Feb.21,26
Horn Antenna	Steatite Q-par Antennas	QMS 00208	23485	Aug.22,22	Aug.21,24
Loop Antenna	SCHWARZ	HFH2-Z2/Z2E	100976	Feb.22,24	Feb.21,26
WIDEBANDRADIO COMMUNICATION TESTER	R&S	CMW500	169399	Jun.27,22	Jun.26,24
Test Software	EMC32	EMC32	N/A	N/A	N/A
Test Software	ELEKTRA	ELEKTRA4.32	N/A	N/A	N/A
Open Switch and Control Unit	R&S	OSP220	101964	Oct.01,22	Sep.30,24
DC Source	HYELEC	HY3010B	551016	Aug.31,22	Aug.30,24
Hygrothermograph	DELI	20210528	SZ014	Sep.06,22	Sep.05,24
PC	LENOVO	E14	HRSW0024	N/A	N/A
TMC-AMI18843A(CABLE)	R&S	HF290-NMNM-7.00M	N/A	N/A	N/A
TMC-AMI18843A(CABLE)	R&S	HF290-NMNM-4.00M	N/A	N/A	N/A
CABLE	R&S	W13.02	N/A	Apr.28,23	Apr.27,24
CABLE	R&S	W13.02	N/A	Apr.27,24	Apr.26,25
CABLE	R&S	W12.14	N/A	Apr.28,23	Apr.27,24
CABLE	R&S	W12.14	N/A	Apr.27,24	Apr.26,25
CABLE	R&S	J12J103539-00-1	SEP-03-20-069	Apr.28,23	Apr.27,24
CABLE	R&S	J12J103539-00-1	SEP-03-20-069	Apr.27,24	Apr.26,25
CABLE	R&S	J12J103539-00-1	SEP-03-20-070	Apr.28,23	Apr.27,24
CABLE	R&S	J12J103539-00-1	SEP-03-20-070	Apr.27,24	Apr.26,25
Temperature Chamber	votsch	VT4002	58566078100050	May.31,22	May.30,24

Temperature Chamber	votsch	VT4002	5856607810 0050	May.30,24	May.29,26

NOTE: 1. The calibration interval of the above test instruments is 12/ 24 / 36 months and the calibrations are traceable to CEPREI/CHINA, GRGT/CHINA and NIM/CHINA.

2. The test was performed in 3m Semi-anechoic Chamber and RF Oven Room.

3. The horn antenna is used only for the measurement of emission frequency above 1GHz if tested.

4. The FCC Site Registration No. is 434559; The Designation No. is CN1325.

2 GENERAL INFORMATION

2.1 GENERAL DESCRIPTION OF EUT

PRODUCT*	Smart phone	
BRAND NAME*	HMD	
MODEL NAME*	TA-1600/TA-1688	
NOMINAL VOLTAGE*	5.0Vdc/9.0Vdc /12.0Vdc(adapter) 3.89Vdc (battery)	
MODULATION TECHNOLOGY	**5G NR**	DFT-s-OFDM(Pi/2BPSK,QPSK,16QAM,64QAM,256QAM); CP-OFDM(QPSK,16QAM,64QAM,256QAM);
LTE ANCHOR BAND FOR NR BAND	**NR Band n2**	LTE Band 5/12/13/66
	NR Band n5	LTE Band 2/7/66
	NR Band n7	LTE Band 5/12/66
	NR Band n38	LTE Band 5/12
	NR Band n41	LTE Band 2/4/12/66
	NR Band n66	LTE Band 2/5/7/12/13
	NR Band n71	LTE Band 2/66
	NR Band n77(Part27Q)	LTE Band 2/5/12/13/66
	NR Band n77(Part27O)	LTE Band 2/5/12/13/66
	NR Band n78(Part27Q)	LTE Band 2/4/5/7/12/13/38/41/66
FREQUENCY RANGE	**NR Band n2**	1852.5MHz ~ 1907.5MHz
	NR Band n5	826.5MHz ~ 846.5MHz
	NR Band n7	2502.5MHz ~ 2567.5MHz
	NR Band n25	1852.5MHz ~ 1912.5MHz
	NR Band n38	2575MHz ~ 2615MHz
	NR Band n41	2501.01MHz ~ 2685MHz
	NR Band n66	1712.5MHz ~ 1777.5MHz

FREQUENCY RANGE	NR Band n71	665.5MHz ~ 695.5MHz
	NR Band n77(Part27Q)/ NR Band n77(Part27Q) (HPUE)	3460.02MHz ~ 3540MHz
	NR Band n77(Part27O)/ NR Band n77(Part27O) (HPUE)	3710.01MHz ~ 3969.99MHz
	NR Band n78(Part27Q)/ NR Band n78(Part27Q) (HPUE)	3460.02MHz ~ 3540MHz
EMISSION DESIGNATOR	NR Band n5 Channel Bandwidth: 5MHz	QPSK: 4M46G7D 16QAM: 4M46W7D 64QAM: 4M48W7D 256QAM: 4M47W7D Pi/2BPSK: 4M48G7D
	NR Band n5 Channel Bandwidth: 10MHz	QPSK: 8M92G7D 16QAM: 8M90W7D 64QAM: 8M90W7D 256QAM:8M90 W7D Pi/2BPSK: 8M91G7D
	NR Band n5 Channel Bandwidth: 15MHz	QPSK: 13M4G7D 16QAM: 13M4W7D 64QAM: 13M4W7D 256QAM: 13M4W7D Pi/2BPSK: 13M4G7D
	NR Band n5 Channel Bandwidth: 20MHz	QPSK: 17M9G7D 16QAM: 17M9W7D 64QAM: 17M8W7D 256QAM: 17M8 W7D Pi/2BPSK: 17M8G7D
	NR Band n7 Channel Bandwidth: 5MHz	QPSK: 4M47G7D 16QAM: 4M46W7D 64QAM: 4M48W7D 256QAM: 4M48W7D Pi/2BPSK: 4M48G7D
	NR Band n7 Channel Bandwidth: 10MHz	QPSK: 8M92G7D 16QAM: 8M90W7D 64QAM: 8M92W7D 256QAM: 8M92W7D Pi/2BPSK: 8M91G7D

EMISSION DESIGNATOR	**NR Band n7 Channel Bandwidth: 15MHz**	QPSK: 13M4G7D 16QAM: 13M4W7D 64QAM: 13M4W7D 256QAM: 13M4W7D Pi/2BPSK: 13M4G7D
	NR Band n7 Channel Bandwidth: 20MHz	QPSK: 17M9G7D 16QAM: 17M9W7D 64QAM: 17M9W7D 256QAM: 17M9W7D Pi/2BPSK: 17M9G7D
	NR Band n25 Channel Bandwidth: 5MHz	QPSK: 4M46G7D 16QAM: 4M47W7D 64QAM: 4M47W7D 256QAM: 4M48W7D Pi/2BPSK: 4M47G7D
	NR Band n25 Channel Bandwidth: 10MHz	QPSK: 9M00G7D 16QAM: 8M91W7D 64QAM: 8M93W7D 256QAM: 8M92W7D Pi/2BPSK: 8M91G7D
	NR Band n25 Channel Bandwidth: 15MHz	QPSK: 13M4G7D 16QAM: 13M4W7D 64QAM: 13M4W7D 256QAM: 13M4W7D Pi/2BPSK: 13M4G7D
	NR Band n25 Channel Bandwidth: 20MHz	QPSK: 17M9G7D 16QAM: 17M9W7D 64QAM: 17M9W7D 256QAM: 17M9W7D Pi/2BPSK: 17M9G7D
	NR Band n41 Channel Bandwidth: 20MHz	QPSK: 17M9G7D 16QAM: 17M9W7D 64QAM: 17M8W7D 256QAM: 17M8W7D Pi/2BPSK: 17M8G7D
	NR Band n41 Channel Bandwidth: 30MHz	QPSK: 26M7G7D 16QAM: 26M8W7D 64QAM: 26M8W7D 256QAM: 26M8W7D Pi/2BPSK: 26M8G7D

EMISSION DESIGNATOR	NR Band n41 Channel Bandwidth: 40MHz	QPSK: 35M8G7D 16QAM: 35M8W7D 64QAM: 35M8W7D 256QAM: 35M8W7D Pi/2BPSK: 35M7G7D
	NR Band n41 Channel Bandwidth: 50MHz	QPSK: 45M7G7D 16QAM: 45M7W7D 64QAM: 45M7W7D 256QAM: 45M7W7D Pi/2BPSK: 45M7G7D
	NR Band n41 Channel Bandwidth: 60MHz	QPSK: 57M9G7D 16QAM: 57M8W7D 64QAM: 57M8W7D 256QAM: 57M8W7D Pi/2BPSK: 57M8G7D
	NR Band n41 Channel Bandwidth: 80MHz	QPSK: 77M1G7D 16QAM: 76M9W7D 64QAM: 77M2W7D 256QAM: 77M1W7D Pi/2BPSK: 77M1G7D
	NR Band n41 Channel Bandwidth: 90MHz	QPSK: 86M7G7D 16QAM: 86M9W7D 64QAM: 86M6W7D 256QAM: 86M7W7D Pi/2BPSK: 86M8G7D
	NR Band n41 Channel Bandwidth: 100MHz	QPSK: 96M5G7D 16QAM: 96M5W7D 64QAM: 96M4W7D 256QAM: 96M3W7D Pi/2BPSK: 96M3G7D
	NR Band n66 Channel Bandwidth: 5MHz	QPSK: 4M47G7D 16QAM: 4M45W7D 64QAM: 4M48W7D 256QAM: 4M48W7D Pi/2BPSK: 4M47G7D
	NR Band n66 Channel Bandwidth: 10MHz	QPSK: 8M91G7D 16QAM: 8M93W7D 64QAM: 8M92W7D 256QAM: 8M90W7D Pi/2BPSK: 8M92G7D

EMISSION DESIGNATOR	**NR Band n66 Channel Bandwidth: 15MHz**	QPSK: 13M4G7D 16QAM: 13M4W7D 64QAM: 13M4W7D 256QAM: 13M4W7D Pi/2BPSK: 13M4G7D
	NR Band n66 Channel Bandwidth: 20MHz	QPSK: 17M9G7D 16QAM: 17M9W7D 64QAM: 17M9W7D 256QAM: 17M9W7D Pi/2BPSK: 17M8G7D
	NR Band n71 Channel Bandwidth: 5MHz	QPSK: 4M47G7D 16QAM: 4M46W7D 64QAM: 4M47W7D 256QAM: 4M48W7D Pi/2BPSK: 4M48G7D
	NR Band n71 Channel Bandwidth: 10MHz	QPSK: 8M90G7D 16QAM: 8M91W7D 64QAM: 8M90W7D 256QAM: 8M91W7D Pi/2BPSK:8M92G7D
	NR Band n71 Channel Bandwidth: 15MHz	QPSK: 13M4G7D 16QAM: 13M4W7D 64QAM: 13M4W7D 256QAM: 13M4W7D Pi/2BPSK: 13M4G7D
	NR Band n71 Channel Bandwidth: 20MHz	QPSK: 17M8G7D 16QAM: 17M8W7D 64QAM: 17M9W7D 256QAM: 17M9W7D Pi/2BPSK: 17M8G7D

EMISSION DESIGNATOR	**NR Band 77(Part27O) Channel Bandwidth: 20MHz**	QPSK: 17M8G7D 16QAM: 17M9W7D 64QAM: 17M8W7D 256QAM: 17M8W7D Pi/2BPSK: 17M8G7D
	NR Band 77(Part27O) Channel Bandwidth: 30MHz	QPSK: 26M8G7D 16QAM: 26M8W7D 64QAM: 26M8W7D 256QAM: 26M8W7D Pi/2BPSK: 26M8G7D
	NR Band 77(Part27O) Channel Bandwidth: 40MHz	QPSK: 35M7G7D 16QAM: 35M8W7D 64QAM: 35M7W7D 256QAM: 35M7W7D Pi/2BPSK: 35M7G7D
	NR Band 77(Part27O) Channel Bandwidth: 60MHz	QPSK: 57M9G7D 16QAM: 57M7W7D 64QAM: 57M7W7D 256QAM: 57M7W7D Pi/2BPSK: 57M8G7D
	NR Band 77(Part27O) Channel Bandwidth: 80MHz	QPSK: 77M1G7D 16QAM: 76M8W7D 64QAM: 77M2W7D 256QAM: 77M0W7D Pi/2BPSK: 77M0G7D
	NR Band 77(Part27O) Channel Bandwidth: 100MHz	QPSK: 96M3G7D 16QAM: 96M4W7D 64QAM: 96M3W7D 256QAM: 96M2W7D Pi/2BPSK: 96M3G7D
	NR Band 78(Part27Q) Channel Bandwidth: 20MHz	QPSK: 17M8G7D 16QAM: 17M9W7D 64QAM: 17M8W7D 256QAM: 17M8W7D Pi/2BPSK: 17M8G7D
	NR Band 78(Part27Q) Channel Bandwidth: 30MHz	QPSK: 26M7G7D 16QAM: 26M8W7D 64QAM: 26M8W7D 256QAM: 26M8W7D Pi/2BPSK: 26M8G7D

EMISSION DESIGNATOR	**NR Band 78(Part27Q) Channel Bandwidth: 40MHz**	QPSK: 35M7G7D 16QAM: 35M8W7D 64QAM: 35M8W7D 256QAM: 35M7W7D Pi/2BPSK: 35M7G7D
	NR Band 78(Part27Q) Channel Bandwidth: 60MHz	QPSK: 57M9G7D 16QAM: 57M7W7D 64QAM: 57M8W7D 256QAM: 57M8W7D Pi/2BPSK: 57M8G7D
	NR Band 78(Part27Q) Channel Bandwidth: 70MHz	QPSK: 64M3G7D 16QAM: 64M2W7D 64QAM: 64M2W7D 256QAM: 64M2W7D Pi/2BPSK: 64M3G7D
	NR Band 78(Part27Q) Channel Bandwidth: 80MHz	QPSK: 77M1G7D 16QAM: 76M9W7D 64QAM: 77M2W7D 256QAM: 77M1W7D Pi/2BPSK: 77M1G7D
	NR Band 78(Part27Q) Channel Bandwidth: 90MHz	QPSK: 86M7G7D 16QAM: 86M9W7D 64QAM: 86M5W7D 256QAM: 86M6W7D Pi/2BPSK: 86M8G7D
	NR Band 78(Part27Q) Channel Bandwidth: 100MHz	QPSK: 96M3G7D 16QAM: 96M4W7D 64QAM: 96M4W7D 256QAM: 96M3W7D Pi/2BPSK: 96M3G7D

5G SA MAX. ERP/EIRP POWER	NR Band n2 Channel Bandwidth: 5MHz	141.25mW
	NR Band n2 Channel Bandwidth: 10MHz	141.25mW
	NR Band n2 Channel Bandwidth: 15MHz	146.89mW
	NR Band n2 Channel Bandwidth: 20MHz	147.57mW
	NR Band n5 Channel Bandwidth: 5MHz	30.27mW
	NR Band n5 Channel Bandwidth: 10MHz	30.06mW
	NR Band n5 Channel Bandwidth: 15MHz	30.34mW
	NR Band n5 Channel Bandwidth: 20MHz	30.55mW
	NR Band n7 Channel Bandwidth: 5MHz	146.55mW
	NR Band n7 Channel Bandwidth: 10MHz	149.62mW
	NR Band n7 Channel Bandwidth: 15MHz	153.11mW
	NR Band n7 Channel Bandwidth: 20MHz	154.17mW
	NR Band n25 Channel Bandwidth: 5MHz	147.57mW

5G SA MAX. ERP/EIRP POWER	NR Band n25 Channel Bandwidth: 10MHz	145.88mW
	NR Band n25 Channel Bandwidth: 15MHz	149.62mW
	NR Band n25 Channel Bandwidth: 20MHz	152.05mW
	NR Band n38 Channel Bandwidth: 20MHz	143.55mW
	NR Band n38 Channel Bandwidth: 30MHz	149.28mW
	NR Band n38 Channel Bandwidth: 40MHz	148.94mW
	NR Band n41 Channel Bandwidth: 20MHz	116.41 mW
	NR Band n41 Channel Bandwidth: 30MHz	116.14 mW
	NR Band n41 Channel Bandwidth: 40MHz	113.76 mW
	NR Band n41 Channel Bandwidth: 50MHz	115.88 mW
	NR Band n41 Channel Bandwidth: 60MHz	115.61 mW
	NR Band n41 Channel Bandwidth: 80MHz	115.88 mW
	NR Band n41 Channel Bandwidth: 90MHz	113.5 mW
	NR Band n41 Channel Bandwidth: 100MHz	117.49 mW

5G SA MAX. ERP/EIRP POWER	NR Band n41(HPUE) Channel Bandwidth: 20MHz	234.96 mW
	NR Band n41(HPUE) Channel Bandwidth: 30MHz	234.96 mW
	NR Band n41(HPUE) Channel Bandwidth: 40MHz	234.96 mW
	NR Band n41(HPUE) Channel Bandwidth: 50MHz	229.61 mW
	NR Band n41(HPUE) Channel Bandwidth: 60MHz	229.61 mW
	NR Band n41(HPUE) Channel Bandwidth: 80MHz	228.03 mW
	NR Band n41(HPUE) Channel Bandwidth: 90MHz	228.03 mW
	NR Band n41(HPUE) Channel Bandwidth: 100MHz	240.44 mW
	NR Band n66 Channel Bandwidth: 5MHz	148.59 mW
	NR Band n66 Channel Bandwidth: 10MHz	152.76 mW
	NR Band n66 Channel Bandwidth: 15MHz	152.76 mW
	NR Band n66 Channel Bandwidth: 20MHz	154.88 mW

5G SA MAX. ERP/EIRP POWER	NR Band n71 Channel Bandwidth: 5MHz	52.36 mW
	NR Band n71 Channel Bandwidth: 10MHz	53.46 mW
	NR Band n71 Channel Bandwidth: 15MHz	54.83mW
	NR Band n71 Channel Bandwidth: 20MHz	55.46 mW
	NR Band 77(Part27Q) Channel Bandwidth: 20MHz	45.29 mW
	NR Band 77(Part27Q) Channel Bandwidth: 30MHz	45.71 mW
	NR Band 77(Part27Q) Channel Bandwidth: 40MHz	46.24 mW
	NR Band 77(Part27Q) Channel Bandwidth: 60MHz	44.16 mW
	NR Band 77(Part27Q) Channel Bandwidth: 80MHz	44.06 mW
	NR Band 77(Part27Q) Channel Bandwidth: 100MHz	46.88 mW
	NR Band 77(Part27Q) (HPUE) Channel Bandwidth: 20MHz	64.42 mW
	NR Band 77(Part27Q) (HPUE) Channel Bandwidth: 30MHz	64.57 mW
	NR Band 77(Part27Q) (HPUE) Channel Bandwidth: 40MHz	63.53 mW

5G SA MAX. ERP/EIRP POWER	NR Band 77(Part27Q) (HPUE) Channel Bandwidth: 60MHz	65.31 mW
	NR Band 77(Part27Q) (HPUE) Channel Bandwidth: 80MHz	65.01 mW
	NR Band 77(Part27Q) (HPUE) Channel Bandwidth: 100MHz	65.61 mW
	NR Band 77(Part27O) Channel Bandwidth: 20MHz	45.81mW
	NR Band 77(Part27O) Channel Bandwidth: 30MHz	46.77 mW
	NR Band 77(Part27O) Channel Bandwidth: 40MHz	46.67 mW
	NR Band 77(Part27O) Channel Bandwidth: 60MHz	44.98 mW
	NR Band 77(Part27O) Channel Bandwidth: 80MHz	44.98 mW
	NR Band 77(Part27O) Channel Bandwidth: 100MHz	49.2 mW
	NR Band 77(Part27O) (HPUE) Channel Bandwidth: 20MHz	66.53 mW
	NR Band 77(Part27O) (HPUE) Channel Bandwidth: 30MHz	66.07 mW
	NR Band 77(Part27O) (HPUE) Channel Bandwidth: 40MHz	66.99mW

5G SA MAX. ERP/EIRP POWER	NR Band 77(Part27O) (HPUE) Channel Bandwidth: 60MHz	66.07mW
	NR Band 77(Part27O) (HPUE) Channel Bandwidth: 80MHz	66.83mW
	NR Band 77(Part27O) (HPUE) Channel Bandwidth: 100MHz	71.12mW
	NR Band 78(Part27Q) Channel Bandwidth: 20MHz	33.57mW
	NR Band 78(Part27Q) Channel Bandwidth: 30MHz	33.5mW
	NR Band 78(Part27Q) Channel Bandwidth: 40MHz	33.81mW
	NR Band 78(Part27Q) Channel Bandwidth: 50MHz	33.34 mW
	NR Band 78(Part27Q) Channel Bandwidth: 60MHz	33.57mW
	NR Band 78(Part27Q) Channel Bandwidth: 70MHz	33.65 mW
	NR Band 78(Part27Q) Channel Bandwidth: 80MHz	33.5mW
	NR Band 78(Part27Q) Channel Bandwidth: 90MHz	33.96 mW
	NR Band 78(Part27Q) Channel Bandwidth: 100MHz	34.43mW
	NR Band 78(Part27Q) (HPUE) Channel Bandwidth: 20MHz	55.59mW

5G SA MAX. ERP/EIRP POWER	NR Band 78(Part27Q) (HPUE) Channel Bandwidth: 30MHz	56.62mW
	NR Band 78(Part27Q) (HPUE) Channel Bandwidth: 40MHz	55.59mW
	NR Band 78(Part27Q) (HPUE) Channel Bandwidth: 50MHz	56.1mW
	NR Band 78(Part27Q) (HPUE) Channel Bandwidth: 60MHz	55.21mW
	NR Band 78(Part27Q) (HPUE) Channel Bandwidth: 70MHz	55.34mW
	NR Band 78(Part27Q) (HPUE) Channel Bandwidth: 80MHz	56.1mW
	NR Band 78(Part27Q) (HPUE) Channel Bandwidth: 90MHz	56.23mW
	NR Band 78(Part27Q) (HPUE) Channel Bandwidth: 100MHz	57.28mW
5G SA SRS MAX. ERP/EIRP POWER	NR Band n41(ANT2) Channel Bandwidth: 20MHz	140.6 mW
	NR Band n41(ANT2) Channel Bandwidth: 30MHz	140.93 mW
	NR Band n41(ANT2) Channel Bandwidth: 40MHz	142.23 mW
	NR Band n41(ANT2) Channel Bandwidth: 50MHz	139.64 mW

5G SA SRS MAX. ERP/EIRP POWER	NR Band n41(ANT2) Channel Bandwidth: 60MHz	143.55 mW
	NR Band n41(ANT2) Channel Bandwidth: 80MHz	140.6 mW
	NR Band n41(ANT2) Channel Bandwidth: 90MHz	140.28 mW
	NR Band n41(ANT2) Channel Bandwidth: 100MHz	149.62 mW
	NR Band n41(ANT3) Channel Bandwidth: 20MHz	99.54 mW
	NR Band n41(ANT3) Channel Bandwidth: 30MHz	98.63 mW
	NR Band n41(ANT3) Channel Bandwidth: 40MHz	99.31 mW
	NR Band n41(ANT3) Channel Bandwidth: 50MHz	99.77 mW
	NR Band n41(ANT3) Channel Bandwidth: 60MHz	94.19 mW
	NR Band n41(ANT3) Channel Bandwidth: 80MHz	100.93 mW
	NR Band n41(ANT3) Channel Bandwidth: 90MHz	99.31 mW
	NR Band n41(ANT3) Channel Bandwidth: 100MHz	108.64 mW
	NR Band n41(ANT5) Channel Bandwidth: 20MHz	51.64 mW

5G SA SRS MAX. ERP/EIRP POWER	NR Band n41(ANT5) Channel Bandwidth: 30MHz	52.48 mW
	NR Band n41(ANT5) Channel Bandwidth: 40MHz	54.58 mW
	NR Band n41(ANT5) Channel Bandwidth: 50MHz	55.21 mW
	NR Band n41(ANT5) Channel Bandwidth: 60MHz	51.76 mW
	NR Band n41(ANT5) Channel Bandwidth: 80MHz	51.29 mW
	NR Band n41(ANT5) Channel Bandwidth: 90MHz	51.64 mW
	NR Band n41(ANT5) Channel Bandwidth: 100MHz	55.72 mW
	NR Band 77(Part27Q) (ANT2) Channel Bandwidth: 20MHz	49.77 mW
	NR Band 77(Part27Q) (ANT2) Channel Bandwidth: 30MHz	49.32 mW
	NR Band 77(Part27Q) (ANT2) Channel Bandwidth: 40MHz	50.82 mW
	NR Band 77(Part27Q) (ANT2) Channel Bandwidth: 60MHz	50.47 mW
	NR Band 77(Part27Q) (ANT2) Channel Bandwidth: 80MHz	49.43 mW

5G SA SRS MAX. ERP/EIRP POWER	NR Band 77(Part27Q) (ANT2) Channel Bandwidth: 100MHz	52.12 mW
	NR Band 77(Part27Q) (ANT4) Channel Bandwidth: 20MHz	47.32 mW
	NR Band 77(Part27Q) (ANT4) Channel Bandwidth: 30MHz	48.08 mW
	NR Band 77(Part27Q) (ANT4) Channel Bandwidth: 40MHz	48.53 mW
	NR Band 77(Part27Q) (ANT4) Channel Bandwidth: 60MHz	48.19 mW
	NR Band 77(Part27Q) (ANT4) Channel Bandwidth: 80MHz	47.53 mW
	NR Band 77(Part27Q) (ANT4) Channel Bandwidth: 100MHz	49.32 mW
	NR Band 77(Part27Q) (ANT5) Channel Bandwidth: 20MHz	51.88 mW
	NR Band 77(Part27Q) (ANT5) Channel Bandwidth: 30MHz	52.84 mW
	NR Band 77(Part27Q) (ANT5) Channel Bandwidth: 40MHz	53.21 mW
	NR Band 77(Part27Q) (ANT5) Channel Bandwidth: 60MHz	51.64 mW

5G SA SRS MAX. ERP/EIRP POWER	NR Band 77(Part27Q) (ANT5) Channel Bandwidth: 80MHz	53.09 mW
	NR Band 77(Part27Q) (ANT5) Channel Bandwidth: 100MHz	55.34 mW
	NR Band 77(Part27O) (ANT2) Channel Bandwidth: 20MHz	49.09 mW
	NR Band 77(Part27O) (ANT2) Channel Bandwidth: 30MHz	48.31 mW
	NR Band 77(Part27O) (ANT2) Channel Bandwidth: 40MHz	50.7 mW
	NR Band 77(Part27O) (ANT2) Channel Bandwidth: 60MHz	48.75 mW
	NR Band 77(Part27O) (ANT2) Channel Bandwidth: 80MHz	48.64 mW
	NR Band 77(Part27O) (ANT2) Channel Bandwidth: 100MHz	50.93 mW
	NR Band 77(Part27O) (ANT4) Channel Bandwidth: 20MHz	47.75 mW
	NR Band 77(Part27O) (ANT4) Channel Bandwidth: 30MHz	48.98 mW
	NR Band 77(Part27O) (ANT4) Channel Bandwidth: 40MHz	48.31 mW

5G SA SRS MAX. ERP/EIRP POWER	NR Band 77(Part27O) (ANT4) Channel Bandwidth: 60MHz	48.31 mW
	NR Band 77(Part27O) (ANT4) Channel Bandwidth: 80MHz	47.86 mW
	NR Band 77(Part27O) (ANT4) Channel Bandwidth: 100MHz	51.05 mW
	NR Band 77(Part27O) (ANT5) Channel Bandwidth: 20MHz	54.45 mW
	NR Band 77(Part27O) (ANT5) Channel Bandwidth: 30MHz	54.83 mW
	NR Band 77(Part27O) (ANT5) Channel Bandwidth: 40MHz	54.58 mW
	NR Band 77(Part27O) (ANT5) Channel Bandwidth: 60MHz	54.08 mW
	NR Band 77(Part27O) (ANT5) Channel Bandwidth: 80MHz	54.58 mW
	NR Band 77(Part27O) (ANT5) Channel Bandwidth: 100MHz	58.21 mW
	NR Band 78(Part27Q) (ANT2) Channel Bandwidth: 20MHz	85.7 mW
	NR Band 78(Part27Q) (ANT2) Channel Bandwidth: 30MHz	84.72 mW

5G SA SRS MAX. ERP/EIRP POWER	NR Band 78(Part27Q) (ANT2) Channel Bandwidth: 40MHz	85.9 mW
	NR Band 78(Part27Q) (ANT2) Channel Bandwidth: 50MHz	86.5 mW
	NR Band 78(Part27Q) (ANT2) Channel Bandwidth: 60MHz	87.1 mW
	NR Band 78(Part27Q) (ANT2) Channel Bandwidth: 70MHz	85.9 mW
	NR Band 78(Part27Q) (ANT2) Channel Bandwidth: 80MHz	86.7 mW
	NR Band 78(Part27Q) (ANT2) Channel Bandwidth: 90MHz	87.3 mW
	NR Band 78(Part27Q) (ANT2) Channel Bandwidth: 100MHz	88.1 mW
	NR Band 78(Part27Q) (ANT4) Channel Bandwidth: 20MHz	69.5 mW
	NR Band 78(Part27Q) (ANT4) Channel Bandwidth: 30MHz	67.45 mW
	NR Band 78(Part27Q) (ANT4) Channel Bandwidth: 40MHz	69.66 mW
	NR Band 78(Part27Q) (ANT4) Channel Bandwidth: 50MHz	70.63 mW

5G SA SRS MAX. ERP/EIRP POWER	NR Band 78(Part27Q) (ANT4) Channel Bandwidth: 60MHz	69.82 mW
	NR Band 78(Part27Q) (ANT4) Channel Bandwidth: 70MHz	70.15 mW
	NR Band 78(Part27Q) (ANT4) Channel Bandwidth: 80MHz	69.34 mW
	NR Band 78(Part27Q) (ANT4) Channel Bandwidth: 90MHz	70.15 mW
	NR Band 78(Part27Q) (ANT4) Channel Bandwidth: 100MHz	71.29 mW
	NR Band 78(Part27Q) (ANT5) Channel Bandwidth: 20MHz	126.47 mW
	NR Band 78(Part27Q) (ANT5) Channel Bandwidth: 30MHz	125.31 mW
	NR Band 78(Part27Q) (ANT5) Channel Bandwidth: 40MHz	126.18 mW
	NR Band 78(Part27Q) (ANT5) Channel Bandwidth: 50MHz	125.6 mW
	NR Band 78(Part27Q) (ANT5) Channel Bandwidth: 60MHz	127.94 mW
	NR Band 78(Part27Q) (ANT5) Channel Bandwidth: 70MHz	127.64 mW

5G SA SRS MAX. ERP/EIRP POWER	**NR Band 78(Part27Q) (ANT5) Channel Bandwidth: 80MHz**	125.03 mW
	NR Band 78(Part27Q) (ANT5) Channel Bandwidth: 90MHz	126.77 mW
	NR Band 78(Part27Q) (ANT5) Channel Bandwidth: 100MHz	129.12 mW

ANTENNA TYPE*	**5G SA** ANT0: PIFA Antenna with -7.18dBi gain for NR Band n5 PIFA Antenna with -1.63 dBi gain for NR Band n7 PIFA Antenna with -1.63dBi gain for NR Band n38 PIFA Antenna with -1.63dBi gain for NR Band n41 PIFA Antenna with -6.65dBi gain for NR Band n71 ANT1: PIFA Antenna with -2.07 dBi gain for NR Band n2 PIFA Antenna with -2.07 dBi gain for NR Band n25 PIFA Antenna with -1.74dBi gain for NR Band n66 ANT2: PIFA Antenna with -1.97dBi gain for NR Band n41 PIFA Antenna with -3.4dBi gain for NR Band n77/n78 ANT3: PIFA Antenna with -2.31 dBi gain for NR Band n2 PIFA Antenna with -2.31 dBi gain for NR Band n25 PIFA Antenna with -2.56dBi gain for NR Band n66 PIFA Antenna with -2.61dBi gain for NR Band n41 ANT4: PIFA Antenna with -4.5dBi gain for NR Band n77/n78 ANT5: PIFA Antenna with -4.1dBi gain for NR Band n41 PIFA Antenna with -3.2dBi gain for NR Band n77/n78 ANT6: PIFA Antenna with -6.68dBi gain for NR Band n77/n78 **5G SRS** ANT0: PIFA Antenna with -1.63dBi gain for NR Band n41 ANT2: PIFA Antenna with -1.97dBi gain for NR Band n41 PIFA Antenna with -3.4dBi gain for NR Band n77/n78 ANT3: PIFA Antenna with -2.61dBi gain for NR Band n41 ANT4: PIFA Antenna with -4.5dBi gain for NR Band n77/n78 ANT5: PIFA Antenna with -4.1dBi gain for NR Band n41 PIFA Antenna with -3.2dBi gain for NR Band n77/n78 ANT6: PIFA Antenna with -6.68dBi gain for NR Band n77/n78
HW VERSION*	V2
SW VERSION*	00WW_0_340
I/O PORTS*	Refer to user's manual

CABLE SUPPLIED*	N/A
EXTREME TEMPERATURE*	-10-55℃
EXTREME VOLTAGE*	3.5V - 4.48V

NOTE:

1. *Since the above data and/or information is provided by the client relevant results or conclusions of this report are only made for these data and/or information , Test Lab is not responsible for the authenticity, integrity and results of the data and information and/or the validity of the conclusion.

2. For a more detailed features description, please refer to the manufacturer's specifications or the user's manual.

3. The EUT incorporates a SISO function. Physically, the EUT provides one completed transmitters and four receivers.

MODULATION MODE	TX FUNCTION
5G NR	1TX/4RX

4. For the test results, the EUT had been tested with all conditions. But only the worst case was shown in test report.

5. Antenna gain and EUT conducted cable loss are provided by the customer, and the laboratory will record the results based on these items that involve these two parameters.

6. Max ERP/EIRP is according to Max conducted power calculate for SA.

7. List of Accessory:

ACCESSORIES	BRAND	MANUFACTURER	MODEL	SPECIFICATION
LCD Panel	BOE	BOE	BF066XMM-TL4-F900	6.55inch, AMOLED;
Back cover	BIEL	BIEL	Panda-X	158 mm*73 mm*0.6 mm
Bezel	BIEL	BIEL	6103HG02-T6	160 mm_76 mm_8.5 mm
Photo Camera 1	AAC	AAC	P50AD01	50MP,AF
Photo Camera 2	AAC	AAC	W13FD02	13MP Ultra Wide, FF
Video Camera 1	AAC	AAC	T50AD01	50MP Tele, AF
Video Camera 2	AAC	AAC	MA8SD01	108MP+OIS, AF
CPU	Qualcomm	Qualcomm	SM-7435-1-PSP1026-TR-00-0-AB	Platform Baseband Chip_PSP_mmW_8 core_SMT
eMMC1 (=ROM1)	Samsung	Samsung	KM8L9001JM-B624T07	uMCP_254-ball FBGA_128GB_LPDDR4X_64Gb_SMT
eMMC2 (=ROM2)	Samsung	Samsung	KM8F9001JM-B813T07	uMCP_254-ball FBGA_256GB_LPDDR4X_64Gb_SMT
eMMC3 (=ROM3)	Samsung	Samsung	KM8F9001MM-B830T07	uMCP_254-ball FBGA_256GB_LPDDR4X_96Gb_SMT
Battery	HMD	Gaoyuan	HBA4633AA	RatedCapacity:4500mAh/17.51Wh

8. The differences between the first and second supply as follows and the specifications and RF parameters are the same.

Key Component list						
No.	Component	Description	First supply		Second supply	
			Supplier	Spec	Supplier	Spec
1	USB/ Analog audio headsets	Analog Audio Switch	Dioo	DIO4480WL25 Analog switch & MUX_WLCSP25_2.7-5.5V_3-Channel_1000MHz _SMT	Will	WAS4780C-25/TR Analog switch & MUX_CSP-25L_2.7-5.5V_2-Channel_950MHz_ SMT
2	Wireless charge	Load Switch	SGM	SGM2575ADYG/TR Load Switch_34 mΩ_11 W_WLCSP_SGM2575ADY G/TR_SGM	Dioo	DIO7290WL4 Load Switch_85 mΩ_11 W_WLCSP-4
3	Sensor	Barometer	Bosch	BMP580 Baroceptor _LGA-10_±0.05 hPa_48 bit_ SMT	Go er mic ro	SPL07-003 Baroceptor_10pin LGA_0.5Pa/°C_24 bit_SMT
4	Sensor	eCOMPASS	VTC	AF6837 Magnetic field sensor_WLCSP_10 LSB/μT_16 bit_I2C_SMT	Memsic	MMC5603NJL Ecompass_MMC56 03NJL_M EMSIC_MCOs
5	RF IC	LNA	Will	WS7916DF-6/TR RF_LNA_6-pin DFN_1150 MHz to 1615_SMT	Awinic	AW5005EDNR RF_LNA_AW5005 EDNR_Awi nic
6	Receiver	SP2T	Will	WS78022D-6/TR DFN-6_0.1GHz - 3.8GHz_SPDT_GPIO_SMT	Champ hill	QX8612GD 0.7 to 2.7GHz_SPDT_2 W_GPIO
7	USB connector	USB type-C connector	LETCON	15-16815-105-M1 USB TYPE C Connector_0.9 mm_16 pin_Female Head (elastic end)_Horizontal_None-waterproof_4.27 mm_Gold_SMT_480M	HRD	UC141-0B100DR0 USB TYPE C Connector_0.9 mm_16 pin_Female Head (elastic end)_Horizontal_No ne- waterproof_4.3 mm_Gold_SMT_48 0M

2.2 CONFIGURATION OF SYSTEM UNDER TEST

FOR RADIATION EMISSION TEST

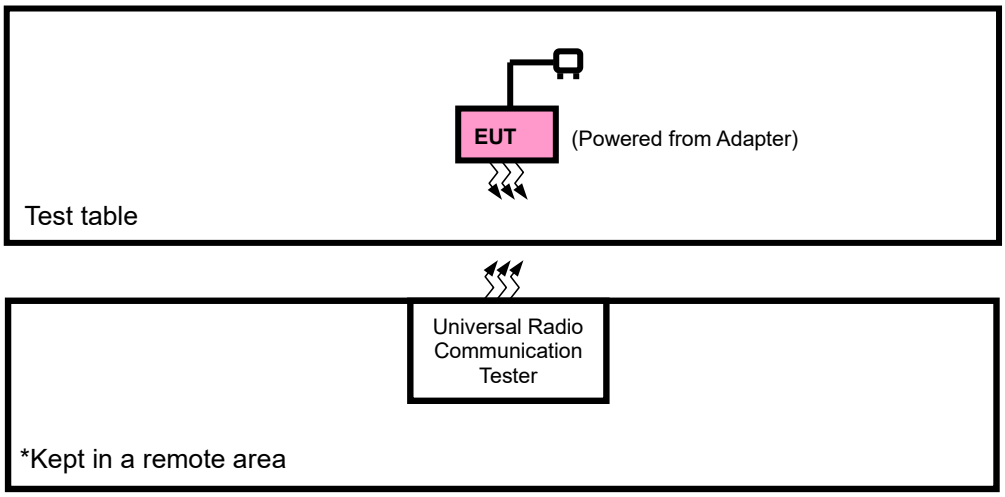

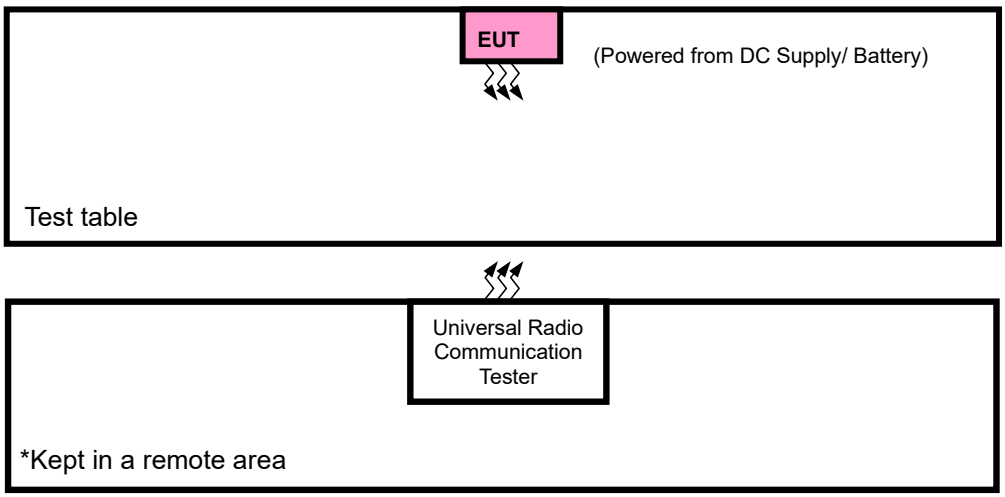

2.3 DESCRIPTION OF SUPPORT UNITS

The EUT has been tested as an independent unit together with other necessary accessories or support units. The following support units or accessories were used to

NO.	PRODUCT	BRAND	MODEL NO.	SERIAL NO.	FCC ID
1	DC source	Kikusui/JP	PMX18-5A	0000001	N/A

NO.	SIGNAL CABLE DESCRIPTION OF THE ABOVE SUPPORT UNITS
1	DC Line: Unshielded, Detachable 1.0m

2.4 TEST ITEM AND TEST CONFIGURATION

Pre-Scan has been conducted to determine the worst-case mode from all possible combinations between available modulations, data rates, XYZ axis and antenna ports The worst case was found when positioned on Y-plane for EIRP and X-axis for radiated emission. Following channel(s) was (were) selected for the final test as listed below:

EUT CONFIGURE MODE	DESCRIPTION
A	EUT + Adapter + USB Cable with 5G NR link
B	EUT + DC Supply with 5G NR link

5G NR n2 MODE (SA_n2)

EUT CONFIGURE MODE	TEST ITEM	AVAILABLE CP-OFDM CHANNEL	AVAILABLE DFT-S-OFDM CHANNEL	TESTED CHANNEL	CHANNEL BANDWIDTH	MODULATION	MODE(DFT-S-OFDM) (INCLUDE CP-OFDM)
A	EIRP	370500 to 381500	370500 to 381500	Low, Middle, High	5MHz	QPSK	1RB/ 0RB Offset
		371000 to 381000	371000 to 381000	Low, Middle, High	10MHz	QPSK	1RB/ 0RB Offset
		371500 to 380500	371500 to 380500	Low, Middle, High	15MHz	QPSK	1RB/ 0RB Offset
		372000 to 513500	372000 to 513500	Low, Middle, High	20MHz	Pi/2BPSK,QPSK,16QAM, 64QAM, 256QAM	1RB/ 0RB Offset

Note: 1.This device was tested under all bandwidths, RB configurations and modulations. The worst case was found in QPSK modulation.

2. The EIRP calculate presented in the report from worst SA n2.

3. SA n2 are covered by SA n25, Because it is a subset of SA n25 with the same output power and supported bandwidths, So the conducted test data please refer to SA n25.

5G NR n5 MODE (SA_n5)

EUT CONFIGURE MODE	TEST ITEM	AVAILABLE CP-OFDM CHANNEL	AVAILABLE DFT-S-OFDM CHANNEL	TESTED CHANNEL	CHANNEL BANDWIDTH	MODULATION	MODE(DFT-S-OFDM) (INCLUDE CP-OFDM)
A	ERP	165300 to 169300	165300 to 169300	Low, Middle, High	5MHz	QPSK	1RB/ 0RB Offset
		165800 to 168800	165800 to 168800	Low, Middle, High	10MHz	QPSK	1RB/ 0RB Offset
		166300 to 168300	166300 to 168300	Low, Middle, High	15MHz	QPSK	1RB/ 0RB Offset
		166800 to 167800	166800 to 167800	Low, Middle, High	20MHz	Pi/2BPSK,QPSK,16QAM, 64QAM, 256QAM	1RB/ 0RB Offset
B	FREQUENCY STABILITY	166800 to 167800	166800 to 167800	Middle	20MHz	QPSK	Outer_ Full
A	PEAK TO AVERAGE RATIO	166800 to 167800	166800 to 167800	Low, Middle, High	20MHz	QPSK	1RB/ 0RB Offset Outer_ Full
A	OCCUPIED BANDWIDTH	165300 to 169300	165300 to 169300	Middle	5MHz	Pi/2BPSK,QPSK,16QAM, 64QAM, 256QAM	Outer_ Full
		165800 to 168800	165800 to 168800	Middle	10MHz	Pi/2BPSK,QPSK,16QAM, 64QAM, 256QAM	Outer_ Full
		166300 to 168300	166300 to 168300	Middle	15MHz	Pi/2BPSK,QPSK,16QAM, 64QAM, 256QAM	Outer_ Full
		166800 to 167800	166800 to 167800	Middle	20MHz	Pi/2BPSK,QPSK,16QAM, 64QAM, 256QAM	Outer_ Full
A	BAND EDGE	165300 to 169300	165300 to 169300	Low	5MHz	QPSK	1RB/ 0RB Offset

							Outer_ Full
				High	5MHz	QPSK	1RB/ 24RB Offset
							Outer_ Full
		165800 to 168800	165800 to 168800	Low	10MHz	QPSK	1RB/ 0RB Offset
							Outer_ Full
				High	10MHz	QPSK	1RB/ 51RB Offset
							Outer_ Full
		166800 to 167800	166800 to 167800	Low	20MHz	QPSK	1RB/ 0RB Offset
							Outer_ Full
				High	20MHz	QPSK	1RB/ 105RB Offset
							Outer_ Full
A	CONDUCTED EMISSION	165300 to 169300	165300 to 169300	Low, Middle, High	5MHz	QPSK	1RB/ 0RB Offset
		165800 to 168800	165800 to 168800	Low, Middle, High	10MHz	QPSK	1RB/ 0RB Offset
		166800 to 167800	166800 to 167800	Low, Middle, High	20MHz	QPSK	1RB/ 0RB Offset
A	RADIATED EMISSION	165300 to 169300	165300 to 169300	Middle,	5MHz	QPSK	1RB/ 0RB Offset
		165800 to 168800	165800 to 168800	Low, Middle, High	10MHz	QPSK	1RB/ 0RB Offset
		166300 to 168300	166300 to 168300	Middle,	15MHz	QPSK	1RB/ 0RB Offset
		166800 to 167800	166800 to 167800	Middle	20MHz	QPSK	1RB/ 0RB Offset

Note: 1.This device was tested under all bandwidths, RB configurations and modulations. The worst case was found in QPSK modulation.

2. The test data presented in the report from worst SA _n5.

5G NR n7 MODE (SA_n7)

EUT CONFIGURE MODE	TEST ITEM	AVAILABLE CP-OFDM CHANNEL	AVAILABLE DFT-S-OFDM CHANNEL	TESTED CHANNEL	CHANNEL BANDWIDTH	MODULATION	MODE(DFT-S-OFDM) (INCLUDE CP-OFDM)
A	ERP	500500 to 513500	500500 to 513500	Low, Middle, High	5MHz	QPSK	1RB/ 0RB Offset

		51000 to 513000	51000 to 513000	Low, Middle, High	10MHz	QPSK	1RB/ 0RB Offset
		501500 to 512500	501500 to 512500	Low, Middle, High	15MHz	QPSK	1RB/ 0RB Offset
		502000 to 512000	502000 to 512000	Low, Middle, High	20MHz	Pi/2BPSK,QPSK,16QAM, 64QAM, 256QAM	1RB/ 0RB Offset
B	FREQUENCY STABILITY	502000 to 512000	502000 to 512000	Middle	20MHz	QPSK	Outer_ Full
A	PEAK TO AVERAGE RATIO	502000 to 512000	502000 to 512000	Low, Middle, High	20MHz	QPSK	1RB/ 0RB Offset
							Outer_ Full
A	OCCUPIED BANDWIDTH	500500 to 513500	500500 to 513500	Middle	5MHz	Pi/2BPSK,QPSK,16QAM, 64QAM, 256QAM	Outer_ Full
		51000 to 513000	51000 to 513000	Middle	10MHz	Pi/2BPSK,QPSK,16QAM, 64QAM, 256QAM	Outer_ Full
		501500 to 512500	501500 to 512500	Middle	15MHz	Pi/2BPSK,QPSK,16QAM, 64QAM, 256QAM	Outer_ Full
		502000 to 512000	502000 to 512000	Middle	20MHz	Pi/2BPSK,QPSK, 16QAM, 64QAM, 256QAM	Outer_ Full
A	BAND EDGE	500500 to 513500	500500 to 513500	Low	5MHz	QPSK	1RB/ 0RB Offset
							Outer_ Full
				High	5MHz	QPSK	1RB/ 24RB Offset
							Outer_ Full
		51000 to 513000	51000 to 513000	Low	10MHz	QPSK	1RB/ 0RB Offset
							Outer_ Full
				High	10MHz	QPSK	1RB/ 51RB Offset
							Outer_ Full
		502000 to 512000	502000 to 512000	Low	20MHz	QPSK	1RB/ 0RB Offset
							Outer_ Full
				High	20MHz	QPSK	1RB/ 105RB Offset
							Outer_ Full
A	CONDUCTED EMISSION	500500 to 513500	500500 to 513500	Low, Middle, High	5MHz	QPSK	1RB/ 0RB Offset
		51000 to 513000	51000 to 513000	Low, Middle, High	10MHz	QPSK	1RB/ 0RB Offset
		502000 to 512000	502000 to 512000	Low, Middle, High	20MHz	QPSK	1RB/ 0RB Offset
A	RADIATED EMISSION	500500 to 513500	500500 to 513500	Middle	5MHz	QPSK	1RB/ 0RB Offset
		51000 to 513000	51000 to 513000	Low, Middle, High	10MHz	QPSK	1RB/ 0RB Offset
		501500 to 512500	501500 to 512500	Middle	15MHz	QPSK	1RB/ 0RB Offset
		502000 to 512000	502000 to 512000	Middle	20MHz	QPSK	1RB/ 0RB Offset

Note: 1.This device was tested under all bandwidths, RB configurations and modulations. The worst case was found in QPSK modulation.

2. The test data presented in the report from worst SA _n7.

5G NR n25 MODE(SA_n25)

EUT CONFIGURE MODE	TEST ITEM	AVAILABLE CP-OFDM CHANNEL	AVAILABLE DFT-S-OFDM CHANNEL	TESTED CHANNEL	CHANNEL BANDWIDTH	MODULATION	MODE(DFT-S-OFDM) (INCLUDE CP-OFDM)
A	EIRP	370500 to 382500	370500 to 382500	Low, Middle, High	5MHz	QPSK	1RB/ 0RB Offset
		371000 to 382000	371000 to 382000	Low, Middle, High	10MHz	QPSK	1RB/ 0RB Offset
		371500 to 381500	371500 to 381500	Low, Middle, High	15MHz	QPSK	1RB/ 0RB Offset
		372000 to 381000	372000 to 381000	Low, Middle, High	20MHz	Pi/2BPSK,QPSK,16QAM, 64QAM, 256QAM	1RB/ 0RB Offset
B	FREQUENCY STABILITY	372000 to 381000	372000 to 381000	Middle	20MHz	QPSK	Outer_ Full
A	PEAK TO AVERAGE RATIO	374000 to 379000	374000 to 379000	Low, Middle, High	20MHz	QPSK	1RB/ 0RB Offset
							Outer_ Full
A	OCCUPIED BANDWIDTH	370500 to 382500	370500 to 382500	Middle	5MHz	Pi/2BPSK,QPSK,16QAM, 64QAM, 256QAM	Outer_ Full
		371000 to 382000	371000 to 382000	Middle	10MHz	Pi/2BPSK,QPSK,16QAM, 64QAM, 256QAM	Outer_ Full
		371500 to 381500	371500 to 381500	Middle	15MHz	Pi/2BPSK,QPSK,16QAM, 64QAM, 256QAM	Outer_ Full
		372000 to 381000	372000 to 381000	Middle	20MHz	Pi/2BPSK,QPSK,16QAM, 64QAM, 256QAM	Outer_ Full
A	BAND EDGE	370500 to 382500	370500 to 382500	Low	5MHz	QPSK	1RB/ 0RB Offset
							Outer_ Full
				High	5MHz	QPSK	1RB/ 24 RB Offset
							Outer_ Full
		371000 to 382000	371000 to 382000	Low	10MHz	QPSK	1RB/ 0RB Offset
							Outer_ Full
				High	10MHz	QPSK	1RB/ 105 RB Offset
							Outer_ Full
		372000 to 381000	372000 to 381000	Low	20MHz	QPSK	1RB/ 0RB Offset
							Outer_ Full
				High	20MHz	QPSK	1RB/ 215 RB Offset
							Outer_ Full
A	CONDUCTED EMISSION	370500 to 382500	370500 to 382500	Low, Middle, High	5MHz	QPSK	1RB/ 0RB Offset

		371000 to 382000	371000 to 382000	Low, Middle, High	10MHz	QPSK	1RB/ 0RB Offset
		372000 to 381000	372000 to 381000	Low, Middle, High	20MHz	QPSK	1RB/ 0RB Offset
A	RADIATED EMISSION	370500 to 382500	370500 to 382500	Low, Middle, High(ANT1)	5MHz	QPSK	1RB/ 0RB Offset
		371000 to 382000	371000 to 382000	Middle	10MHz	QPSK	1RB/ 0RB Offset
		371500 to 381500	371500 to 381500	Middle	15MHz	QPSK	1RB/ 0RB Offset
		372000 to 381000	372000 to 381000	Low, Middle, High(ANT3)	20MHz	QPSK	1RB/ 0RB Offset

Note: 1.This device was tested under all bandwidths, RB configurations and modulations. The worst case was found in QPSK modulation.

2. The test data presented in the report from worst SA_n25

5G NR n38 MODE (SA_n38)

EUT CONFIGURE MODE	TEST ITEM	AVAILABLE CP-OFDM CHANNEL	AVAILABLE DFT-S-OFDM CHANNEL	TESTED CHANNEL	CHANNEL BANDWIDTH	MODULATION	MODE(DFT-S-OFDM) (INCLUDE CP-OFDM)
A	ERP	516000 to 522000	516000 to 522000	Low, Middle, High	20MHz	QPSK	1RB/ 0RB Offset
		517000 to 521000	517000 to 521000	Low, Middle, High	30MHz	QPSK	1RB/ 0RB Offset
		518000 to 520000	518000 to 520000	Low, Middle, High	40MHz	Pi/2BPSK,QPSK,16QAM, 64QAM, 256QAM	1RB/ 0RB Offset

Note: 1.This device was tested under all bandwidths, RB configurations and modulations. The worst case was found in QPSK modulation.

2. The EIRP calculate presented in the report from worst SA n38.

3. SA n38 are covered by SA n41, Because it is a subset of SA n41 with the same output power and supported bandwidths, So the conducted test data and RSE test data please refer to SA n41.

5G NR n41 MODE (SA_n41)

EUT CONFIGURE MODE	TEST ITEM	AVAILABLE CP-OFDM CHANNEL	AVAILABLE DFT-S-OFDM CHANNEL	TESTED CHANNEL	CHANNEL BANDWIDTH	MODULATION	MODE(DFT-S-OFDM) (INCLUDE CP-OFDM)
A	EIRP	501204 to 535998	501204 to 535998	Low, Middle, High	20MHz	QPSK,	1RB/ 0RB Offset
		502200 to 534996	502200to 534996	Low, Middle, High	30MHz	QPSK,	1RB/ 0RB Offset

		503202 to 534000	503202 to 534000	Low, Middle, High	40MHz	QPSK	1RB/ 0RB Offset
		504204 to 532998	504204 to 532998	Low, Middle, High	50MHz	QPSK	1RB/ 0RB Offset
		505200 to 531996	505200 to 531996	Low, Middle, High	60MHz	QPSK	1RB/ 0RB Offset
		507204 to 529998	507204 to 529998	Low, Middle, High	80MHz	QPSK	1RB/ 0RB Offset
		508200 to 528996	508200 to 528996	Low, Middle, High	90MHz	QPSK	1RB/ 0RB Offset
		509202 to 528000	509202 to 528000	Low, Middle, High	100MHz	Pi/2BPSK,QPSK,16QAM, 64QAM, 256QAM	1RB/ 0RB Offset
B	FREQUENCY STABILITY	509202 to 528000	509202 to 528000	Middle	20MHz	QPSK	Outer_ Full
A	PEAK TO AVERAGE RATIO	509202 to 528000	509202 to 528000	Low, Middle, High	20MHz	QPSK	1RB/ 0RB Offset Outer_ Full
A	OCCUPIED BANDWIDTH	501204 to 535998	501204 to 535998	Middle	20MHz	Pi/2BPSK,QPSK,16QAM, 64QAM, 256QAM	Outer_ Full
		502200to 534996	502200to 534996	Middle	30MHz	Pi/2BPSK,QPSK,16QAM, 64QAM, 256QAM	Outer_ Full
		503202 to 534000	503202 to 534000	Middle	40MHz	Pi/2BPSK,QPSK,16QAM, 64QAM, 256QAM	Outer_ Full
		504204 to 532998	504204 to 532998	Middle	50MHz	Pi/2BPSK,QPSK,16QAM, 64QAM, 256QAM	Outer_ Full
		505200 to 531996	505200 to 531996	Middle	60MHz	Pi/2BPSK,QPSK,16QAM, 64QAM, 256QAM	Outer_ Full
		507204 to 529998	507204 to 529998	Middle	80MHz	Pi/2BPSK,QPSK,16QAM, 64QAM, 256QAM	Outer_ Full
		508200 to 528996	508200 to 528996	Middle	90MHz	Pi/2BPSK,QPSK,16QAM, 64QAM, 256QAM	Outer_ Full
		509202 to 528000	509202 to 528000	Middle	100MHz	Pi/2BPSK,QPSK,16QAM, 64QAM, 256QAM	Outer_ Full
A	BAND EDGE	501204 to 535998	501204 to 535998	Low	20MHz	QPSK	1RB/ 0RB Offset Outer_ Full
				High	20MHz	QPSK	1RB/ 50RB Offset Outer_ Full
		505200 to 531996	505200 to 531996	Low	60MHz	QPSK	1RB/ 0RB Offset Outer_ Full
				High	60MHz	QPSK	1RB/ 50RB Offset Outer_ Full
		509202 to 528000	509202 to 528000	Low	100MHz	QPSK	1RB/ 0RB Offset Outer_ Full
				High	100MHz	QPSK	1RB/ 50RB Offset Outer_ Full
A	CONDUCTED EMISSION	501204 to 535998	501204 to 535998	Low, Middle, High	20MHz	QPSK	1RB/ 0RB Offset
		505200 to 531996	505200 to 531996	Low, Middle, High	60MHz	QPSK	1RB/ 0RB Offset
		509202 to 528000	509202 to 528000	Low, Middle, High	100MHz	QPSK	1RB/ 0RB Offset

A	RADIATED EMISSION	501204 to 535998	501204 to 535998	Middle	20MHz	QPSK	1RB/ 0RB Offset
		502200to 534996	502200to 534996	Low, Middle, High	30MHz	QPSK	1RB/ 0RB Offset
		503202 to 534000	503202 to 534000	Middle	40MHz	QPSK	1RB/ 0RB Offset
		504204 to 532998	504204 to 532998	Middle	50MHz	QPSK	1RB/ 0RB Offset
		505200 to 531996	505200 to 531996	Middle	60MHz	QPSK	1RB/ 0RB Offset
		507204 to 529998	507204 to 529998	Middle	80MHz	QPSK	1RB/ 0RB Offset
		508200 to 528996	508200 to 528996	Middle	90MHz	QPSK	1RB/ 0RB Offset
		509202 to 528000	509202 to 528000	Middle	100MHz	QPSK	1RB/ 0RB Offset

Note: 1. This device was tested under all bandwidths, RB configurations and modulations. The worst case was found in QPSK modulation.

2. The test data presented in the report from worst SA _n41.

5G NR n66 MODE (SA_n66)

EUT CONFIGURE MODE	TEST ITEM	AVAILABLE CP-OFDM CHANNEL	AVAILABLE DFT-S-OFDM CHANNEL	TESTED CHANNEL	CHANNEL BANDWIDTH	MODULATION	MODE(DFT-S-OFDM) (INCLUDE CP-OFDM)
A	EIRP	342500 to 355500	342500 to 355500	Low, Middle, High	5MHz	QPSK	1RB/ 0RB Offset
		343000 to 355000	343000 to 355000	Low, Middle, High	10MHz	QPSK	1RB/ 0RB Offset
		343500 to 354500	343500 to 354500	Low, Middle, High	15MHz	QPSK	1RB/ 0RB Offset
		344000 to 354000	344000 to 354000	Low, Middle, High	20MHz	Pi/2BPSK,QPSK,16QAM, 64QAM, 256QAM	1RB/ 0RB Offset
B	FREQUENCY STABILITY	346000 to 352000	346000 to 352000	Middle	20MHz	QPSK	Outer_ Full
A	PEAK TO AVERAGE RATIO	346000 to 352000	346000 to 352000	Low, Middle, High	20MHz	QPSK	1RB/ 0RB Offset
							Outer_ Full
A	OCCUPIED BANDWIDTH	342500 to 355500	342500 to 355500	Middle	5MHz	Pi/2BPSK,QPSK,16QAM, 64QAM, 256QAM	Outer_ Full
		343000 to 355000	343000 to 355000	Middle	10MHz	Pi/2BPSK,QPSK,16QAM, 64QAM, 256QAM	Outer_ Full
		343500 to 354500	343500 to 354500	Middle	15MHz	Pi/2BPSK,QPSK,16QAM, 64QAM, 256QAM	Outer_ Full
		344000 to 354000	344000 to 354000	Middle	20MHz	Pi/2BPSK,QPSK,16QAM, 64QAM, 256QAM	Outer_ Full
A	BAND EDGE	502008 to 535998	502008 to 535998	Low	5MHz	QPSK	1RB/ 0RB Offset
							Outer_ Full
				High	5MHz	QPSK	1RB/ 24RB Offset
							Outer_ Full
		343000 to 355000	343000 to 355000	Low	10MHz	QPSK	1RB/ 0RB Offset
							Outer_ Full

				High	10MHz	QPSK	1RB/ 105RB Offset
							Outer_ Full
		344000 to 354000	344000 to 354000	Low	20MHz	QPSK	1RB/ 0RB Offset
							Outer_ Full
				High	20MHz	QPSK	1RB/ 215RB Offset
							Outer_ Full
A	CONDUCTED EMISSION	502008 to 535998	502008 to 535998	Low, Middle, High	5MHz	QPSK	1RB/ 0RB Offset
		344000 to 354000	344000 to 354000	Low, Middle, High	10MHz	QPSK	1RB/ 0RB Offset
		346000 to 352000	346000 to 352000	Low, Middle, High	20MHz	QPSK	1RB/ 0RB Offset
A	RADIATED EMISSION	342500 to 355500	342500 to 355500	Middle	5MHz	QPSK	1RB/ 0RB Offset
		343000 to 355000	343000 to 355000	Middle	10MHz	QPSK	1RB/ 0RB Offset
		343500 to 354500	343500 to 354500	Low, Middle, High	15MHz	QPSK	1RB/ 0RB Offset
		344000 to 354000	344000 to 354000	Middle	20MHz	QPSK	1RB/ 0RB Offset

Note: 1.This device was tested under all bandwidths, RB configurations and modulations. The worst case was found in QPSK modulation.

2. The test data presented in the report from worst SA_n66.

5G NR n71 MODE (SA_n71)

EUT CONFIGURE MODE	TESWT ITEM	AVAILABLE CP-OFDM CHANNEL	AVAILABLE DFT-S-OFDM CHANNEL	TESTED CHANNEL	CHANNEL BANDWIDTH	MODULATION	MODE(DFT-S-OFDM) (INCLUDE CP-OFDM)
A	ERP	133100 to 139100	133100 to 139100	Low, Middle, High	5MHz	QPSK	1RB/ 0RB Offset
		133600 to 138600	133600 to 138600	Low, Middle, High	10MHz	QPSK	1RB/ 0RB Offset
		134100 to 138100	134100 to 138100	Low, Middle, High	15MHz	QPSK	1RB/ 0RB Offset
		134600 to 137600	134600 to 137600	Low, Middle, High	20MHz	Pi/2BPSK,QPSK,16QAM, 64QAM, 256QAM	1RB/ 0RB Offset
B	FREQUENCY STABILITY	134100 to 138100	134100 to 138100	Middle	15MHz	QPSK	Outer_ Full
A	PEAK TO AVERAGE RATIO	134100 to 138100	134100 to 138100	Low, Middle, High	15MHz	QPSK	Outer_ Full
A	OCCUPIED BANDWIDTH	133100 to 139100	133100 to 139100	Middle	5MHz	Pi/2BPSK,QPSK,16QAM, 64QAM, 256QAM	Outer_ Full

		133600 to 138600	133600 to 138600	Middle	10MHz	Pi/2BPSK,QPSK,16QAM, 64QAM, 256QAM	Outer_ Full
		134100 to 138100	134100 to 138100	Middle	15MHz	Pi/2BPSK,QPSK, 16QAM, 64QAM, 256QAM	Outer_ Full
		134600 to 137600	134600 to 137600	Low, Middle, High	20MHz	Pi/2BPSK,QPSK, 16QAM, 64QAM, 256QAM	Outer_ Full
A	BAND EDGE	133100 to 139100	133100 to 139100	Low	5MHz	QPSK	1RB/ 0RB Offset
							1RB/ 24RB Offset
							Outer_ Full
				High	5MHz	QPSK	1RB/ 0RB Offset
							1RB/ 24RB Offset
							Outer_ Full
		133600 to 138600	133600 to 138600	Low	10MHz	QPSK	1RB/ 0RB Offset
							1RB/ 51RB Offset
							Outer_ Full
				High	10MHz	QPSK	1RB/ 0RB Offset
							1RB/ 51RB Offset
							Outer_ Full
		134100 to 138100	134100 to 138100	Low	15MHz	QPSK	1RB/ 0RB Offset
							1RB/ 78RB Offset
							Outer_ Full
				High	15MHz	QPSK	1RB/ 0RB Offset
							1RB/ 78RB Offset
							Outer_ Full
		134600 to 137600	134600 to 137600	Low	20MHz	QPSK	1RB/ 0RB Offset
							1RB/ 78RB Offset
							Outer_ Full
				High	20MHz	QPSK	1RB/ 0RB Offset
							1RB/ 78RB Offset
							Outer_ Full
A	CONDUCTED EMISSION	133100 to 139100	133100 to 139100	Low, Middle, High	5MHz	QPSK	1RB/ 0RB Offset
		133600 to 138600	133600 to 138600	Low, Middle, High	10MHz	QPSK	1RB/ 0RB Offset
		134100 to 138100	134100 to 138100	Low, Middle, High	15MHz	QPSK	1RB/ 0RB Offset

		134600 to 137600	134600 to 137600	Low, Middle, High	20MHz	QPSK	1RB/ 0RB Offset
A	RADIATED EMISSION	133100 to 139100	133100 to 139100	Middle	5MHz	QPSK	1RB/ 0RB Offset
		133600 to 138600	133600 to 138600	Low, Middle, High	10MHz	QPSK	1RB/ 0RB Offset
		134100 to 138100	134100 to 138100	Middle	15MHz	QPSK	1RB/ 0RB Offset
		134600 to 137600	134600 to 137600	Middle	20MHz	QPSK	1RB/ 0RB Offset

Note: 1.This device was tested under all bandwidths, RB configurations and modulations. The worst case was found in QPSK modulation.

2. The test data presented in the report from worst SA_n71.

5G NR n77(Part27Q)

EUT CONFIGURE MODE	TEST ITEM	AVAILABLE CP-OFDM CHANNEL	AVAILABLE DFT-S-OFDM CHANNEL	TESTED CHANNEL	CHANNEL BANDWIDTH	MODULATION	MODE(DFT-S-OFDM) (INCLUDE CP-OFDM)
A	EIRP	630668 to 636000	630668 to 636000	Low, Middle, High	20MHz	QPSK	1RB/ 0RB Offset
		631002 to 635664	631002 to 635664	Low, Middle, High	30MHz	QPSK	1RB/ 0RB Offset
		631334 to 635332	631334 to 635332	Low, Middle, High	40MHz	QPSK	1RB/ 0RB Offset
		632000 to 634666	632000 to 634666	Low, Middle, High	60MHz	QPSK	1RB/ 0RB Offset
		632668 to 634000	632668 to 634000	Low, Middle, High	80MHz	QPSK	1RB/ 0RB Offset
		633334	633334	Middle	100MHz	Pi/2BPSK,QPSK,16QAM, 64QAM, 256QAM	1RB/ 0RB Offset
A	RADIATED EMISSION	630668 to 636000	630668 to 636000	Low, Middle, High	20MHz	QPSK	1RB/ 0RB Offset
		631002 to 635664	631002 to 635664	Middle	30MHz	QPSK	1RB/ 0RB Offset
		631334 to 635332	631334 to 635332	Middle	40MHz	QPSK	1RB/ 0RB Offset
		632000 to 634666	632000 to 634666	Middle	60MHz	QPSK	1RB/ 0RB Offset
		632668 to 634000	632668 to 634000	Middle	80MHz	QPSK	1RB/ 0RB Offset
		633334	633334	Middle	100MHz	QPSK	1RB/ 0RB Offset

Note: 1.This device was tested under all bandwidths, RB configurations and modulations. The worst case was found in QPSK modulation.

2. The EIRP calculate presented in the report from worst SA n77(Part27Q).

3.SA n77(Part27Q) are covered by SA n78(Part27Q), Because it is a subset of SA n78(Part27Q) with the same output power and supported bandwidths, So the conducted test data and test data please refer to SA n78(Part27Q).

5G NR n77(Part27O) MODE

EUT CONFIGURE MODE	TEST ITEM	AVAILABLE CP-OFDM CHANNEL	AVAILABLE DFT-S-OFDM CHANNEL	TESTED CHANNEL	CHANNEL BANDWIDTH	MODULATION	MODE(DFT-S-OFDM) (INCLUDE CP-OFDM)
A	EIRP	647334 to 664666	647334 to 664666	Low, Middle, High	20MHz	QPSK	1RB/ 0RB Offset
		647670 to 664332	647670 to 664332	Low, Middle, High	30MHz	QPSK	1RB/ 0RB Offset
		648000 to 664000	648000 to 664000	Low, Middle, High	40MHz	QPSK	1RB/ 0RB Offset
		648668 to 663332	648668 to 663332	Low, Middle, High	60MHz	QPSK	1RB/ 0RB Offset
		649334 to 662666	649334 to 662666	Low, Middle, High	80MHz	QPSK	1RB/ 0RB Offset
		650000 to 662000	650000 to 662000	Low, Middle, High	100MHz	Pi/2BPSK,QPSK,16QAM, 64QAM, 256QAM	1RB/ 0RB Offset
B	FREQUENCY STABILITY	647334 to 664666	647334 to 664666	Middle	20MHz	QPSK	Outer_ Full
A	PEAK TO AVERAGE RATIO	647334 to 664666	647334 to 664666	Low, Middle, High	20MHz	QPSK	Outer_ Full
A	OCCUPIED BANDWIDTH	647334 to 664666	647334 to 664666	Middle	20MHz	Pi/2BPSK,QPSK,16QAM, 64QAM, 256QAM	Outer_ Full
		647670 to 664332	647670 to 664332	Middle	30MHz	Pi/2BPSK,QPSK,16QAM, 64QAM, 256QAM	Outer_ Full
		648000 to 664000	648000 to 664000	Middle	40MHz	Pi/2BPSK,QPSK,16QAM, 64QAM, 256QAM	Outer_ Full
		648668 to 663332	648668 to 663332	Middle	60MHz	Pi/2BPSK,QPSK,16QAM, 64QAM, 256QAM	Outer_ Full
		649334 to 662666	649334 to 662666	Middle	80MHz	Pi/2BPSK,QPSK,16QAM, 64QAM, 256QAM	Outer_ Full
		650000 to 662000	650000 to 662000	Low, Middle, High	100MHz	Pi/2BPSK,QPSK,16QAM, 64QAM, 256QAM	Outer_ Full
A	BAND EDGE	647334 to 664666	647334 to 664666	Low	20MHz	QPSK	1RB/ 0RB Offset
							Outer_ Full
				High	20MHz	QPSK	1RB/ 50RB Offset
							Outer_ Full
		648668 to 663332	648668 to 663332	Low	60MHz	QPSK	1RB/ 0RB Offset
							Outer_ Full
				High	60MHz	QPSK	1RB/ 161RB Offset
							Outer_ Full
		650000 to 662000	650000 to 662000	Low	100MHz	QPSK	1RB/ 0RB Offset
							Outer_ Full
				High	100MHz	QPSK	1RB/ 272RB Offset
							Outer_ Full
A	CONDUCTED EMISSION	647334 to 664666	647334 to 664666	Low, Middle, High	20MHz	QPSK	1RB/ 0RB Offset

		648668 to 663332	648668 to 663332	Low, Middle, High	60MHz	QPSK	1RB/ 0RB Offset
		650000 to 662000	650000 to 662000	Low, Middle, High	100MHz	QPSK	1RB/ 0RB Offset
A	RADIATED EMISSION	647334 to 664666	647334 to 664666	Low, Middle, High	20MHz	QPSK	1RB/ 0RB Offset
		647670 to 664332	647670 to 664332	Middle	30MHz	QPSK	1RB/ 0RB Offset
		648000 to 664000	648000 to 664000	Middle	40MHz	QPSK	1RB/ 0RB Offset
		648336 to 663666	648336 to 663666	Middle	50MHz	QPSK	1RB/ 0RB Offset
		648668 to 663332	648668 to 663332	Middle	60MHz	QPSK	1RB/ 0RB Offset
		649334 to 662666	649334 to 662666	Middle	80MHz	QPSK	1RB/ 0RB Offset
		650000 to 662000	650000 to 662000	Middle	100MHz	QPSK	1RB/ 0RB Offset

Note: 1.This device was tested under all bandwidths, RB configurations and modulations. The worst case was found in QPSK modulation.

2. The test data presented in the report from worst SA_n77(Part 27O).

5G NR Band n78(Part27Q) (SA_n78)

EUT CONFIGURE MODE	TEST ITEM	AVAILABLE CP-OFDM CHANNEL	AVAILABLE DFT-S-OFDM CHANNEL	TESTED CHANNEL	CHANNEL BANDWIDTH	MODULATION	MODE(DFT-S-OFDM) (INCLUDE CP-OFDM)
A	EIRP	630668 to 636000	630668 to 636000	Low, Middle, High	20MHz	QPSK	1RB/ 0RB Offset
		631000 to 635666	631000 to 635666	Low, Middle, High	30MHz	QPSK	1RB/ 0RB Offset
		631334 to 635332	631334 to 635332	Low, Middle, High	40MHz	QPSK	1RB/ 0RB Offset
		631668 to 635000	631668 to 635000	Low, Middle, High	50MHz	QPSK	1RB/ 0RB Offset
		632000 to 634666	632000 to 634666	Low, Middle, High	60MHz	QPSK	1RB/ 0RB Offset
		632334 to 634332	632334 to 634332	Low, Middle, High	70MHz	QPSK	1RB/ 0RB Offset
		632668 to 634000	632668 to 634000	Low, Middle, High	80MHz	QPSK	1RB/ 0RB Offset
		633000 to 633666	633000 to 633666	Low, Middle, High	90MHz	QPSK	1RB/ 0RB Offset
		633334	633334	Middle,	100MHz	Pi/2BPSK,QPSK,16QAM, 64QAM, 256QAM	1RB/ 0RB Offset
B	FREQUENCY STABILITY	630668 to 636000	630668 to 636000	Middle	20MHz	QPSK	Outer_ Full
A	PEAK TO AVERAGE RATIO	630668 to 636000	630668 to 636000	Low, Middle, High	20MHz	QPSK	Outer_ Full
A	OCCUPIED BANDWIDTH	630668 to 636000	630668 to 636000	Low, Middle, High	20MHz	Pi/2BPSK,QPSK,16QAM, 64QAM, 256QAM	Outer_ Full
		631000 to 635666	631000 to 635666	Low, Middle, High	30MHz	Pi/2BPSK,QPSK,16QAM, 64QAM, 256QAM	Outer_ Full

		631334 to 635332	631334 to 635332	Low, Middle, High	40MHz	Pi/2BPSK,QPSK,16QAM, 64QAM, 256QAM	Outer_ Full
		631668 to 635000	631668 to 635000	Low, Middle, High	50MHz	Pi/2BPSK,QPSK,16QAM, 64QAM, 256QAM	Outer_ Full
		632000 to 634666	632000 to 634666	Low, Middle, High	60MHz	Pi/2BPSK,QPSK,16QAM, 64QAM, 256QAM	Outer_ Full
		632334 to 634332	632334 to 634332	Low, Middle, High	70MHz	Pi/2BPSK,QPSK,16QAM, 64QAM, 256QAM	Outer_ Full
		632668 to 634000	632668 to 634000	Low, Middle, High	80MHz	Pi/2BPSK,QPSK,16QAM, 64QAM, 256QAM	Outer_ Full
		633000 to 633666	633000 to 633666	Low, Middle, High	90MHz	Pi/2BPSK,QPSK,16QAM, 64QAM, 256QAM	Outer_ Full
		633334	633334	Middle,	100MHz	Pi/2BPSK,QPSK,16QAM, 64QAM, 256QAM	Outer_ Full
A	BAND EDGE	630668 to 636000	630668 to 636000	Low	20MHz	QPSK	1RB/ 0RB Offset
							Outer_ Full
				High	20MHz	QPSK	1RB/ 50RB Offset
							Outer_ Full
		632000 to 634666	632000 to 634666	Low	60MHz	QPSK	1RB/ 0RB Offset
							Outer_ Full
				High	60MHz	QPSK	1RB/ 161RB Offset
							Outer_ Full
		633334	633334	Low	100MHz	QPSK	1RB/ 0RB Offset
							Outer_ Full
				High	100MHz	QPSK	1RB/ 272RB Offset
							Outer_ Full
A	CONDUCTED EMISSION	630668 to 636000	630668 to 636000	Low, Middle, High	20MHz	QPSK	1RB/ 0RB Offset
		632000 to 634666	632000 to 634666	Low, Middle, High	60MHz	QPSK	1RB/ 0RB Offset
		633334	633334	Low, Middle, High	100MHz	QPSK	1RB/ 0RB Offset

Note: 1. This device was tested under all bandwidths, RB configurations and modulations. The worst case was found in QPSK modulation.

2. The EIRP calculate presented in the report from worst SA n78(Part27Q).
3. SA n78(Part27Q) RSE test data please refer to SA n77(Part27Q).

TEST CONDITION:

TEST ITEM	ENVIRONMENTAL CONDITIONS	INPUT POWER	TESTED BY
ERP	23deg. C, 70%RH	DC 5.0V/9.0V /12.0VBy Adapter	Hanwen Xu
FREQUENCY STABILITY	23deg. C, 70%RH	DC 3.5V/3.89V/4.48V By DC Supply	Hanwen Xu
OCCUPIED BANDWIDTH	23deg. C, 70%RH	DC 5.0V/9.0V /12.0VBy Adapter	Hanwen Xu
BAND EDGE	23deg. C, 70%RH	DC 5.0V/9.0V /12.0VBy Adapter	Hanwen Xu
CONDCUDETED EMISSION	23deg. C, 70%RH	DC 5.0V/9.0V /12.0VBy Adapter	Hanwen Xu
RADIATED EMISSION	23deg. C, 70%RH	DC 5.0V/9.0V /12.0VBy Adapter	Hanwen Xu
PEAK TO AVERAGE RATIO	23deg. C, 70%RH	DC 5.0V/9.0V /12.0VBy Adapter	Hanwen Xu

2.5 GENERAL DESCRIPTION OF APPLIED STANDARDS

The EUT is a RF product. According to the specifications of the manufacturer, it must comply with the requirements of the following standards:

FCC 47 CFR Part 2

FCC 47 CFR Part 22/24/27

KDB 971168 D01 Power Meas License Digital Systems v03r01

ANSI/TIA/EIA-603-D

ANSI/TIA/EIA-603-E

ANSI C63.26-2015

NOTE: All test items have been performed and recorded as per the above standards.

3 TEST TYPES AND RESULTS

3.1 OUTPUT POWER MEASUREMENT

3.1.1 LIMITS OF OUTPUT POWER MEASUREMENT

Mobile / Portable station are limited to 7 watts e.r.p. (n5)

Mobile and portable stations are limited to 2 watts EIRP. (n2/n25)

The radiated peak output power shall be according to the specific rule Part 27.50(h)(2) that “User stations are limited to 2 watts” and 27.50(i) specific that “Peak transmit power must be measure over any interval of continuous transmission using instrumentation calibration in terms of rms-equivalent voltage.(n7/n38/n41)”

Fixed, mobile, and portable (hand-held) stations operating in the 1710-1755 MHz band and mobile and portable stations operating in the 1695-1710 MHz and 1755-1780 MHz bands are limited to 1 watt EIRP(n66)

According to the specific rule Part 27.50(b)(10) and 27.50(c)(10) Fixed, mobile, and Portable stations (hand-held devices) transmitting in the 698-746 MHz, 746-757 MHz, 776-788 MHz, and 805-806 MHz bands are limited to 3 watts ERP(n71)

According to the specific rule Part 27.50(j)(4) and Part 27.50(k)(3) ,Mobile and portable stations are limited to 1 Watt EIRP. Mobile and portable stations operating in these bands must employ a means for limiting power to the minimum necessary for successful communications.(n77/n78)

3.1.2 TEST PROCEDURES

EIRP / ERP MEASUREMENT:

Per KDB 971168 D01 Power Meas License Digital Systems v03r01 or subclause 5.2.5.5 of ANSI C63.26-2015, the relevant equation for determing the ERP or EIRP from the conducted RF output power measured using the guidance provided above is:

ERP or EIRP = $P_{Meas} + G_T - L_C$

Where:

ERP or EIRP = effective radiated power or equivalent isotropically radiated power, respectively (expressed in the same units as P_{Meas}, typically dBW or dBm);

P_{Meas} = measured transmitter output power or PSD, in dBm or dBW;

G_T = gain of the transmitting antenna, in dBd (ERP) or dBi (EIRP);

L_C = signal attenuation in the connecting cable between the transmitter and antenna, in dB.

CONDUCTED POWER MEASUREMENT:

a. The EUT was set up for the maximum power with LTE link data modulation and link up with simulator.
b. Set the EUT to transmit under low, middle and high channel and record the power level shown on simulator.

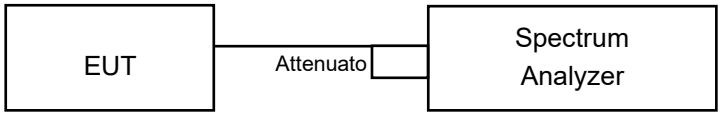

3.1.3 TEST SETUP

CONDUCTED POWER MEASUREMENT:

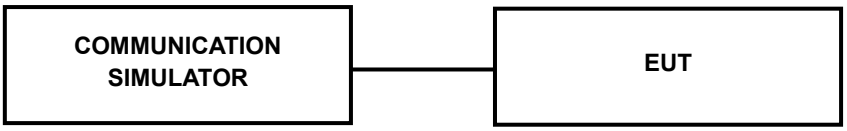

1. Connect the DUT transmitter output to the spectrum analyzer via coaxial cable while ensuring proper impedance matching.
2. Time the analyzer to the nominal center frequency of the emission bandwidth (EBW).
3. Set the span to twice the nominal EBW (span = 2 x EBW).
4. Set the resolution bandwidth (RBW) to approximately 1% of EBW.
5. Set the video bandwidth (VBW) to ≧ 3 x RBW
6. Select the average power (RMS) display detector.
7. Set the number of measurement points to ≧1001.
8. Use auto-coupled sweep time.
9. Perform measurement over an interval of time when the transmission is continuous and at its maximum power level.
10. Utilize trace averaging over 100 traces in the power averaging mode.
11. Use the Band/Channel Power function to determine the integrated power over the full EBW.
12. Record the band power level.
13. Adjust the recorded level by applying appropriate correction factors for the measurement set-up.
14. Determine the EIRP by adding the effective antenna gain to the adjusted power level.

For the actual test configuration, please refer to the attached file (Test Setup Photo).

3.1.4 TEST RESULTS

CONDUCTED OUTPUT POWER (dBm)

Note: Only the output power in the Main ANT is shown in the test report.

5G SA

N2(ANT1)

n2 (SCS 15 kHz) (Ant1)						
BW	MCS Index	RB Size	RB Offset	Low	Mid	High
		Channel		372000	376000	380000
		Frequence (MHz)		1860	1880	1900
20M	DFT-s-OFDM Pi/2 BPSK	1	1	23.65	23.66	23.63
		1	53	23.63	23.64	23.62
		1	104	23.71	23.73	23.65
		50	0	22.63	22.68	22.72
		50	28	22.62	22.71	22.65
		50	56	22.72	22.73	22.68
		100	0	22.59	22.70	22.63
	DFT-s-OFDM QPSK	1	1	23.71	23.76	23.73
		1	53	23.65	23.73	23.67
		1	104	23.69	23.72	23.63
		50	0	22.67	22.75	22.68
		50	28	22.60	22.68	22.66
		50	56	22.65	22.71	22.63
		100	0	22.58	22.72	22.66
	DFT-s-OFDM 16QAM	1	1	22.57	22.63	22.53
	DFT-s-OFDM 64QAM	1	1	21.28	21.35	21.34
	DFT-s-OFDM 256QAM	1	1	18.58	18.67	18.65
BW	MCS Index	Channel		371500	376000	380500
		Frequence (MHz)		1857.5	1880	1902.5
15M	DFT-s-OFDM QPSK	1	1	23.70	23.74	23.69
BW	MCS Index	Channel		371000	376000	381000
		Frequence (MHz)		1855	1880	1905
10M	DFT-s-OFDM QPSK	1	1	23.62	23.64	23.52
BW	MCS Index	Channel		370500	376000	381500
		Frequence (MHz)		1852.5	1880	1907.5
5M	DFT-s-OFDM QPSK	1	1	23.52	23.57	23.60

N2(ANT3)

n2 (SCS 15 kHz) (Ant3)						
BW	MCS Index	RB Size	RB Offset	Low	Mid	High
		Channel		372000	376000	380000
		Frequence (MHz)		1860	1880	1900
20M	DFT-s-OFDM Pi/2 BPSK	1	1	23.25	23.32	23.31
		1	53	23.24	23.34	23.33
		1	104	23.22	23.28	23.35
		50	0	22.46	22.58	22.53
		50	28	22.43	22.57	22.47
		50	56	22.48	22.53	22.54
		100	0	22.47	22.56	22.52
	DFT-s-OFDM QPSK	1	1	23.47	23.56	23.53
		1	53	23.45	23.51	23.50
		1	104	23.41	23.52	23.45
		50	0	22.48	22.56	22.45
		50	28	22.46	22.54	22.43
		50	56	22.42	22.52	22.40
		100	0	22.48	22.56	22.49
	DFT-s-OFDM 16QAM	1	1	22.38	22.43	22.31
	DFT-s-OFDM 64QAM	1	1	21.18	21.27	21.13
	DFT-s-OFDM 256QAM	1	1	18.49	18.52	18.50
BW	MCS Index	Channel		371500	376000	380500
		Frequence (MHz)		1857.5	1880	1902.5
15M	DFT-s-OFDM QPSK	1	1	23.27	23.34	23.31
BW	MCS Index	Channel		371000	376000	381000
		Frequence (MHz)		1855	1880	1905
10M	DFT-s-OFDM QPSK	1	1	23.23	23.16	23.18
BW	MCS Index	Channel		370500	376000	381500
		Frequence (MHz)		1852.5	1880	1907.5
5M	DFT-s-OFDM QPSK	1	1	23.31	23.28	23.17

N5(ANT0)

n5 (SCS 15 kHz) (Ant0)						
BW	MCS Index	RB Size	RB Offset	Low	Mid	High
		Channel		166800	167300	167800
		Frequence (MHz)		834	836.5	839
20M	DFT-s-OFDM Pi/2 BPSK	1	1	24.08	24.14	24.12
		1	53	23.98	24.12	24.09
		1	104	23.94	23.98	23.92
		50	0	23.12	23.17	23.16
		50	28	23.09	23.15	23.14
		50	56	23.12	23.13	23.09
		100	0	23.05	23.16	23.17
	DFT-s-OFDM QPSK	1	1	24.04	24.18	24.14
		1	53	23.97	24.09	24.04
		1	104	23.96	23.99	23.95
		50	0	23.14	23.18	23.15
		50	28	23.02	23.06	23.13
		50	56	23.07	23.11	23.09
		100	0	23.09	23.17	23.08
	DFT-s-OFDM 16QAM	1	1	23.05	23.12	23.06
	DFT-s-OFDM 64QAM	1	1	22.26	22.28	22.19
	DFT-s-OFDM 256QAM	1	1	19.65	19.77	19.62
BW	MCS Index	Channel		166300	167300	168300
		Frequence (MHz)		831.5	836.5	841.5
15M	DFT-s-OFDM QPSK	1	1	24.05	24.15	24.13
BW	MCS Index	Channel		165800	167300	168800
		Frequence (MHz)		829	836.5	844
10M	DFT-s-OFDM QPSK	1	1	24.03	23.99	24.11
BW	MCS Index	Channel		165300	167300	169300
		Frequence (MHz)		826.5	836.5	846.5
5M	DFT-s-OFDM QPSK	1	1	24.01	24.07	24.14

N7(ANT0)

n7 (SCS 15 kHz) (Ant0)						
BW	MCS Index	RB Size	RB Offset	Low	Mid	High
		Channel		502000	507000	512000
		Frequence (MHz)		2510	2535	2560
20M	DFT-s-OFDM Pi/2 BPSK	1	1	23.48	23.27	23.21
		1	53	23.37	23.25	23.26
		1	104	23.38	23.20	23.11
		50	0	22.42	22.26	22.28
		50	28	22.40	22.27	22.31
		50	56	22.43	22.28	22.23
		100	0	22.41	22.23	22.26
	DFT-s-OFDM QPSK	1	1	23.51	23.31	23.26
		1	53	23.42	23.26	23.24
		1	104	23.40	23.22	23.15
		50	0	22.44	22.29	22.27
		50	28	22.39	22.25	22.23
		50	56	22.34	22.24	22.18
		100	0	22.42	22.23	22.24
	DFT-s-OFDM 16QAM	1	1	22.40	22.25	22.21
	DFT-s-OFDM 64QAM	1	1	21.11	21.08	21.05
	DFT-s-OFDM 256QAM	1	1	18.45	18.25	18.24
BW	MCS Index	Channel		501500	507000	512500
		Frequence (MHz)		2507.5	2535	2562.5
15M	DFT-s-OFDM QPSK	1	1	23.36	23.48	23.39
BW	MCS Index	Channel		501000	507000	513000
		Frequence (MHz)		2505	2535	2565
10M	DFT-s-OFDM QPSK	1	1	23.38	23.20	23.22
BW	MCS Index	Channel		500500	507000	513500
		Frequence (MHz)		2502.5	2535	2567.5
5M	DFT-s-OFDM QPSK	1	1	23.29	23.12	23.16

N25(ANT1)

n25 (SCS 15 kHz) (Ant1)						
BW	MCS Index	RB Size	RB Offset	Low	Mid	High
		Channel		372000	376500	381000
		Frequence (MHz)		1860	1882.5	1905
20M	DFT-s-OFDM Pi/2 BPSK	1	1	23.78	23.75	23.79
		1	53	23.75	23.74	23.77
		1	104	23.74	23.78	23.76
		50	0	22.73	22.79	22.82
		50	28	22.77	22.74	22.85
		50	56	22.79	22.70	22.81
		100	0	22.76	22.74	22.82
	DFT-s-OFDM QPSK	1	1	23.80	23.89	23.84
		1	53	23.78	23.77	23.81
		1	104	23.74	23.76	23.82
		50	0	22.78	22.83	22.81
		50	28	22.74	22.77	22.79
		50	56	22.72	22.70	22.76
		100	0	22.71	22.87	22.82
	DFT-s-OFDM 16QAM	1	1	22.64	22.71	22.80
	DFT-s-OFDM 64QAM	1	1	21.39	21.38	21.51
	DFT-s-OFDM 256QAM	1	1	18.80	18.72	18.78
BW	MCS Index	Channel		371500	376500	381500
		Frequence (MHz)		1857.5	1882.5	1907.5
15M	DFT-s-OFDM QPSK	1	1	23.80	23.82	23.72
BW	MCS Index	Channel		371000	376500	382000
		Frequence (MHz)		1855	1882.5	1910
10M	DFT-s-OFDM QPSK	1	1	23.70	23.64	23.71
BW	MCS Index	Channel		370500	376500	382500
		Frequence (MHz)		1852.5	1882.5	1912.5
5M	DFT-s-OFDM QPSK	1	1	23.71	23.69	23.76

N25(ANT3)

n25 (SCS 15 kHz) (Ant3)						
BW	MCS Index	RB Size	RB Offset	Low	Mid	High
		Channel		372000	376500	381000
		Frequence (MHz)		1860	1882.5	1905
20M	DFT-s-OFDM Pi/2 BPSK	1	1	23.55	23.57	23.62
		1	53	23.54	23.61	23.62
		1	104	23.53	23.56	23.59
		50	0	22.57	22.65	22.66
		50	28	22.62	22.63	22.67
		50	56	22.61	22.64	22.73
		100	0	22.60	22.62	22.64
	DFT-s-OFDM QPSK	1	1	23.61	23.65	23.63
		1	53	23.54	23.61	23.56
		1	104	23.59	23.56	23.26
		50	0	22.57	22.66	22.62
		50	28	22.51	22.63	22.55
		50	56	22.52	22.61	22.53
		100	0	22.58	22.63	22.23
	DFT-s-OFDM 16QAM	1	1	22.44	22.56	22.16
	DFT-s-OFDM 64QAM	1	1	21.21	21.26	21.18
	DFT-s-OFDM 256QAM	1	1	18.55	18.58	18.68
BW	MCS Index	Channel		371500	376500	381500
		Frequence (MHz)		1857.5	1882.5	1907.5
15M	DFT-s-OFDM QPSK	1	1	23.45	23.50	23.51
BW	MCS Index	Channel		371000	376500	382000
		Frequence (MHz)		1855	1882.5	1910
10M	DFT-s-OFDM QPSK	1	1	23.10	23.30	23.16
BW	MCS Index	Channel		370500	376500	382500
		Frequence (MHz)		1852.5	1882.5	1912.5
5M	DFT-s-OFDM QPSK	1	1	23.27	23.31	23.18

N38(ANT0)

n38 (SCS 30 kHz) (Ant0)						
BW	MCS Index	RB Size	RB Offset	Low	Mid	High
		Channel		518000	519000	520000
		Frequence (MHz)		2590	2595	2600
40M	DFT-s-OFDM Pi/2 BPSK	1	1	23.31	23.32	23.36
		1	52	23.24	23.23	23.25
		1	104	23.23	23.22	23.26
		50	0	22.33	22.32	22.36
		50	28	22.30	22.29	22.28
		50	56	22.32	22.21	22.27
		100	0	22.34	22.30	22.32
	DFT-s-OFDM QPSK	1	1	23.37	23.39	23.34
		1	52	23.22	23.21	23.25
		1	104	23.20	23.18	23.24
		50	0	22.33	22.35	22.31
		50	28	22.31	22.29	22.27
		50	56	22.32	22.22	22.23
		100	0	22.34	22.37	22.31
	DFT-s-OFDM 16QAM	1	1	22.35	22.48	22.41
	DFT-s-OFDM 64QAM	1	1	21.06	21.13	21.09
	DFT-s-OFDM 256QAM	1	1	18.45	18.43	18.46
BW	MCS Index	Channel		517000	519000	521000
		Frequence (MHz)		2585	2595	2605
30M	DFT-s-OFDM QPSK	1	1	23.34	23.37	23.29
BW	MCS Index	Channel		516000	519000	522000
		Frequence (MHz)		2580	2595	2610
20M	DFT-s-OFDM QPSK	1	1	23.20	23.16	23.14

N41(ANT0) PC3:

n41 (SCS 30 kHz) (Ant0)						
BW	MCS Index	RB Size	RB Offset	Low	Mid	High
		Channel		509202	518598	528000
		Frequence (MHz)		2546.01	2592.99	2640
100M	DFT-s-OFDM Pi/2 BPSK	1	1	22.31	22.12	22.04
		1	137	22.12	22.10	22.11
		1	271	22.10	22.29	22.32
		135	0	22.24	22.07	22.19
		135	69	22.20	22.18	22.27
		135	138	22.05	22.26	22.24
		270	0	22.20	22.17	22.14
	DFT-s-OFDM QPSK	1	1	22.33	22.23	22.19
		1	137	22.09	22.10	22.08
		1	271	22.08	22.17	22.11
		135	0	22.19	22.13	22.20
		135	69	22.21	22.18	22.16
		135	138	22.05	22.15	22.12
		270	0	22.24	22.19	22.18
	DFT-s-OFDM 16QAM	1	1	22.30	22.14	22.06
	DFT-s-OFDM 64QAM	1	1	21.67	21.68	21.58
	DFT-s-OFDM 256QAM	1	1	20.29	20.13	20.11
BW	MCS Index	Channel		508200	518598	528996
		Frequence (MHz)		2541	2592.99	2644.98
90M	DFT-s-OFDM QPSK	1	1	22.18	22.10	22.13
BW	MCS Index	Channel		507204	518598	529998
		Frequence (MHz)		2536.02	2592.99	2649.99
80M	DFT-s-OFDM QPSK	1	1	22.27	22.07	22.15
BW	MCS Index	Channel		505200	518598	531996
		Frequence (MHz)		2526	2592.99	2659.98
60M	DFT-s-OFDM QPSK	1	1	22.13	22.26	22.17
BW	MCS Index	Channel		504204	518598	532998
		Frequence (MHz)		2521.02	2592.99	2664.99
50M	DFT-s-OFDM QPSK	1	1	22.19	22.27	22.21
BW	MCS Index	Channel		503202	518598	534000
		Frequence (MHz)		2516.01	2592.99	2670
40M	DFT-s-OFDM QPSK	1	1	22.17	22.19	22.15

BW	MCS Index	Channel		502200	518598	534996
		Frequence (MHz)		2511	2592.99	2674.98
30M	DFT-s-OFDM QPSK	1	1	22.28	22.21	22.10
BW	MCS Index	Channel		501204	518598	535998
		Frequence (MHz)		2506.02	2592.99	2679.99
20M	DFT-s-OFDM QPSK	1	1	22.13	22.29	22.16

N41(ANT0) PC2:

HPUE n41 (SCS 30 kHz) (Ant0)						
BW	MCS Index	RB Size	RB Offset	Low	Mid	High
		Channel		509202	518598	528000
		Frequence (MHz)		2546.01	2592.99	2640
100M	DFT-s-OFDM Pi/2 BPSK	1	1	25.33	25.19	25.11
		1	137	25.16	25.18	25.17
		1	271	25.17	25.31	25.30
		135	0	24.76	24.66	24.65
		135	69	25.02	25.08	25.14
		135	138	24.60	24.69	24.79
		270	0	24.63	24.71	24.73
	DFT-s-OFDM QPSK	1	1	25.44	25.29	25.35
		1	137	25.10	25.05	25.13
		1	271	25.06	25.22	25.28
		135	0	24.26	24.17	24.20
		135	69	25.13	25.08	25.11
		135	138	24.11	24.21	24.30
		270	0	24.24	24.18	24.23
	DFT-s-OFDM 16QAM	1	1	24.40	24.19	23.95
	DFT-s-OFDM 64QAM	1	1	23.10	23.05	23.09
	DFT-s-OFDM 256QAM	1	1	20.34	20.18	20.06
BW	MCS Index	Channel		508200	518598	528996
		Frequence (MHz)		2541	2592.99	2644.98
90M	DFT-s-OFDM QPSK	1	1	25.17	25.21	25.06
BW	MCS Index	Channel		507204	518598	529998
		Frequence (MHz)		2536.02	2592.99	2649.99
80M	DFT-s-OFDM QPSK	1	1	25.12	25.05	25.21
BW	MCS Index	Channel		505200	518598	531996
		Frequence (MHz)		2526	2592.99	2659.98
60M	DFT-s-OFDM QPSK	1	1	25.24	25.20	25.25
BW	MCS Index	Channel		504204	518598	532998
		Frequence (MHz)		2521.02	2592.99	2664.99
50M	DFT-s-OFDM QPSK	1	1	25.16	25.21	25.24
BW	MCS Index	Channel		503202	518598	534000
		Frequence (MHz)		2516.01	2592.99	2670
40M	DFT-s-OFDM QPSK	1	1	25.30	25.39	25.43

BW	MCS Index	Channel		502200	518598	534996
		Frequence (MHz)		2511	2592.99	2674.98
30M	DFT-s-OFDM QPSK	1	1	25.16	25.05	25.38
BW	MCS Index	Channel		501204	518598	535998
		Frequence (MHz)		2506.02	2592.99	2679.99
20M	DFT-s-OFDM QPSK	1	1	25.34	25.29	25.17

N66(ANT1)

n66 (SCS 15 kHz) (Ant1)						
BW	MCS Index	RB Size	RB Offset	Low	Mid	High
		Channel		344000	349000	354000
		Frequence (MHz)		1720	1745	1770
20M	DFT-s-OFDM Pi/2 BPSK	1	1	23.58	23.55	23.41
		1	53	23.50	23.52	23.37
		1	104	23.51	23.55	23.39
		50	0	22.59	22.58	22.46
		50	28	22.56	22.57	22.45
		50	56	22.61	22.58	22.47
		100	0	22.55	22.60	22.46
	DFT-s-OFDM QPSK	1	1	23.64	23.56	23.46
		1	53	23.57	23.51	23.41
		1	104	23.62	23.52	23.36
		50	0	22.62	22.58	22.49
		50	28	22.60	22.52	22.43
		50	56	22.57	22.54	22.35
		100	0	22.62	22.58	22.39
	DFT-s-OFDM 16QAM	1	1	22.52	22.48	22.39
	DFT-s-OFDM 64QAM	1	1	21.30	21.26	21.12
	DFT-s-OFDM 256QAM	1	1	18.63	18.54	18.37
BW	MCS Index	Channel		343500	349000	354500
		Frequence (MHz)		1717.5	1745	1772.5
15M	DFT-s-OFDM QPSK	1	1	23.51	23.53	23.58
BW	MCS Index	Channel		343000	349000	355000
		Frequence (MHz)		1715	1745	1775
10M	DFT-s-OFDM QPSK	1	1	23.55	23.58	23.52
BW	MCS Index	Channel		342500	349000	355500
		Frequence (MHz)		1712.5	1745	1777.5
5M	DFT-s-OFDM QPSK	1	1	23.41	23.36	23.46

ANT66(ANT3)

n66 (SCS 15 kHz) (Ant3)						
BW	MCS Index	RB Size	RB Offset	Low	Mid	High
		Channel		344000	349000	354000
		Frequence (MHz)		1720	1745	1770
20M	DFT-s-OFDM Pi/2 BPSK	1	1	23.43	23.49	23.38
		1	53	23.34	23.42	23.32
		1	104	23.48	23.47	23.39
		50	0	22.41	22.48	22.51
		50	28	22.47	22.46	22.37
		50	56	22.45	22.52	22.28
		100	0	22.43	22.49	22.35
	DFT-s-OFDM QPSK	1	1	23.55	23.48	23.36
		1	53	23.41	23.45	23.29
		1	104	23.47	23.44	23.33
		50	0	22.49	22.44	22.39
		50	28	22.37	22.40	22.33
		50	56	22.45	22.38	22.32
		100	0	22.51	22.49	22.39
	DFT-s-OFDM 16QAM	1	1	22.17	22.36	22.29
	DFT-s-OFDM 64QAM	1	1	21.09	21.25	21.14
	DFT-s-OFDM 256QAM	1	1	18.54	18.45	18.36
BW	MCS Index	Channel		343500	349000	354500
		Frequence (MHz)		1717.5	1745	1772.5
15M	DFT-s-OFDM QPSK	1	1	23.28	23.29	23.36
BW	MCS Index	Channel		343000	349000	355000
		Frequence (MHz)		1715	1745	1775
10M	DFT-s-OFDM QPSK	1	1	23.18	23.31	23.27
BW	MCS Index	Channel		342500	349000	355500
		Frequence (MHz)		1712.5	1745	1777.5
5M	DFT-s-OFDM QPSK	1	1	23.19	23.24	23.21

N71(ANT0)

n71 (SCS 15 kHz) (Ant0)						
BW	MCS Index	RB Size	RB Offset	Low	Mid	High
		Channel		134600	136100	137600
		Frequence (MHz)		673	680.5	688
20M	DFT-s-OFDM Pi/2 BPSK	1	1	23.98	23.93	24.03
		1	53	23.97	23.95	23.95
		1	104	23.96	23.87	23.74
		50	0	22.95	22.95	23.02
		50	28	23.00	23.02	23.03
		50	56	22.99	23.01	22.86
		100	0	22.95	23.06	23.08
	DFT-s-OFDM QPSK	1	1	24.02	23.98	24.09
		1	53	23.94	23.93	24.03
		1	104	23.97	23.88	23.75
		50	0	22.96	23.01	23.06
		50	28	22.95	22.99	22.98
		50	56	22.91	22.88	22.86
		100	0	22.99	23.03	23.06
	DFT-s-OFDM 16QAM	1	1	23.23	23.15	23.21
	DFT-s-OFDM 64QAM	1	1	21.69	21.65	21.74
	DFT-s-OFDM 256QAM	1	1	19.06	19.03	19.09
BW	MCS Index	Channel		134100	136100	138100
		Frequence (MHz)		670.5	680.5	690.5
15M	DFT-s-OFDM QPSK	1	1	24.02	24.04	24.01
BW	MCS Index	Channel		133600	136100	138600
		Frequence (MHz)		668	680.5	693
10M	DFT-s-OFDM QPSK	1	1	23.85	23.90	23.93
BW	MCS Index	Channel		133100	136100	139100
		Frequence (MHz)		665.5	680.5	695.5
5M	DFT-s-OFDM QPSK	1	1	23.84	23.76	23.83

N77(Part 27Q) (ANT6) PC3:

n77 (SCS 30 kHz) (Ant6)						
BW	MCS Index	RB Size	RB Offset	/	Mid	/
		Channel		/	633334	/
		Frequence (MHz)			3500.01	/
100M	DFT-s-OFDM Pi/2 BPSK	1	1	/	23.35	/
		1	137	/	23.26	/
		1	271	/	23.33	/
		135	0	/	22.43	/
		135	69	/	22.34	/
		135	138	/	22.36	/
		270	0	/	22.35	/
	DFT-s-OFDM QPSK	1	1	/	23.39	/
		1	137	/	23.28	/
		1	271	/	23.34	/
		135	0	/	22.47	/
		135	69	/	22.37	/
		135	138	/	22.39	/
		270	0	/	22.35	/
	DFT-s-OFDM 16QAM	1	1	/	22.43	/
	DFT-s-OFDM 64QAM	1	1	/	21.10	/
	DFT-s-OFDM 256QAM	1	1	/	18.43	/
BW	MCS Index	Channel		632668	633334	634000
		Frequence (MHz)		3490.02	3500.01	3510
80M	DFT-s-OFDM QPSK	1	1	23.11	23.09	23.12
BW	MCS Index	Channel		632000	633334	634666
		Frequence (MHz)		3480	3500.01	3519.99
60M	DFT-s-OFDM QPSK	1	1	23.05	23.13	23.06
BW	MCS Index	Channel		631334	633334	635332
		Frequence (MHz)		3470.01	3500.01	3529.98
40M	DFT-s-OFDM QPSK	1	1	23.33	23.27	23.26
BW	MCS Index	Channel		631000	633334	635666
		Frequence (MHz)		3465	3500.01	3534.99
30M	DFT-s-OFDM QPSK	1	1	23.25	23.28	23.17
BW	MCS Index	Channel		630668	633334	636000
		Frequence (MHz)		3460.02	3500.01	3540
20M	DFT-s-OFDM QPSK	1	1	23.23	23.19	23.24

N77(Part 27Q) (ANT6) PC2:

HPUE n77 (SCS 30 kHz) (Ant6)						
BW	MCS Index	RB Size	RB Offset	/	Mid	/
		Channel		/	633334	/
		Frequence (MHz)		/	3500.01	/
100M	DFT-s-OFDM Pi/2 BPSK	1	1	/	24.84	/
		1	137	/	24.55	/
		1	271	/	24.50	/
		135	0	/	23.73	/
		135	69	/	24.60	/
		135	138	/	23.58	/
		270	0	/	23.74	/
	DFT-s-OFDM QPSK	1	1	/	24.85	/
		1	137	/	24.66	/
		1	271	/	24.54	/
		135	0	/	23.85	/
		135	69	/	24.72	/
		135	138	/	23.62	/
		270	0	/	23.75	/
	DFT-s-OFDM 16QAM	1	1	/	23.80	/
	DFT-s-OFDM 64QAM	1	1	/	22.49	/
	DFT-s-OFDM 256QAM	1	1	/	19.88	/
BW	MCS Index	Channel		632668	633334	634000
		Frequence (MHz)		3490.02	3500.01	3510
80M	DFT-s-OFDM QPSK	1	1	24.76	24.79	24.81
BW	MCS Index	Channel		632000	633334	634666
		Frequence (MHz)		3480	3500.01	3519.99
60M	DFT-s-OFDM QPSK	1	1	24.71	24.83	24.75
BW	MCS Index	Channel		631334	633334	635332
		Frequence (MHz)		3470.01	3500.01	3529.98
40M	DFT-s-OFDM QPSK	1	1	24.69	24.65	24.71
BW	MCS Index	Channel		631000	633334	635666
		Frequence (MHz)		3465	3500.01	3534.99
30M	DFT-s-OFDM QPSK	1	1	24.72	24.78	24.69
BW	MCS Index	Channel		630668	633334	636000
		Frequence (MHz)		3460.02	3500.01	3540
20M	DFT-s-OFDM QPSK	1	1	24.68	24.72	24.77

N77(Part 27O) (ANT6)PC3:

n77 (SCS 30 kHz) (Ant6)						
BW	MCS Index	RB Size	RB Offset	Low	Mid	High
		Channel		650000	656000	662000
		Frequence (MHz)		3750	3840	3930
100M	DFT-s-OFDM Pi/2 BPSK	1	1	23.55	23.51	23.58
		1	137	23.42	23.46	23.47
		1	271	23.11	23.12	23.43
		135	0	22.71	22.75	22.94
		135	69	22.81	22.89	22.92
		135	138	22.96	22.93	22.93
		270	0	22.82	22.84	22.89
	DFT-s-OFDM QPSK	1	1	23.39	23.60	23.54
		1	137	23.12	23.13	23.42
		1	271	23.38	23.51	23.47
		135	0	22.93	22.96	22.91
		135	69	22.82	22.87	22.87
		135	138	22.67	22.81	22.89
		270	0	22.80	22.88	22.85
	DFT-s-OFDM 16QAM	1	1	22.18	22.12	22.46
	DFT-s-OFDM 64QAM	1	1	21.15	21.10	21.33
	DFT-s-OFDM 256QAM	1	1	18.13	18.31	18.42
BW	MCS Index	Channel		649334	656000	662666
		Frequence (MHz)		3740.01	3840	3939.99
80M	DFT-s-OFDM QPSK	1	1	23.21	23.11	23.15
BW	MCS Index	Channel		648668	656000	663332
		Frequence (MHz)		3730.02	3840	3949.98
60M	DFT-s-OFDM QPSK	1	1	23.18	23.21	23.16
BW	MCS Index	Channel		648000	656000	664000
		Frequence (MHz)		3720	3840	3960
40M	DFT-s-OFDM QPSK	1	1	23.29	23.37	23.23
BW	MCS Index	Channel		647668	656000	664332
		Frequence (MHz)		3715.02	3840	3964.98
30M	DFT-s-OFDM QPSK	1	1	23.33	23.38	23.37
BW	MCS Index	Channel		647334	656000	664666
		Frequence (MHz)		3710.01	3840	3969.99
20M	DFT-s-OFDM QPSK	1	1	23.18	23.29	23.33

N77(Part 27O) (ANT6)PC2:

HPUE n77 (SCS 30 kHz) (Ant6)						
BW	MCS Index	RB Size	RB Offset	Low	Mid	High
		Channel		650000	656000	662000
		Frequence (MHz)		3750	3840	3930
100M	DFT-s-OFDM Pi/2 BPSK	1	1	25.15	24.87	24.81
		1	137	24.87	24.84	24.86
		1	271	24.91	24.51	24.67
		135	0	23.83	23.52	23.95
		135	69	24.79	24.78	24.68
		135	138	23.99	23.81	23.92
		270	0	24.02	23.79	23.84
	DFT-s-OFDM QPSK	1	1	25.20	25.01	24.95
		1	137	24.99	24.92	24.91
		1	271	24.93	24.54	24.79
		135	0	24.03	23.63	24.00
		135	69	24.91	24.79	24.78
		135	138	24.11	23.82	24.03
		270	0	24.08	23.83	23.98
	DFT-s-OFDM 16QAM	1	271	24.12	23.91	24.02
	DFT-s-OFDM 64QAM	1	271	22.83	22.56	22.68
	DFT-s-OFDM 256QAM	1	271	20.05	19.97	20.01
BW	MCS Index	Channel		649334	656000	662666
		Frequence (MHz)		3740.01	3840	3939.99
80M	DFT-s-OFDM QPSK	1	1	24.93	24.87	24.86
BW	MCS Index	Channel		648668	656000	663332
		Frequence (MHz)		3730.02	3840	3949.98
60M	DFT-s-OFDM QPSK	1	1	24.88	24.81	24.75
BW	MCS Index	Channel		648000	656000	664000
		Frequence (MHz)		3720	3840	3960
40M	DFT-s-OFDM QPSK	1	1	24.94	24.85	24.77
BW	MCS Index	Channel		647668	656000	664332
		Frequence (MHz)		3715.02	3840	3964.98
30M	DFT-s-OFDM QPSK	1	1	24.86	24.88	24.79
BW	MCS Index	Channel		647334	656000	664666
		Frequence (MHz)		3710.01	3840	3969.99
20M	DFT-s-OFDM QPSK	1	1	24.79	24.91	24.83

N78(Part 27Q)(ANT6)PC3:

n78 (SCS 30 kHz) (Ant6)						
BW	MCS Index	RB Size	RB Offset	/	Mid	/
		Channel		/	633334	/
		Frequence (MHz)		/	3500.01	/
100M	DFT-s-OFDM Pi/2 BPSK	1	1	/	21.97	/
		1	137	/	21.92	/
		1	271	/	21.91	/
		135	0	/	21.96	/
		135	69	/	21.98	/
		135	138	/	21.88	/
		270	0	/	21.99	/
	DFT-s-OFDM QPSK	1	1	/	22.05	/
		1	137	/	21.82	/
		1	271	/	21.94	/
		135	0	/	22.01	/
		135	69	/	22.02	/
		135	138	/	21.95	/
		270	0	/	22.01	/
	DFT-s-OFDM 16QAM	1	1	/	21.68	/
	DFT-s-OFDM 64QAM	1	1	/	20.88	/
	DFT-s-OFDM 256QAM	1	1	/	19.06	/
BW	MCS Index	Channel		633000	633334	633666
		Frequence (MHz)		3495	3500.01	3504.99
90M	DFT-s-OFDM QPSK	1	1	21.87	21.94	21.99
BW	MCS Index	Channel		632668	633334	634000
		Frequence (MHz)		3490.02	3500.01	3510
80M	DFT-s-OFDM QPSK	1	1	21.75	21.79	21.93
BW	MCS Index	Channel		632334	633334	634332
		Frequence (MHz)		3485.01	3500.01	3514.98
70M	DFT-s-OFDM QPSK	1	1	21.93	21.88	21.95
BW	MCS Index	Channel		632000	633334	634666
		Frequence (MHz)		3480	3500.01	3519.99
60M	DFT-s-OFDM QPSK	1	1	21.82	21.94	21.88
BW	MCS Index	Channel		631668	633334	635000
		Frequence (MHz)		3475.02	3500.01	3525
50M	DFT-s-OFDM QPSK	1	1	21.86	21.91	21.85

BW	MCS Index	Channel		631334	633334	635332
		Frequence (MHz)		3470.01	3500.01	3529.98
40M	DFT-s-OFDM QPSK	1	1	21.97	21.84	21.75
BW	MCS Index	Channel		631000	633334	635666
		Frequence (MHz)		3465	3500.01	3534.99
30M	DFT-s-OFDM QPSK	1	1	21.86	21.93	21.81
BW	MCS Index	Channel		630668	633334	636000
		Frequence (MHz)		3460.02	3500.01	3540
20M	DFT-s-OFDM QPSK	1	1	21.78	21.99	21.94

N78(Part 27Q)(ANT6)PC2:

HPUE n78 (SCS 30 kHz) (Ant6)						
BW	MCS Index	RB Size	RB Offset	/	Mid	/
		Channel		/	633334	/
		Frequence (MHz)		/	3500.01	/
100M	DFT-s-OFDM Pi/2 BPSK	1	1	/	24.05	/
		1	137	/	24.10	/
		1	271	/	24.11	/
		135	0	/	23.52	/
		135	69	/	24.01	/
		135	138	/	23.47	/
		270	0	/	23.51	/
	DFT-s-OFDM QPSK	1	1	/	24.26	/
		1	137	/	24.17	/
		1	271	/	24.13	/
		135	0	/	23.02	/
		135	69	/	23.96	/
		135	138	/	23.10	/
		270	0	/	23.11	/
	DFT-s-OFDM 16QAM	1	1	/	23.14	/
	DFT-s-OFDM 64QAM	1	1	/	22.13	/
	DFT-s-OFDM 256QAM	1	1	/	19.15	/
BW	MCS Index	Channel		633000	633334	633666
		Frequence (MHz)		3495	3500.01	3504.99
90M	DFT-s-OFDM QPSK	1	1	24.18	24.06	24.15
BW	MCS Index	Channel		632668	633334	634000
		Frequence (MHz)		3490.02	3500.01	3510
80M	DFT-s-OFDM QPSK	1	1	24.06	24.03	24.17
BW	MCS Index	Channel		632334	633334	634332
		Frequence (MHz)		3485.01	3500.01	3514.98
70M	DFT-s-OFDM QPSK	1	1	24.11	24.03	24.07
BW	MCS Index	Channel		632000	633334	634666
		Frequence (MHz)		3480	3500.01	3519.99
60M	DFT-s-OFDM QPSK	1	1	24.05	24.07	24.10
BW	MCS Index	Channel		631668	633334	635000
		Frequence (MHz)		3475.02	3500.01	3525
50M	DFT-s-OFDM QPSK	1	1	24.14	24.17	24.15
BW	MCS	Channel		631334	633334	635332

	Index	Frequence (MHz)		3470.01	3500.01	3529.98
40M	DFT-s-OFDM QPSK	1	1	24.10	24.13	24.11
BW	MCS Index	Channel		631000	633334	635666
		Frequence (MHz)		3465	3500.01	3534.99
30M	DFT-s-OFDM QPSK	1	1	24.15	24.19	24.21
BW	MCS Index	Channel		630668	633334	636000
		Frequence (MHz)		3460.02	3500.01	3540
20M	DFT-s-OFDM QPSK	1	1	24.11	24.13	24.10

SRS
N41(ANT3)

n41 (SCS 30 kHz) (Ant3)						
BW	MCS Index	RB Size	RB Offset	Low	Mid	High
		Channel		509202	518598	528000
		Frequence (MHz)		2546.01	2592.99	2640
100M	DFT-s-OFDM Pi/2 BPSK	1	1	22.65	22.59	22.52
		1	137	22.63	22.47	22.31
		1	271	22.58	22.56	22.28
		135	0	22.15	22.09	22.11
		135	69	22.29	22.11	22.19
		135	138	22.16	21.98	22.09
		270	0	22.09	21.99	21.76
	DFT-s-OFDM QPSK	1	1	22.97	22.84	22.91
		1	137	22.70	22.48	22.62
		1	271	22.30	22.22	22.17
		135	0	22.47	22.38	22.43
		135	69	22.74	22.59	22.71
		135	138	22.55	22.44	22.46
		270	0	22.50	22.46	22.39
	DFT-s-OFDM 16QAM	1	1	22.13	21.89	22.07
	DFT-s-OFDM 64QAM	1	1	21.23	21.12	21.08
	DFT-s-OFDM 256QAM	1	1	19.66	19.26	19.54
BW	MCS Index	Channel		508200	518598	528996
		Frequence (MHz)		2541	2592.99	2644.98
90M	DFT-s-OFDM QPSK	1	1	22.58	22.41	22.47
BW	MCS Index	Channel		507204	518598	529998
		Frequence (MHz)		2536.02	2592.99	2649.99
80M	DFT-s-OFDM QPSK	1	1	22.65	22.43	22.49
BW	MCS Index	Channel		505200	518598	531996
		Frequence (MHz)		2526	2592.99	2659.98
60M	DFT-s-OFDM QPSK	1	1	22.35	22.33	22.51
BW	MCS Index	Channel		504204	518598	532998
		Frequence (MHz)		2521.02	2592.99	2664.99
50M	DFT-s-OFDM QPSK	1	1	22.60	22.39	22.44
BW	MCS Index	Channel		503202	518598	534000
		Frequence (MHz)		2516.01	2592.99	2670

40M	DFT-s-OFDM QPSK	1	1	22.58	22.44	22.54
BW	**MCS Index**	**Channel**		**502200**	**518598**	**534996**
		Frequence (MHz)		**2511**	**2592.99**	**2674.98**
30M	DFT-s-OFDM QPSK	1	1	22.55	22.37	22.49
BW	**MCS Index**	**Channel**		**501204**	**518598**	**535998**
		Frequence (MHz)		**2506.02**	**2592.99**	**2679.99**
20M	DFT-s-OFDM QPSK	1	1	22.59	22.36	22.56

N41(ANT2)

n41 (SCS 30 kHz) (Ant2)						
BW	MCS Index	RB Size	RB Offset	Low	Mid	High
		Channel		509202	518598	528000
		Frequence (MHz)		2546.01	2592.99	2640
100M	DFT-s-OFDM Pi/2 BPSK	1	1	23.51	23.29	23.46
		1	137	23.16	23.11	23.07
		1	271	23.09	23.03	22.99
		135	0	22.35	22.19	22.27
		135	69	22.65	22.47	22.53
		135	138	22.23	22.15	22.22
		270	0	22.12	22.03	22.06
	DFT-s-OFDM QPSK	1	1	23.72	23.58	23.67
		1	137	23.14	23.03	23.09
		1	271	23.05	23.10	22.98
		135	0	22.77	22.56	22.68
		135	69	22.69	22.45	22.56
		135	138	22.62	22.52	22.60
		270	0	22.65	22.59	22.52
	DFT-s-OFDM 16QAM	1	1	22.70	22.61	22.55
	DFT-s-OFDM 64QAM	1	1	21.74	21.61	21.62
	DFT-s-OFDM 256QAM	1	1	20.54	20.40	20.43
BW	MCS Index	Channel		508200	518598	528996
		Frequence (MHz)		2541	2592.99	2644.98
90M	DFT-s-OFDM QPSK	1	1	23.44	23.22	23.38
BW	MCS Index	Channel		507204	518598	529998
		Frequence (MHz)		2536.02	2592.99	2649.99
80M	DFT-s-OFDM QPSK	1	1	23.45	23.24	23.36
BW	MCS Index	Channel		505200	518598	531996
		Frequence (MHz)		2526	2592.99	2659.98
60M	DFT-s-OFDM QPSK	1	1	23.54	23.26	23.34
BW	MCS Index	Channel		504204	518598	532998
		Frequence (MHz)		2521.02	2592.99	2664.99
50M	DFT-s-OFDM QPSK	1	1	23.42	23.21	23.43
BW	MCS Index	Channel		503202	518598	534000
		Frequence (MHz)		2516.01	2592.99	2670
40M	DFT-s-OFDM QPSK	1	1	23.50	23.20	23.36

BW	MCS Index	Channel		502200	518598	534996
		Frequence (MHz)		2511	2592.99	2674.98
30M	DFT-s-OFDM QPSK	1	1	23.46	23.26	23.44
BW	MCS Index	Channel		501204	518598	535998
		Frequence (MHz)		2506.02	2592.99	2679.99
20M	DFT-s-OFDM QPSK	1	1	23.45	23.22	23.38

N41(ANT5)

n41 (SCS 30 kHz) (Ant5)						
BW	MCS Index	RB Size	RB Offset	Low	Mid	High
		Channel		509202	518598	528000
		Frequence (MHz)		2546.01	2592.99	2640
100M	DFT-s-OFDM Pi/2 BPSK	1	1	21.24	21.21	21.16
		1	137	21.31	21.23	21.19
		1	271	21.09	21.11	21.05
		135	0	20.42	20.32	20.28
		135	69	20.45	20.41	20.36
		135	138	20.28	20.23	20.17
		270	0	20.34	20.28	20.26
	DFT-s-OFDM QPSK	1	1	21.56	21.44	21.42
		1	137	21.23	21.09	21.19
		1	271	21.28	21.11	21.18
		135	0	20.83	20.70	20.52
		135	69	20.77	20.56	20.43
		135	138	20.39	20.40	20.32
		270	0	20.60	20.45	20.52
	DFT-s-OFDM 16QAM	1	1	20.53	20.38	20.48
	DFT-s-OFDM 64QAM	1	1	19.41	19.30	19.26
	DFT-s-OFDM 256QAM	1	1	18.13	18.12	18.07
BW	MCS Index	Channel		508200	518598	528996
		Frequence (MHz)		2541	2592.99	2644.98
90M	DFT-s-OFDM QPSK	1	1	21.20	21.23	21.26
BW	MCS Index	Channel		507204	518598	529998
		Frequence (MHz)		2536.02	2592.99	2649.99
80M	DFT-s-OFDM QPSK	1	1	21.14	21.20	21.20
BW	MCS Index	Channel		505200	518598	531996
		Frequence (MHz)		2526	2592.99	2659.98
60M	DFT-s-OFDM QPSK	1	1	21.16	21.23	21.24
BW	MCS Index	Channel		504204	518598	532998
		Frequence (MHz)		2521.02	2592.99	2664.99
50M	DFT-s-OFDM QPSK	1	1	21.41	21.52	21.51
BW	MCS Index	Channel		503202	518598	534000
		Frequence (MHz)		2516.01	2592.99	2670
40M	DFT-s-OFDM QPSK	1	1	21.44	21.47	21.41

BW	MCS Index	Channel		502200	518598	534996
		Frequence (MHz)		2511	2592.99	2674.98
30M	DFT-s-OFDM QPSK	1	1	21.27	21.29	21.30
BW	MCS Index	Channel		501204	518598	535998
		Frequence (MHz)		2506.02	2592.99	2679.99
20M	DFT-s-OFDM QPSK	1	1	21.17	21.23	21.21

N77(Part 27Q)(ANT2):

n77 (SCS 30 kHz) (Ant2)						
BW	MCS Index	RB Size	RB Offset	/	Mid	/
		Channel		/	633334	/
		Frequence (MHz)		/	3500.01	/
100M	DFT-s-OFDM Pi/2 BPSK	1	1	/	20.20	/
		1	137	/	20.31	/
		1	271	/	19.77	/
		135	0	/	19.76	/
		135	69	/	20.01	/
		135	138	/	19.51	/
		270	0	/	19.55	/
	DFT-s-OFDM QPSK	1	1	/	20.57	/
		1	137	/	20.13	/
		1	271	/	20.05	/
		135	0	/	20.23	/
		135	69	/	20.45	/
		135	138	/	20.17	/
		270	0	/	20.28	/
	DFT-s-OFDM 16QAM	1	1	/	19.49	/
	DFT-s-OFDM 64QAM	1	1	/	17.82	/
	DFT-s-OFDM 256QAM	1	1	/	15.61	/
BW	MCS Index	Channel		632668	633334	634000
		Frequence (MHz)		3490.02	3500.01	3510
80M	DFT-s-OFDM QPSK	1	1	20.29	20.34	20.32
BW	MCS Index	Channel		632000	633334	634666
		Frequence (MHz)		3480	3500.01	3519.99
60M	DFT-s-OFDM QPSK	1	1	20.16	20.43	20.28
BW	MCS Index	Channel		631334	633334	635332
		Frequence (MHz)		3470.01	3500.01	3529.98
40M	DFT-s-OFDM QPSK	1	1	20.22	20.46	20.40
BW	MCS Index	Channel		631000	633334	635666
		Frequence (MHz)		3465	3500.01	3534.99
30M	DFT-s-OFDM QPSK	1	1	19.95	20.33	20.31
BW	MCS Index	Channel		630668	633334	636000
		Frequence (MHz)		3460.02	3500.01	3540
20M	DFT-s-OFDM QPSK	1	1	20.21	20.33	20.37