Rg	Frequency [MHz]	AVG Level [dBμV/m]	AVG Limit [dBμV/m]	AVG Margin [dB]	Correction [dB]	Polarization	Azimuth [deg]	Antenna Height [m]
1	5,145.700	36.37	54.00	17.63	10.76	V	144.3	2.00
1	5,149.950	36.37	54.00	17.63	10.77	V	144.3	2.00
1	5,233.250	74.06			10.91	V	219.2	1.00

REMARKS:

1. Emission Level = Read Level+ Antenna Factor + Cable Loss- Preamp Factor
   Margin value = Limit value- Emission level.
2. 5210MHz: Fundamental frequency.

5G WIFI-RU

802.11ax (20MHz) (RU26):

CHANNEL	TX Channel 36	**DETECTOR FUNCTION**	Peak (PK) Average (AV)
FREQUENCY RANGE	1GHz ~ 40GHz		

ANTENNA POLARITY & TEST DISTANCE: HORIZONTAL AT 3 M

Rg	Frequency [MHz]	PK+ Level [dBµV/m]	PK+ Limit [dBµV/m]	PK+ Margin [dB]	Correction [dB]	Polarization	Azimuth [deg]	Antenna Height [m]
1	5,140.600	51.60	74.00	22.40	3.34	H	354.9	2.00
1	5,150.000	50.80	74.00	23.20	3.38	H	354.9	2.00
1	5,181.100	91.91			3.60	H	145.4	1.00

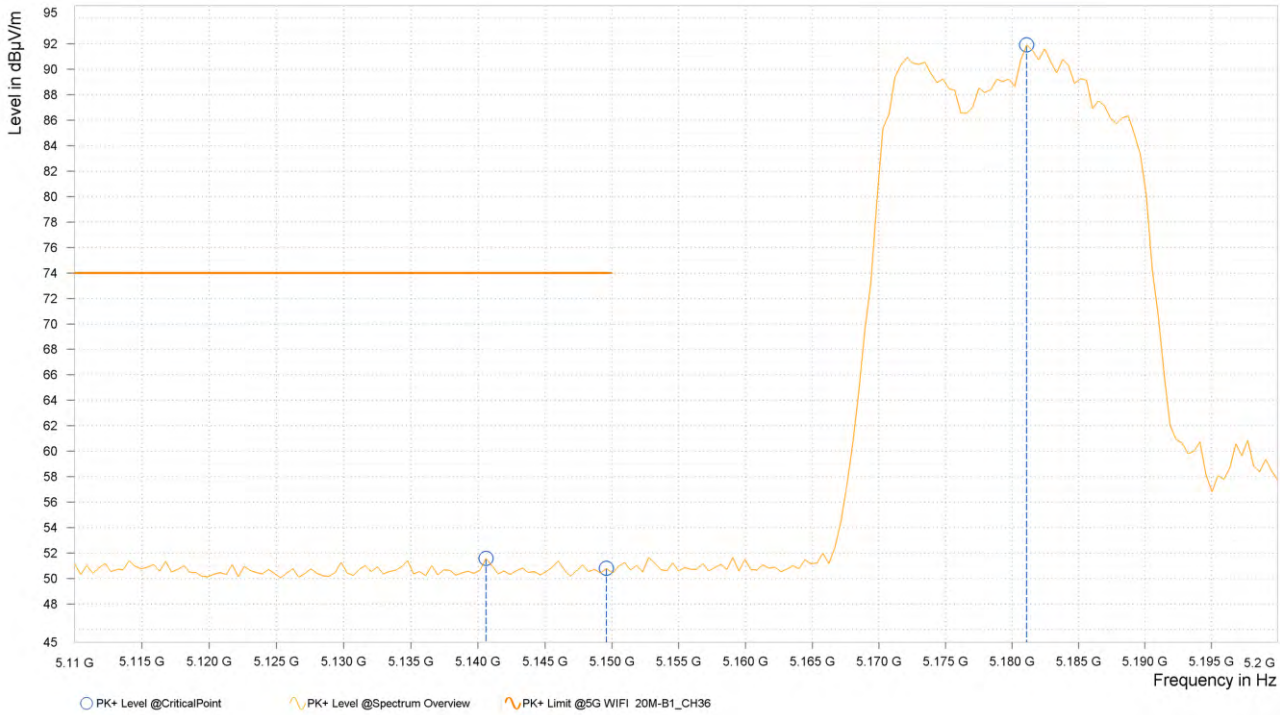

Rg	Frequency [MHz]	AVG Level [dBµV/m]	AVG Limit [dBµV/m]	AVG Margin [dB]	Correction [dB]	Polarization	Azimuth [deg]	Antenna Height [m]
1	5,113.150	36.86	54.00	17.14	3.21	H	1	1.00
1	5,150.000	36.66	54.00	17.34	3.38	H	0.9	2.00
1	5,173.000	68.68			3.54	H	62.8	2.00

ANTENNA POLARITY & TEST DISTANCE: VERTICAL AT 3 M

Rg	Frequency [MHz]	PK+ Level [dBµV/m]	PK+ Limit [dBµV/m]	PK+ Margin [dB]	Correction [dB]	Polarization	Azimuth [deg]	Antenna Height [m]
1	5,114.950	51.84	74.00	22.16	3.21	V	4.5	1.00
1	5,150.000	50.64	74.00	23.36	3.38	V	359.1	1.00
1	5,174.800	92.41			3.56	V	1	1.00

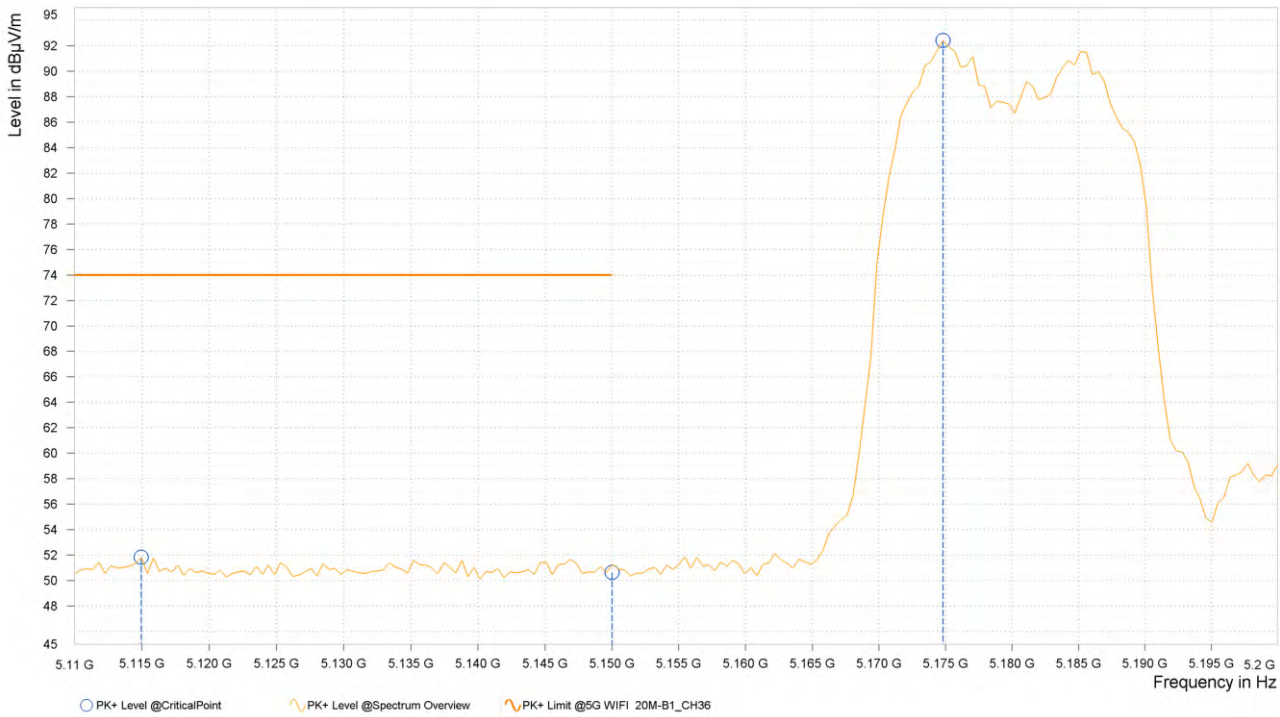

Rg	Frequency [MHz]	AVG Level [dBμV/m]	AVG Limit [dBμV/m]	AVG Margin [dB]	Correction [dB]	Polarization	Azimuth [deg]	Antenna Height [m]
1	5,114.050	36.80	54.00	17.20	3.21	V	359.1	1.00
1	5,150.000	36.69	54.00	17.31	3.38	V	96.4	1.00
1	5,175.700	70.67			3.56	V	1	1.00

REMARKS:

1. Emission Level = Read Level+ Antenna Factor + Cable Loss- Preamp Factor
   Margin value = Limit value – Emission level.
2. 5180MHz: Fundamental frequency.

802.11ax (20MHz) (RU26):

CHANNEL	TX Channel 40	**DETECTOR FUNCTION**	Peak (PK) Average (AV)
FREQUENCY RANGE	1GHz ~ 40GHz		

ANTENNA POLARITY & TEST DISTANCE: HORIZONTAL AT 3 M

Rg	Frequency [MHz]	PK+ Level [dBμV/m]	PK+ Limit [dBμV/m]	PK+ Margin [dB]	Correction [dB]	Polarization	Azimuth [deg]	Antenna Height [m]
2	5,146.300	51.91	74.00	22.09	3.37	H	145.4	1.00
2	5,150.000	51.09	74.00	22.91	3.39	H	66.5	2.00
2	5,205.700	89.01			3.68	H	352.6	1.00

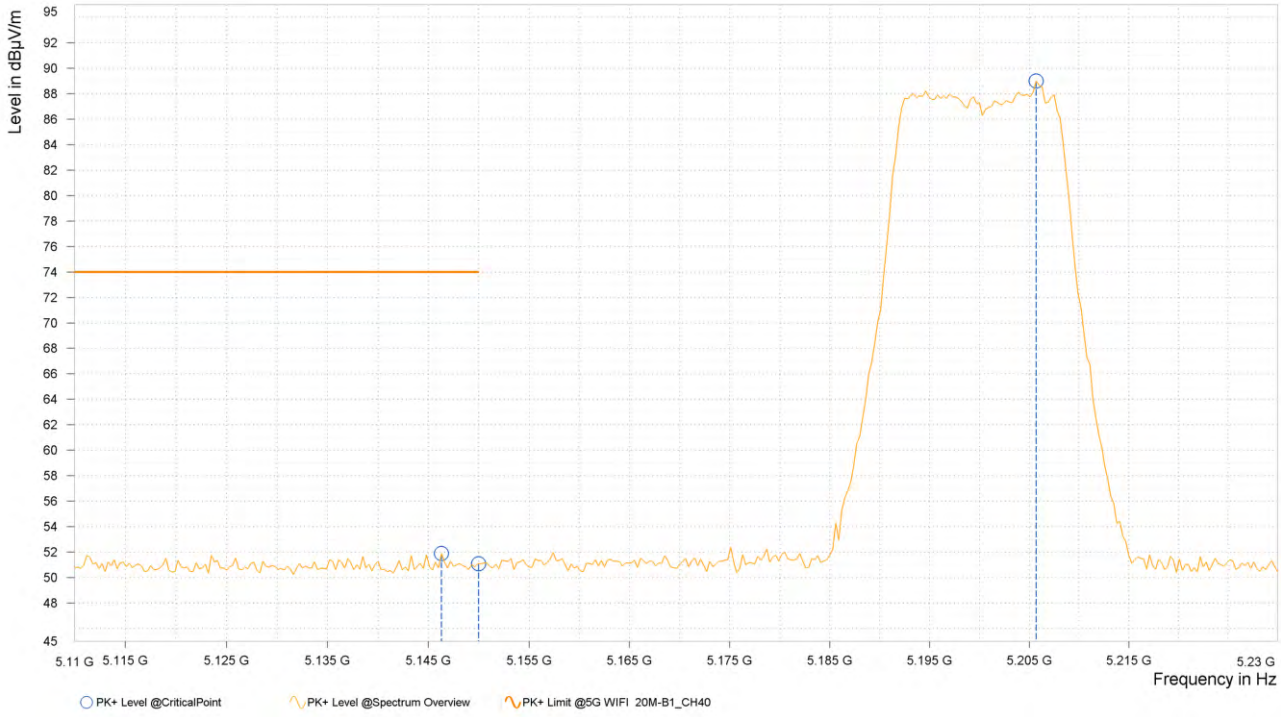

Rg	Frequency [MHz]	AVG Level [dBµV/m]	AVG Limit [dBµV/m]	AVG Margin [dB]	Correction [dB]	Polarization	Azimuth [deg]	Antenna Height [m]
2	5,114.500	37.11	54.00	16.89	3.21	H	1	1.00
2	5,150.000	36.94	54.00	17.06	3.38	H	359	2.00
2	5,192.800	68.56			3.68	H	1	1.00

ANTENNA POLARITY & TEST DISTANCE: VERTICAL AT 3 M

Rg	Frequency [MHz]	PK+ Level [dBμV/m]	PK+ Limit [dBμV/m]	PK+ Margin [dB]	Correction [dB]	Polarization	Azimuth [deg]	Antenna Height [m]
2	5,147.500	52.45	74.00	21.55	3.37	V	64.1	2.00
2	5,150.000	50.69	74.00	23.31	3.39	V	315.1	2.00
2	5,205.700	91.90			3.68	V	359.1	1.00

Rg	Frequency [MHz]	AVG Level [dBμV/m]	AVG Limit [dBμV/m]	AVG Margin [dB]	Correction [dB]	Polarization	Azimuth [deg]	Antenna Height [m]
2	5,137.000	37.03	54.00	16.97	3.32	V	355.6	2.00
2	5,150.000	36.88	54.00	17.12	3.38	V	5	1.00
2	5,195.800	75.27			3.70	V	280.4	1.00

REMARKS:

1. Emission Level = Read Level+ Antenna Factor + Cable Loss- Preamp Factor
   Margin value = Limit value – Emission level.
2. 5180MHz: Fundamental frequency.

802.11ax (20MHz) (RU26):

CHANNEL	TX Channel 48	**DETECTOR FUNCTION**	Peak (PK) Average (AV)
FREQUENCY RANGE	1GHz ~ 40GHz		

ANTENNA POLARITY & TEST DISTANCE: HORIZONTAL AT 3 M

Rg	Frequency [MHz]	PK+ Level [dBμV/m]	PK+ Limit [dBμV/m]	PK+ Margin [dB]	Correction [dB]	Polarization	Azimuth [deg]	Antenna Height [m]
3	5,122.375	51.98	74.00	22.02	3.25	H	5.2	1.00
3	5,150.000	51.17	74.00	22.83	3.38	H	354.9	2.00
3	5,234.875	86.96			3.59	H	359.1	1.00

Rg	Frequency [MHz]	AVG Level [dBµV/m]	AVG Limit [dBµV/m]	AVG Margin [dB]	Correction [dB]	Polarization	Azimuth [deg]	Antenna Height [m]
3	5,112.625	37.45	54.00	16.55	3.20	H	1	1.00
3	5,150.000	37.33	54.00	16.67	3.38	H	359.1	1.00
3	5,233.000	75.69			3.59	H	200.4	2.00

ANTENNA POLARITY & TEST DISTANCE: VERTICAL AT 3 M

Rg	Frequency [MHz]	PK+ Level [dBμV/m]	PK+ Limit [dBμV/m]	PK+ Margin [dB]	Correction [dB]	Polarization	Azimuth [deg]	Antenna Height [m]
3	5,146.375	51.97	74.00	22.03	3.37	V	355	2.00
3	5,150.000	51.32	74.00	22.68	3.38	V	359.1	1.00
3	5,245.750	88.04			3.55	V	1	1.00

Rg	Frequency [MHz]	AVG Level [dBμV/m]	AVG Limit [dBμV/m]	AVG Margin [dB]	Correction [dB]	Polarization	Azimuth [deg]	Antenna Height [m]
3	5,112.625	37.45	54.00	16.55	3.20	V	359	2.00
3	5,150.000	37.34	54.00	16.66	3.38	V	110.6	2.00
3	5,234.875	79.36			3.59	V	313.9	2.00

REMARKS:

1. Emission Level = Read Level+ Antenna Factor + Cable Loss- Preamp Factor
   Margin value = Limit value – Emission level.
2. 5180MHz: Fundamental frequency.

802.11ax (20MHz) (RU52):

CHANNEL	TX Channel 36	**DETECTOR FUNCTION**	Peak (PK) Average (AV)
FREQUENCY RANGE	1GHz ~ 40GHz		

ANTENNA POLARITY & TEST DISTANCE: HORIZONTAL AT 3 M

Rg	Frequency [MHz]	PK+ Level [dBµV/m]	PK+ Limit [dBµV/m]	PK+ Margin [dB]	Correction [dB]	Polarization	Azimuth [deg]	Antenna Height [m]
1	5,146.450	52.10	74.00	21.90	3.37	H	4.5	1.00
1	5,150.000	50.79	74.00	23.21	3.38	H	4.5	1.00
1	5,185.150	95.71			3.63	H	209.9	2.00

Rg	Frequency [MHz]	AVG Level [dBμV/m]	AVG Limit [dBμV/m]	AVG Margin [dB]	Correction [dB]	Polarization	Azimuth [deg]	Antenna Height [m]
1	5,113.600	37.01	54.00	16.99	3.21	H	1	1.00
1	5,150.000	36.88	54.00	17.12	3.38	H	4.6	1.00
1	5,184.700	75.40			3.62	H	1	1.00

ANTENNA POLARITY & TEST DISTANCE: VERTICAL AT 3 M

Rg	Frequency [MHz]	PK+ Level [dBμV/m]	PK+ Limit [dBμV/m]	PK+ Margin [dB]	Correction [dB]	Polarization	Azimuth [deg]	Antenna Height [m]
1	5,137.450	51.99	74.00	22.01	3.32	V	1	2.00
1	5,150.000	50.60	74.00	23.40	3.38	V	354.9	2.00
1	5,177.050	97.11			3.57	V	209.9	2.00

Rg	Frequency [MHz]	AVG Level [dBμV/m]	AVG Limit [dBμV/m]	AVG Margin [dB]	Correction [dB]	Polarization	Azimuth [deg]	Antenna Height [m]
1	5,134.750	37.04	54.00	16.96	3.31	V	359.1	1.00
1	5,150.000	36.92	54.00	17.08	3.38	V	251.8	1.00
1	5,183.350	78.20			3.61	V	251.8	1.00

REMARKS:

1. Emission Level = Read Level+ Antenna Factor + Cable Loss- Preamp Factor
   Margin value = Limit value – Emission level.
2. 5180MHz: Fundamental frequency.

802.11ax (20MHz) (RU52):

CHANNEL	TX Channel 40	**DETECTOR FUNCTION**	Peak (PK) Average (AV)
FREQUENCY RANGE	1GHz ~ 40GHz		

ANTENNA POLARITY & TEST DISTANCE: HORIZONTAL AT 3 M

Rg	Frequency [MHz]	PK+ Level [dBμV/m]	PK+ Limit [dBμV/m]	PK+ Margin [dB]	Correction [dB]	Polarization	Azimuth [deg]	Antenna Height [m]
2	5,134.900	51.93	74.00	22.07	3.31	H	1	1.00
2	5,150.000	51.20	74.00	22.80	3.39	H	312.7	2.00
2	5,194.900	93.45			3.69	H	1	1.00

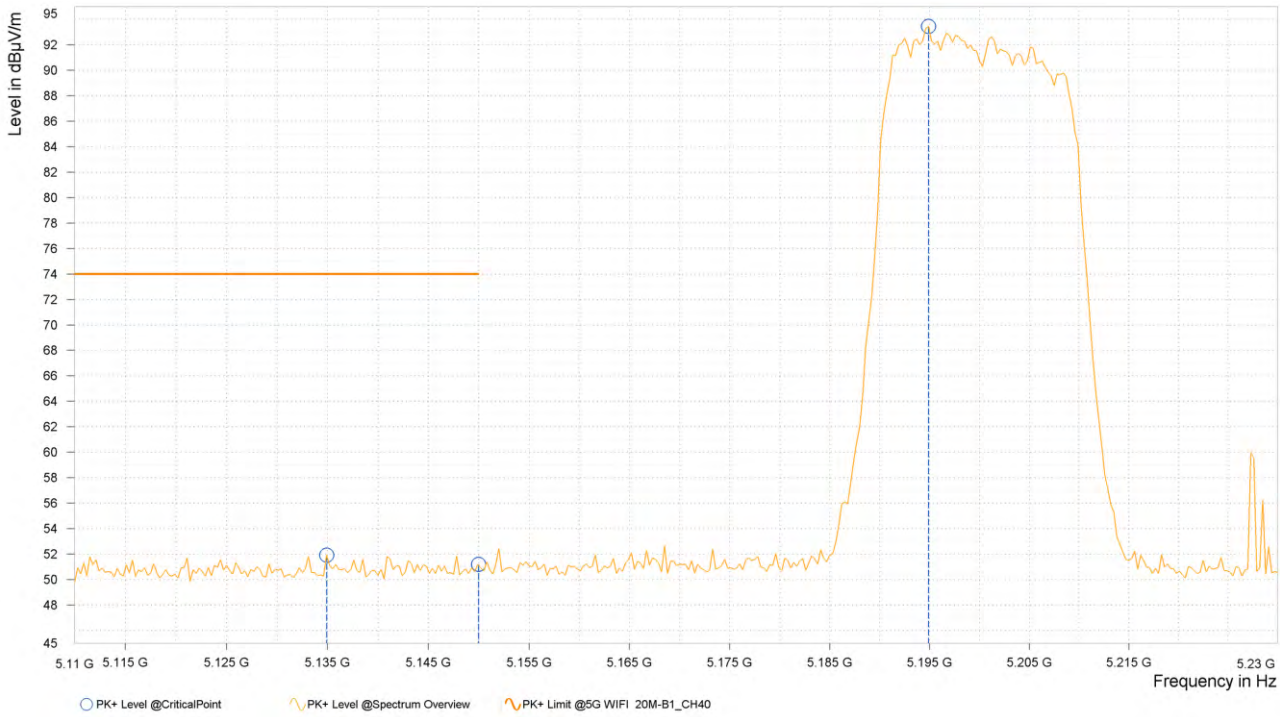

Rg	Frequency [MHz]	AVG Level [dBµV/m]	AVG Limit [dBµV/m]	AVG Margin [dB]	Correction [dB]	Polarization	Azimuth [deg]	Antenna Height [m]
2	5,114.800	37.01	54.00	16.99	3.21	H	1.3	2.00
2	5,150.000	36.89	54.00	17.11	3.39	H	348.7	1.00
2	5,195.800	75.16			3.70	H	1	1.00

ANTENNA POLARITY & TEST DISTANCE: VERTICAL AT 3 M

Rg	Frequency [MHz]	PK+ Level [dBµV/m]	PK+ Limit [dBµV/m]	PK+ Margin [dB]	Correction [dB]	Polarization	Azimuth [deg]	Antenna Height [m]
2	5,143.000	51.97	74.00	22.03	3.35	V	1	1.00
2	5,150.000	50.26	74.00	23.74	3.39	V	359.1	1.00
2	5,197.900	96.58			3.70	V	312.7	2.00

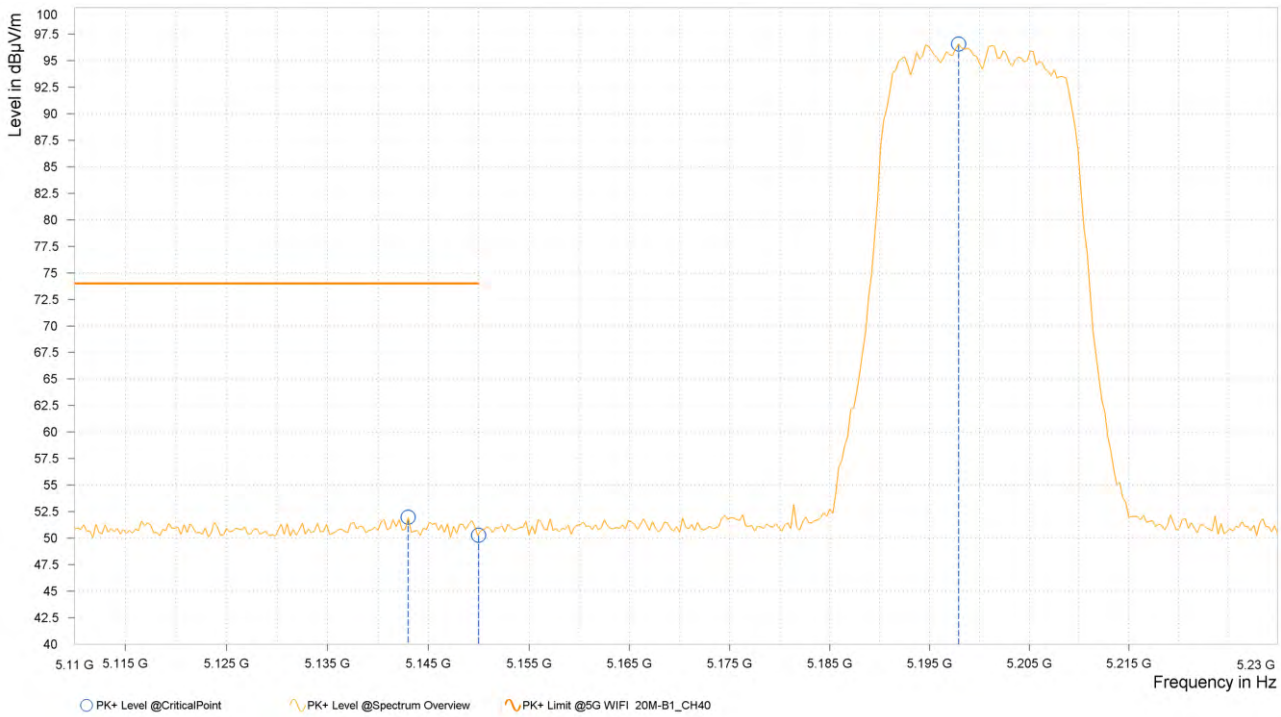

Rg	Frequency [MHz]	AVG Level [dBμV/m]	AVG Limit [dBμV/m]	AVG Margin [dB]	Correction [dB]	Polarization	Azimuth [deg]	Antenna Height [m]
2	5,135.200	37.07	54.00	16.93	3.31	V	359.1	1.00
2	5,150.000	36.94	54.00	17.06	3.38	V	339	2.00
2	5,195.800	78.11			3.70	V	359.1	1.00

REMARKS:

1. Emission Level = Read Level+ Antenna Factor + Cable Loss- Preamp Factor
   Margin value = Limit value – Emission level.
2. 5180MHz: Fundamental frequency.

802.11ax (20MHz) (RU52):

CHANNEL	TX Channel 48	**DETECTOR FUNCTION**	Peak (PK) Average (AV)
FREQUENCY RANGE	1GHz ~ 40GHz		

ANTENNA POLARITY & TEST DISTANCE: HORIZONTAL AT 3 M

Rg	Frequency [MHz]	PK+ Level [dBμV/m]	PK+ Limit [dBμV/m]	PK+ Margin [dB]	Correction [dB]	Polarization	Azimuth [deg]	Antenna Height [m]
3	5,129.875	51.72	74.00	22.28	3.29	H	47.4	1.00
3	5,150.000	50.99	74.00	23.01	3.38	H	1	1.00
3	5,240.875	91.67			3.57	H	208.7	2.00

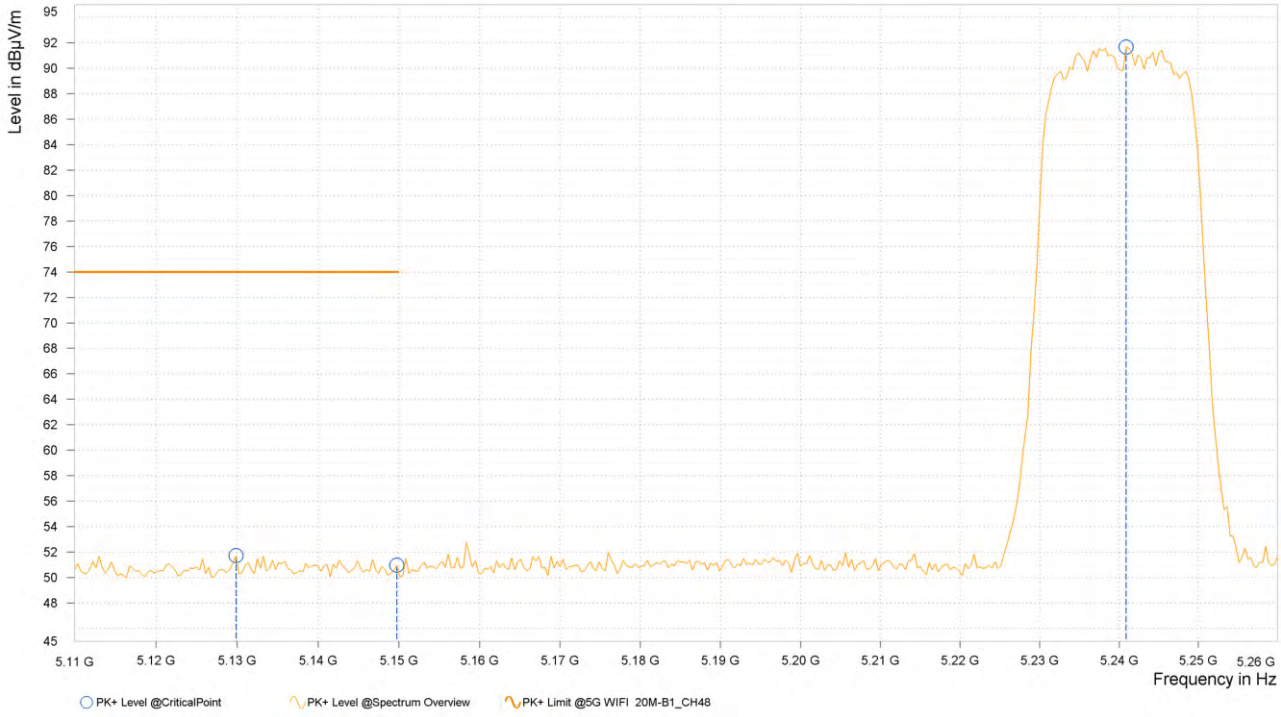

Rg	Frequency [MHz]	AVG Level [dBµV/m]	AVG Limit [dBµV/m]	AVG Margin [dB]	Correction [dB]	Polarization	Azimuth [deg]	Antenna Height [m]
3	5,112.250	37.00	54.00	17.00	3.20	H	298.4	1.00
3	5,150.000	36.86	54.00	17.14	3.38	H	11.8	1.00
3	5,244.625	73.81			3.56	H	359.1	1.00

ANTENNA POLARITY & TEST DISTANCE: VERTICAL AT 3 M

Rg	Frequency [MHz]	PK+ Level [dBμV/m]	PK+ Limit [dBμV/m]	PK+ Margin [dB]	Correction [dB]	Polarization	Azimuth [deg]	Antenna Height [m]
3	5,131.375	52.48	74.00	21.52	3.29	V	359	2.00
3	5,150.000	50.93	74.00	23.07	3.38	V	2.6	2.00
3	5,241.250	95.73			3.57	V	359	1.00

Rg	Frequency [MHz]	AVG Level [dBμV/m]	AVG Limit [dBμV/m]	AVG Margin [dB]	Correction [dB]	Polarization	Azimuth [deg]	Antenna Height [m]
3	5,113.750	36.99	54.00	17.01	3.21	V	359	1.00
3	5,150.000	36.89	54.00	17.11	3.38	V	359	1.00
3	5,243.500	77.20			3.56	V	351.3	1.00

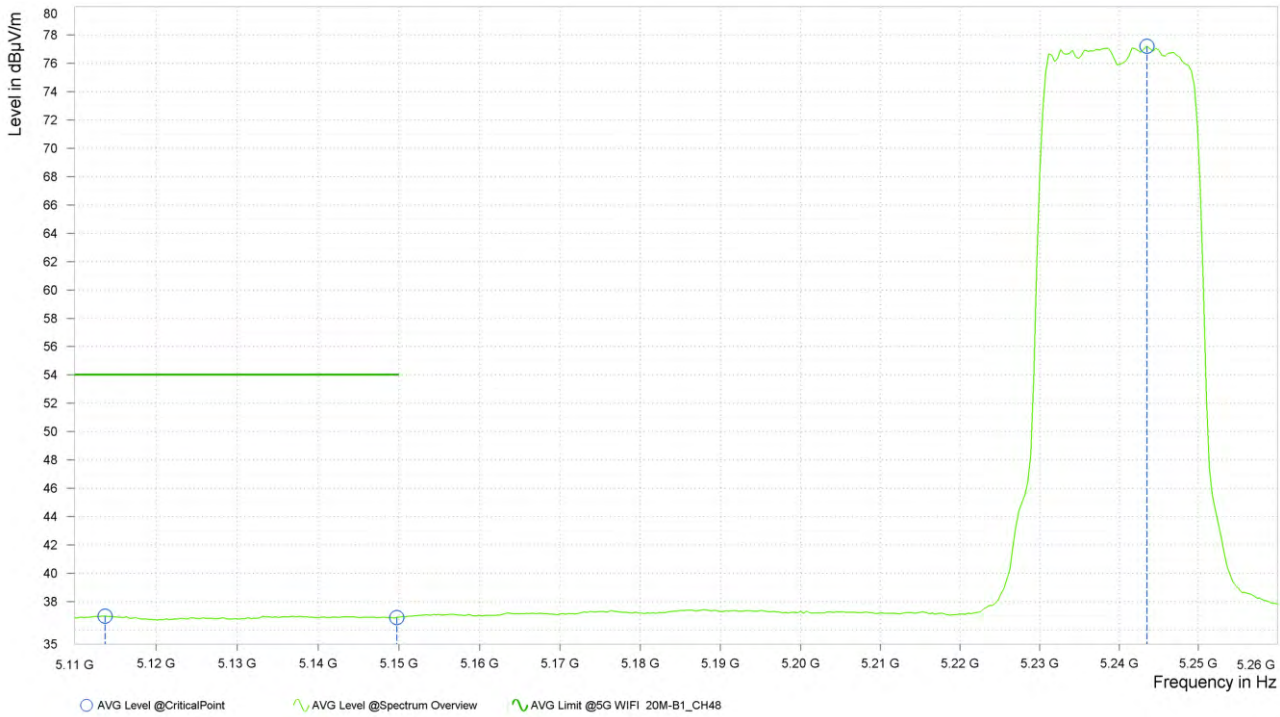

REMARKS:

1. Emission Level = Read Level+ Antenna Factor + Cable Loss- Preamp Factor
   Margin value = Limit value – Emission level.
2. 5180MHz: Fundamental frequency.

802.11ax (20MHz) (RU106):

CHANNEL	TX Channel 36	**DETECTOR FUNCTION**	Peak (PK) Average (AV)
FREQUENCY RANGE	1GHz ~ 40GHz		

ANTENNA POLARITY & TEST DISTANCE: HORIZONTAL AT 3 M

Rg	Frequency [MHz]	PK+ Level [dBμV/m]	PK+ Limit [dBμV/m]	PK+ Margin [dB]	Correction [dB]	Polarization	Azimuth [deg]	Antenna Height [m]
1	5,145.550	52.30	74.00	21.70	3.36	H	359	2.00
1	5,150.000	51.27	74.00	22.73	3.38	H	0.9	2.00
1	5,181.100	94.85			3.60	H	359.1	1.00

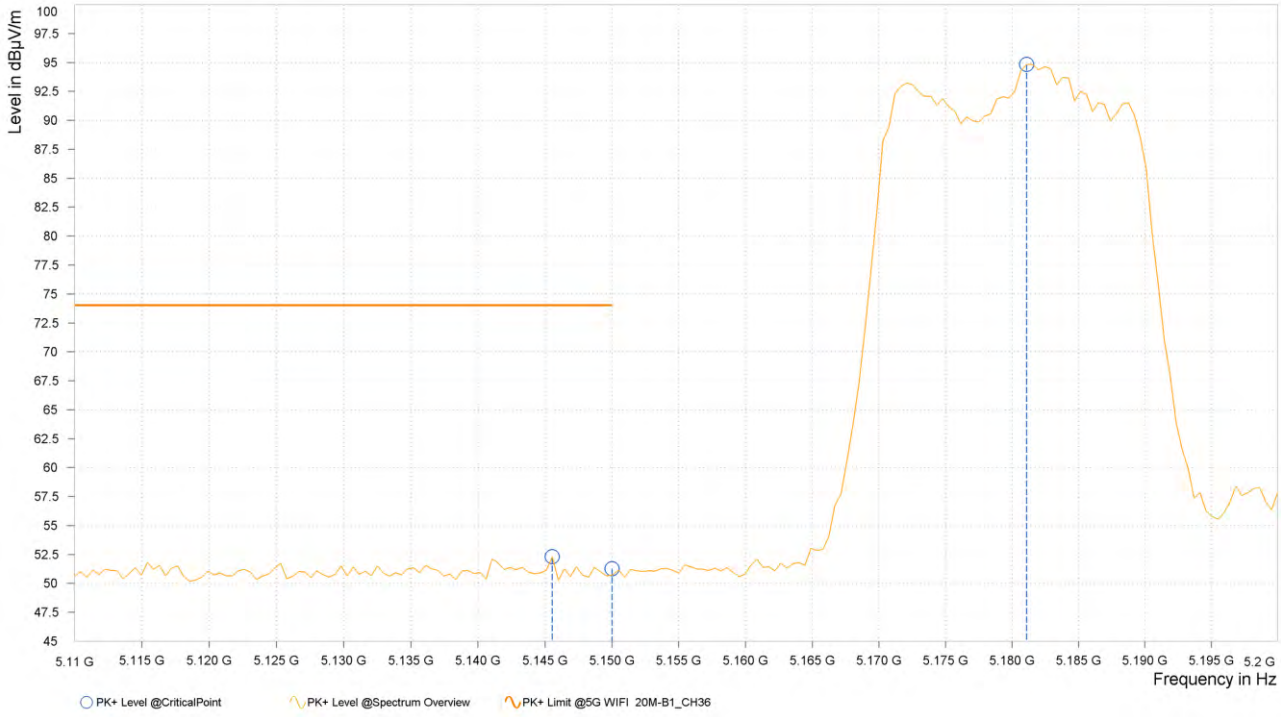

Rg	Frequency [MHz]	AVG Level [dBµV/m]	AVG Limit [dBµV/m]	AVG Margin [dB]	Correction [dB]	Polarization	Azimuth [deg]	Antenna Height [m]
1	5,113.600	37.04	54.00	16.96	3.21	H	24.6	2.00
1	5,150.000	36.92	54.00	17.08	3.38	H	198	1.00
1	5,182.000	76.71			3.61	H	348.1	1.00

ANTENNA POLARITY & TEST DISTANCE: VERTICAL AT 3 M

Rg	Frequency [MHz]	PK+ Level [dBµV/m]	PK+ Limit [dBµV/m]	PK+ Margin [dB]	Correction [dB]	Polarization	Azimuth [deg]	Antenna Height [m]
1	5,146.900	52.81	74.00	21.19	3.37	V	359.1	1.00
1	5,150.000	51.58	74.00	22.42	3.38	V	152.6	1.00
1	5,181.100	99.25			3.60	V	209.9	2.00

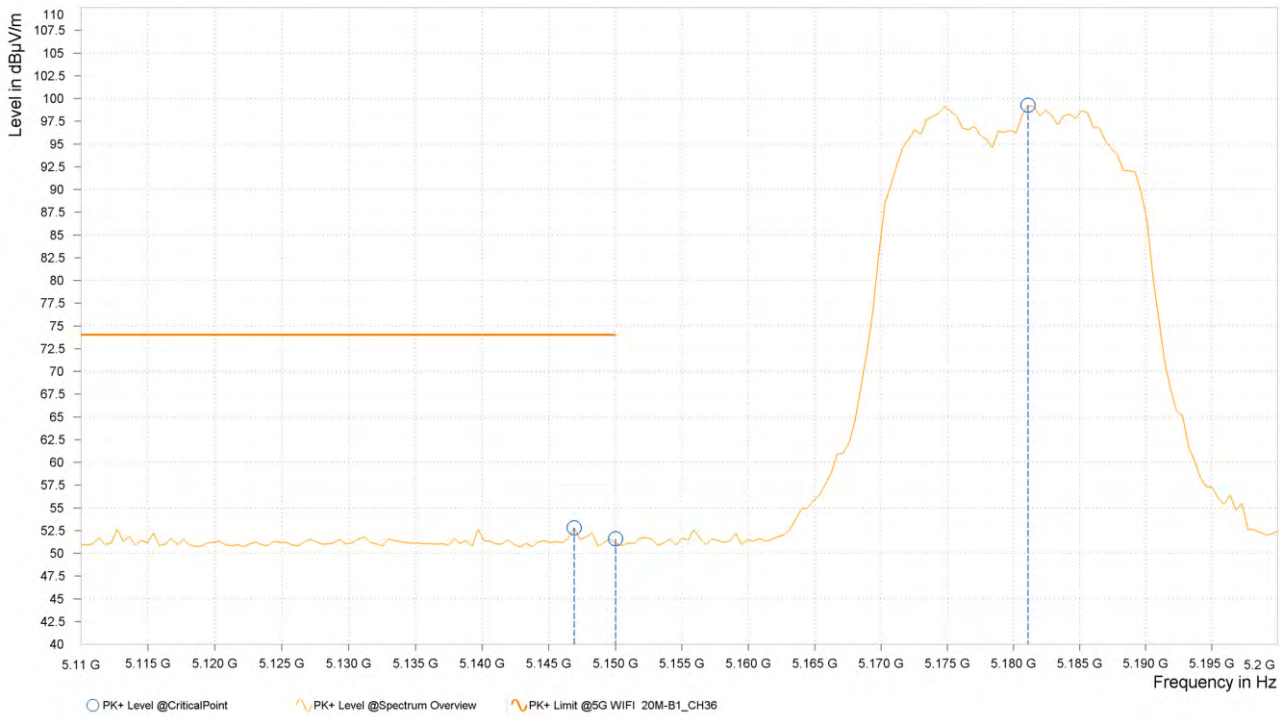

Rg	Frequency [MHz]	AVG Level [dBµV/m]	AVG Limit [dBµV/m]	AVG Margin [dB]	Correction [dB]	Polarization	Azimuth [deg]	Antenna Height [m]
1	5,114.050	37.19	54.00	16.81	3.21	V	359	1.00
1	5,150.000	37.06	54.00	16.94	3.38	V	221.8	2.00
1	5,184.700	79.43			3.62	V	359	1.00

REMARKS:

1. Emission Level = Read Level+ Antenna Factor + Cable Loss- Preamp Factor
   Margin value = Limit value – Emission level.
2. 5180MHz: Fundamental frequency.

802.11ax (20MHz) (RU106):

CHANNEL	TX Channel 40	**DETECTOR FUNCTION**	Peak (PK) Average (AV)
FREQUENCY RANGE	1GHz ~ 40GHz		

ANTENNA POLARITY & TEST DISTANCE: HORIZONTAL AT 3 M

Rg	Frequency [MHz]	PK+ Level [dBμV/m]	PK+ Limit [dBμV/m]	PK+ Margin [dB]	Correction [dB]	Polarization	Azimuth [deg]	Antenna Height [m]
2	5,142.700	52.07	74.00	21.93	3.35	H	105.9	2.00
2	5,150.000	50.76	74.00	23.24	3.39	H	9.4	2.00
2	5,201.200	97.04			3.70	H	359	1.00

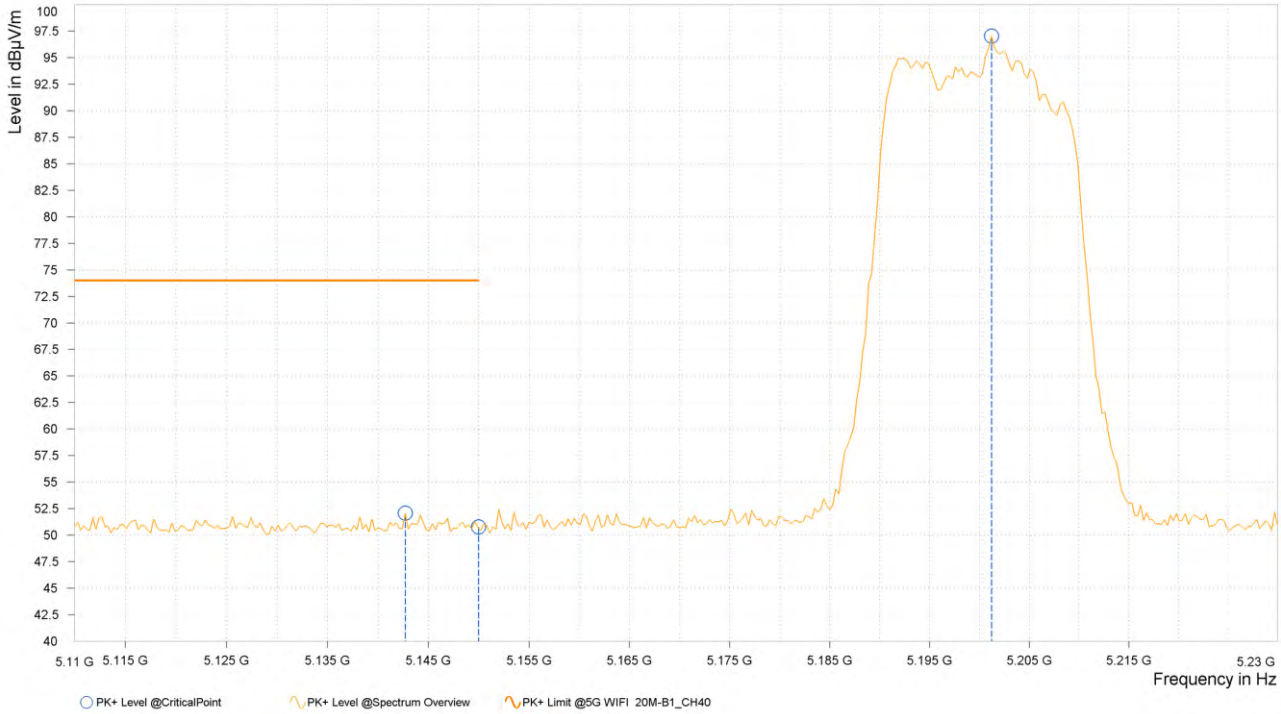

Rg	Frequency [MHz]	AVG Level [dBµV/m]	AVG Limit [dBµV/m]	AVG Margin [dB]	Correction [dB]	Polarization	Azimuth [deg]	Antenna Height [m]
2	5,113.600	37.12	54.00	16.88	3.21	H	0.9	2.00
2	5,150.000	36.95	54.00	17.05	3.39	H	359.1	1.00
2	5,201.800	78.51			3.70	H	4.6	1.00

ANTENNA POLARITY & TEST DISTANCE: VERTICAL AT 3 M

Rg	Frequency [MHz]	PK+ Level [dBµV/m]	PK+ Limit [dBµV/m]	PK+ Margin [dB]	Correction [dB]	Polarization	Azimuth [deg]	Antenna Height [m]
2	5,134.600	52.07	74.00	21.93	3.31	V	103.5	1.00
2	5,150.000	51.21	74.00	22.79	3.39	V	1	2.00
2	5,194.900	97.92			3.69	V	1	1.00

Rg	Frequency [MHz]	AVG Level [dBμV/m]	AVG Limit [dBμV/m]	AVG Margin [dB]	Correction [dB]	Polarization	Azimuth [deg]	Antenna Height [m]
2	5,113.600	37.00	54.00	17.00	3.21	V	359	1.00
2	5,150.000	36.88	54.00	17.12	3.39	V	258.9	1.00
2	5,201.500	79.74			3.70	V	206.2	2.00

REMARKS:

1. Emission Level = Read Level+ Antenna Factor + Cable Loss- Preamp Factor
   Margin value = Limit value – Emission level.
2. 5180MHz: Fundamental frequency.

802.11ax (20MHz) (RU106):

CHANNEL	TX Channel 48	**DETECTOR FUNCTION**	Peak (PK) Average (AV)
FREQUENCY RANGE	1GHz ~ 40GHz		

ANTENNA POLARITY & TEST DISTANCE: HORIZONTAL AT 3 M

Rg	Frequency [MHz]	PK+ Level [dBμV/m]	PK+ Limit [dBμV/m]	PK+ Margin [dB]	Correction [dB]	Polarization	Azimuth [deg]	Antenna Height [m]
3	5,111.875	51.81	74.00	22.19	3.20	H	103.6	2.00
3	5,150.000	50.73	74.00	23.27	3.38	H	1	1.00
3	5,241.250	95.36			3.57	H	51	2.00

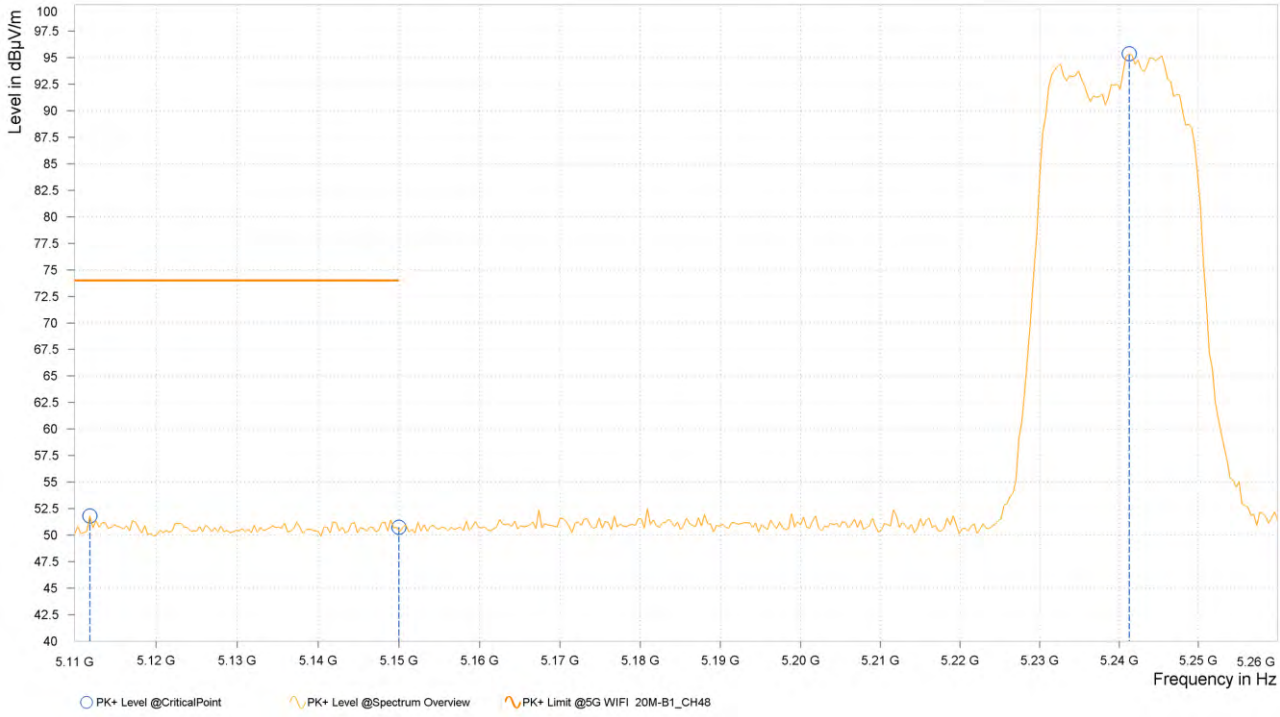

Rg	Frequency [MHz]	AVG Level [dBμV/m]	AVG Limit [dBμV/m]	AVG Margin [dB]	Correction [dB]	Polarization	Azimuth [deg]	Antenna Height [m]
3	5,144.875	36.99	54.00	17.01	3.36	H	5.2	1.00
3	5,150.000	36.78	54.00	17.22	3.38	H	359	1.00
3	5,244.625	73.63			3.56	H	5.2	1.00

ANTENNA POLARITY & TEST DISTANCE: VERTICAL AT 3 M

Rg	Frequency [MHz]	PK+ Level [dBμV/m]	PK+ Limit [dBμV/m]	PK+ Margin [dB]	Correction [dB]	Polarization	Azimuth [deg]	Antenna Height [m]
3	5,146.750	51.82	74.00	22.18	3.37	V	311.5	2.00
3	5,150.000	50.96	74.00	23.04	3.38	V	1	1.00
3	5,241.250	97.73			3.57	V	207.4	2.00

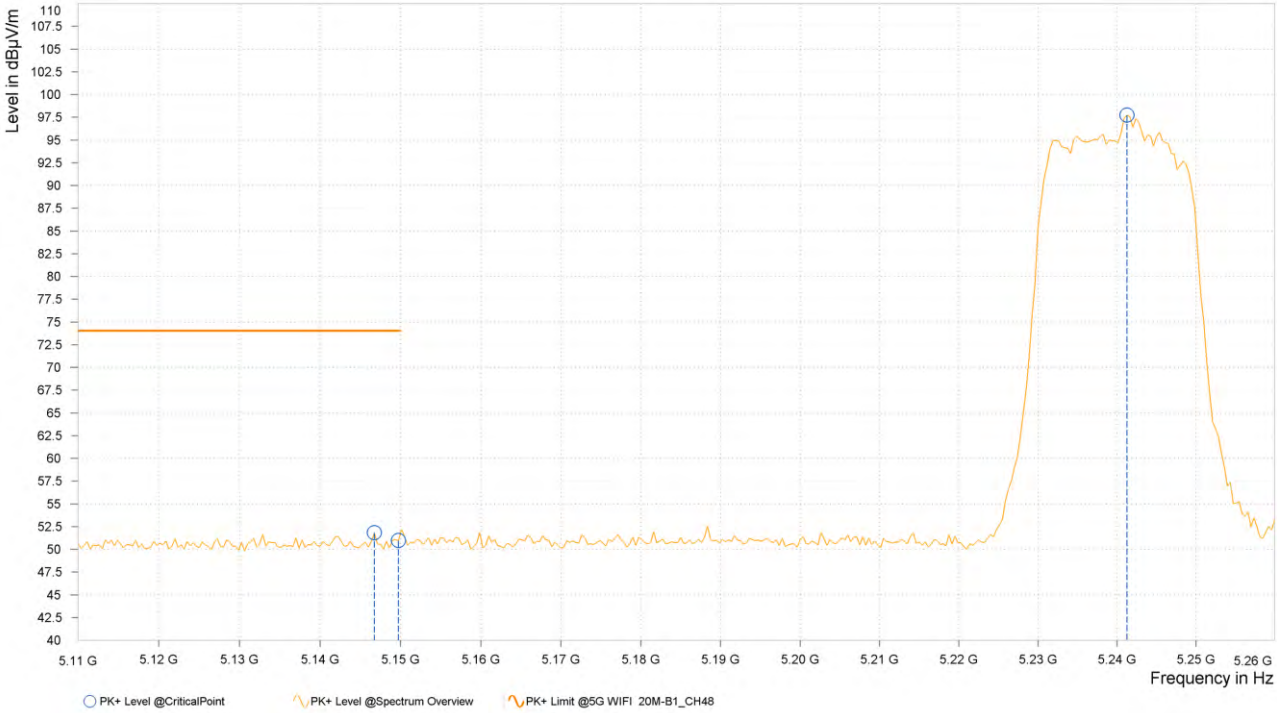

Rg	Frequency [MHz]	AVG Level [dBμV/m]	AVG Limit [dBμV/m]	AVG Margin [dB]	Correction [dB]	Polarization	Azimuth [deg]	Antenna Height [m]
3	5,114.875	36.95	54.00	17.05	3.21	V	1	2.00
3	5,150.000	36.77	54.00	17.23	3.38	V	354.9	2.00
3	5,236.000	78.44			3.58	V	16.2	1.00

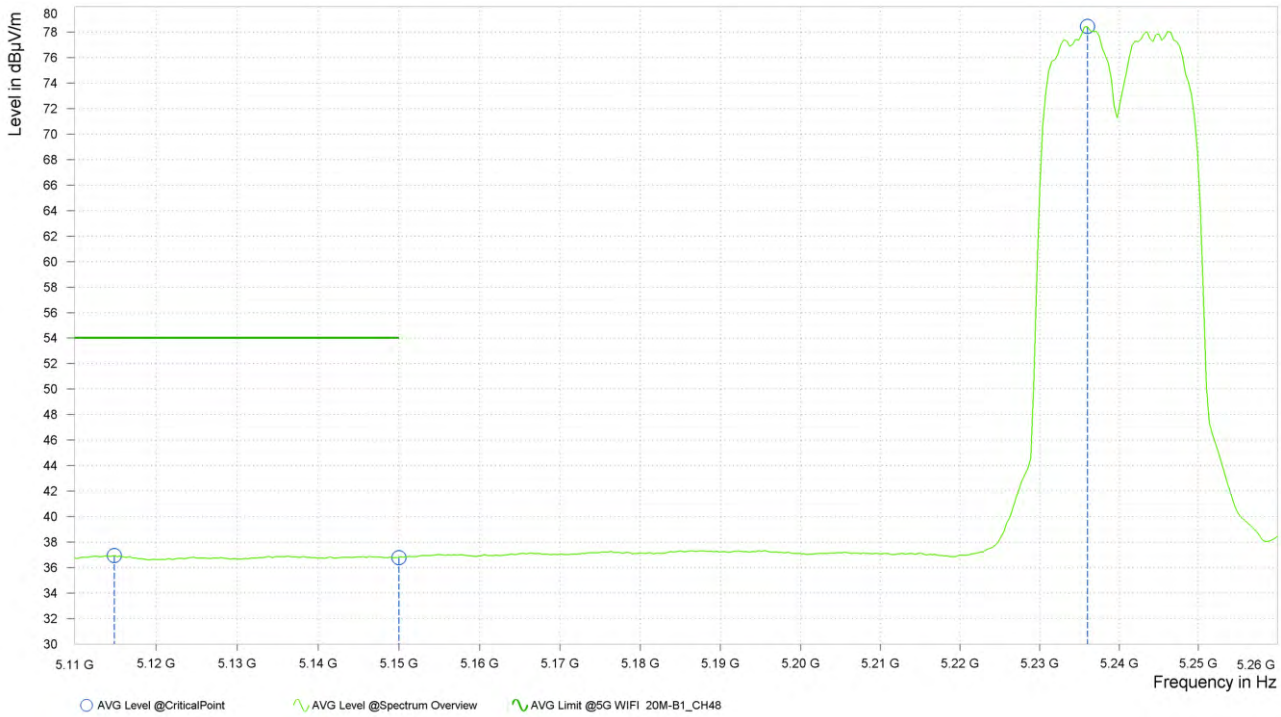

REMARKS:

1. Emission Level = Read Level+ Antenna Factor + Cable Loss- Preamp Factor
   Margin value = Limit value – Emission level.
2. 5180MHz: Fundamental frequency.

802.11ax (20MHz) (RU242):

CHANNEL	TX Channel 36	**DETECTOR FUNCTION**	Peak (PK) Average (AV)
FREQUENCY RANGE	1GHz ~ 40GHz		

ANTENNA POLARITY & TEST DISTANCE: HORIZONTAL AT 3 M

Rg	Frequency [MHz]	PK+ Level [dBµV/m]	PK+ Limit [dBµV/m]	PK+ Margin [dB]	Correction [dB]	Polarization	Azimuth [deg]	Antenna Height [m]
1	5,126.200	52.64	74.00	21.36	3.27	H	5	1.00
1	5,150.000	51.38	74.00	22.62	3.38	H	1	2.00
1	5,181.100	95.10			3.60	H	44.9	2.00

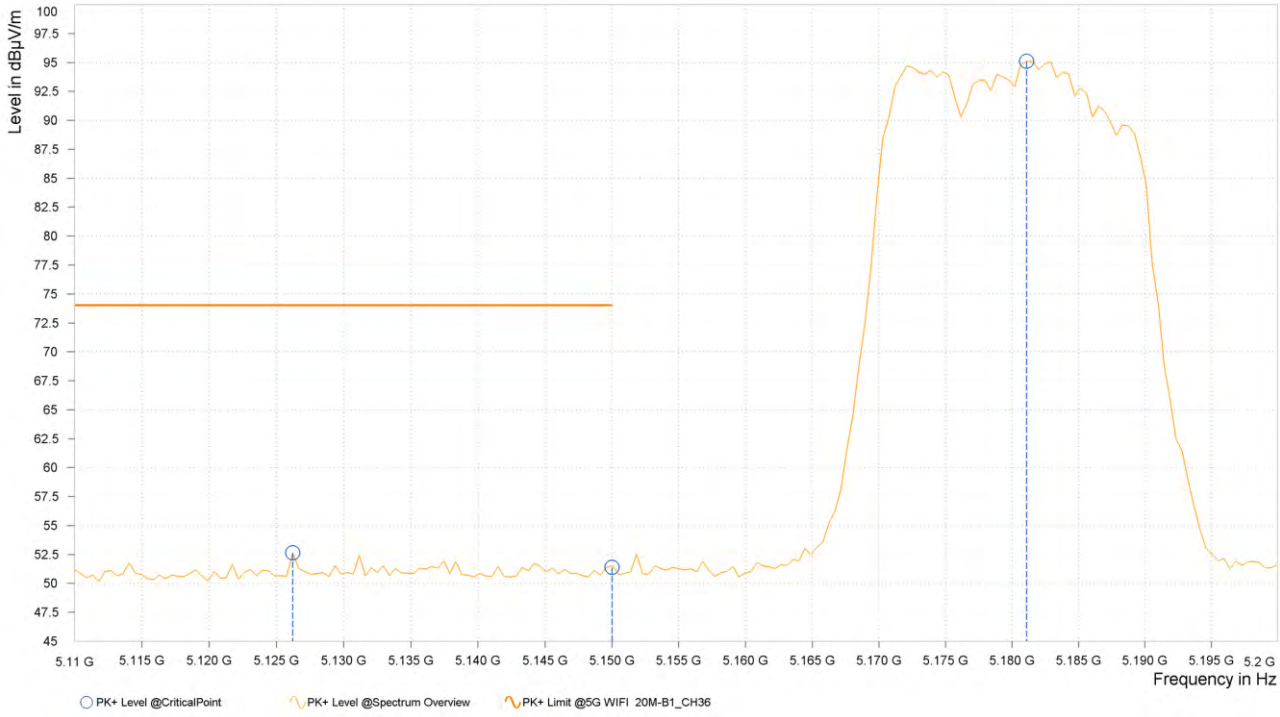

Rg	Frequency [MHz]	AVG Level [dBμV/m]	AVG Limit [dBμV/m]	AVG Margin [dB]	Correction [dB]	Polarization	Azimuth [deg]	Antenna Height [m]
1	5,114.050	36.98	54.00	17.02	3.21	H	359	1.00
1	5,150.000	36.88	54.00	17.12	3.38	H	41.4	2.00
1	5,182.000	79.12			3.61	H	41.4	2.00

ANTENNA POLARITY & TEST DISTANCE: VERTICAL AT 3 M

Rg	Frequency [MHz]	AVG Level [dBµV/m]	AVG Limit [dBµV/m]	AVG Margin [dB]	Correction [dB]	Polarization	Azimuth [deg]	Antenna Height [m]
1	5,113.150	37.07	54.00	16.93	3.21	V	94	2.00
1	5,150.000	36.97	54.00	17.03	3.38	V	199.1	2.00
1	5,183.350	81.28			3.61	V	308	2.00

Rg	Frequency [MHz]	PK+ Level [dBμV/m]	PK+ Limit [dBμV/m]	PK+ Margin [dB]	Correction [dB]	Polarization	Azimuth [deg]	Antenna Height [m]
1	5,119.900	52.25	74.00	21.75	3.24	V	201.5	2.00
1	5,150.000	50.96	74.00	23.04	3.38	V	309.2	2.00
1	5,174.800	97.04			3.56	V	1	1.00

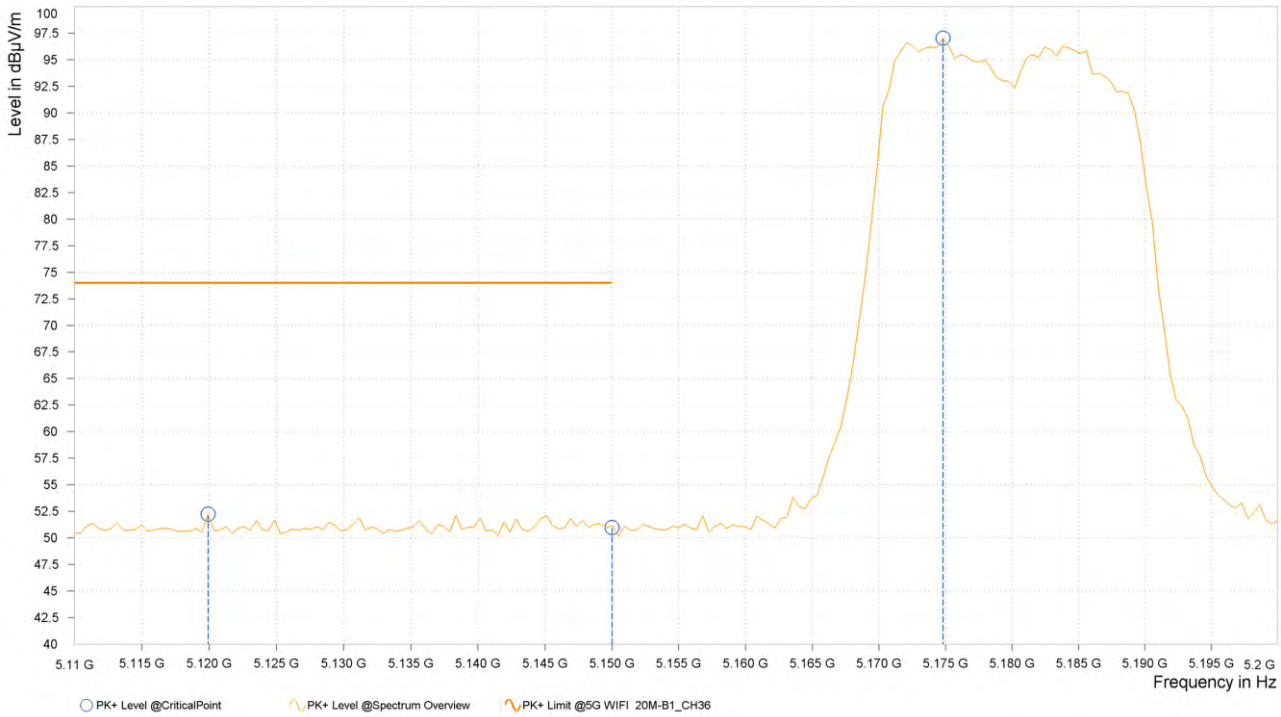

REMARKS:

1. Emission Level = Read Level+ Antenna Factor + Cable Loss- Preamp Factor
   Margin value = Limit value – Emission level.
2. 5180MHz: Fundamental frequency.

CHANNEL	TX Channel 40	DETECTOR FUNCTION	Peak (PK) Average (AV)
FREQUENCY RANGE	1GHz ~ 40GHz		

ANTENNA POLARITY & TEST DISTANCE: HORIZONTAL AT 3 M

Rg	Frequency [MHz]	PK+ Level [dBµV/m]	PK+ Limit [dBµV/m]	PK+ Margin [dB]	Correction [dB]	Polarization	Azimuth [deg]	Antenna Height [m]
2	5,126.500	51.94	74.00	22.06	3.27	H	56.9	1.00
2	5,150.000	51.65	74.00	22.35	3.38	H	147.7	2.00
2	5,201.200	95.06			3.70	H	0.9	2.00

Rg	Frequency [MHz]	AVG Level [dBμV/m]	AVG Limit [dBμV/m]	AVG Margin [dB]	Correction [dB]	Polarization	Azimuth [deg]	Antenna Height [m]
2	5,113.000	37.00	54.00	17.00	3.20	H	359	2.00
2	5,150.000	36.95	54.00	17.05	3.38	H	0.9	2.00
2	5,201.500	79.24			3.70	H	0.9	2.00

ANTENNA POLARITY & TEST DISTANCE: VERTICAL AT 3 M

Rg	Frequency [MHz]	PK+ Level [dBμV/m]	PK+ Limit [dBμV/m]	PK+ Margin [dB]	Correction [dB]	Polarization	Azimuth [deg]	Antenna Height [m]
2	5,117.200	52.02	74.00	21.98	3.23	V	358.8	1.00
2	5,150.000	51.08	74.00	22.92	3.38	V	294.7	2.00
2	5,194.600	97.21			3.69	V	238.6	1.00

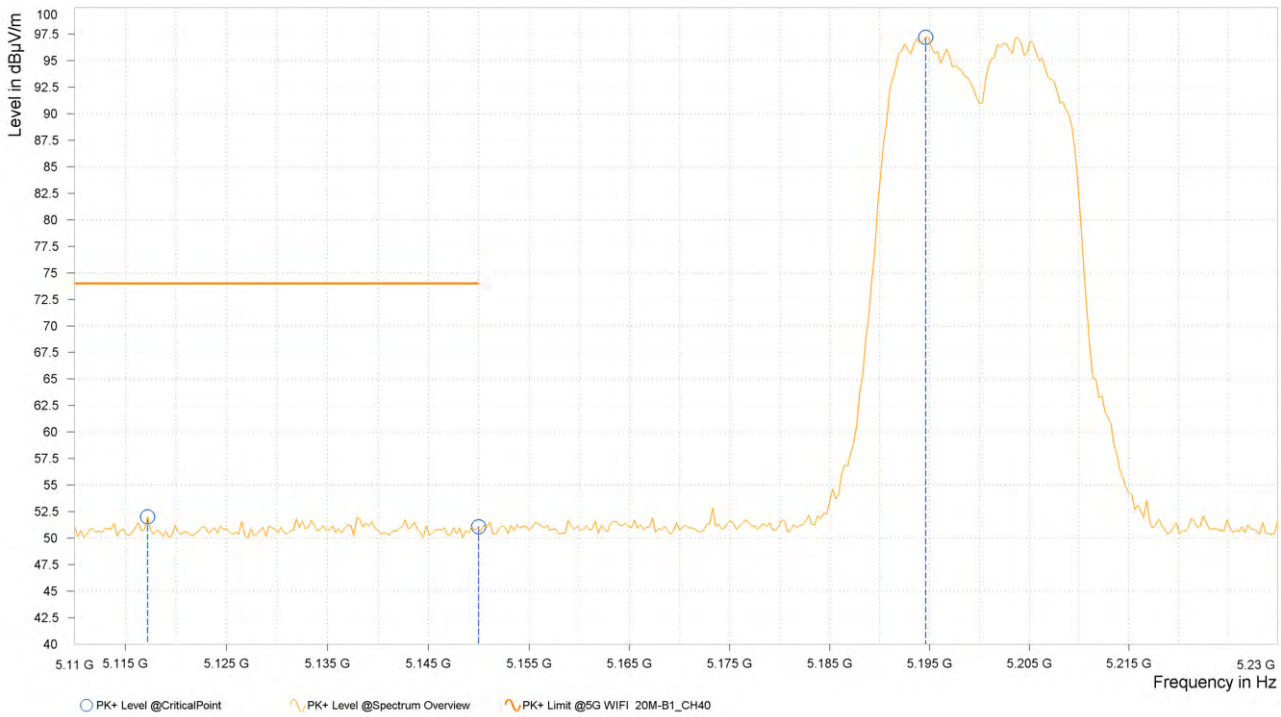

Rg	Frequency [MHz]	AVG Level [dBμV/m]	AVG Limit [dBμV/m]	AVG Margin [dB]	Correction [dB]	Polarization	Azimuth [deg]	Antenna Height [m]
2	5,113.300	37.11	54.00	16.89	3.21	V	260.1	1.00
2	5,150.000	36.96	54.00	17.04	3.38	V	359.1	1.00
2	5,203.300	80.60			3.69	V	335.4	2.00

REMARKS:

1. Emission Level = Read Level+ Antenna Factor + Cable Loss- Preamp Factor
   Margin value = Limit value – Emission level.
2. 5180MHz: Fundamental frequency.

CHANNEL	TX Channel 48	DETECTOR FUNCTION	Peak (PK) Average (AV)
FREQUENCY RANGE	1GHz ~ 40GHz		

ANTENNA POLARITY & TEST DISTANCE: HORIZONTAL AT 3 M

Rg	Frequency [MHz]	PK+ Level [dBµV/m]	PK+ Limit [dBµV/m]	PK+ Margin [dB]	Correction [dB]	Polarization	Azimuth [deg]	Antenna Height [m]
3	5,139.625	52.40	74.00	21.60	3.34	H	1.2	2.00
3	5,150.000	50.56	74.00	23.44	3.38	H	359	1.00
3	5,236.750	91.38			3.58	H	56.8	2.00

Rg	Frequency [MHz]	AVG Level [dBμV/m]	AVG Limit [dBμV/m]	AVG Margin [dB]	Correction [dB]	Polarization	Azimuth [deg]	Antenna Height [m]
3	5,113.375	36.97	54.00	17.03	3.21	H	109.5	2.00
3	5,150.000	36.85	54.00	17.15	3.37	H	315.1	2.00
3	5,237.500	75.26			3.58	H	211.1	2.00

ANTENNA POLARITY & TEST DISTANCE: VERTICAL AT 3 M

Rg	Frequency [MHz]	PK+ Level [dBμV/m]	PK+ Limit [dBμV/m]	PK+ Margin [dB]	Correction [dB]	Polarization	Azimuth [deg]	Antenna Height [m]
3	5,129.125	51.72	74.00	22.28	3.28	V	5	1.00
3	5,150.000	50.64	74.00	23.36	3.38	V	313.9	2.00
3	5,245.375	93.21			3.55	V	313.9	2.00

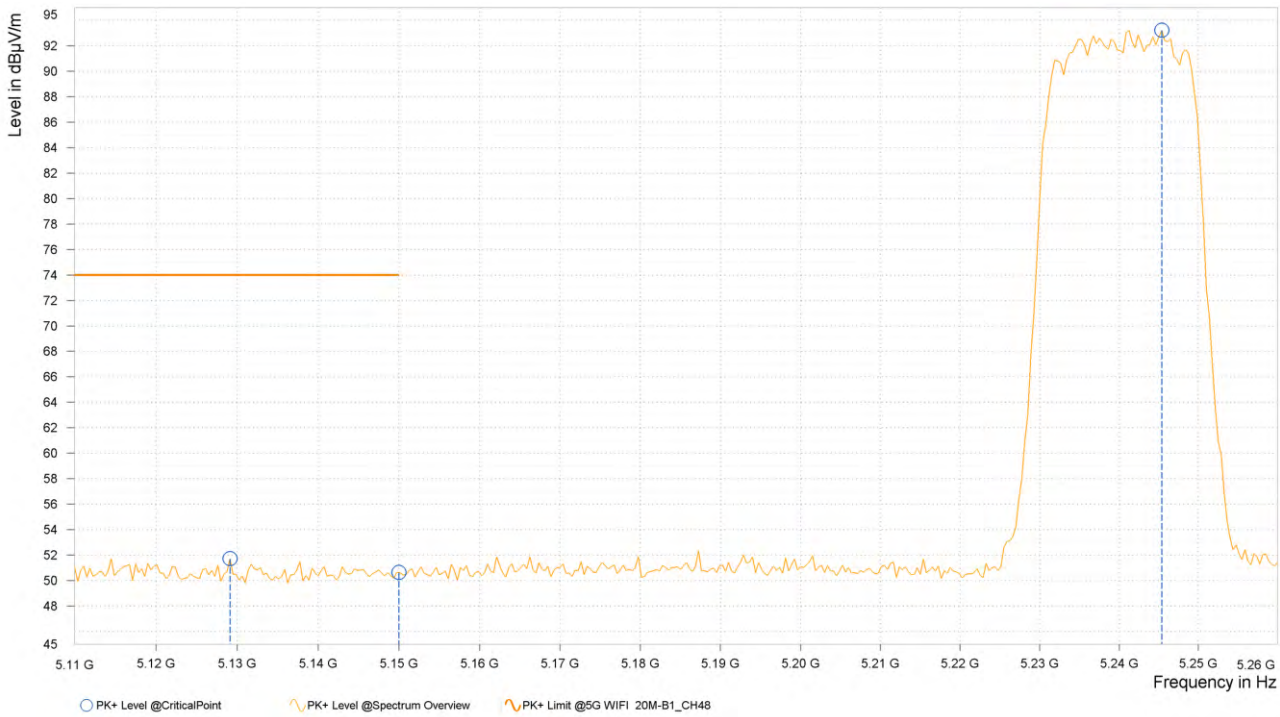

Rg	Frequency [MHz]	AVG Level [dBμV/m]	AVG Limit [dBμV/m]	AVG Margin [dB]	Correction [dB]	Polarization	Azimuth [deg]	Antenna Height [m]
3	5,113.750	36.96	54.00	17.04	3.21	V	1	1.00
3	5,150.000	36.79	54.00	17.21	3.38	V	5	1.00
3	5,243.125	75.27			3.56	V	359.1	1.00

REMARKS:

1. Emission Level = Read Level+ Antenna Factor + Cable Loss- Preamp Factor
   Margin value = Limit value – Emission level.
2. 5180MHz: Fundamental frequency.

802.11ax (40MHz) (RU484):

CHANNEL	TX Channel 38	**DETECTOR FUNCTION**	Peak (PK) Average (AV)
FREQUENCY RANGE	1GHz ~ 40GHz		

ANTENNA POLARITY & TEST DISTANCE: HORIZONTAL AT 3 M

Rg	Frequency [MHz]	PK+ Level [dBμV/m]	PK+ Limit [dBμV/m]	PK+ Margin [dB]	Correction [dB]	Polarization	Azimuth [deg]	Antenna Height [m]
1	5,125.500	51.87	74.00	22.13	3.27	H	360.1	1.00
1	5,150.000	51.15	74.00	22.85	3.38	H	173.8	2.00
1	5,196.000	90.16			3.70	H	253.3	2.00

Rg	Frequency [MHz]	PK+ Level [dBμV/m]	PK+ Limit [dBμV/m]	PK+ Margin [dB]	Correction [dB]	Polarization	Azimuth [deg]	Antenna Height [m]
1	5,145.500	52.25	74.00	21.75	3.36	V	19.8	2.00
1	5,150.000	51.71	74.00	22.29	3.38	V	19.8	2.00
1	5,203.000	91.32			3.69	V	307	2.00

ANTENNA POLARITY & TEST DISTANCE: VERTICAL AT 3 M

Rg	Frequency [MHz]	AVG Level [dBµV/m]	AVG Limit [dBµV/m]	AVG Margin [dB]	Correction [dB]	Polarization	Azimuth [deg]	Antenna Height [m]
1	5,113.500	36.93	54.00	17.07	3.21	H	1	1.00
1	5,150.000	36.85	54.00	17.15	3.39	H	1	1.00
1	5,192.500	71.94			3.68	H	46.8	2.00

Rg	Frequency [MHz]	AVG Level [dBμV/m]	AVG Limit [dBμV/m]	AVG Margin [dB]	Correction [dB]	Polarization	Azimuth [deg]	Antenna Height [m]
1	5,145.000	36.95	54.00	17.05	3.36	V	279.7	2.00
1	5.150.000	36.97	54.00	17.03	3.38	V	175.8	2.00
1	5,174.000	73.27			3.55	V	96.4	2.00

REMARKS:

1. Emission Level = Read Level+ Antenna Factor + Cable Loss- Preamp Factor
   Margin value = Limit value – Emission level.
2. 5190MHz: Fundamental frequency.

802.11ax (40MHz) (RU484):

CHANNEL	TX Channel 46	**DETECTOR FUNCTION**	Peak (PK) Average (AV)
FREQUENCY RANGE	1GHz ~ 40GHz		

ANTENNA POLARITY & TEST DISTANCE: HORIZONTAL AT 3 M

Rg	Frequency [MHz]	PK+ Level [dBµV/m]	PK+ Limit [dBµV/m]	PK+ Margin [dB]	Correction [dB]	Polarization	Azimuth [deg]	Antenna Height [m]
2	5,111.750	51.70	74.00	22.30	3.20	H	275.4	2.00
2	5,150.000	51.11	74.00	22.89	3.38	H	79.1	1.00
2	5,242.650	88.99			3.56	H	332.3	1.00

Rg	Frequency [MHz]	AVG Level [dBμV/m]	AVG Limit [dBμV/m]	AVG Margin [dB]	Correction [dB]	Polarization	Azimuth [deg]	Antenna Height [m]
2	5,112.450	36.96	54.00	17.04	3.20	H	215.2	2.00
2	5,150.000	36.91	54.00	17.09	3.38	H	250.5	2.00
2	5,226.200	70.52			3.62	H	59.4	2.00

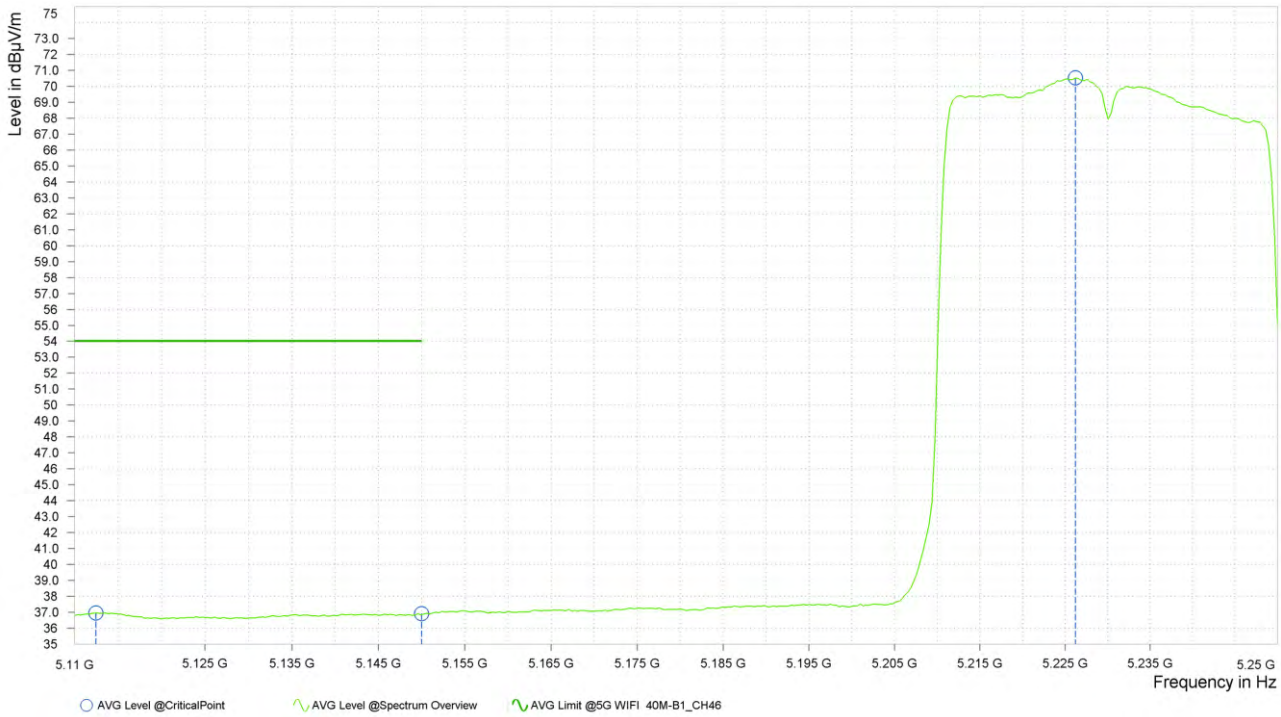

ANTENNA POLARITY & TEST DISTANCE: VERTICAL AT 3 M

Rg	Frequency [MHz]	PK+ Level [dBµV/m]	PK+ Limit [dBµV/m]	PK+ Margin [dB]	Correction [dB]	Polarization	Azimuth [deg]	Antenna Height [m]
2	5,113.850	52.62	74.00	21.38	3.21	V	85.2	1.00
2	5,150.000	50.93	74.00	23.07	3.38	V	1	1.00
2	5,243.350	88.99			3.56	V	359.1	1.00

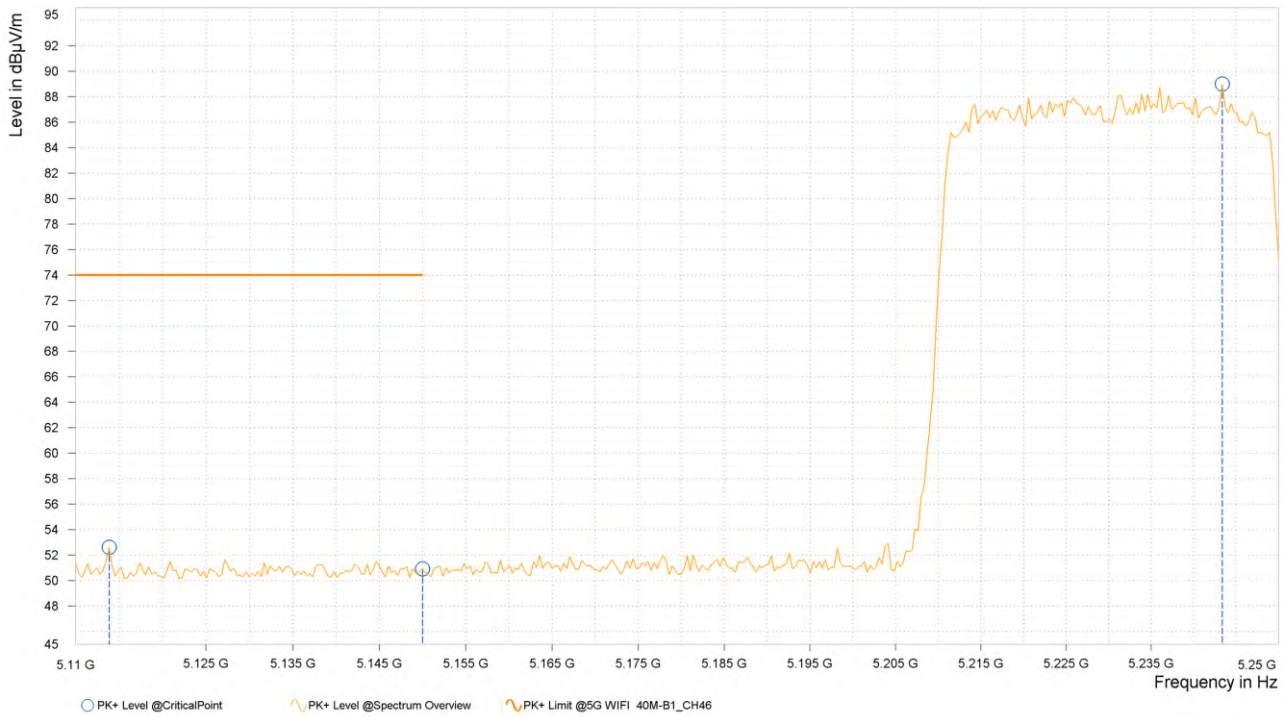

Rg	Frequency [MHz]	AVG Level [dBμV/m]	AVG Limit [dBμV/m]	AVG Margin [dB]	Correction [dB]	Polarization	Azimuth [deg]	Antenna Height [m]
2	5,112.450	37.03	54.00	16.97	3.20	V	89.2	2.00
2	5,150.000	36.86	54.00	17.14	3.38	V	1	1.00
2	5,236.350	73.27			3.58	V	330.4	2.00

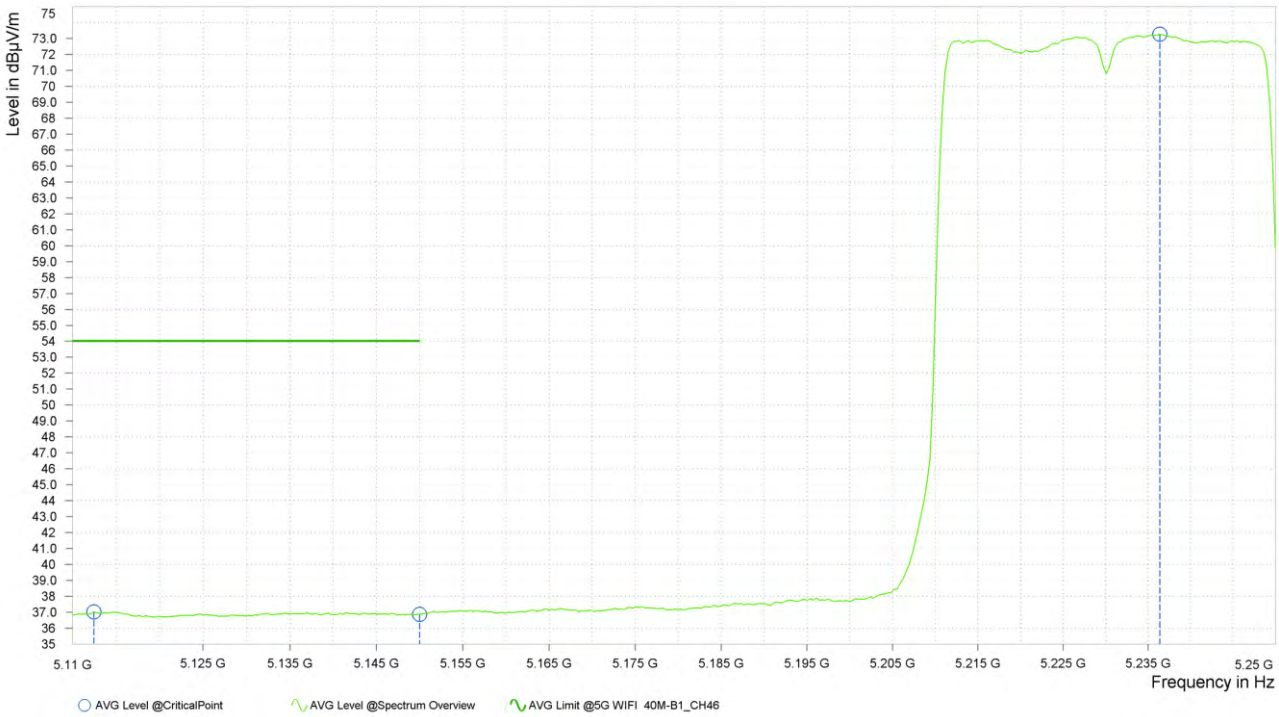

REMARKS:

1. Emission Level = Read Level+ Antenna Factor + Cable Loss- Preamp Factor
   Margin value = Limit value – Emission level.
2. 5190MHz: Fundamental frequency.

802.11ax (80MHz) (RU996):

CHANNEL	TX Channel 42	**DETECTOR FUNCTION**	Peak (PK) Average (AV)
FREQUENCY RANGE	1GHz ~ 40GHz		

ANTENNA POLARITY & TEST DISTANCE: HORIZONTAL AT 3 M

Rg	Frequency [MHz]	PK+ Level [dBμV/m]	PK+ Limit [dBμV/m]	PK+ Margin [dB]	Correction [dB]	Polarization	Azimuth [deg]	Antenna Height [m]
1	5,140.400	52.88	74.00	21.12	3.34	H	359	1.00
1	5,150.000	51.27	74.00	22.73	3.39	H	5.1	1.00
1	5,213.550	92.49			3.66	H	145.4	1.00

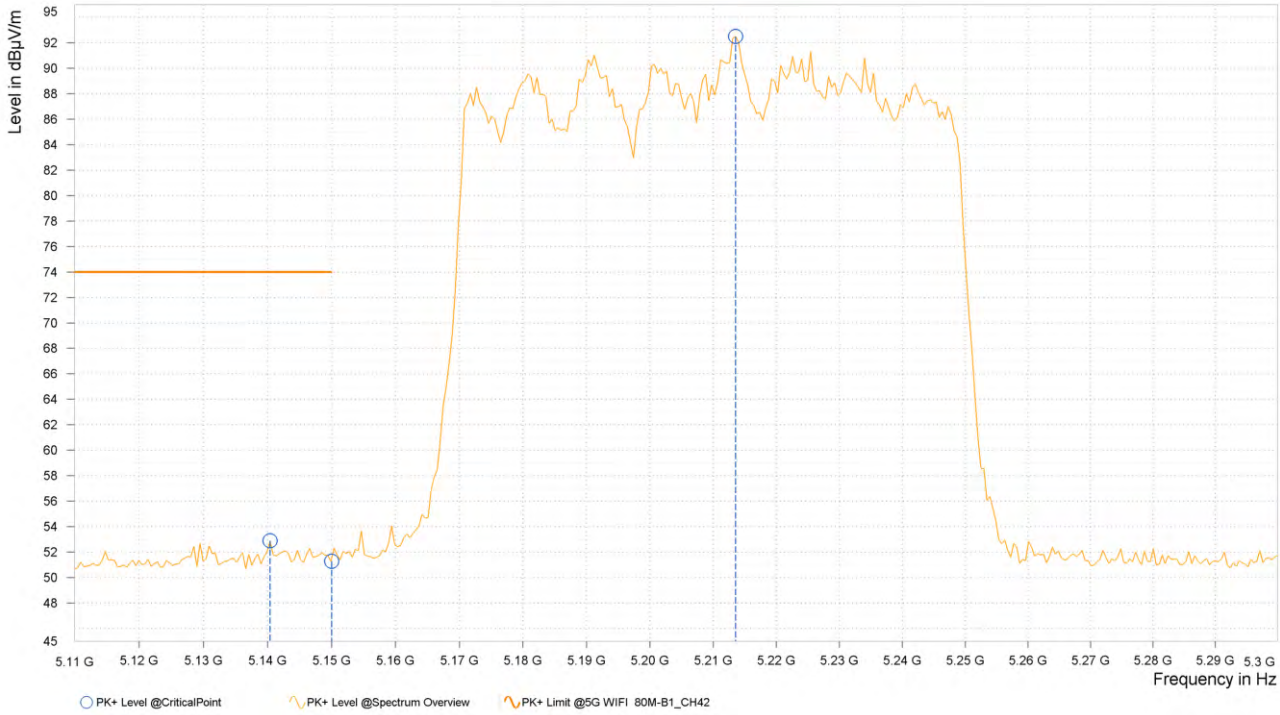

Rg	Frequency [MHz]	AVG Level [dBµV/m]	AVG Limit [dBµV/m]	AVG Margin [dB]	Correction [dB]	Polarization	Azimuth [deg]	Antenna Height [m]
1	5,142.300	37.79	54.00	16.21	3.35	H	0.9	2.00
1	5,150.000	37.71	54.00	16.29	3.39	H	5.1	1.00
1	5,212.600	74.04			3.66	H	5.1	1.00

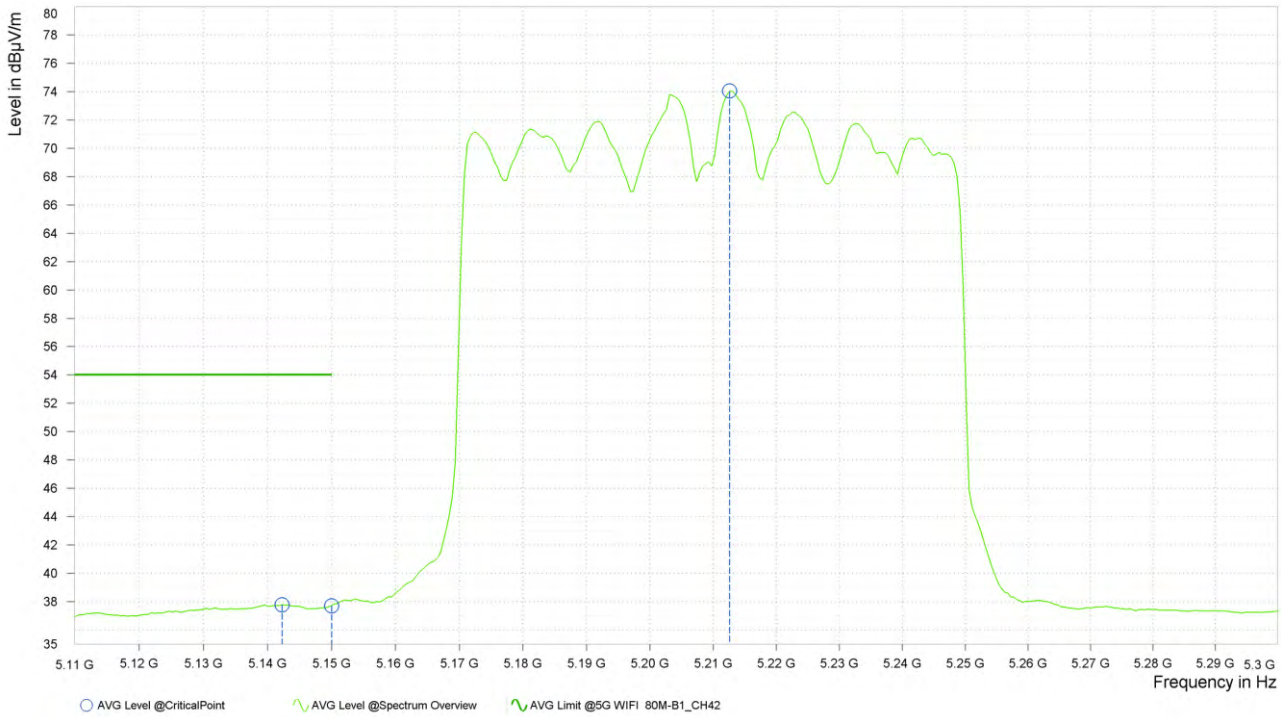

ANTENNA POLARITY & TEST DISTANCE: VERTICAL AT 3 M

Rg	Frequency [MHz]	PK+ Level [dBμV/m]	PK+ Limit [dBμV/m]	PK+ Margin [dB]	Correction [dB]	Polarization	Azimuth [deg]	Antenna Height [m]
1	5,126.150	52.77	74.00	21.23	3.27	V	1	1.00
1	5,150.000	51.97	74.00	22.03	3.39	V	359.1	1.00
1	5,213.075	93.70			3.66	V	223.1	1.00

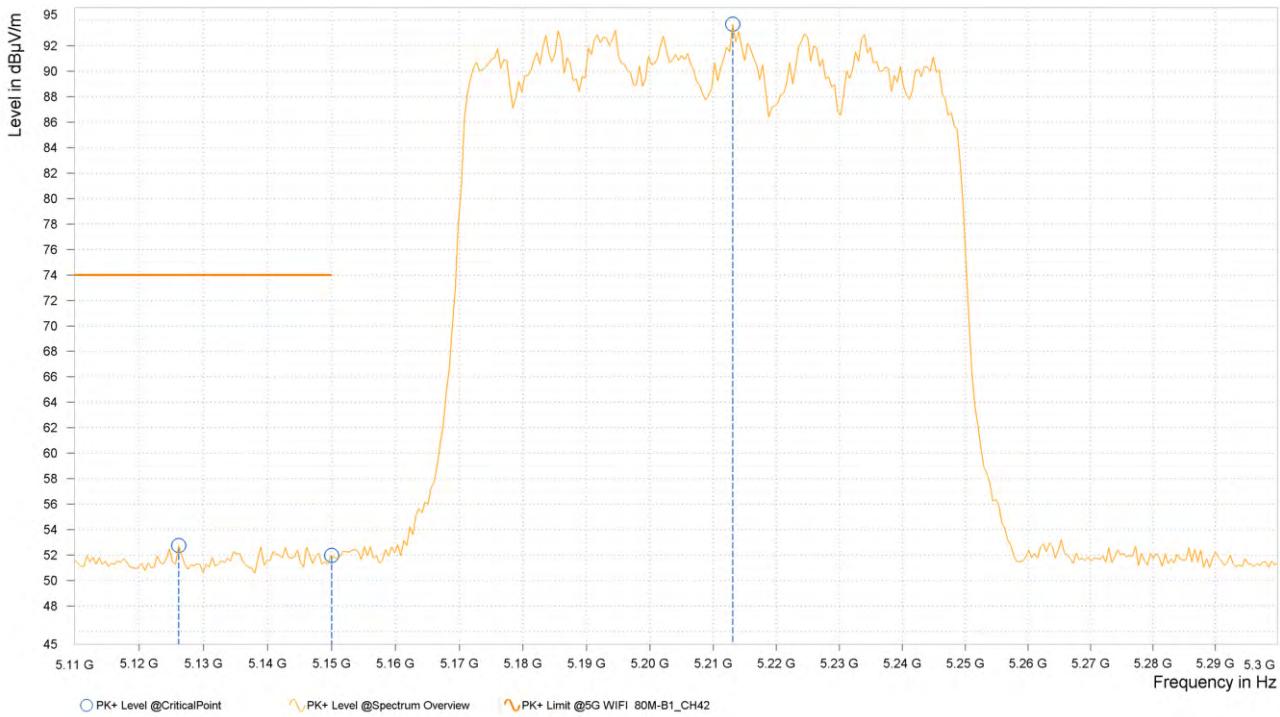

Rg	Frequency [MHz]	AVG Level [dBμV/m]	AVG Limit [dBμV/m]	AVG Margin [dB]	Correction [dB]	Polarization	Azimuth [deg]	Antenna Height [m]
1	5,142.300	38.40	54.00	15.60	3.35	V	99.9	2.00
1	5,150.000	38.27	54.00	15.73	3.39	V	99.9	2.00
1	5,193.125	75.57			3.68	V	229	1.00

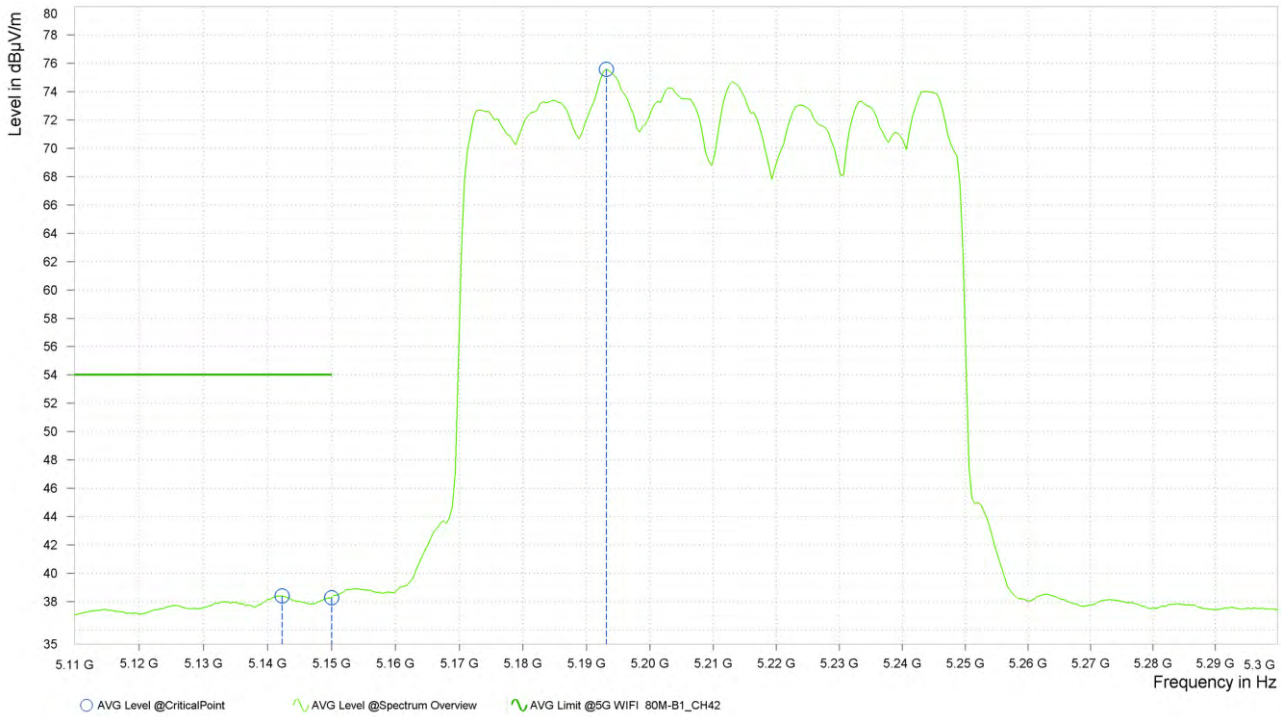

REMARKS:

1. Emission Level = Read Level+ Antenna Factor + Cable Loss- Preamp Factor
   Margin value = Limit value – Emission level.

2. 5230MHz: Fundamental frequency.

Band 2:
802.11a

CHANNEL	TX Channel 52	**DETECTOR FUNCTION**	Peak (PK) Average (AV)
FREQUENCY RANGE	1GHz ~ 40GHz		

ANTENNA POLARITY & TEST DISTANCE: HORIZONTAL AT 3 M

Rg	Frequency [MHz]	PK+ Level [dBμV/m]	PK+ Limit [dBμV/m]	PK+ Margin [dB]	Correction [dB]	Polarization	Azimuth [deg]	Antenna Height [m]
4	5,256.500	95.17			10.91	H	355.1	2.00
4	5,350.000	50.58	74.00	23.42	11.10	H	26	2.00
4	5,361.000	51.39	74.00	22.61	11.11	H	73.8	2.00

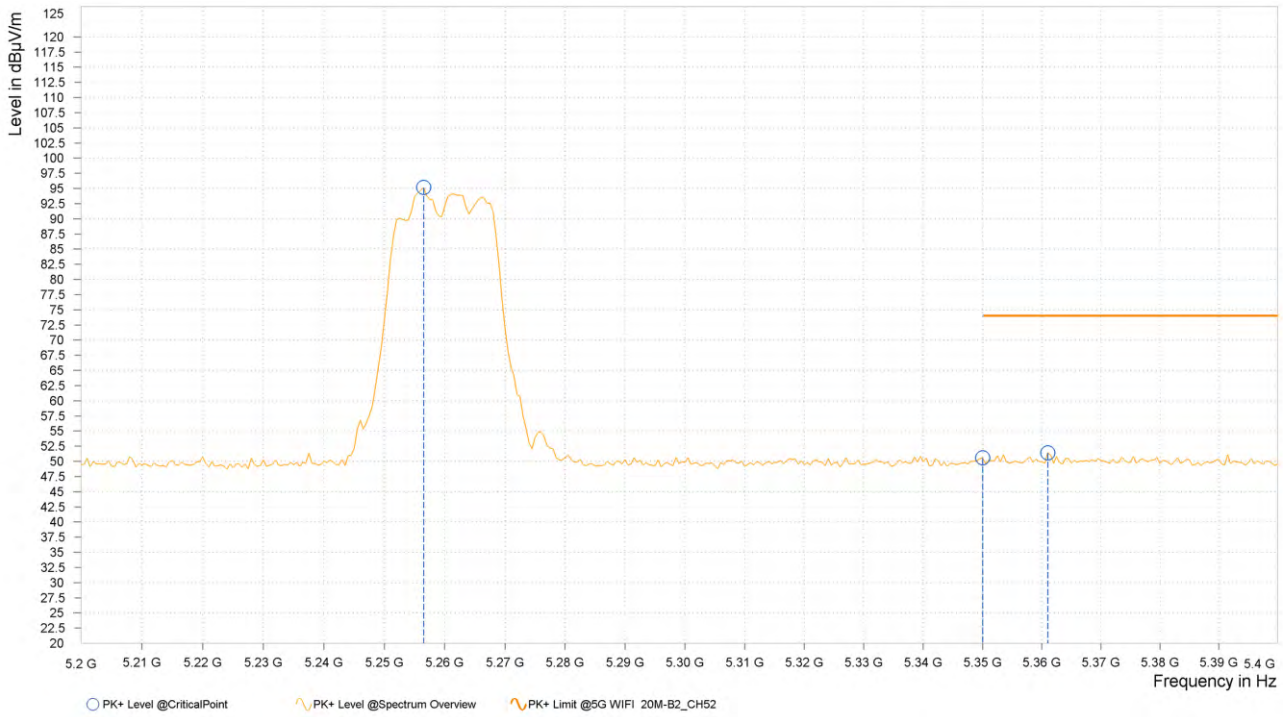

Rg	Frequency [MHz]	AVG Level [dBµV/m]	AVG Limit [dBµV/m]	AVG Margin [dB]	Correction [dB]	Polarization	Azimuth [deg]	Antenna Height [m]
4	5,256.500	80.11			10.91	H	355.7	2.00
4	5,350.000	36.08	54.00	17.92	11.10	H	72.6	2.00
4	5,378.500	36.27	54.00	17.73	11.12	H	2.2	2.00

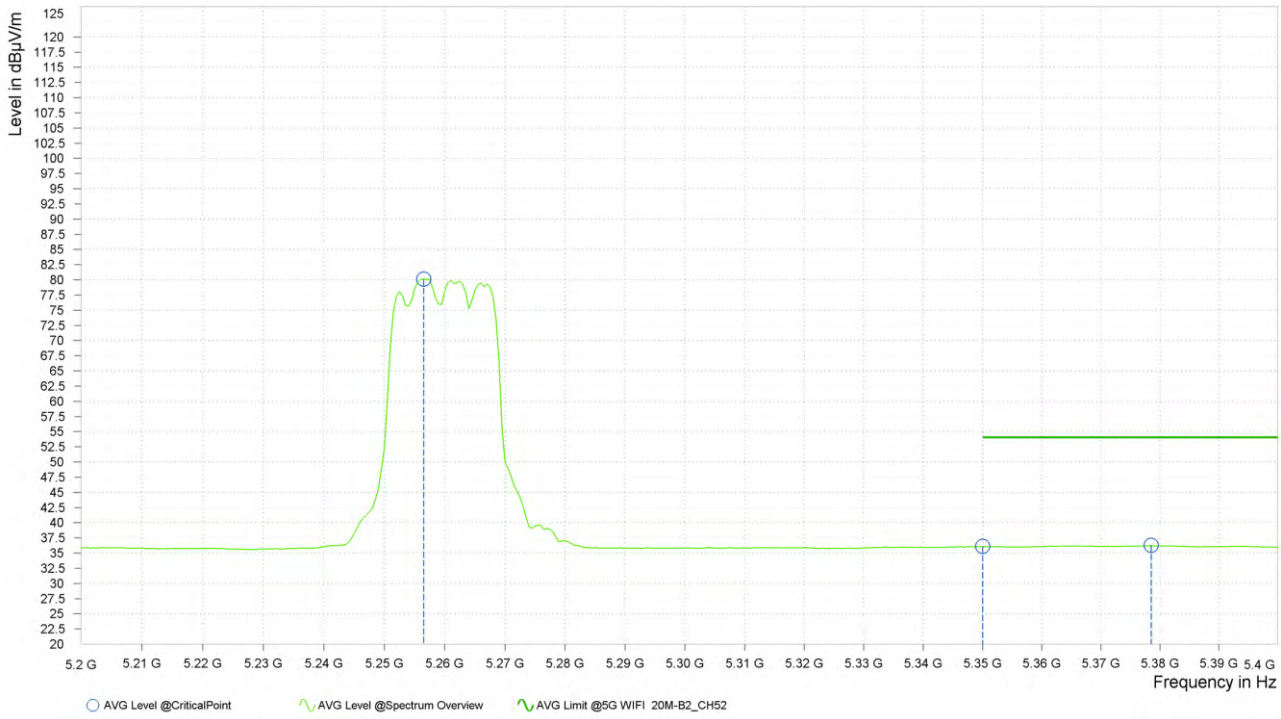

ANTENNA POLARITY & TEST DISTANCE: VERTICAL AT 3 M

Rg	Frequency [MHz]	PK+ Level [dBµV/m]	PK+ Limit [dBµV/m]	PK+ Margin [dB]	Correction [dB]	Polarization	Azimuth [deg]	Antenna Height [m]
4	5,257.000	96.14			10.91	V	243.1	1.00
4	5,350.000	49.59	74.00	24.41	11.10	V	26	2.00
4	5,361.000	51.44	74.00	22.56	11.11	V	1	1.00

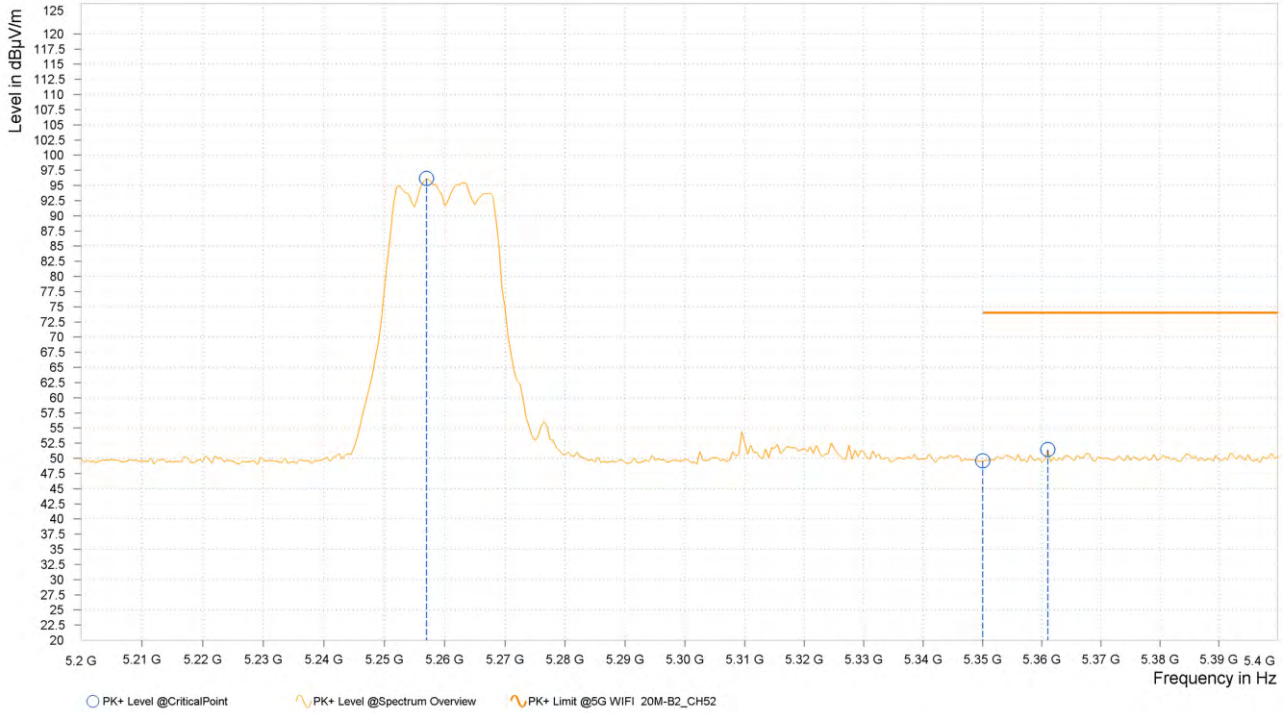

Rg	Frequency [MHz]	AVG Level [dBμV/m]	AVG Limit [dBμV/m]	AVG Margin [dB]	Correction [dB]	Polarization	Azimuth [deg]	Antenna Height [m]
4	5,262.000	83.37			10.92	V	249.2	1.00
4	5,350.000	36.06	54.00	17.94	11.10	V	169.4	2.00
4	5,379.000	36.24	54.00	17.76	11.12	V	249.2	1.00

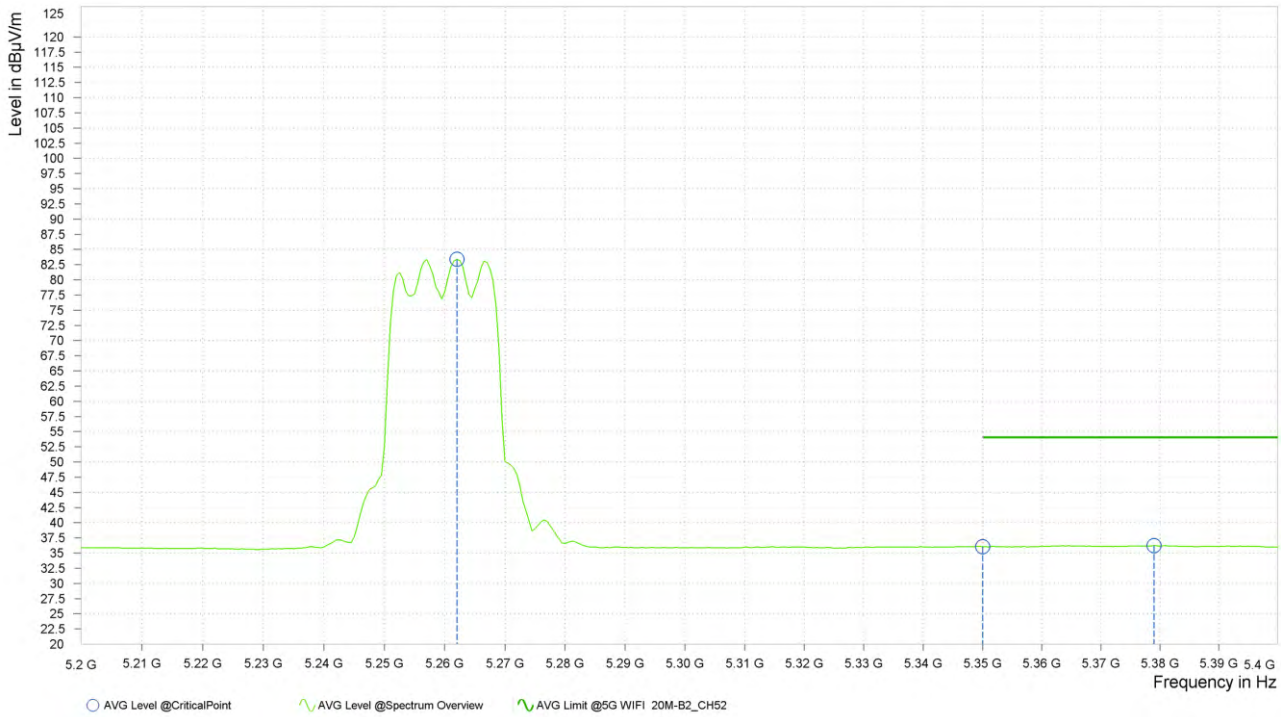

REMARKS:

1. Emission Level = Read Level+ Antenna Factor + Cable Loss- Preamp Factor
   Margin value = Limit value- Emission level.
2. 5260MHz: Fundamental frequency.