CHANNEL BANDWIDTH: (10+10) MHz / QPSK

MODE	TX channel PCC 132373 TX channel SCC 132472	**FREQUENCY RANGE**	Above 1000MHz
ENVIRONMENTAL CONDITIONS	23deg. C, 70%RH	**INPUT POWER**	AC 120V/60Hz
TESTED BY	Jace Hu		
ANTENNA POLARITY & TEST DISTANCE: HORIZONTAL AT 3 M			

Rg	Frequency [MHz]	PK+ Level [dBm]	PK+ Limit [dBm]	PK+ Margin [dB]	Correction [dB]	Polarization	Azimuth [deg]	Antenna Height [m]
4	3,491.000	-51.78	-13.00	38.78	20.52	H	153.5	1.00
4	3,511.000	-50.55	-13.00	37.55	20.56	H	314.9	1.00
4	5,237.000	-48.45	-13.00	35.45	23.58	H	1.2	2.00
4	5,266.500	-49.69	-13.00	36.69	23.63	H	314.9	1.00

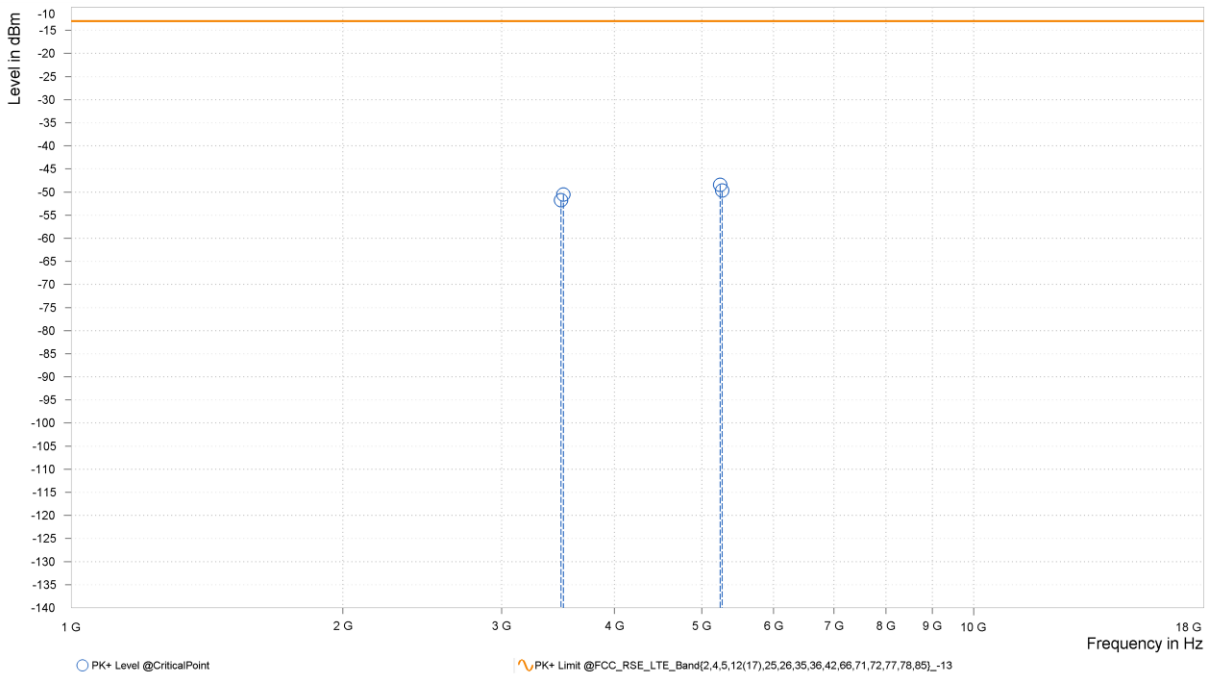

MODE	TX channel PCC 132373 TX channel SCC 132472	FREQUENCY RANGE	Above 1000MHz
ENVIRONMENTAL CONDITIONS	23deg. C, 70%RH	INPUT POWER	AC 120V/60Hz
TESTED BY	Jace Hu		
ANTENNA POLARITY & TEST DISTANCE: VERTICAL AT 3 M			

Rg	Frequency [MHz]	PK+ Level [dBm]	PK+ Limit [dBm]	PK+ Margin [dB]	Correction [dB]	Polarization	Azimuth [deg]	Antenna Height [m]
4	3,491.000	-48.39	-13.00	35.39	21.32	V	315	1.00
4	3,511.000	-50.39	-13.00	37.39	21.24	V	180.2	2.00
4	5,237.000	-46.89	-13.00	33.89	24.10	V	153.5	1.00
4	5,266.500	-49.29	-13.00	36.29	24.12	V	359.1	1.00

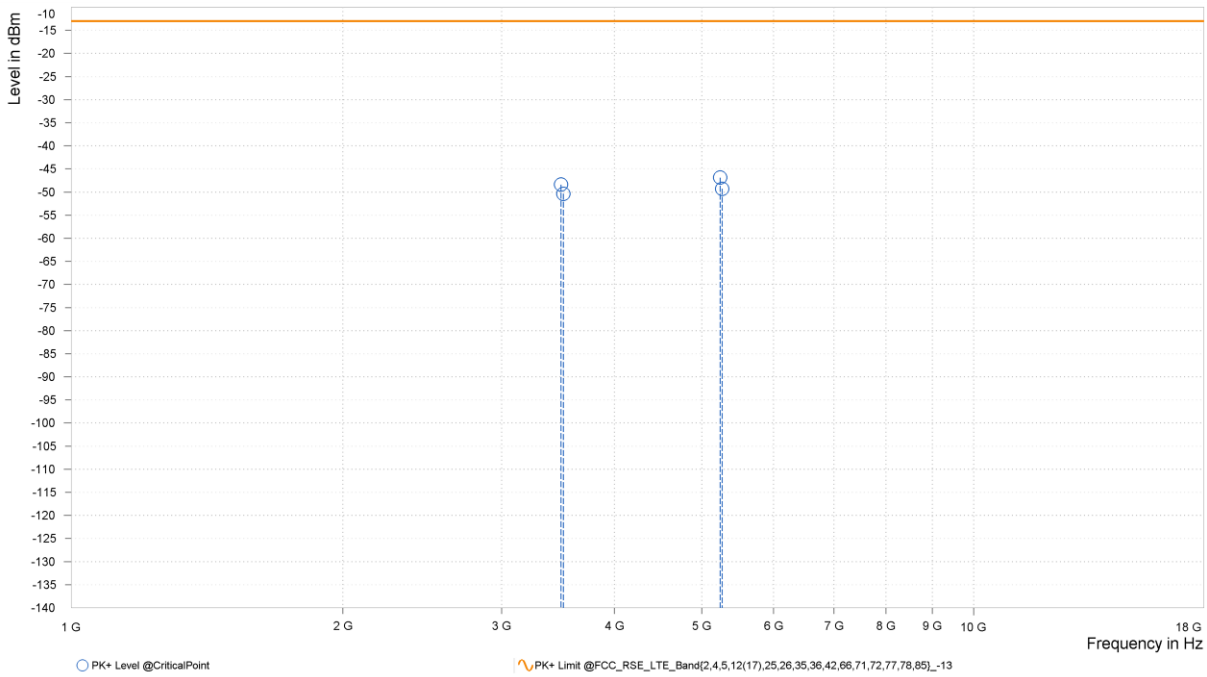

CHANNEL BANDWIDTH: (10+10) MHz / QPSK

MODE	TX channel PCC 132523 TX channel SCC 132622	**FREQUENCY RANGE**	Above 1000MHz
ENVIRONMENTAL CONDITIONS	23deg. C, 70%RH	**INPUT POWER**	AC 120V/60Hz
TESTED BY	Jace Hu		
ANTENNA POLARITY & TEST DISTANCE: HORIZONTAL AT 3 M			

Rg	Frequency [MHz]	PK+ Level [dBm]	PK+ Limit [dBm]	PK+ Margin [dB]	Correction [dB]	Polarization	Azimuth [deg]	Antenna Height [m]
4	3,521.200	-50.32	-13.00	37.32	20.60	H	359	2.00
4	3,541.000	-50.32	-13.00	37.32	20.63	H	1	1.00
4	5,281.800	-47.34	-13.00	34.34	23.61	H	199.3	2.00
4	5,311.500	-49.78	-13.00	36.78	23.62	H	159.5	1.00

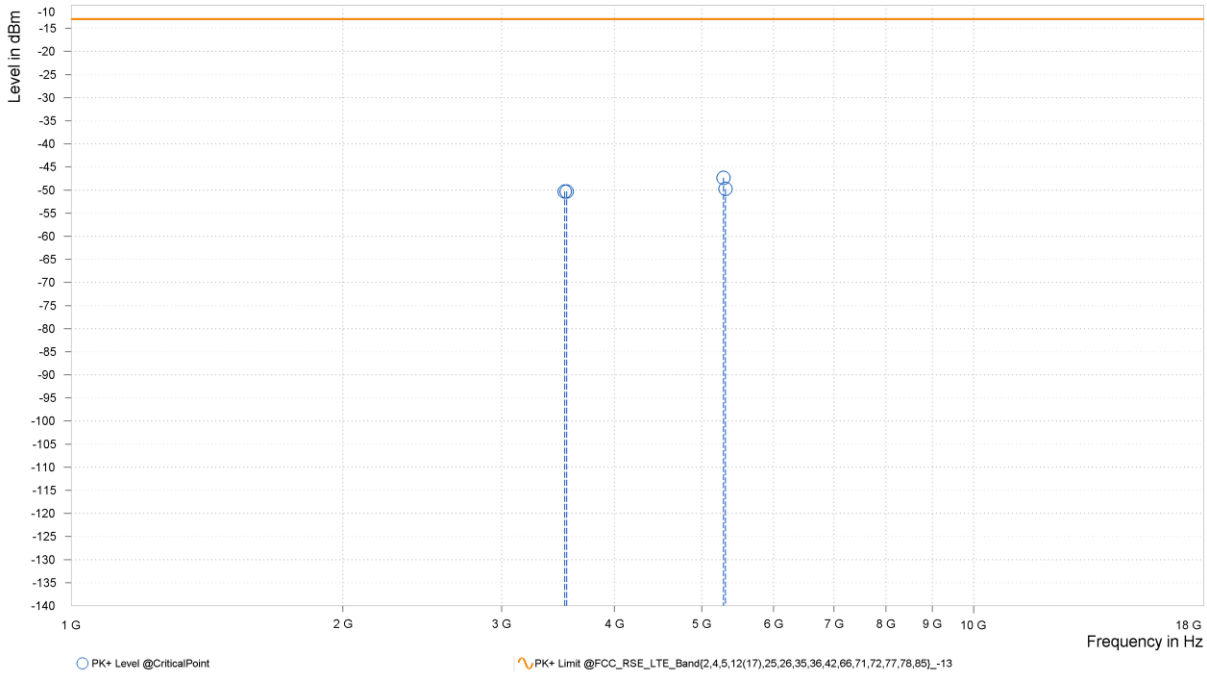

MODE	TX channel PCC 132523 TX channel SCC 132622	**FREQUENCY RANGE**	Above 1000MHz
ENVIRONMENTAL CONDITIONS	23deg. C, 70%RH	**INPUT POWER**	AC 120V/60Hz
TESTED BY	Jace Hu		
ANTENNA POLARITY & TEST DISTANCE: VERTICAL AT 3 M			

Rg	Frequency [MHz]	PK+ Level [dBm]	PK+ Limit [dBm]	PK+ Margin [dB]	Correction [dB]	Polarization	Azimuth [deg]	Antenna Height [m]
4	3,521.200	-49.71	-13.00	36.71	21.19	V	201.8	2.00
4	3,541.000	-50.30	-13.00	37.30	21.15	V	1	2.00
4	5,281.800	-46.22	-13.00	33.22	24.12	V	201.8	2.00
4	5,311.500	-49.66	-13.00	36.66	24.14	V	30.8	2.00

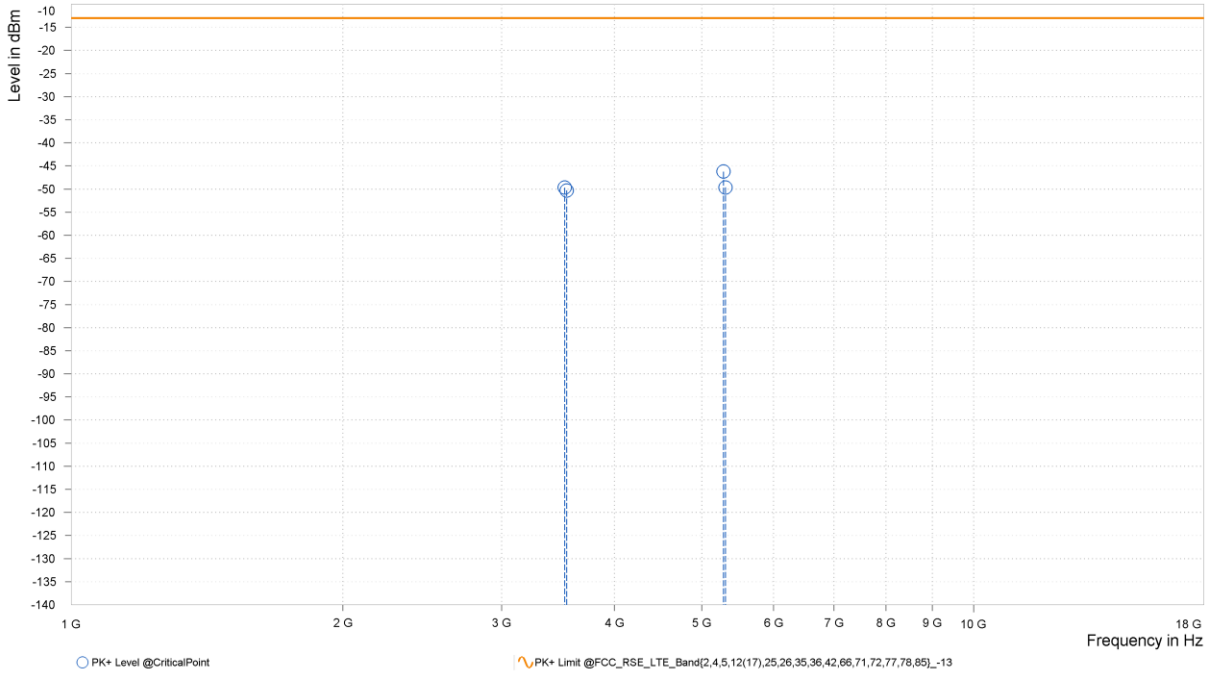

LTE Band CA _66C

CHANNEL BANDWIDTH: (10+15) MHz / QPSK

MODE	TX channel PCC 132351 TX channel SCC 132471	**FREQUENCY RANGE**	Above 1000MHz
ENVIRONMENTAL CONDITIONS	23deg. C, 70%RH	**INPUT POWER**	AC 120V/60Hz
TESTED BY	Jace Hu		
ANTENNA POLARITY & TEST DISTANCE: HORIZONTAL AT 3 M			

Rg	Frequency [MHz]	PK+ Level [dBm]	PK+ Limit [dBm]	PK+ Margin [dB]	Correction [dB]	Polarization	Azimuth [deg]	Antenna Height [m]
4	3,487.000	-53.22	-13.00	40.22	20.50	H	359	1.00
4	3,506.000	-51.81	-13.00	38.81	20.55	H	314.9	1.00
4	5,230.000	-49.51	-13.00	36.51	23.56	H	1.4	2.00
4	5,259.500	-49.10	-13.00	36.10	23.64	H	358.6	1.00

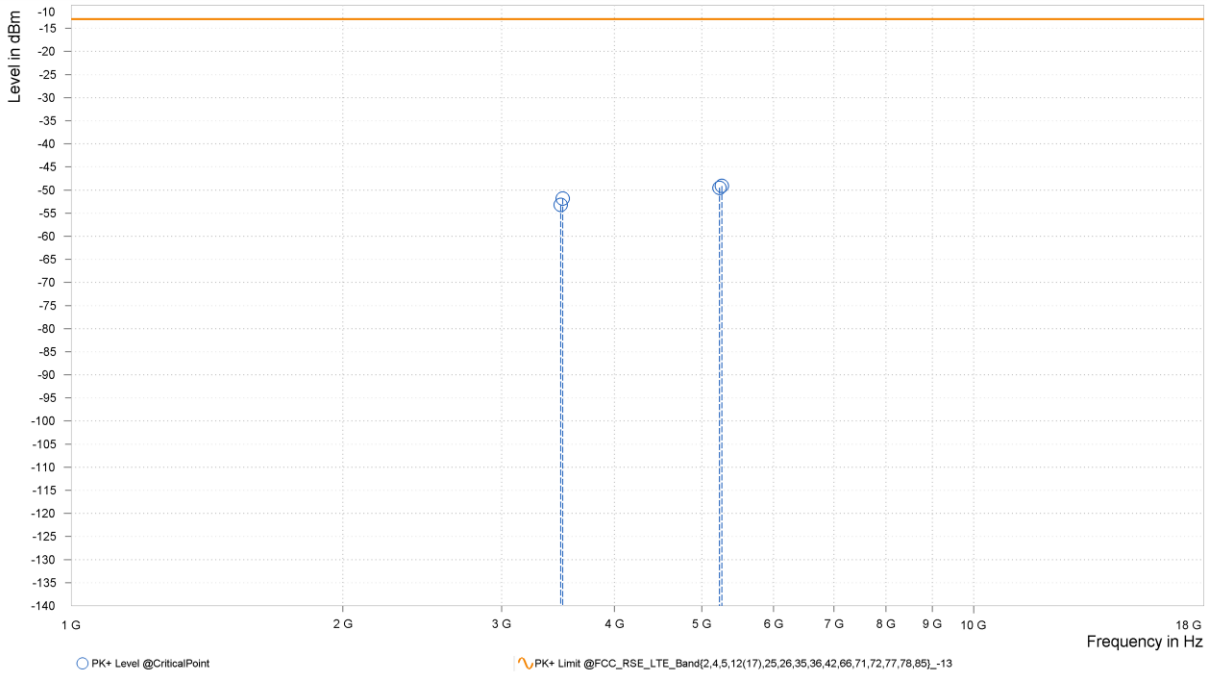

MODE	TX channel PCC 132351 TX channel SCC 132471	**FREQUENCY RANGE**	Above 1000MHz
ENVIRONMENTAL CONDITIONS	23deg. C, 70%RH	**INPUT POWER**	AC 120V/60Hz
TESTED BY	Jace Hu		
ANTENNA POLARITY & TEST DISTANCE: VERTICAL AT 3 M			

Rg	Frequency [MHz]	PK+ Level [dBm]	PK+ Limit [dBm]	PK+ Margin [dB]	Correction [dB]	Polarization	Azimuth [deg]	Antenna Height [m]
4	3,487.000	-51.88	-13.00	38.88	21.28	V	332.8	1.00
4	3,506.000	-50.70	-13.00	37.70	21.28	V	359	2.00
4	5,230.000	-49.70	-13.00	36.70	24.09	V	154.7	1.00
4	5,259.500	-48.26	-13.00	35.26	24.12	V	0.9	2.00

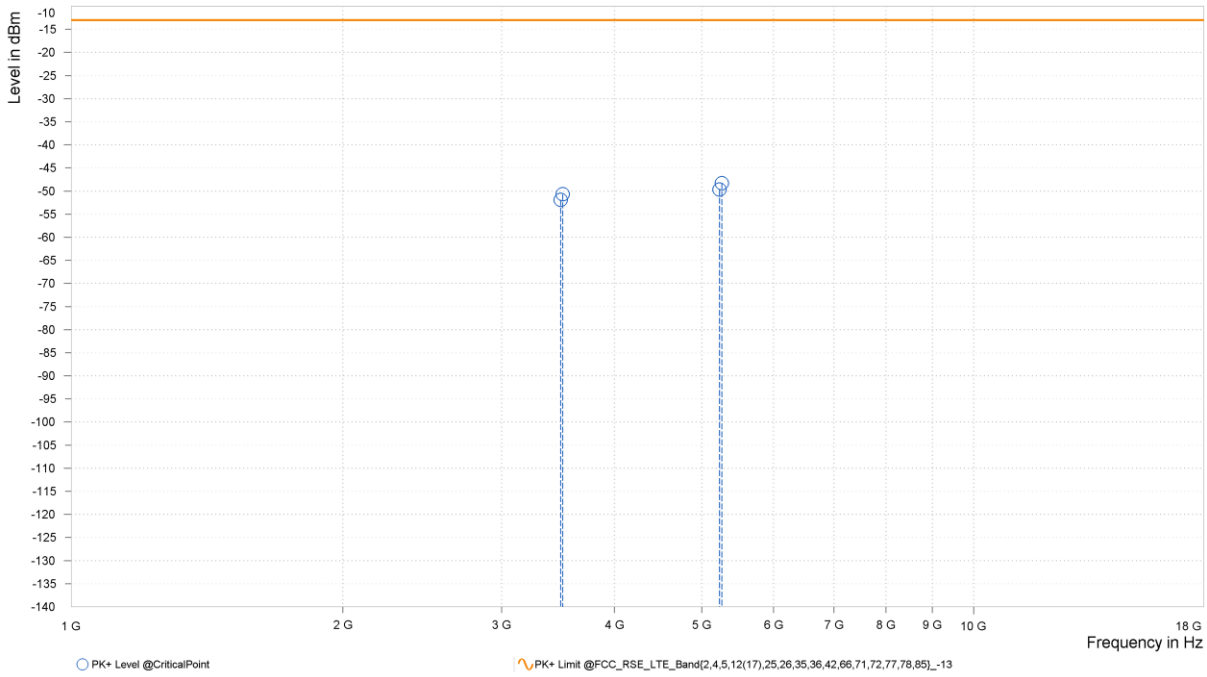

CHANNEL BANDWIDTH: (10+20) MHz / QPSK

MODE	TX channel PCC 132027 TX channel SCC 132171	**FREQUENCY RANGE**	Above 1000MHz
ENVIRONMENTAL CONDITIONS	23deg. C, 70%RH	**INPUT POWER**	AC 120V/60Hz
TESTED BY	Jace Hu		
ANTENNA POLARITY & TEST DISTANCE: HORIZONTAL AT 3 M			

Rg	Frequency [MHz]	PK+ Level [dBm]	PK+ Limit [dBm]	PK+ Margin [dB]	Correction [dB]	Polarization	Azimuth [deg]	Antenna Height [m]
4	3,422.000	-51.42	-13.00	38.42	20.65	H	359	2.00
4	3,442.000	-51.61	-13.00	38.61	20.55	H	314.9	1.00
4	5,133.000	-49.90	-13.00	36.90	23.08	H	154.6	1.00
4	5,163.000	-49.91	-13.00	36.91	23.25	H	358.8	1.00

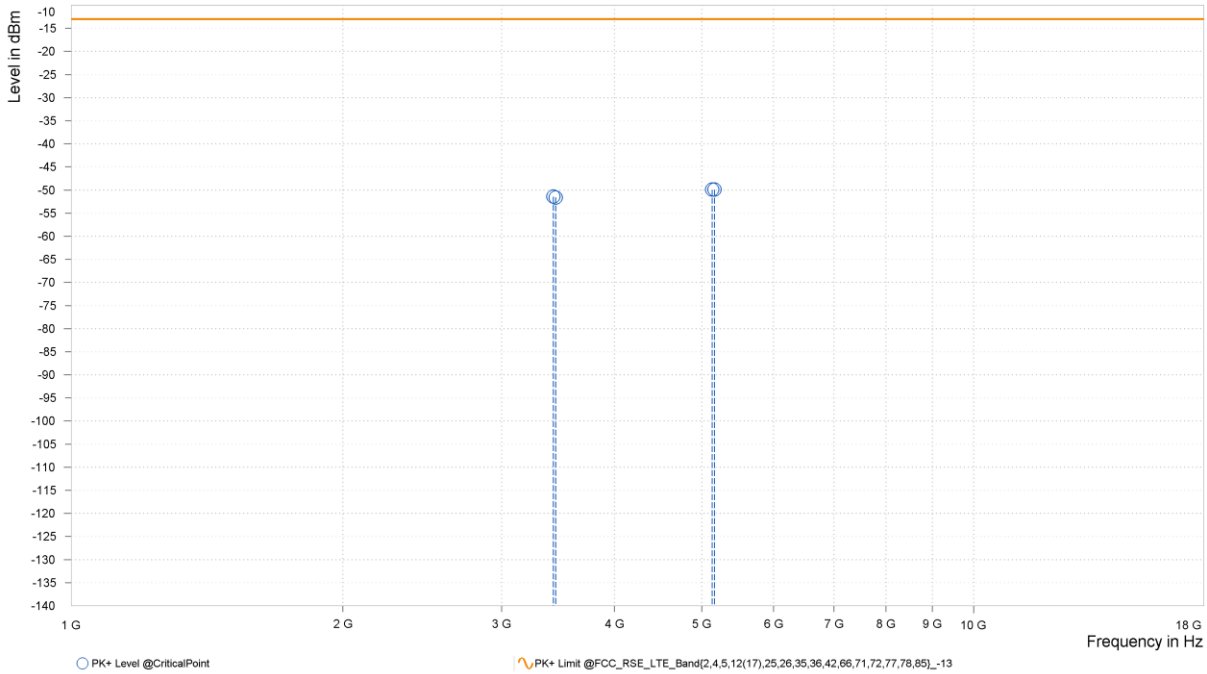

MODE	TX channel PCC 132027 TX channel SCC 132171	**FREQUENCY RANGE**	Above 1000MHz
ENVIRONMENTAL CONDITIONS	23deg. C, 70%RH	**INPUT POWER**	AC 120V/60Hz
TESTED BY	Jace Hu		
ANTENNA POLARITY & TEST DISTANCE: VERTICAL AT 3 M			

Rg	Frequency [MHz]	PK+ Level [dBm]	PK+ Limit [dBm]	PK+ Margin [dB]	Correction [dB]	Polarization	Azimuth [deg]	Antenna Height [m]
4	3,422.000	-50.54	-13.00	37.54	21.01	V	1	2.00
4	3,442.000	-51.34	-13.00	38.34	21.08	V	1	1.00
4	5,133.000	-49.72	-13.00	36.72	23.40	V	1	1.00
4	5,163.000	-50.55	-13.00	37.55	23.56	V	183.8	2.00

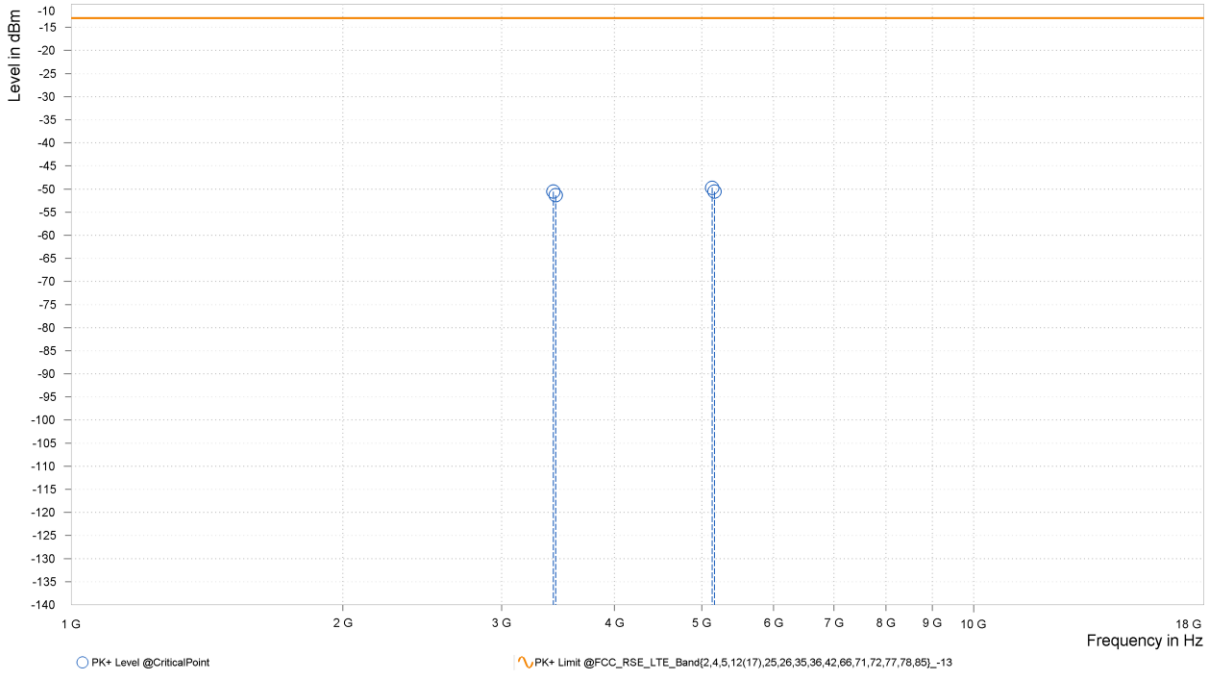

CHANNEL BANDWIDTH: (10+20) MHz / QPSK

MODE	TX channel PCC 132328 TX channel SCC 132472	**FREQUENCY RANGE**	Above 1000MHz
ENVIRONMENTAL CONDITIONS	23deg. C, 70%RH	**INPUT POWER**	AC 120V/60Hz
TESTED BY	Jace Hu		
ANTENNA POLARITY & TEST DISTANCE: HORIZONTAL AT 3 M			

Rg	Frequency [MHz]	PK+ Level [dBm]	PK+ Limit [dBm]	PK+ Margin [dB]	Correction [dB]	Polarization	Azimuth [deg]	Antenna Height [m]
4	3,482.000	-51.06	-13.00	38.06	20.48	H	0.9	2.00
4	3,502.000	-52.22	-13.00	39.22	20.55	H	1	1.00
4	5,223.000	-49.98	-13.00	36.98	23.53	H	0.9	2.00
4	5,253.000	-49.86	-13.00	36.86	23.64	H	359.1	1.00

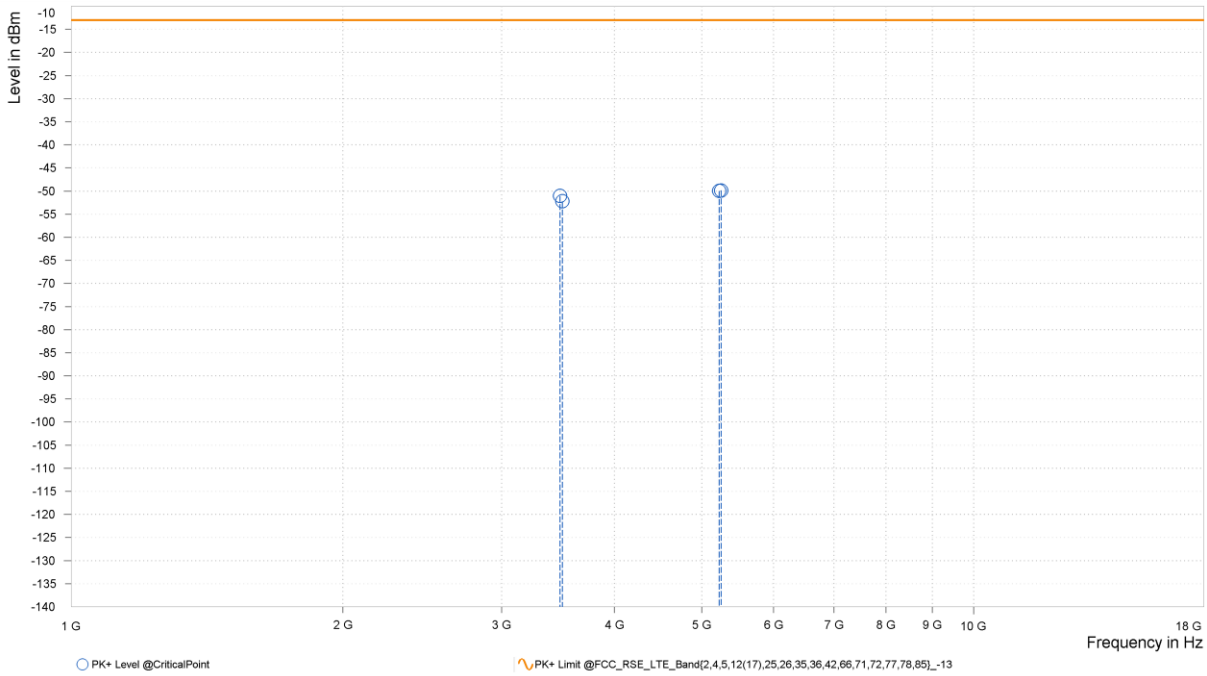

MODE	TX channel PCC 132328 TX channel SCC 132472	FREQUENCY RANGE	Above 1000MHz
ENVIRONMENTAL CONDITIONS	23deg. C, 70%RH	INPUT POWER	AC 120V/60Hz
TESTED BY	Jace Hu		
ANTENNA POLARITY & TEST DISTANCE: VERTICAL AT 3 M			

Rg	Frequency [MHz]	PK+ Level [dBm]	PK+ Limit [dBm]	PK+ Margin [dB]	Correction [dB]	Polarization	Azimuth [deg]	Antenna Height [m]
4	3,482.000	-51.25	-13.00	38.25	21.24	V	1	1.00
4	3,502.000	-51.73	-13.00	38.73	21.31	V	359.1	1.00
4	5,223.000	-48.77	-13.00	35.77	24.09	V	0.9	2.00
4	5,253.000	-47.45	-13.00	34.45	24.12	V	204.1	2.00

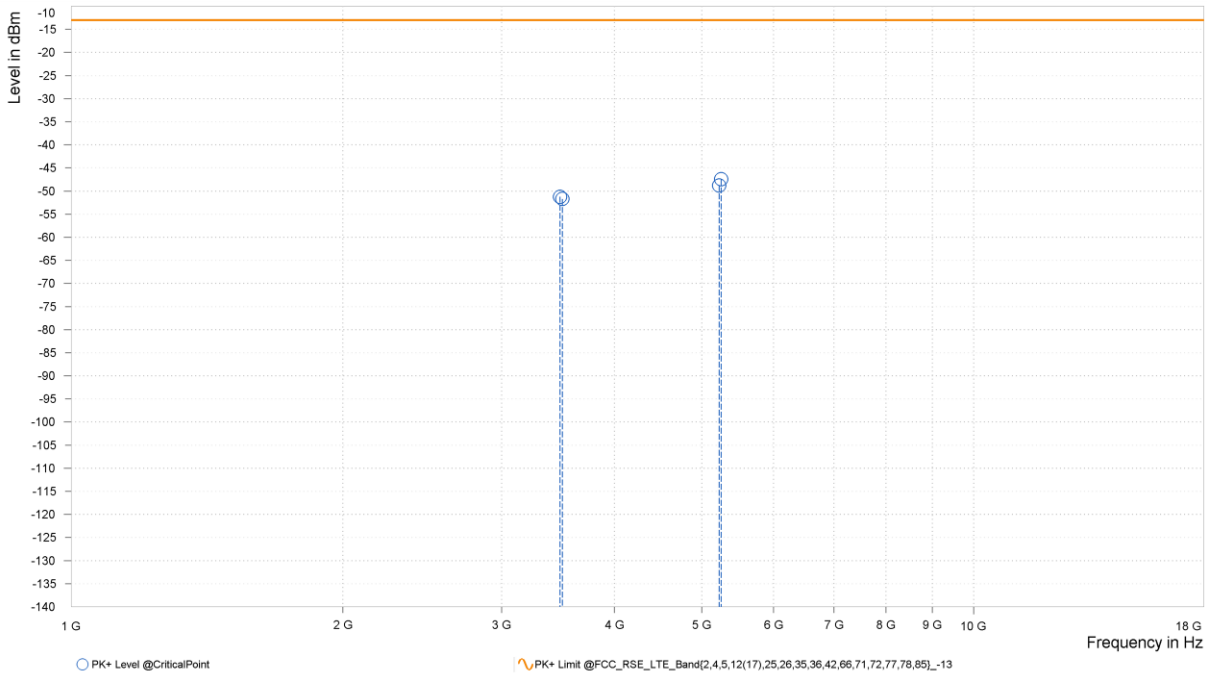

CHANNEL BANDWIDTH: (10+20) MHz / QPSK

MODE	TX channel PCC 132428 TX channel SCC 132572	**FREQUENCY RANGE**	Above 1000MHz
ENVIRONMENTAL CONDITIONS	23deg. C, 70%RH	**INPUT POWER**	AC 120V/60Hz
TESTED BY	Jace Hu		
ANTENNA POLARITY & TEST DISTANCE: HORIZONTAL AT 3 M			

Rg	Frequency [MHz]	PK+ Level [dBm]	PK+ Limit [dBm]	PK+ Margin [dB]	Correction [dB]	Polarization	Azimuth [deg]	Antenna Height [m]
4	3,502.000	-52.02	-13.00	39.02	20.55	H	154.7	1.00
4	3,540.000	-51.69	-13.00	38.69	20.63	H	1	1.00
4	5,253.000	-48.60	-13.00	35.60	23.64	H	359	2.00
4	5,310.000	-49.75	-13.00	36.75	23.62	H	1.3	2.00

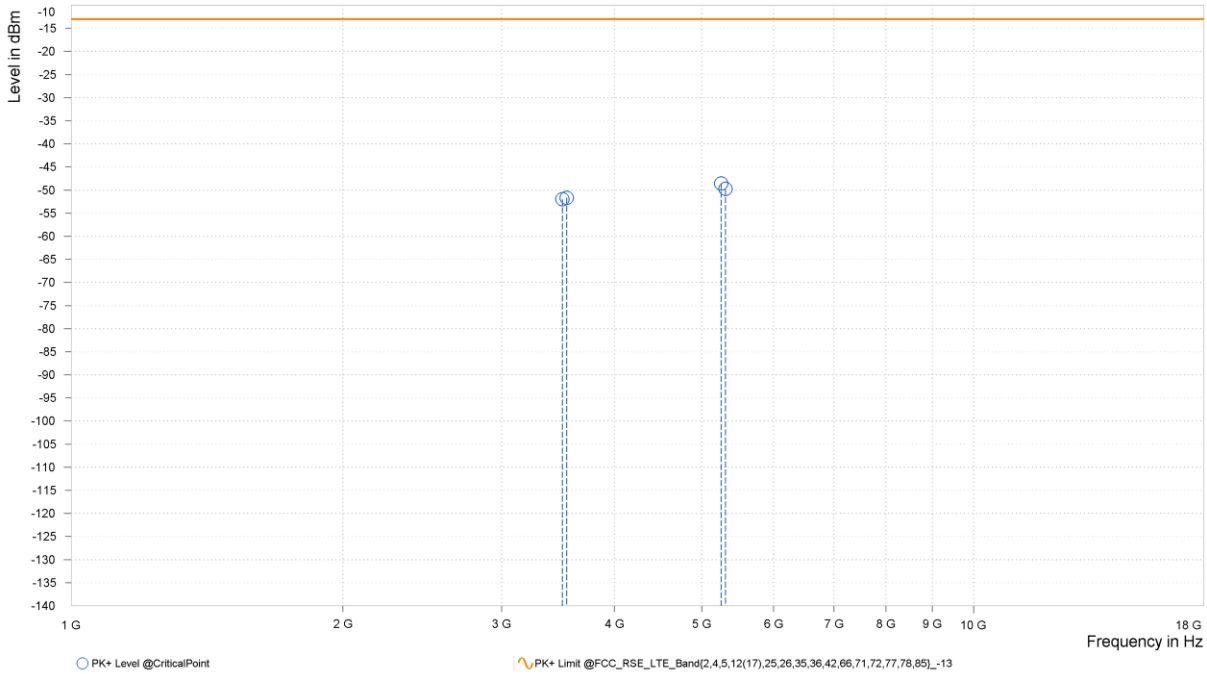

MODE	TX channel PCC 132428 TX channel SCC 132572	FREQUENCY RANGE	Above 1000MHz
ENVIRONMENTAL CONDITIONS	23deg. C, 70%RH	INPUT POWER	AC 120V/60Hz
TESTED BY	Jace Hu		
ANTENNA POLARITY & TEST DISTANCE: VERTICAL AT 3 M			

Rg	Frequency [MHz]	PK+ Level [dBm]	PK+ Limit [dBm]	PK+ Margin [dB]	Correction [dB]	Polarization	Azimuth [deg]	Antenna Height [m]
4	3,502.000	-51.31	-13.00	38.31	21.31	V	1	2.00
4	3,540.000	-50.63	-13.00	37.63	21.15	V	359	1.00
4	5,253.000	-48.77	-13.00	35.77	24.12	V	316.1	1.00
4	5,310.000	-49.59	-13.00	36.59	24.14	V	153.5	1.00

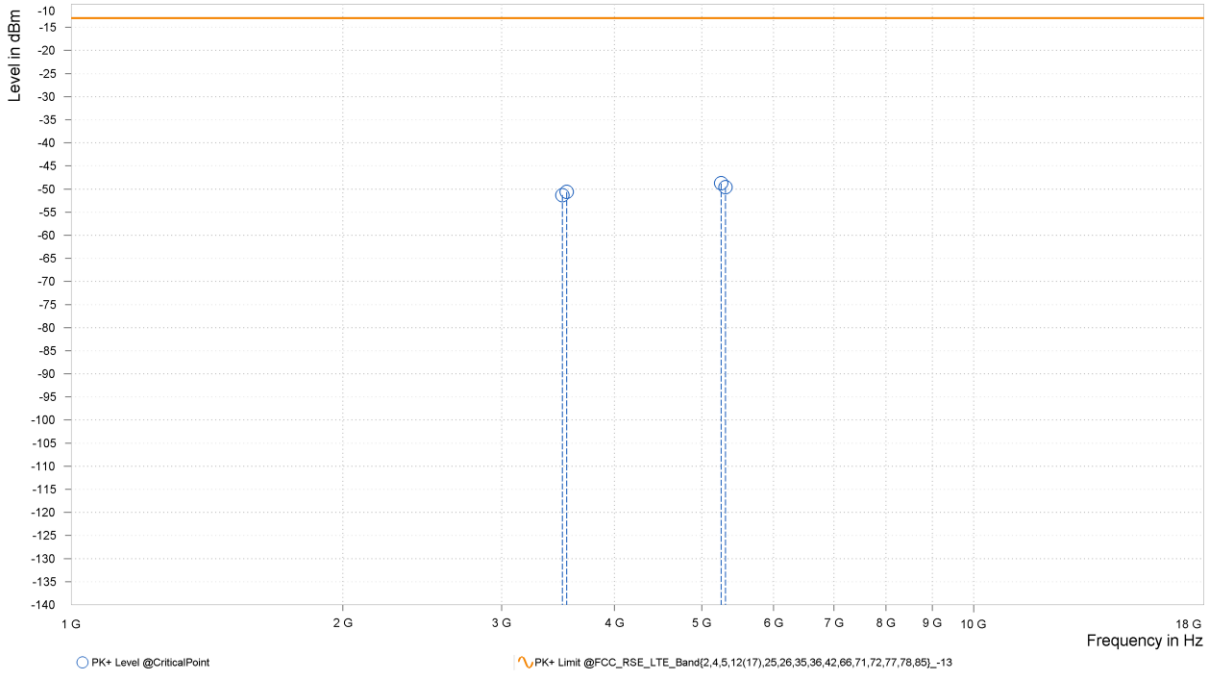

CHANNEL BANDWIDTH: (15+15) MHz / QPSK

MODE	TX channel PCC 132347 TX channel SCC 132497	**FREQUENCY RANGE**	Above 1000MHz
ENVIRONMENTAL CONDITIONS	23deg. C, 70%RH	**INPUT POWER**	AC 120V/60Hz
TESTED BY	Jace Hu		
ANTENNA POLARITY & TEST DISTANCE: HORIZONTAL AT 3 M			

Rg	Frequency [MHz]	PK+ Level [dBm]	PK+ Limit [dBm]	PK+ Margin [dB]	Correction [dB]	Polarization	Azimuth [deg]	Antenna Height [m]
4	3,481.500	-51.38	-13.00	38.38	20.47	H	0.9	2.00
4	3,511.500	-52.25	-13.00	39.25	20.56	H	359.1	1.00
4	5,222.000	-47.92	-13.00	34.92	23.53	H	0.9	2.00
4	5,267.000	-50.15	-13.00	37.15	23.63	H	1	1.00

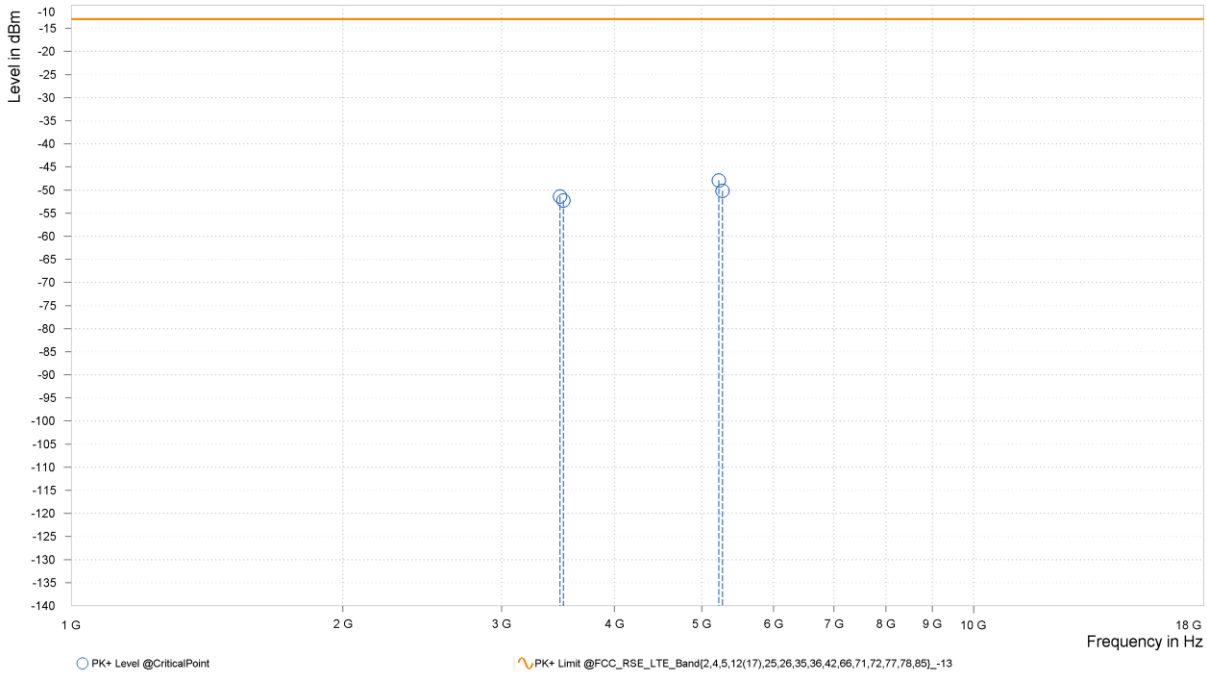

MODE	TX channel PCC 132347 TX channel SCC 132497	FREQUENCY RANGE	Above 1000MHz
ENVIRONMENTAL CONDITIONS	23deg. C, 70%RH	INPUT POWER	AC 120V/60Hz
TESTED BY	Jace Hu		
ANTENNA POLARITY & TEST DISTANCE: VERTICAL AT 3 M			

Rg	Frequency [MHz]	PK+ Level [dBm]	PK+ Limit [dBm]	PK+ Margin [dB]	Correction [dB]	Polarization	Azimuth [deg]	Antenna Height [m]
4	3,481.500	-51.38	-13.00	38.38	21.23	V	1	2.00
4	3,511.500	-50.24	-13.00	37.24	21.24	V	1	1.00
4	5,222.000	-51.48	-13.00	38.48	24.08	V	359	2.00
4	5,267.000	-49.97	-13.00	36.97	24.12	V	359	1.00

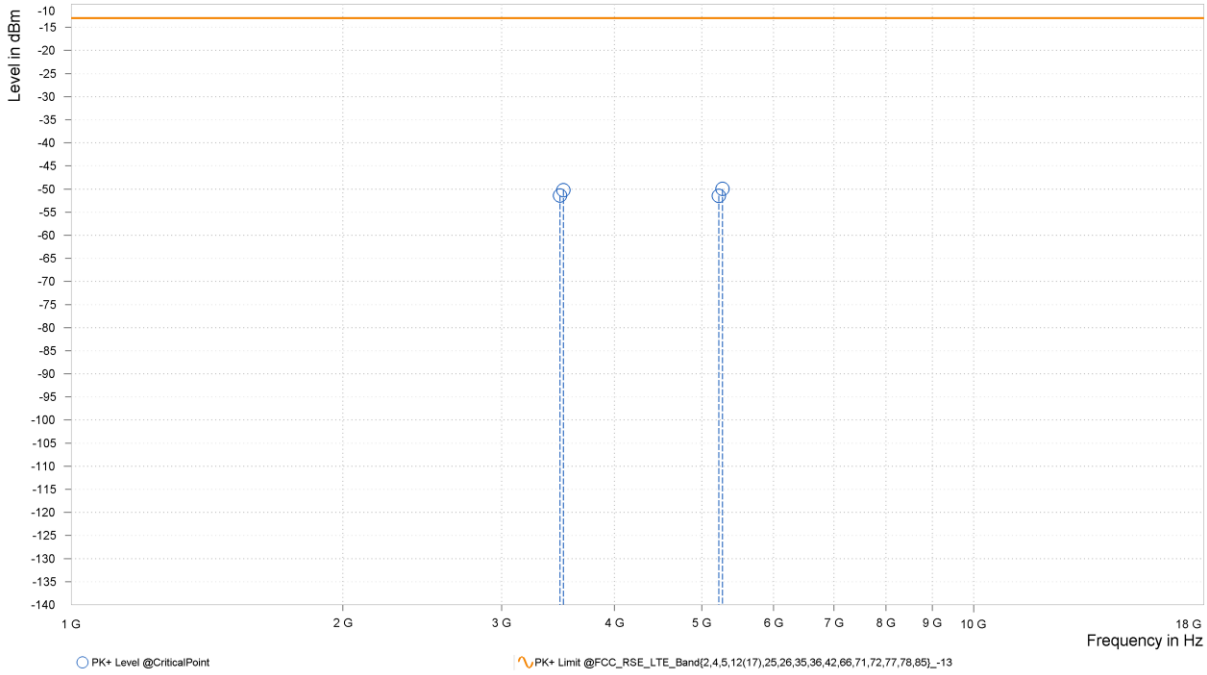

CHANNEL BANDWIDTH: (15+20) MHz / QPSK

MODE	TX channel PCC 132325 TX channel SCC 132496	**FREQUENCY RANGE**	Above 1000MHz
ENVIRONMENTAL CONDITIONS	23deg. C, 70%RH	**INPUT POWER**	AC 120V/60Hz
TESTED BY	Jace Hu		
ANTENNA POLARITY & TEST DISTANCE: HORIZONTAL AT 3 M			

Rg	Frequency [MHz]	PK+ Level [dBm]	PK+ Limit [dBm]	PK+ Margin [dB]	Correction [dB]	Polarization	Azimuth [deg]	Antenna Height [m]
4	3,417.000	-51.24	-13.00	38.24	20.68	H	316.1	1.00
4	3,507.000	-52.91	-13.00	39.91	20.55	H	0.9	2.00
4	5,125.500	-49.82	-13.00	36.82	23.04	H	1	1.00
4	5,260.000	-50.27	-13.00	37.27	23.63	H	359.1	1.00

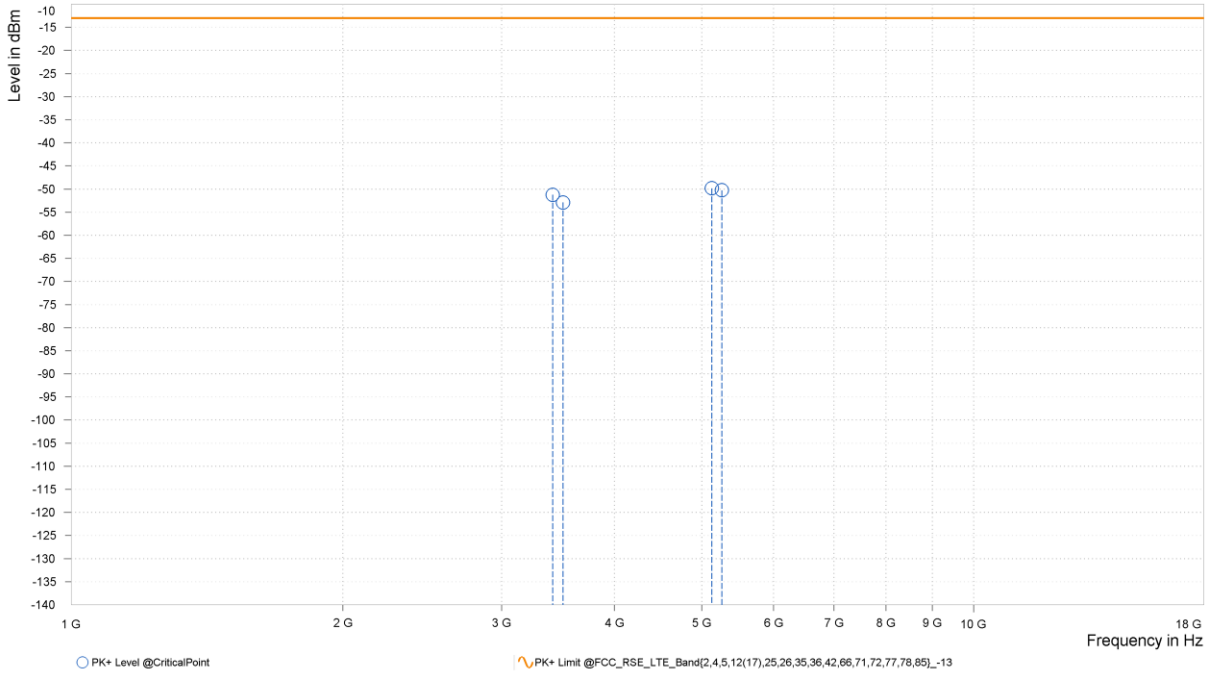

MODE	TX channel PCC 132325 TX channel SCC 132496	**FREQUENCY RANGE**	Above 1000MHz
ENVIRONMENTAL CONDITIONS	23deg. C, 70%RH	**INPUT POWER**	AC 120V/60Hz
TESTED BY	Jace Hu		
ANTENNA POLARITY & TEST DISTANCE: VERTICAL AT 3 M			

Rg	Frequency [MHz]	PK+ Level [dBm]	PK+ Limit [dBm]	PK+ Margin [dB]	Correction [dB]	Polarization	Azimuth [deg]	Antenna Height [m]
4	3,417.000	-50.01	-13.00	37.01	20.97	V	206.5	2.00
4	3,507.000	-49.72	-13.00	36.72	21.27	V	359	2.00
4	5,125.500	-50.19	-13.00	37.19	23.41	V	0.9	2.00
4	5,260.000	-49.51	-13.00	36.51	24.12	V	155.8	1.00

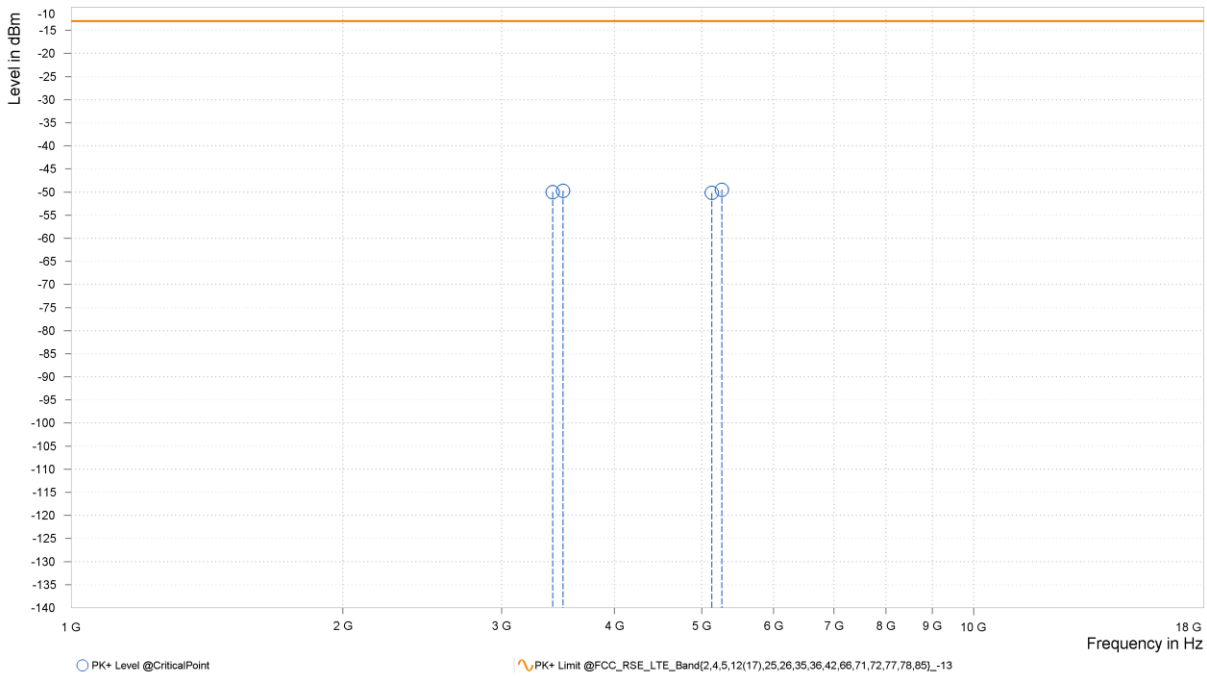

CHANNEL BANDWIDTH: (20+5) MHz / QPSK

MODE	TX channel PCC 132397 TX channel SCC 132514	**FREQUENCY RANGE**	Above 1000MHz
ENVIRONMENTAL CONDITIONS	23deg. C, 70%RH	**INPUT POWER**	AC 120V/60Hz
TESTED BY	Jace Hu		
ANTENNA POLARITY & TEST DISTANCE: HORIZONTAL AT 3 M			

Rg	Frequency [MHz]	PK+ Level [dBm]	PK+ Limit [dBm]	PK+ Margin [dB]	Correction [dB]	Polarization	Azimuth [deg]	Antenna Height [m]
4	3,487.000	-51.09	-13.00	38.09	20.50	H	359	2.00
4	3,524.000	-50.07	-13.00	37.07	20.62	H	155.8	1.00
4	5,230.500	-49.67	-13.00	36.67	23.56	H	359	2.00
4	5,285.850	-49.95	-13.00	36.95	23.61	H	1	1.00

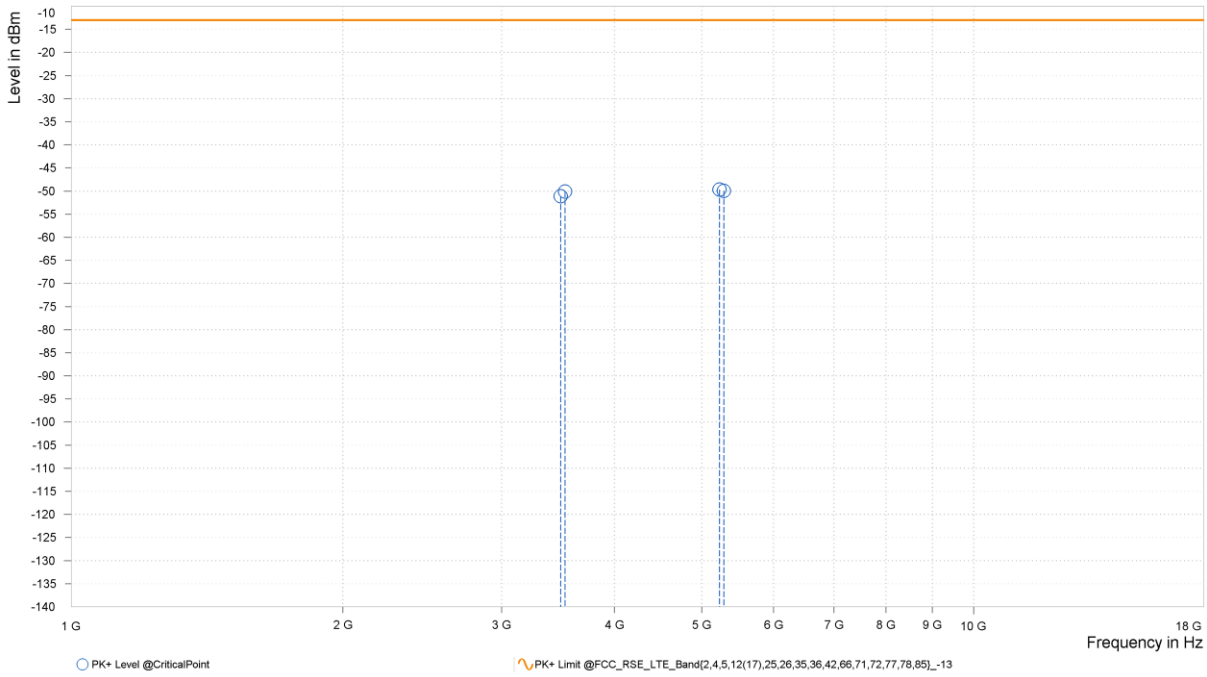

MODE	TX channel PCC 132397 TX channel SCC 132514	**FREQUENCY RANGE**	Above 1000MHz
ENVIRONMENTAL CONDITIONS	23deg. C, 70%RH	**INPUT POWER**	AC 120V/60Hz
TESTED BY	Jace Hu		
ANTENNA POLARITY & TEST DISTANCE: VERTICAL AT 3 M			

Rg	Frequency [MHz]	PK+ Level [dBm]	PK+ Limit [dBm]	PK+ Margin [dB]	Correction [dB]	Polarization	Azimuth [deg]	Antenna Height [m]
4	3,487.000	-51.39	-13.00	38.39	20.50	H	202.9	2.00
4	3,524.000	-51.90	-13.00	38.90	20.62	H	153.4	1.00
4	5,230.500	-49.66	-13.00	36.66	23.56	H	153.4	1.00
4	5,285.850	-49.44	-13.00	36.44	23.61	H	1	2.00

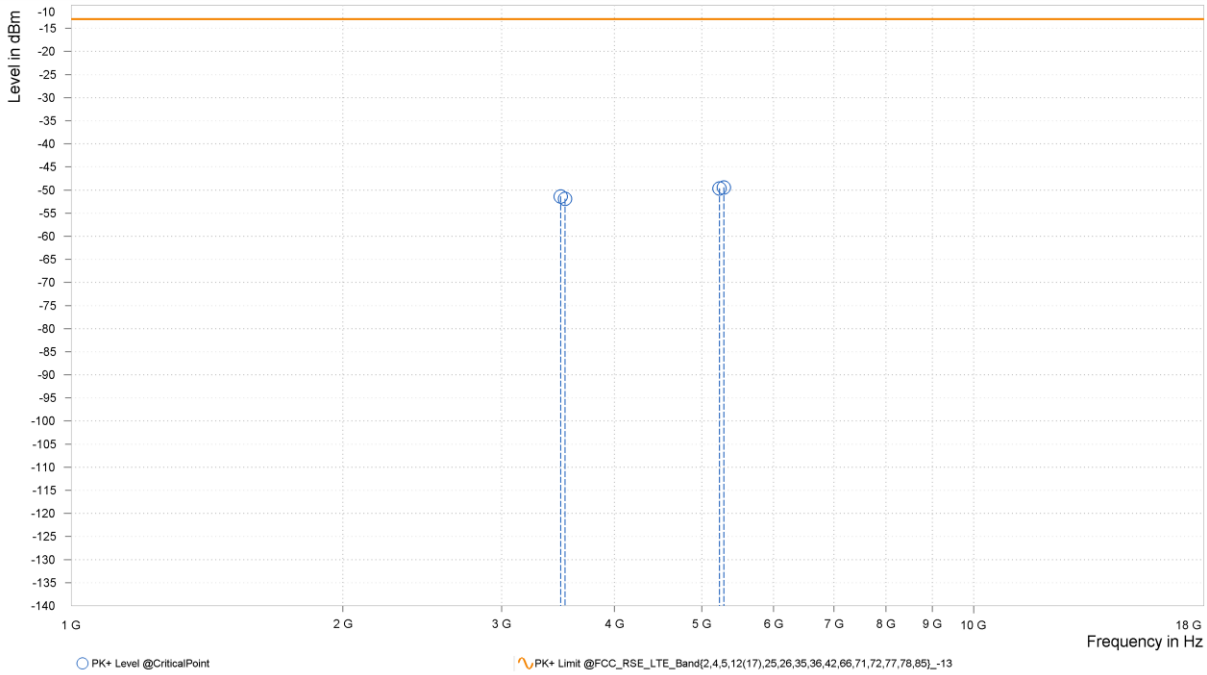

CHANNEL BANDWIDTH: (20+20) MHz / QPSK

MODE	TX channel PCC 132323 TX channel SCC 132521	**FREQUENCY RANGE**	Above 1000MHz
ENVIRONMENTAL CONDITIONS	23deg. C, 70%RH	**INPUT POWER**	AC 120V/60Hz
TESTED BY	Jace Hu		
ANTENNA POLARITY & TEST DISTANCE: HORIZONTAL AT 3 M			

Rg	Frequency [MHz]	PK+ Level [dBm]	PK+ Limit [dBm]	PK+ Margin [dB]	Correction [dB]	Polarization	Azimuth [deg]	Antenna Height [m]
4	3,472.000	-51.08	-13.00	38.08	20.43	H	358.4	1.00
4	3,512.000	-50.26	-13.00	37.26	20.57	H	41.5	2.00
4	5,208.000	-50.18	-13.00	37.18	23.47	H	358.4	1.00
4	5,268.000	-49.71	-13.00	36.71	23.63	H	1	2.00

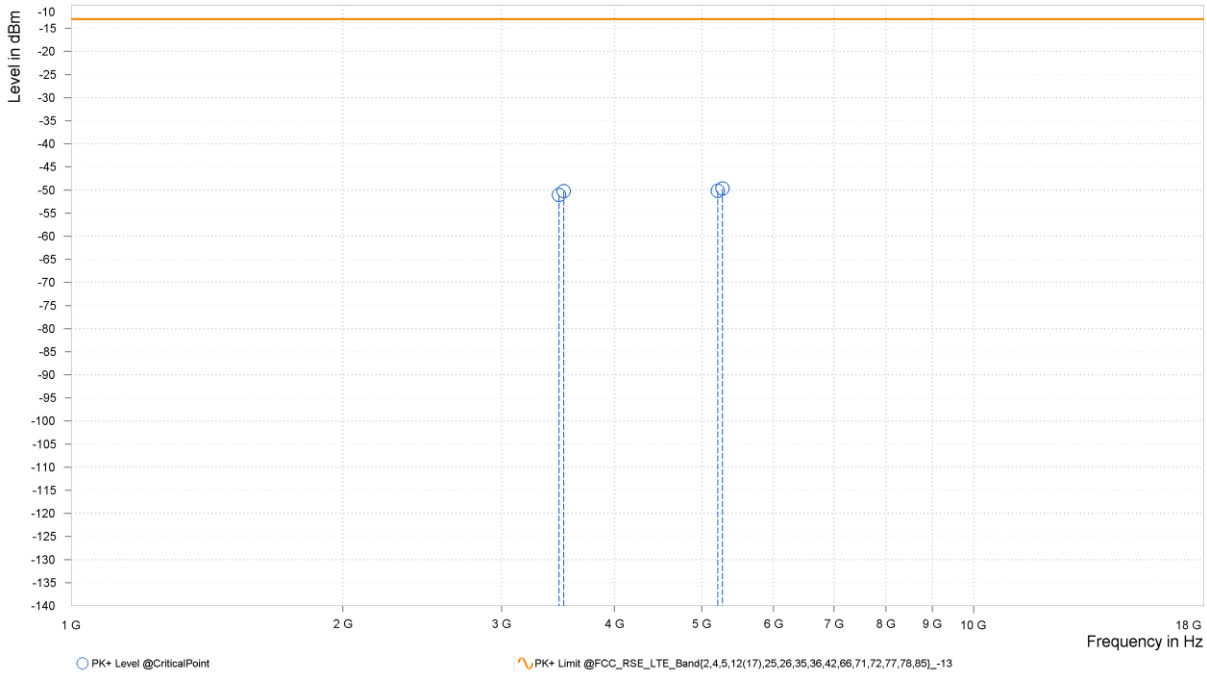

MODE	TX channel PCC 132323 TX channel SCC 132521	FREQUENCY RANGE	Above 1000MHz
ENVIRONMENTAL CONDITIONS	23deg. C, 70%RH	INPUT POWER	AC 120V/60Hz
TESTED BY	Jace Hu		
ANTENNA POLARITY & TEST DISTANCE: VERTICAL AT 3 M			

Rg	Frequency [MHz]	PK+ Level [dBm]	PK+ Limit [dBm]	PK+ Margin [dB]	Correction [dB]	Polarization	Azimuth [deg]	Antenna Height [m]
4	3,472.000	-51.43	-13.00	38.43	21.15	V	1.1	2.00
4	3,512.000	-49.34	-13.00	36.34	21.24	V	358.6	1.00
4	5,208.000	-48.77	-13.00	35.77	24.07	V	0.9	2.00
4	5,268.000	-48.89	-13.00	35.89	24.12	V	1.1	2.00

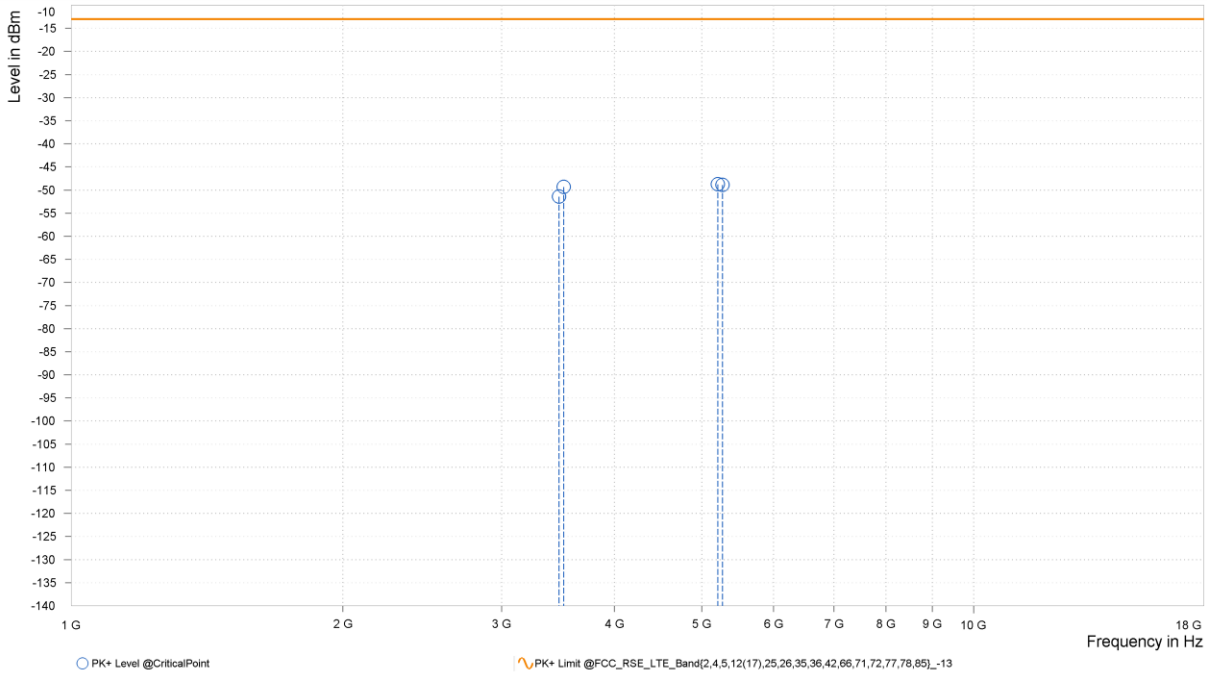

3.7 PEAK TO AVERAGE RATIO

3.7.1 LIMITS OF PEAK TO AVERAGE RATIO MEASUREMENT

In measuring transmissions in this band using an average power technique, the peak to-average ratio (PAR) of the transmission may not exceed 13 dB

3.7.2 TEST SETUP

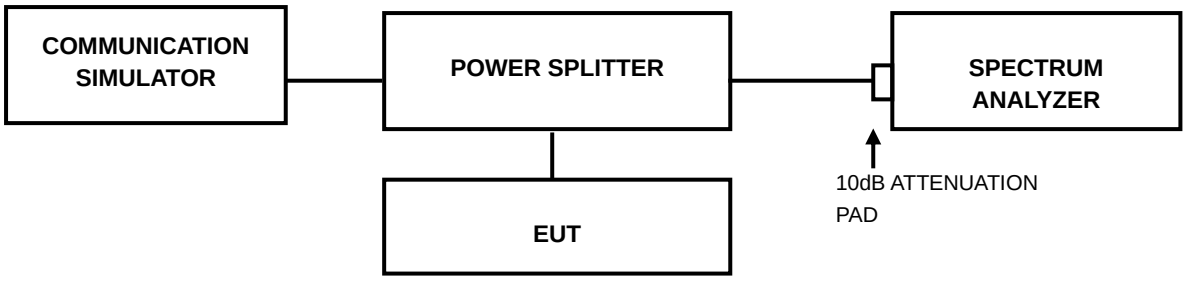

3.7.3 TEST PROCEDURES

1. Set resolution/measurement bandwidth ≥ signal's occupied bandwidth;
2. Set the number of counts to a value that stabilizes the measured CCDF curve;
3. Record the maximum PAPR level associated with a probability of 0.1%.

3.7.4 TEST RESULTS

Please Refer to single band Appendix G&H.

4 INFORMATION ON THE TESTING LABORATORIES

We, BV 7LAYERS COMMUNICATIONS TECHNOLOGY (SHENZHEN) CO. LTD., were founded in 2015 to provide our best service in EMC, Radio, Telecom and Safety consultation. Our laboratories are accredited and approved according to ISO/IEC 17025.

If you have any comments, please feel free to contact us at the following:

Shenzhen EMC/RF Lab:
Tel: +86-755-88696566
Fax: +86-755-88696577

Email: customerservice.sw@cn.bureauveritas.com
Web Site: www.adt.com.tw

The address and road map of all our labs can be found in our web site also.

5 MODIFICATIONS RECORDERS FOR ENGINEERING CHANGES TO THE EUT BY THE LAB

No any modifications are made to the EUT by the lab during the test.

--END--