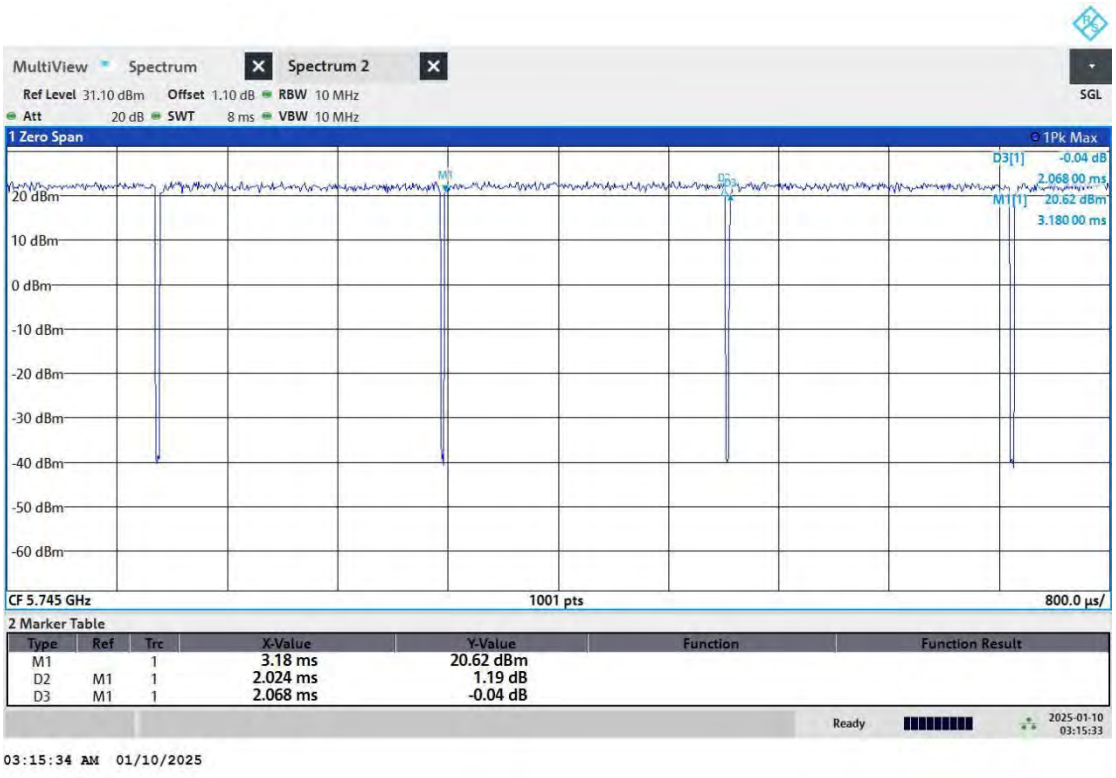

11N20SISO_ANT6 _5180

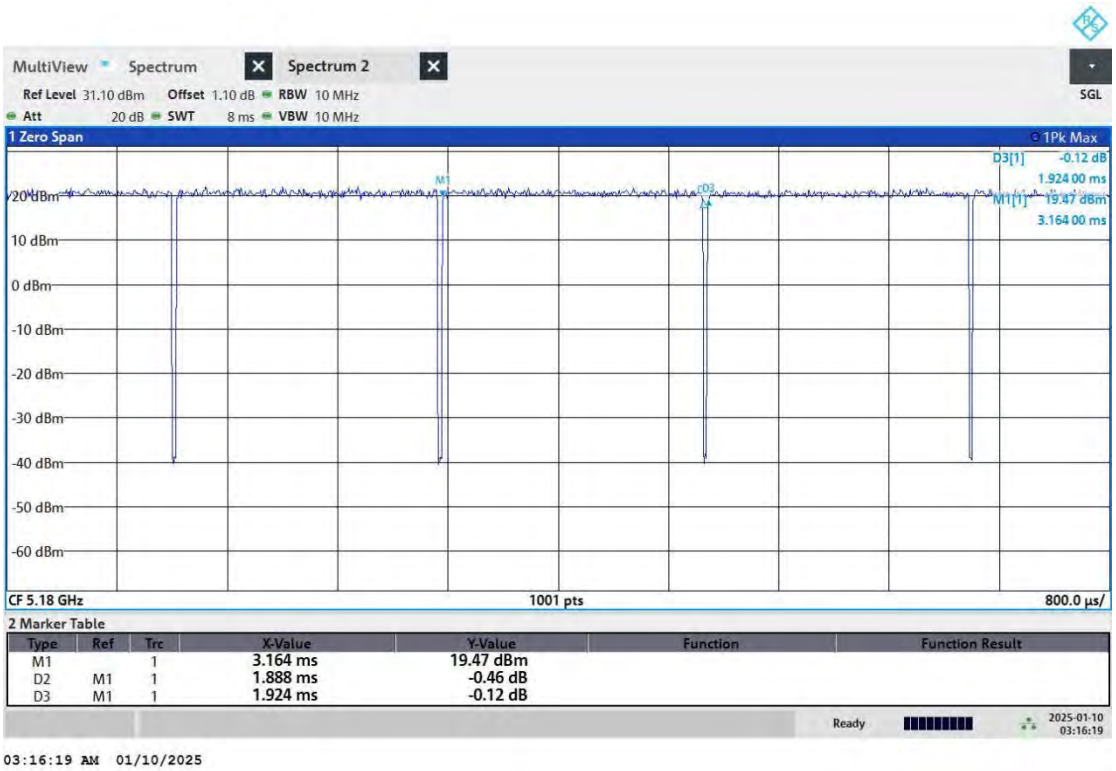

Band4-11N20SISO_ANT6 _5745

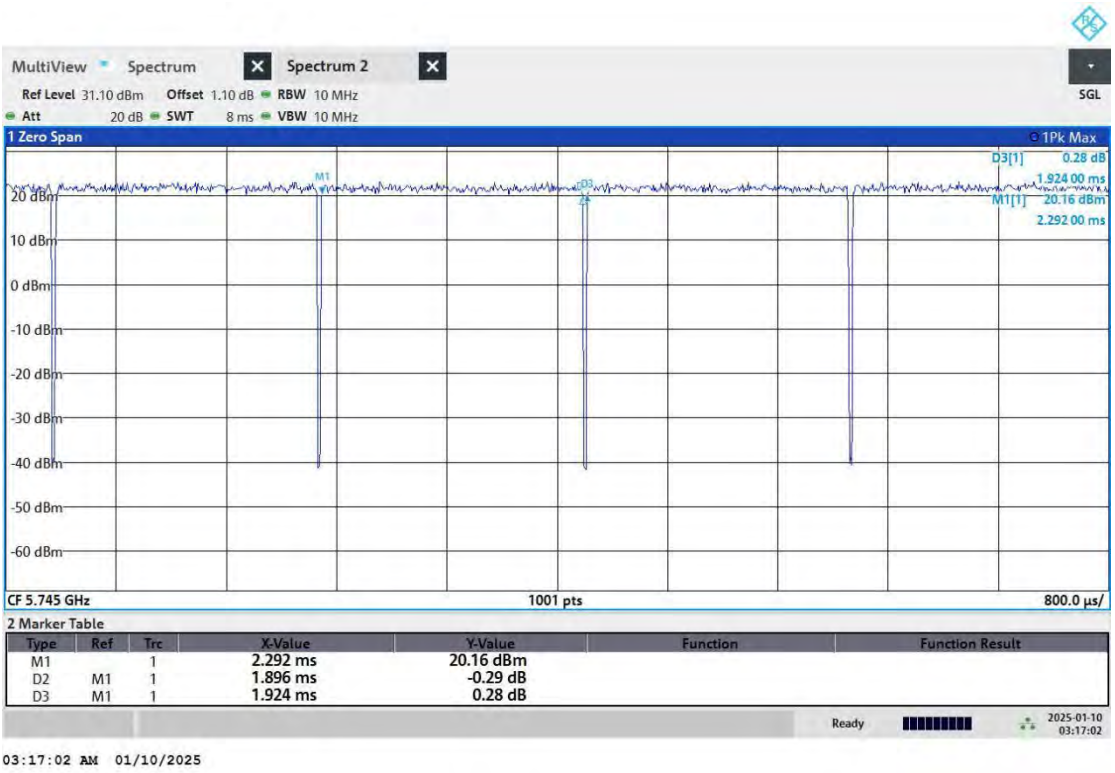

11N40SISO_ANT6 _5190

Band4-11N40SISO_ANT6 _5755

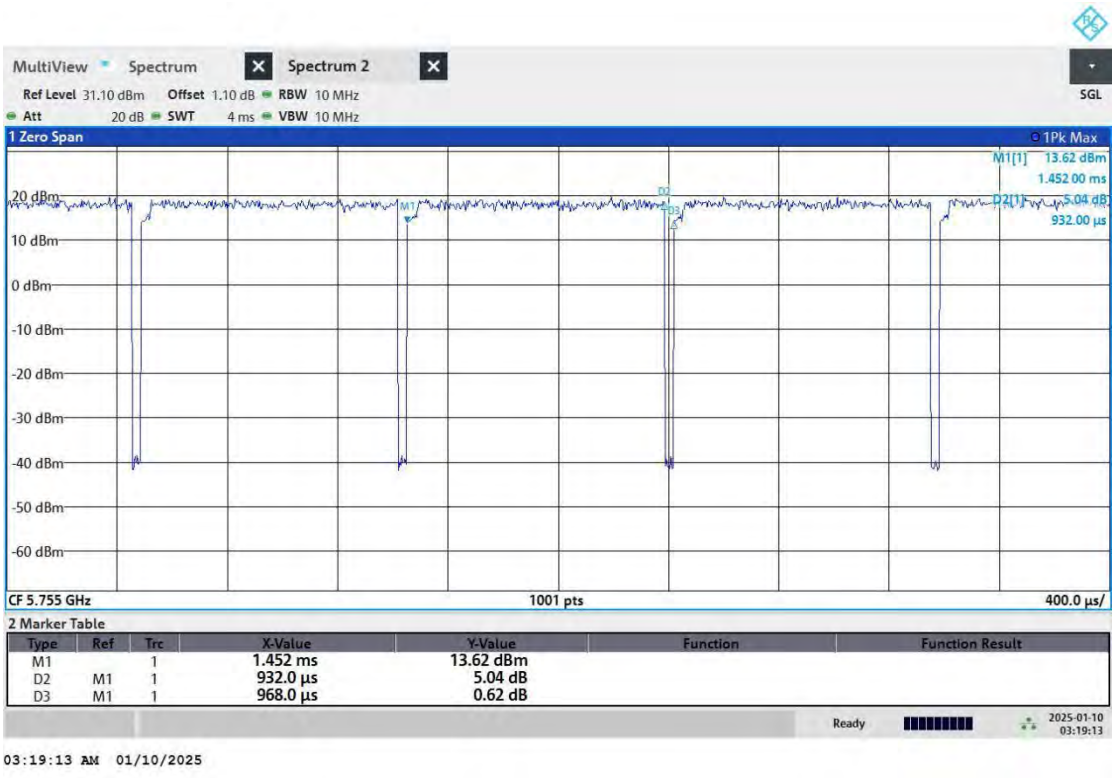

11AC80SISO_ANT6 _5210

Band4-11AC80SISO_ANT6 _5775

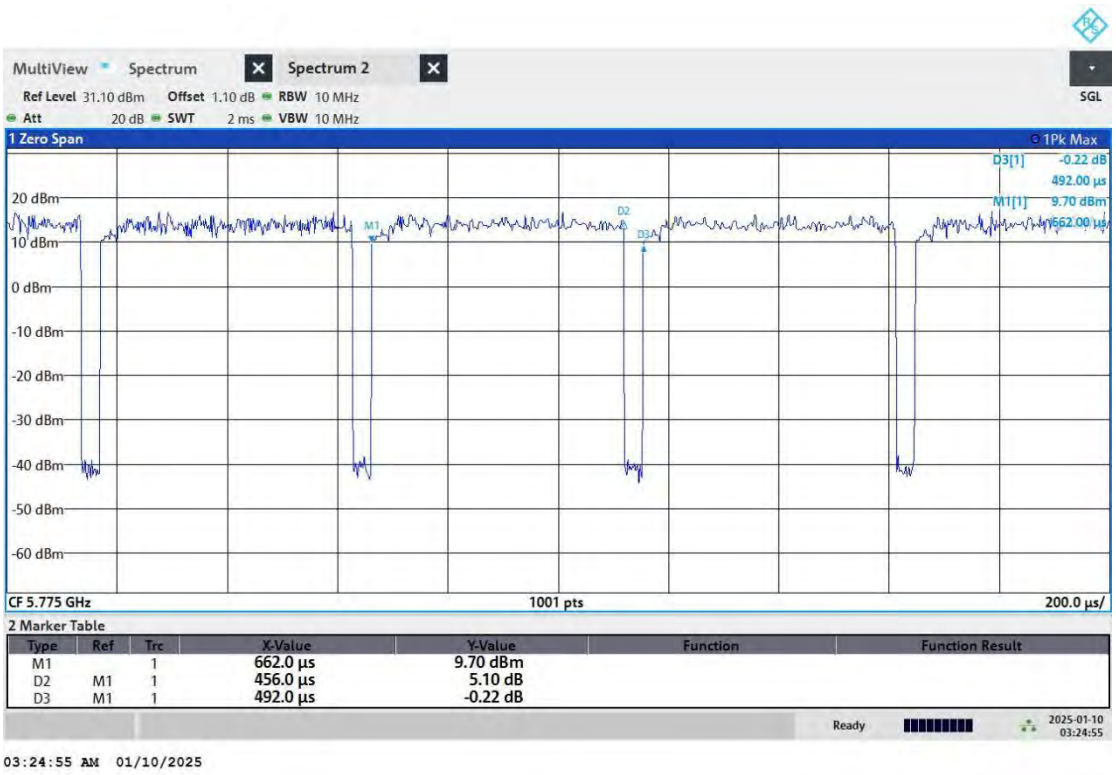
MultiView
Spectrum
Spectrum 2
Ref Level 31.10 dBm Offset 1.10 dB RBW 10 MHz
Att 20 dB SWT 2 ms VBW 10 MHz
SGL
1 Zero Span
1Pk Max
D3[1] -0.22 dB
492.00 µs
M1[1] 9.70 dBm
662.00 µs
20 dBm
10 dBm
0 dBm
-10 dBm
-20 dBm
-30 dBm
-40 dBm
-50 dBm
-60 dBm
CF 5.775 GHz
1001 pts
200.0 µs/
2 Marker Table
Type Ref Trc X-Value Y-Value Function Function Result
M1 1 662.0 µs 9.70 dBm
D2 M1 1 456.0 µs 5.10 dB
D3 M1 1 492.0 µs -0.22 dB
Ready
2025-01-10
03:24:55
03:24:55 AM 01/10/2025

TEST RESULT

Power Table For_U-NII-1									
Test Mode	TX Mod.	Freq. (MHz)	Ant.	Maximum Conducted Power (dBm)	FCC Conducted Power Limit (dBm)	EIRP (dBm)	FCC EIRP Limit	Verdict	Power Setting
11A	SISO	5180	ANT6	18.79	≤24.00	16.79	≤36.00	Pass	18
		5200	ANT6	18.67	≤24.00	16.67	≤36.00	Pass	18
		5240	ANT6	18.96	≤24.00	16.96	≤36.00	Pass	18
11N20	SISO	5180	ANT6	18.48	≤24.00	16.48	≤36.00	Pass	18
		5200	ANT6	18.37	≤24.00	16.37	≤36.00	Pass	18
		5240	ANT6	18.71	≤24.00	16.71	≤36.00	Pass	18
11N40	SISO	5190	ANT6	17.69	≤24.00	15.69	≤36.00	Pass	17
		5230	ANT6	18.16	≤24.00	16.16	≤36.00	Pass	17
11N40	SISO	5180	ANT6	17.23	≤24.00	15.23	≤36.00	Pass	17
		5200	ANT6	17.34	≤24.00	15.34	≤36.00	Pass	17
		5240	ANT6	17.69	≤24.00	15.69	≤36.00	Pass	17
11AC40	SISO	5190	ANT6	17.21	≤24.00	15.21	≤36.00	Pass	16.5
		5230	ANT6	17.66	≤24.00	15.66	≤36.00	Pass	16.5
11AC80	SISO	5210	ANT6	16.33	≤24.00	14.33	≤36.00	Pass	15.5
Note:The Maximum Conducted Power with duty cycle factor.									

Power Table For_U-NII-2A									
Test Mode	TX Mod.	Freq. (MHz)	Ant.	Maximum Conducted Power (dBm)	FCC Conducted Power Limit (dBm)	EIRP (dBm)	FCC EIRP Limit	Verdict	Power Setting
11A	SISO	5260	ANT6	18.32	≤24.00	16.32	≤30.00	Pass	17.5
		5300	ANT6	18.77	≤24.00	16.77	≤30.00	Pass	17.5
		5320	ANT6	18.68	≤24.00	16.68	≤30.00	Pass	17.5
11N20	SISO	5260	ANT6	18.08	≤24.00	16.08	≤30.00	Pass	17.5
		5300	ANT6	18.54	≤24.00	16.54	≤30.00	Pass	17.5
		5320	ANT6	18.46	≤24.00	16.46	≤30.00	Pass	17.5
11N40	SISO	5270	ANT6	17.17	≤24.00	15.17	≤30.00	Pass	16.5
		5310	ANT6	17.41	≤24.00	15.41	≤30.00	Pass	16.5
11N40	SISO	5260	ANT6	17.36	≤24.00	15.36	≤30.00	Pass	16.5
		5300	ANT6	17.85	≤24.00	15.85	≤30.00	Pass	16.5
		5320	ANT6	17.87	≤24.00	15.87	≤30.00	Pass	16.5
11AC40	SISO	5270	ANT6	17.09	≤24.00	15.09	≤30.00	Pass	16.5
		5310	ANT6	17.34	≤24.00	15.34	≤30.00	Pass	16.5
11AC80	SISO	5290	ANT6	15.81	≤24.00	13.81	≤30.00	Pass	15.5
Note:The Maximum Conducted Power with duty cycle factor.									

Power Table For_U-NII-2C									
Test Mode	TX Mod.	Freq. (MHz)	Ant.	Maximum Conducted Power (dBm)	FCC Conducted Power Limit (dBm)	EIRP (dBm)	FCC EIRP Limit	Verdict	Power Setting
11A	SISO	5500	ANT6	19.01	≤24.00	17.01	≤30.00	Pass	17.5
		5580	ANT6	19.01	≤24.00	17.01	≤30.00	Pass	17.5
		5700	ANT6	19.56	≤24.00	17.56	≤30.00	Pass	17.5
		5720	ANT6	19.59	≤24.00	17.59	≤30.00	Pass	17.5
11N20	SISO	5500	ANT6	18.81	≤24.00	16.81	≤30.00	Pass	17.5
		5580	ANT6	18.82	≤24.00	16.82	≤30.00	Pass	17.5
		5700	ANT6	19.40	≤24.00	17.40	≤30.00	Pass	17.5
		5720	ANT6	19.34	≤24.00	17.34	≤30.00	Pass	17.5
11N40	SISO	5510	ANT6	18.09	≤24.00	16.09	≤30.00	Pass	16.5
		5550	ANT6	18.28	≤24.00	16.28	≤30.00	Pass	16.5
		5670	ANT6	18.55	≤24.00	16.55	≤30.00	Pass	16.5
		5710	ANT6	18.60	≤24.00	16.60	≤30.00	Pass	16.5
11N40	SISO	5500	ANT6	17.72	≤24.00	15.72	≤30.00	Pass	16.5
		5580	ANT6	17.83	≤24.00	15.83	≤30.00	Pass	16.5
		5700	ANT6	18.26	≤24.00	16.26	≤30.00	Pass	16.5
		5720	ANT6	18.29	≤24.00	16.29	≤30.00	Pass	16.5
11AC40	SISO	5510	ANT6	18.01	≤24.00	16.01	≤30.00	Pass	16.5
		5550	ANT6	18.19	≤24.00	16.19	≤30.00	Pass	16.5
		5670	ANT6	18.38	≤24.00	16.38	≤30.00	Pass	16.5
		5710	ANT6	18.40	≤24.00	16.40	≤30.00	Pass	16.5
11AC80	SISO	5530	ANT6	17.11	≤24.00	15.11	≤30.00	Pass	15.5
		5610	ANT6	17.23	≤24.00	15.23	≤30.00	Pass	15.5
		5690	ANT6	17.58	≤24.00	15.58	≤30.00	Pass	15.5
Note:The Maximum Conducted Power with duty cycle factor.									

Power Table For_UNII-3								
Test Mode	TX Mod.	Freq. (MHz)	Ant.	Maximum Conducted Power (dBm)	Conducted Power Limit (dBm)	EIRP (dBm)	Verdict	Power Setting
11A	SISO	5745	ANT6	19.12	≤30.00	17.12	Pass	17
		5785	ANT6	18.45	≤30.00	16.45	Pass	17
		5825	ANT6	18.89	≤30.00	16.89	Pass	17
11N20	SISO	5745	ANT6	18.90	≤30.00	16.90	Pass	17
		5785	ANT6	18.41	≤30.00	16.41	Pass	17
		5825	ANT6	18.66	≤30.00	16.66	Pass	17
11N40	SISO	5755	ANT6	18.44	≤30.00	16.44	Pass	16.5
		5795	ANT6	18.08	≤30.00	16.08	Pass	16.5
11N40	SISO	5745	ANT6	18.06	≤30.00	16.06	Pass	16
		5785	ANT6	17.45	≤30.00	15.45	Pass	16
		5825	ANT6	17.80	≤30.00	15.80	Pass	16
11AC40	SISO	5755	ANT6	18.39	≤30.00	16.39	Pass	16.5
		5795	ANT6	18.02	≤30.00	16.02	Pass	16.5
11AC80	SISO	5775	ANT6	17.57	≤30.00	15.57	Pass	15.5

MAXIMUM POWER SPECTRAL DENSITY

TEST RESULT

TestMode	Antenna	Frequency[MHz]	Result [dBm/MHz]	PSD Limit [dBm/MHz]	Verdict
11A	ANT6	5180	8.249	≤11.00	Pass
	ANT6	5200	8.121	≤11.00	Pass
	ANT6	5240	8.221	≤11.00	Pass
	ANT6	5260	7.431	≤11.00	Pass
	ANT6	5300	7.559	≤11.00	Pass
	ANT6	5320	7.668	≤11.00	Pass
	ANT6	5500	7.822	≤11.00	Pass
	ANT6	5580	7.573	≤11.00	Pass
	ANT6	5700	8.708	≤11.00	Pass
	ANT6	5720	8.553	≤11.00	Pass
	ANT6	5745	5.637	≤30.00	Pass
	ANT6	5785	4.627	≤30.00	Pass
	ANT6	5825	5.346	≤30.00	Pass
11N20SISO	ANT6	5180	6.909	≤11.00	Pass
	ANT6	5200	6.693	≤11.00	Pass
	ANT6	5240	7.282	≤11.00	Pass
	ANT6	5260	6.53	≤11.00	Pass
	ANT6	5300	6.836	≤11.00	Pass
	ANT6	5320	6.88	≤11.00	Pass
	ANT6	5500	7.528	≤11.00	Pass
	ANT6	5580	7.297	≤11.00	Pass
	ANT6	5700	7.953	≤11.00	Pass
	ANT6	5720	8.077	≤11.00	Pass
	ANT6	5745	4.831	≤30.00	Pass
	ANT6	5785	3.547	≤30.00	Pass
	ANT6	5825	4.226	≤30.00	Pass
11N40SISO	ANT6	5190	4.122	≤11.00	Pass
	ANT6	5230	4.155	≤11.00	Pass
	ANT6	5270	3.172	≤11.00	Pass
	ANT6	5310	3.304	≤11.00	Pass

	ANT6	5510	3.745	≤11.00	Pass
	ANT6	5550	3.948	≤11.00	Pass
	ANT6	5670	4.367	≤11.00	Pass
	ANT6	5710	4.595	≤11.00	Pass
	ANT6	5755	1.986	≤30.00	Pass
	ANT6	5795	1.199	≤30.00	Pass
11AC80SISO	ANT6	5210	-0.518	≤11.00	Pass
	ANT6	5290	-1.611	≤11.00	Pass
	ANT6	5530	-0.328	≤11.00	Pass
	ANT6	5610	0.021	≤11.00	Pass
	ANT6	5690	0.808	≤11.00	Pass
	ANT6	5775	-2.762	≤30.00	Pass

TEST GRAPHS

11A_ANT6_5180

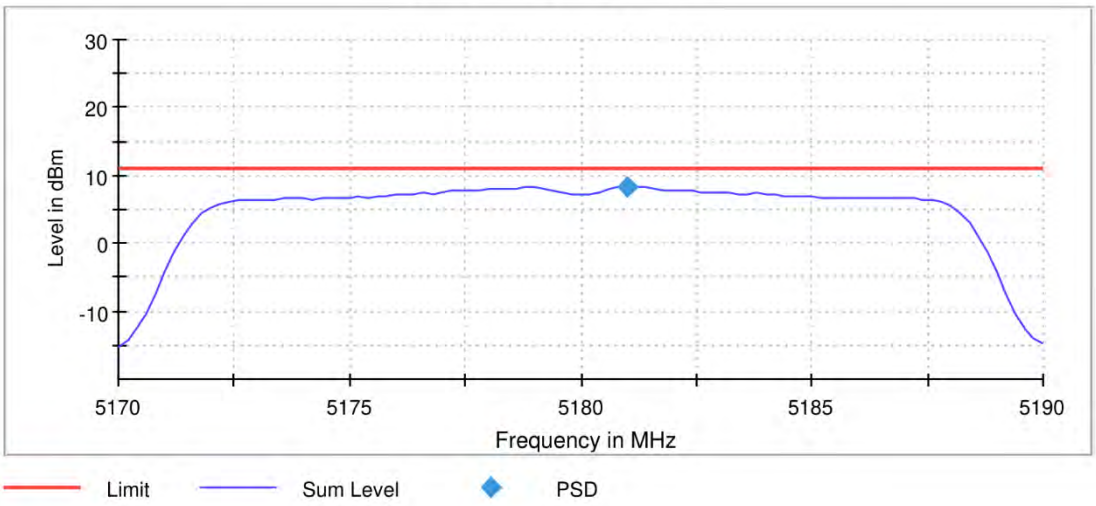

11A _ANT6_5200

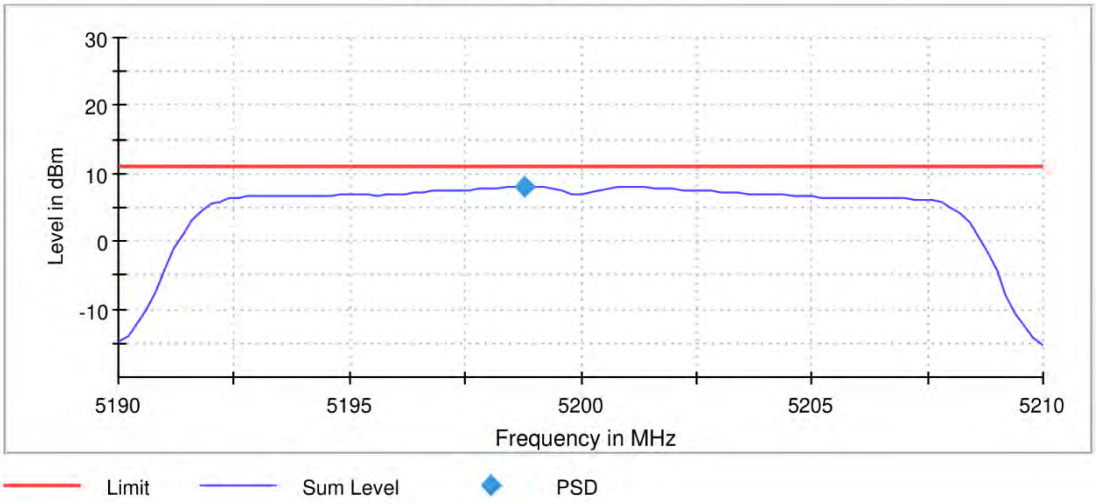

11A _ANT6_5240

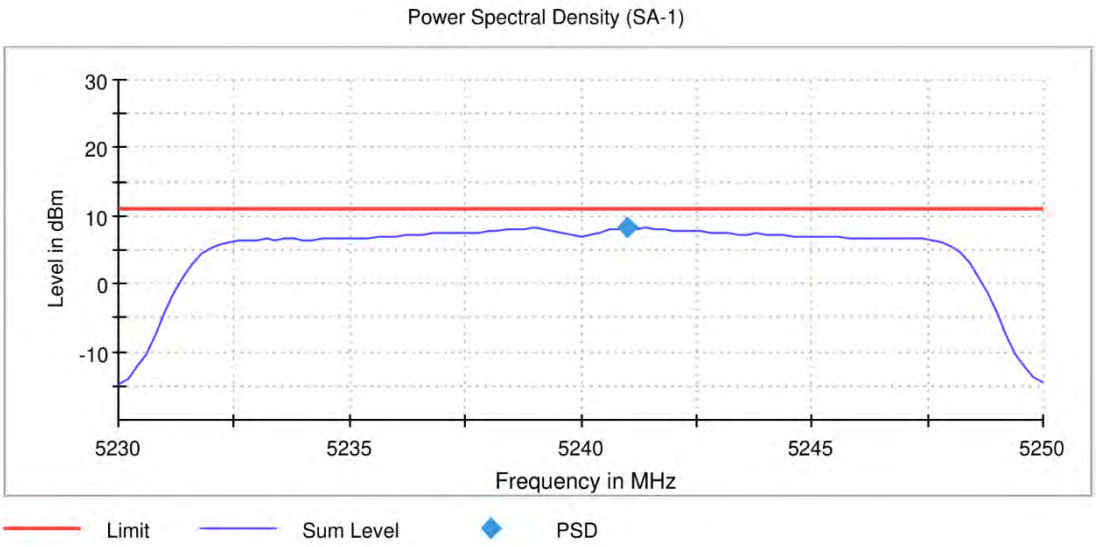

11A _ANT6_5260

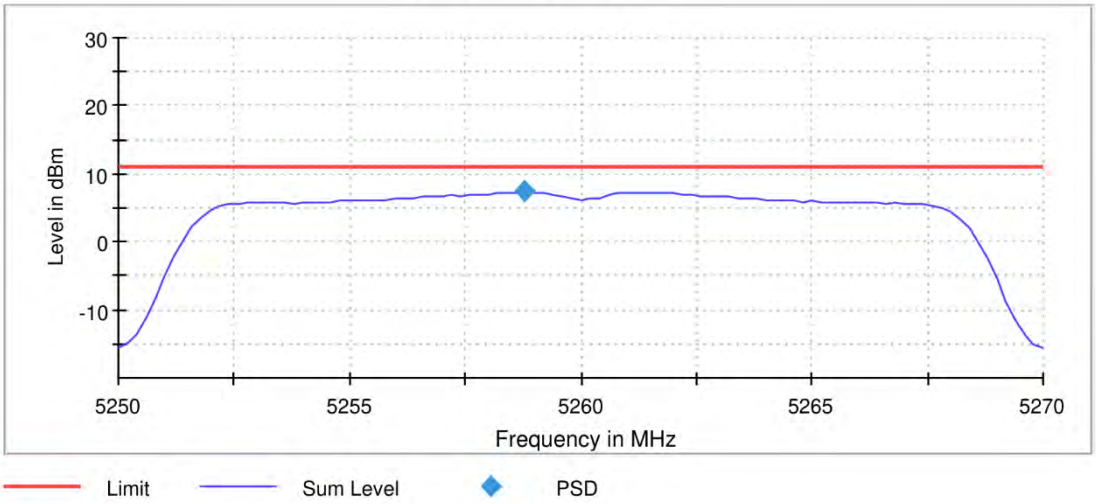

11A _ANT6_5300

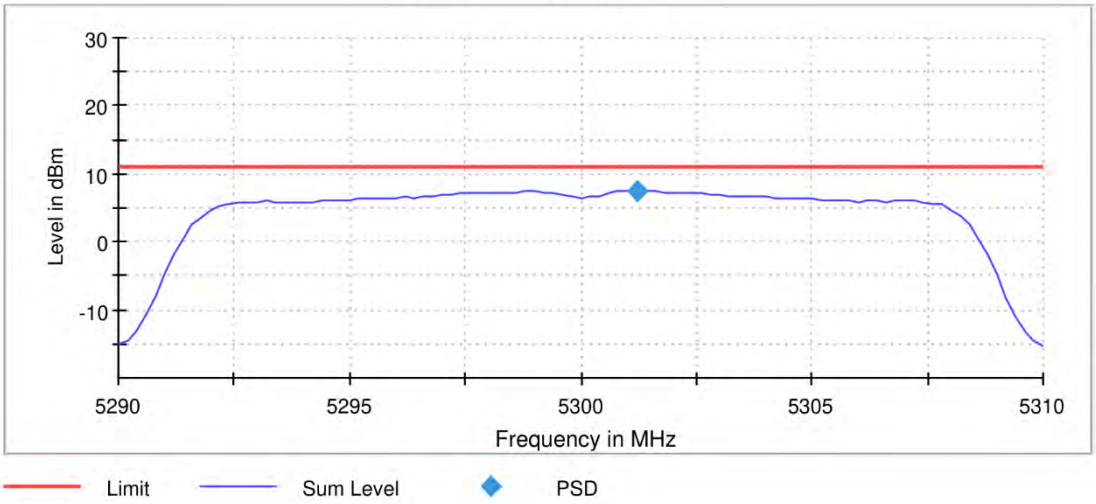

11A _ANT6_5320

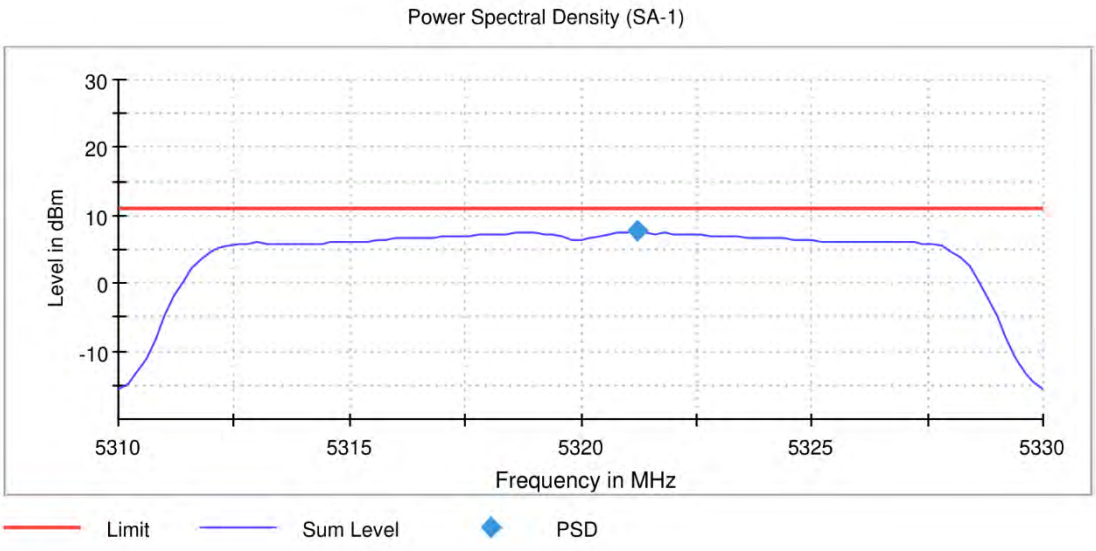

11A _ANT6_5500

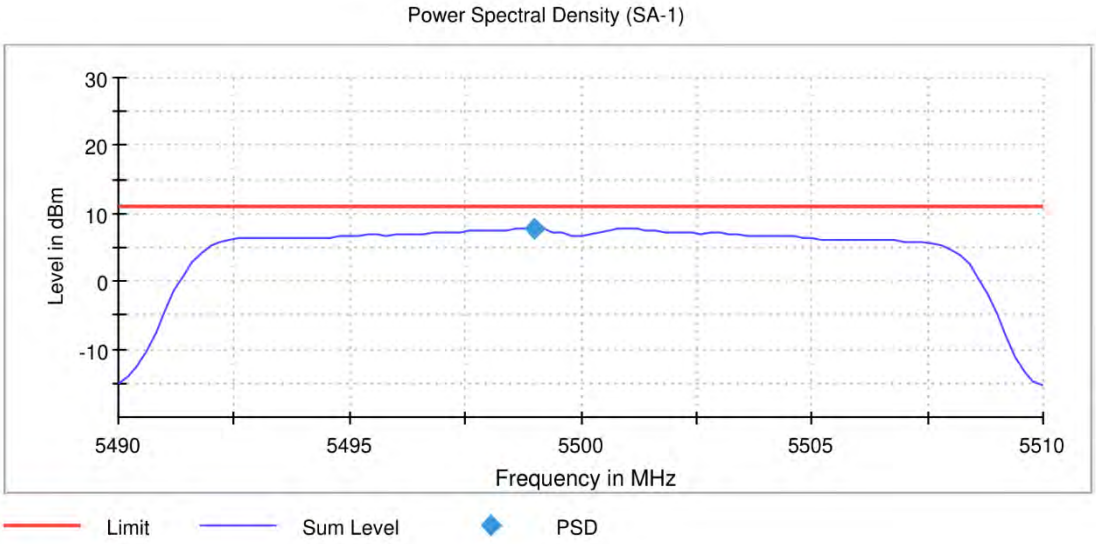

11A _ANT6_5580

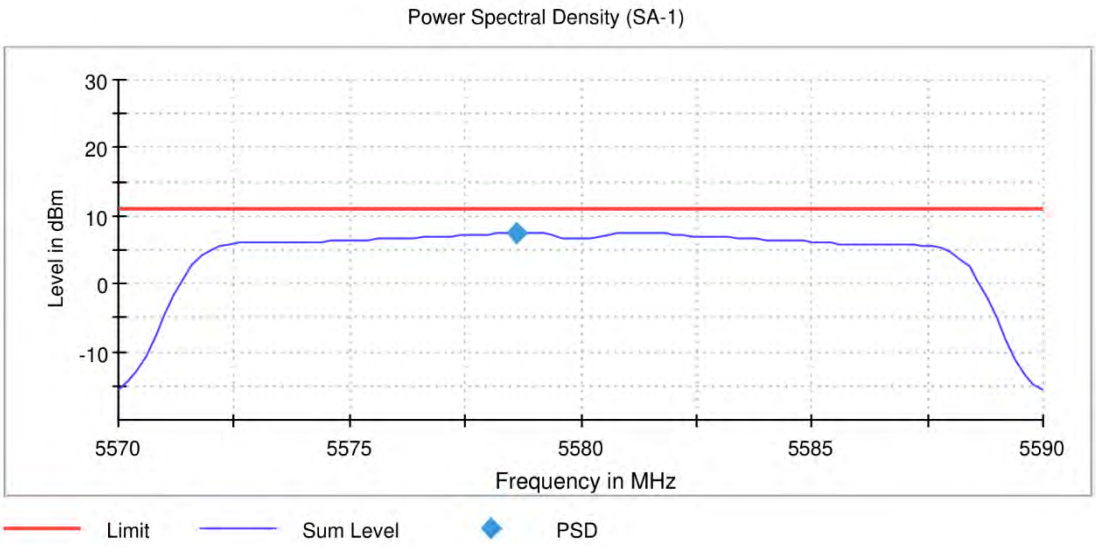

11A _ANT6_5700

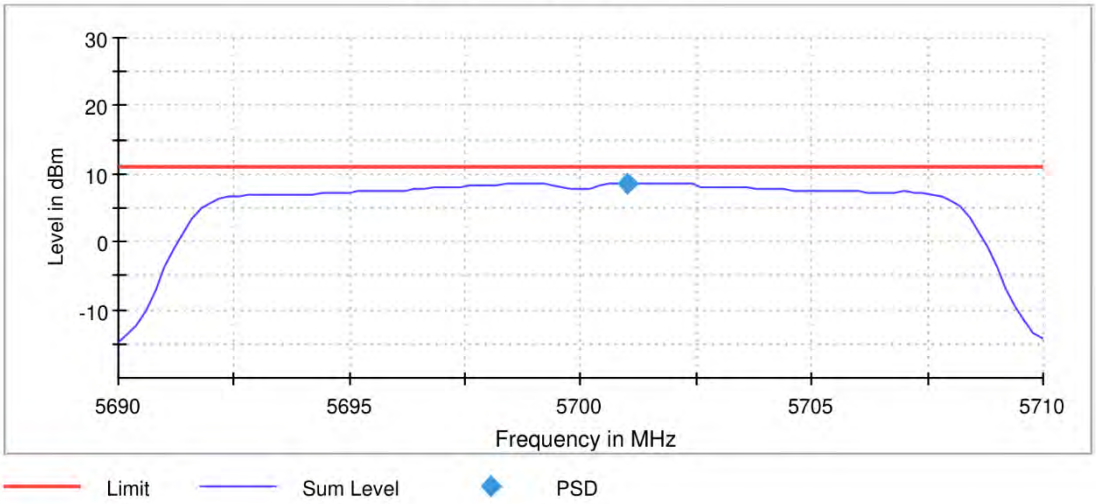

11A _ANT6_5720

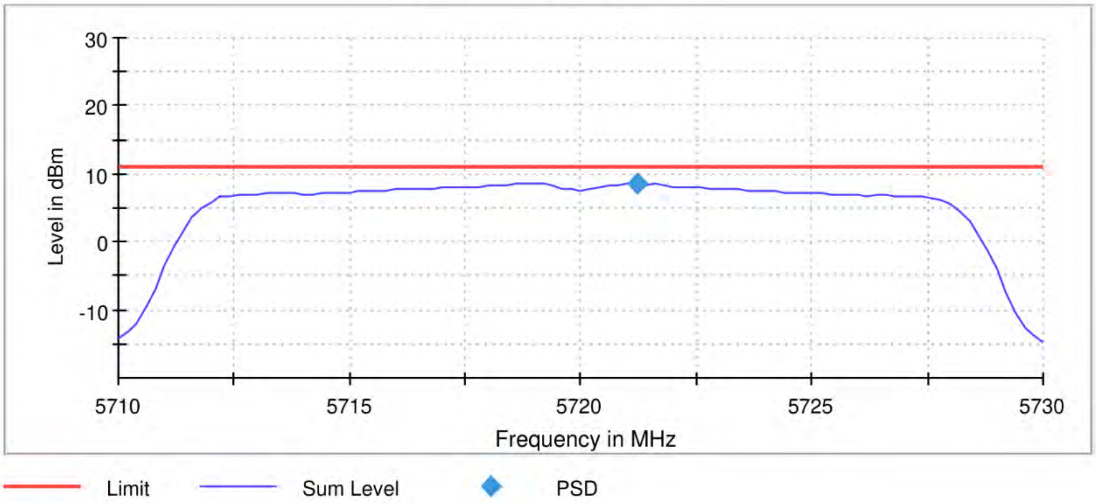

11A _ANT6_5745

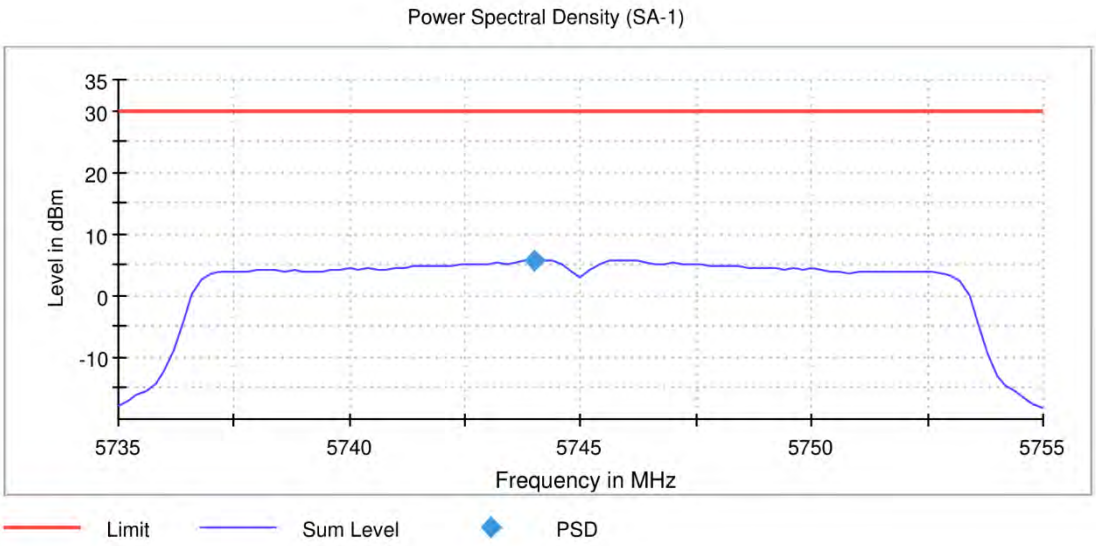

11A _ANT6_5785

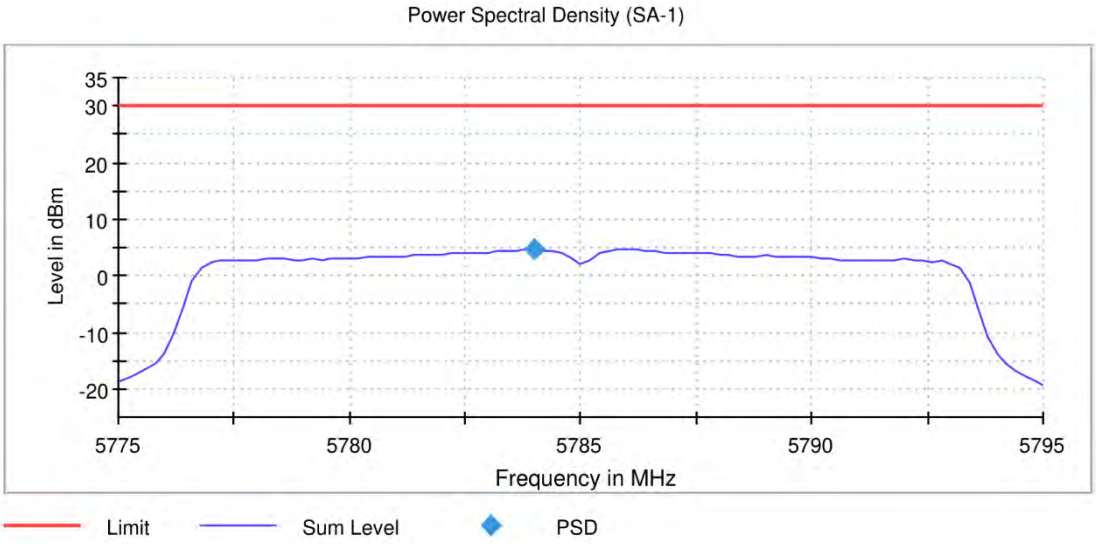

11A_ANT6_5825

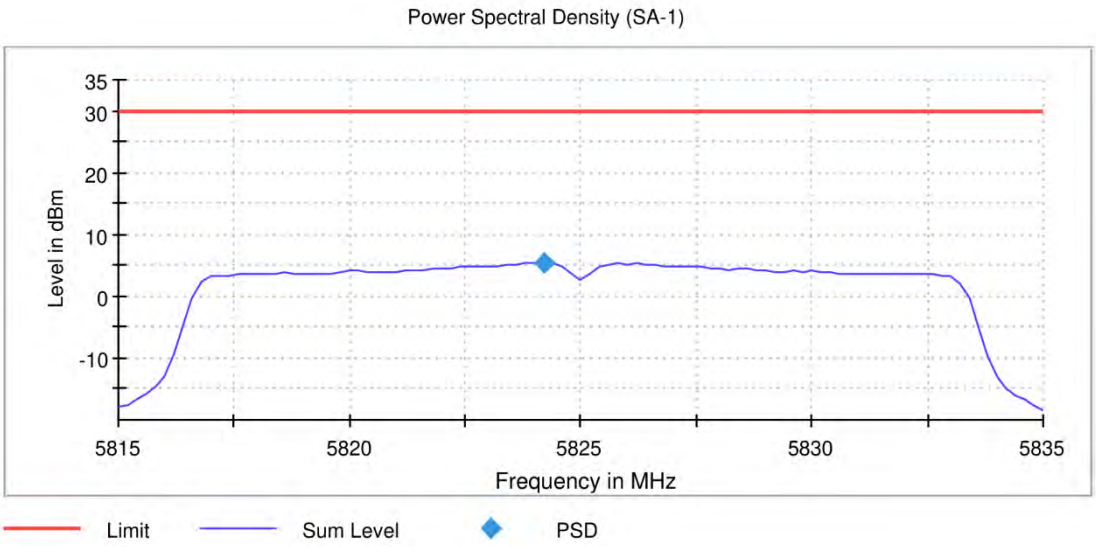

11N20_ANT6_5180

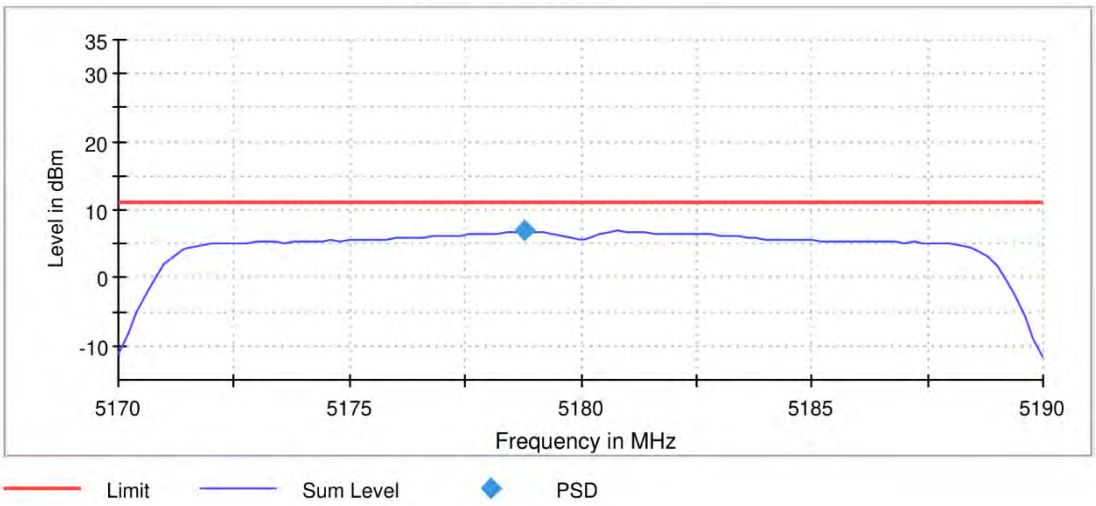

11N20 _ANT6_5200

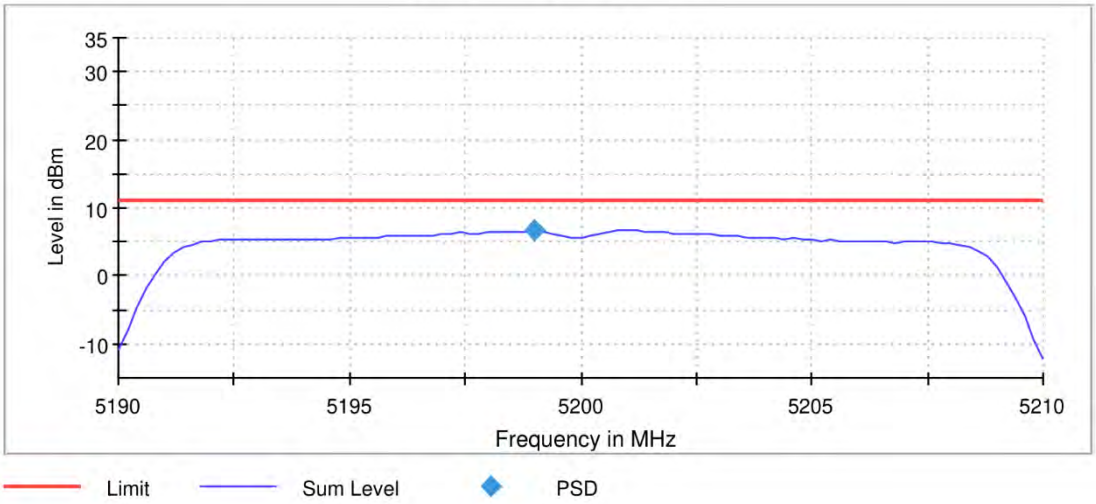

11N20 _ANT6_5240

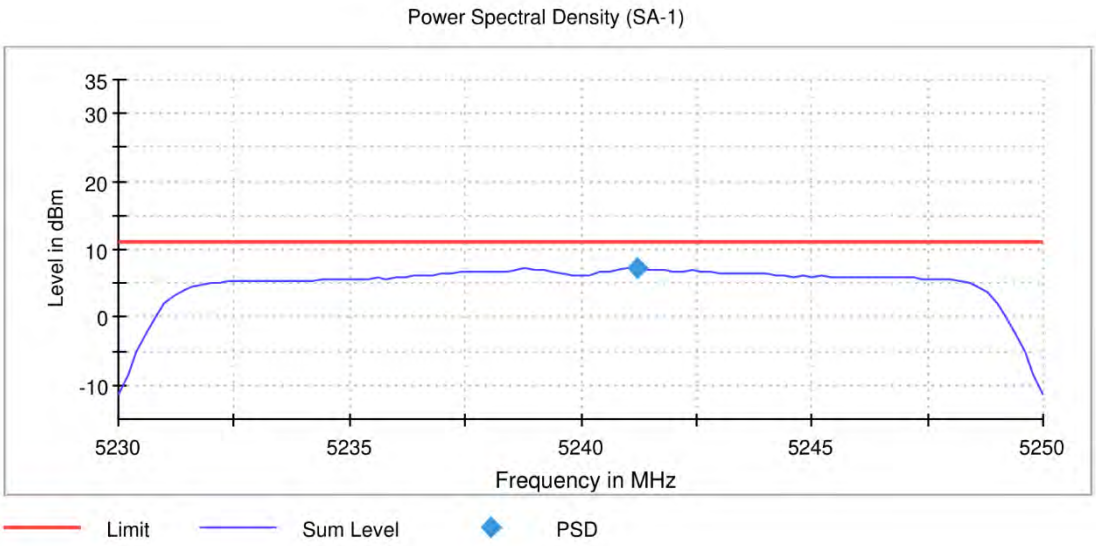

11N20 _ANT6_5260

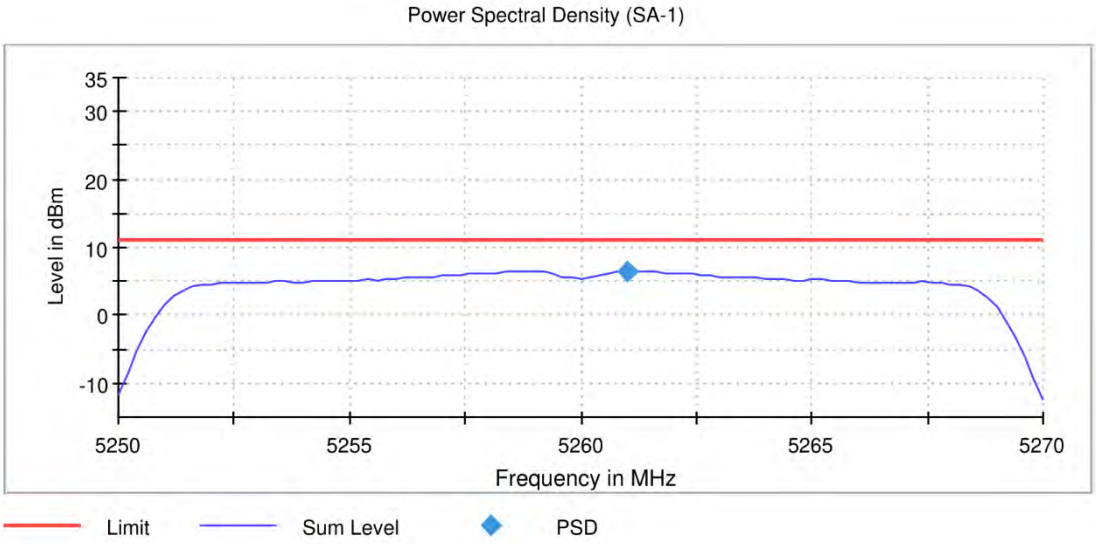

11N20_ANT6_5300

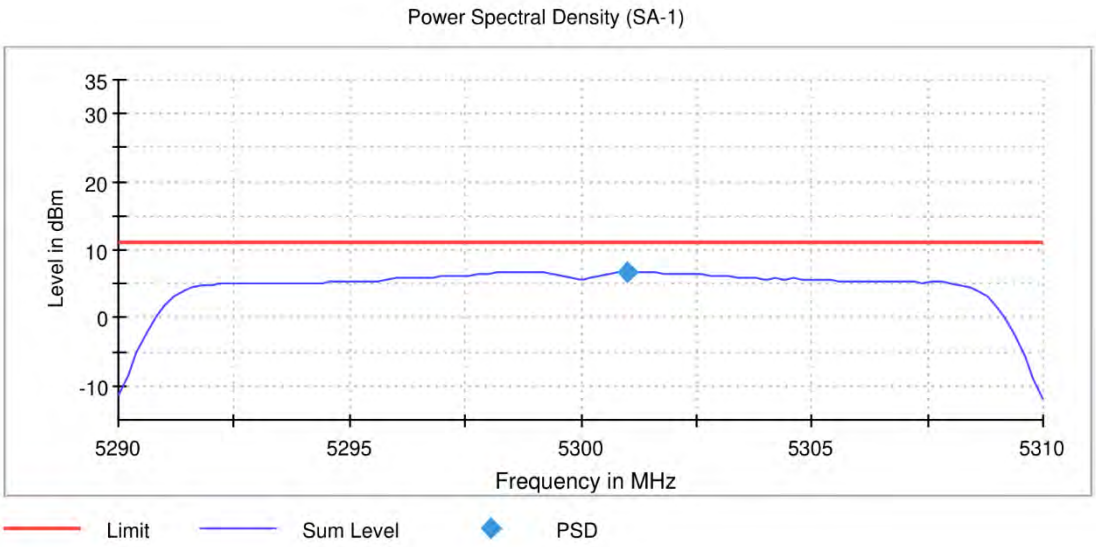

11N20 _ANT6_5320

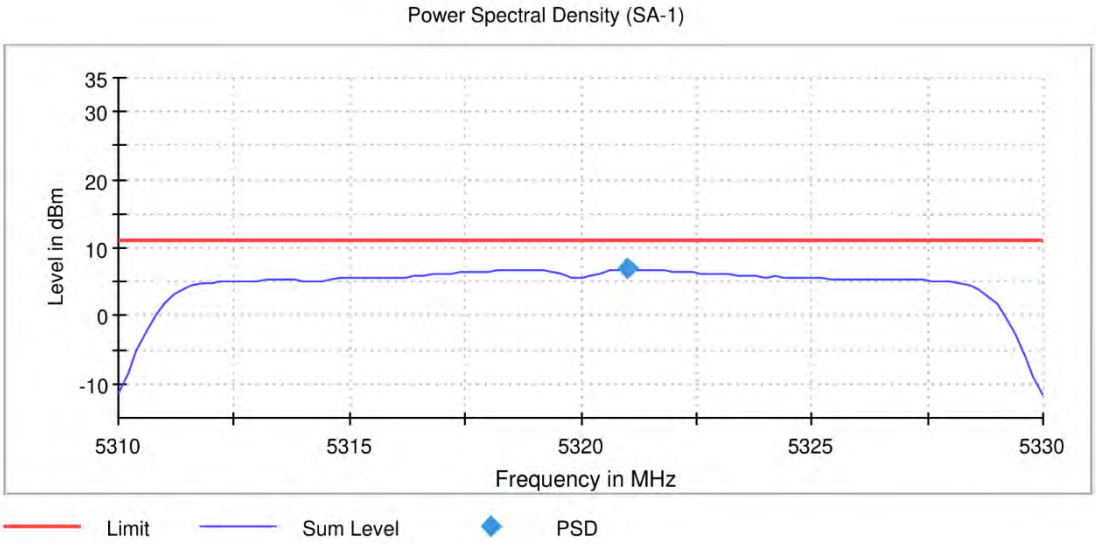

11N20 _ANT6_5500

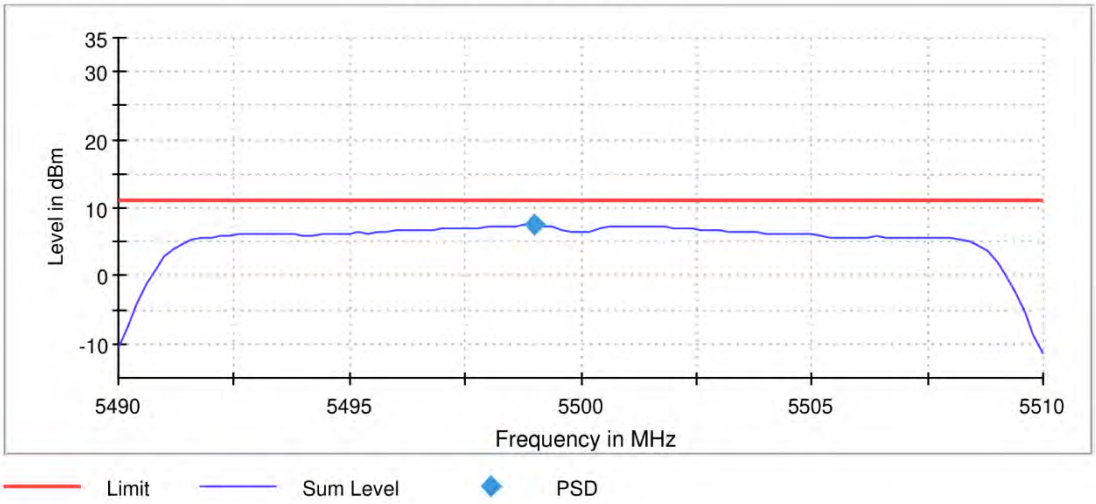

11N20_ANT6_5580

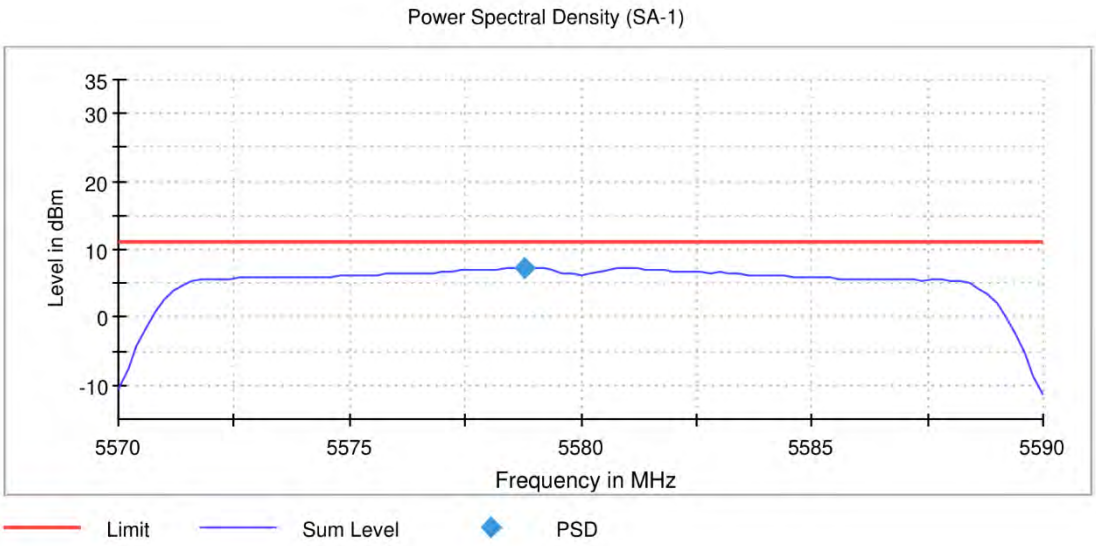

11N20_ANT6_5700

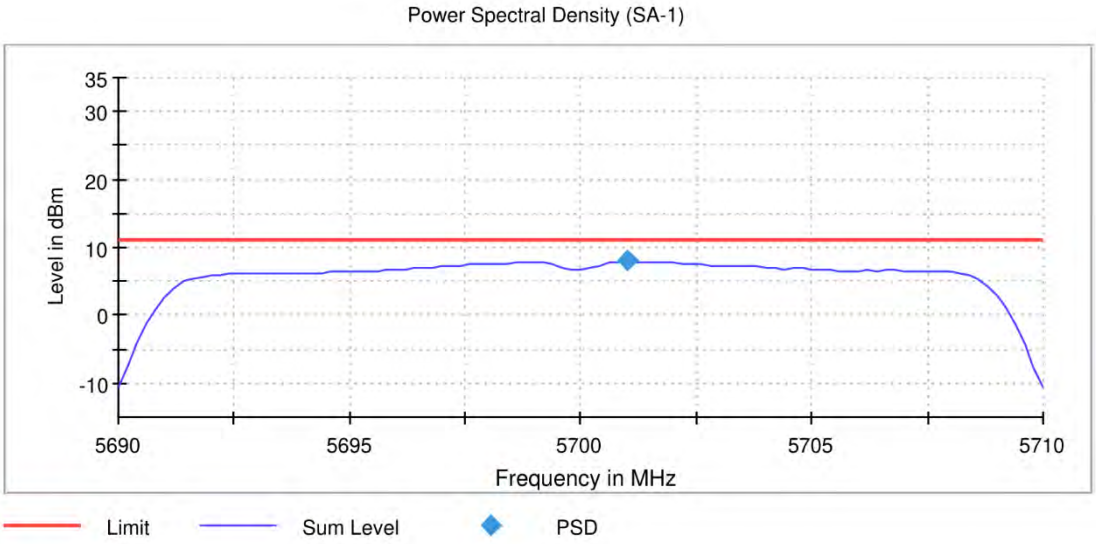

11N20 _ANT6_5720

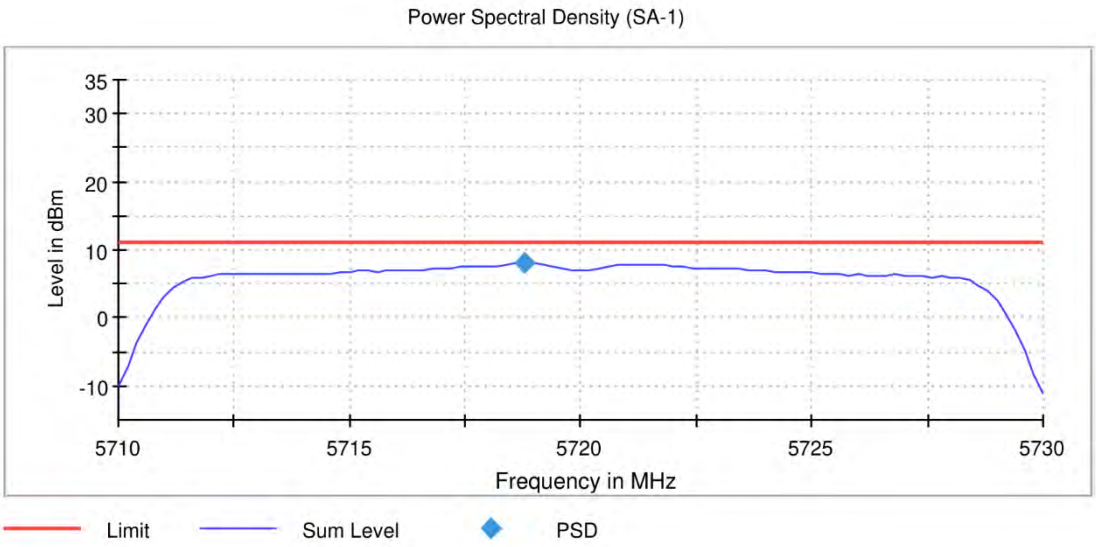

11N20 _ANT6_5745

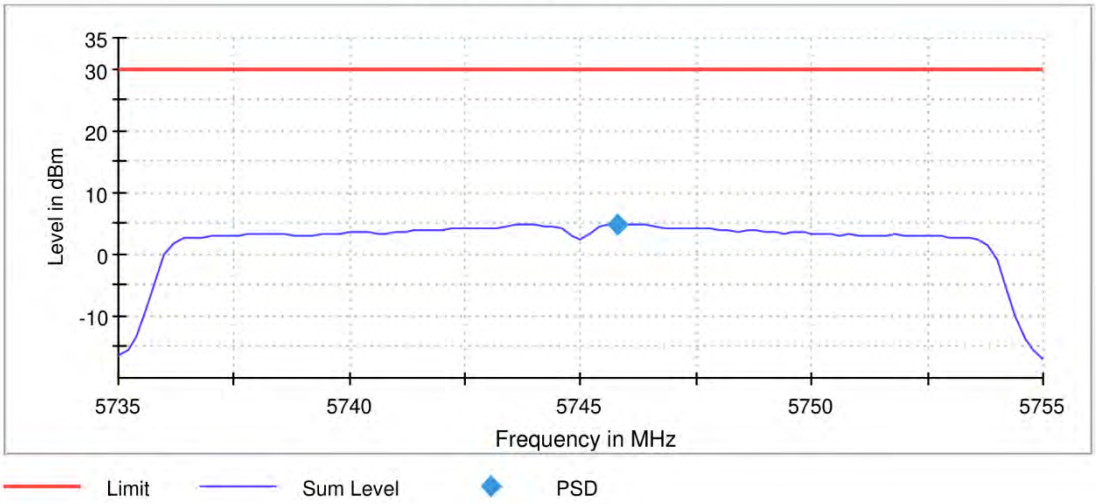

11N20 _ANT6_5785

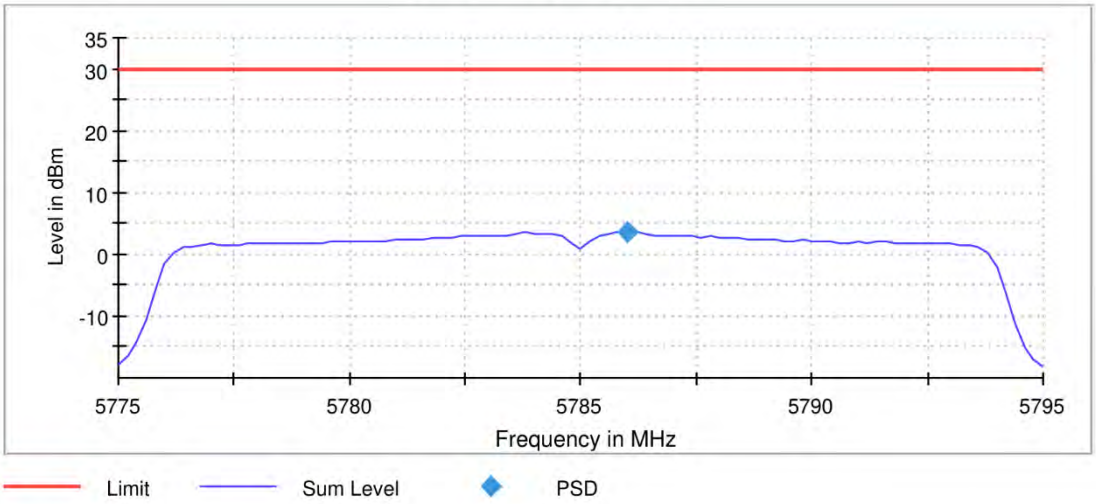

11N20 _ANT6_5825

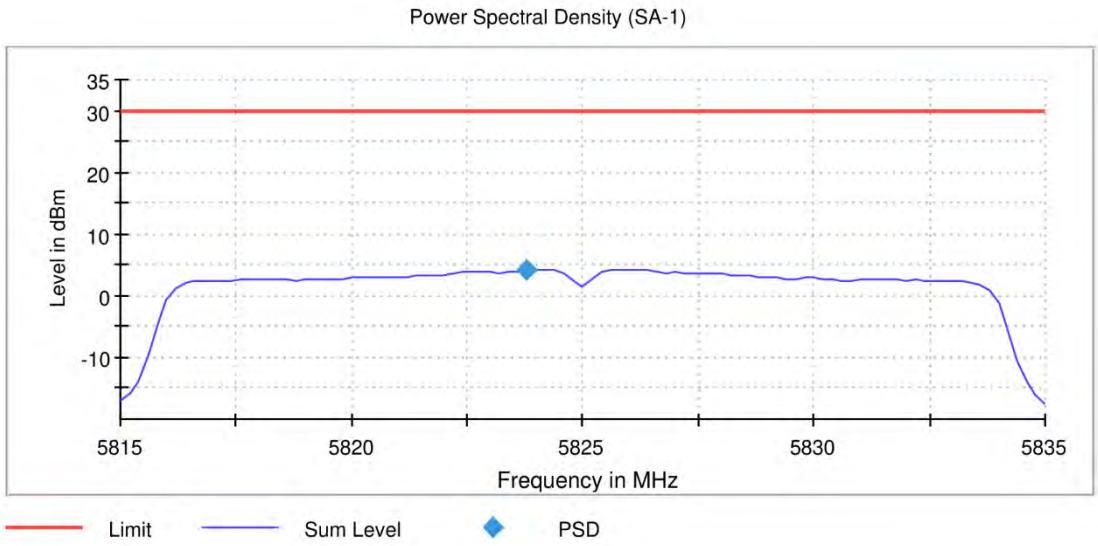

11N40 _ANT6_5190

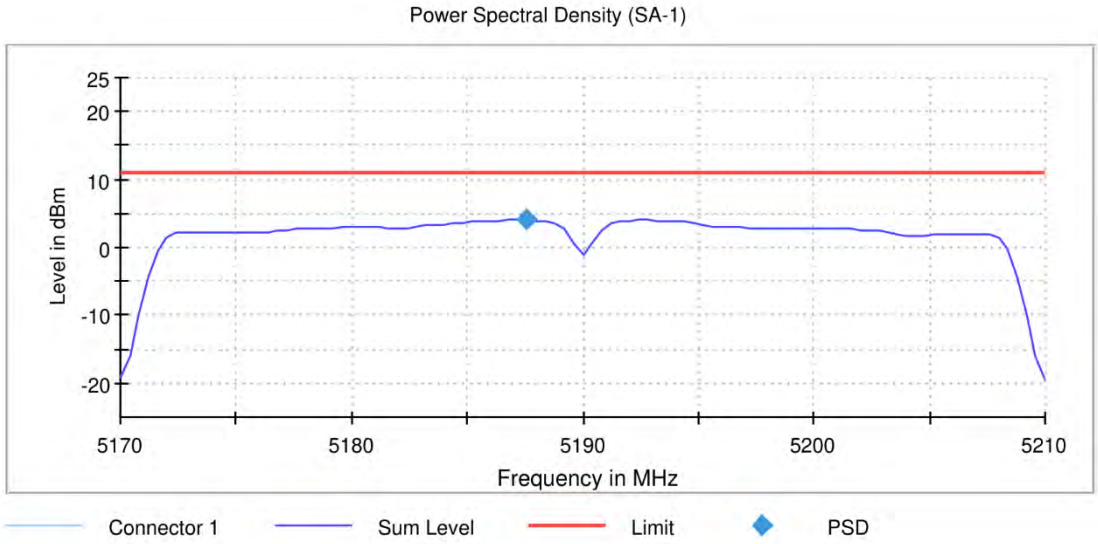

11N40 _ANT6_5230

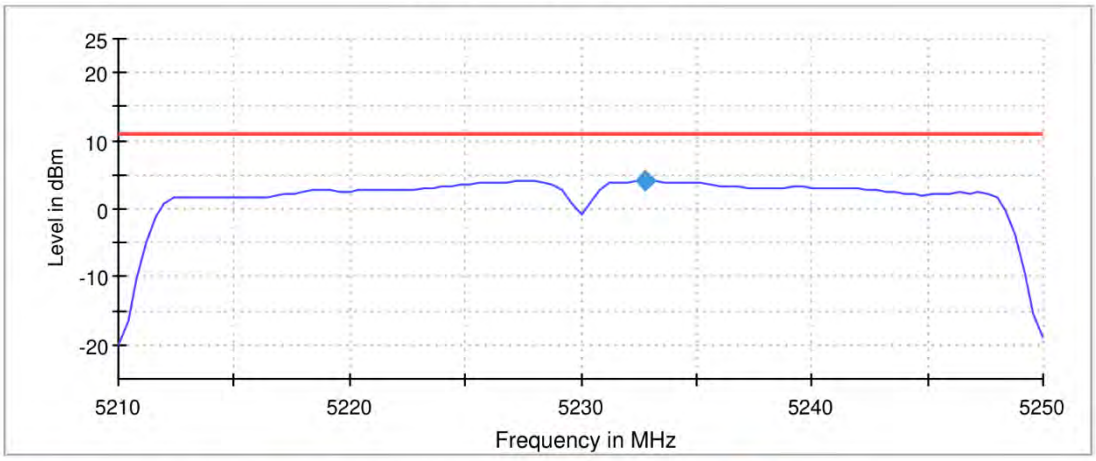

Connector 1 Sum Level Limit PSD

11N40 _ANT6_5270

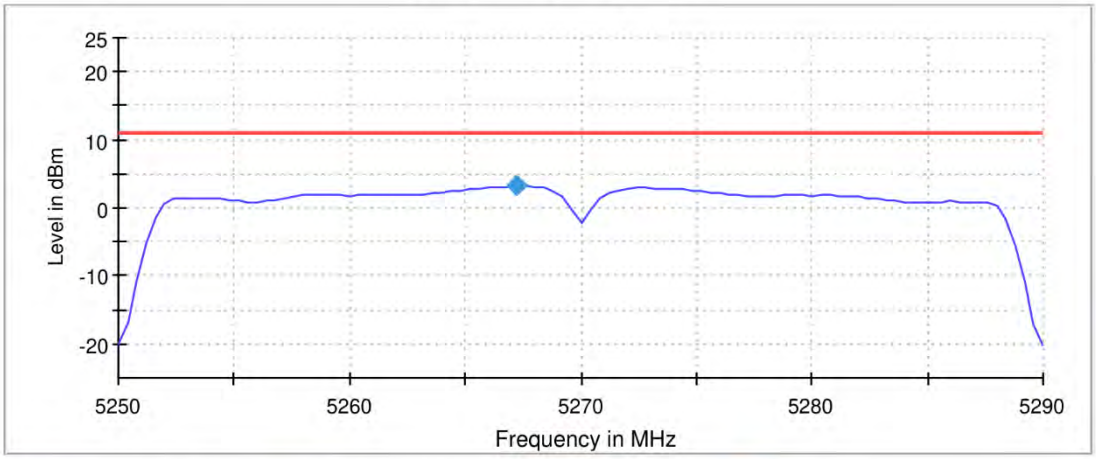

Connector 1 Sum Level Limit PSD

11N40 _ANT6_5310

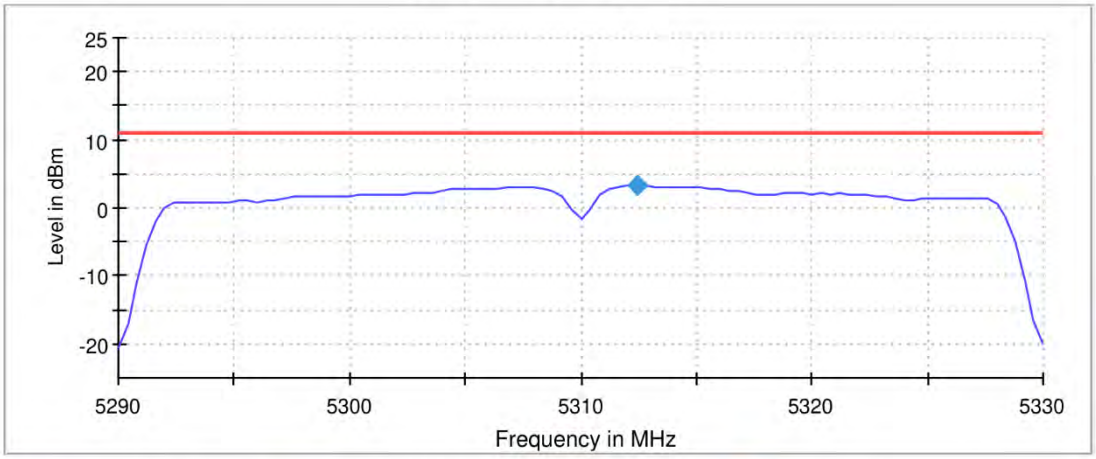

Connector 1 Sum Level Limit PSD

11N40 _ANT6_5510

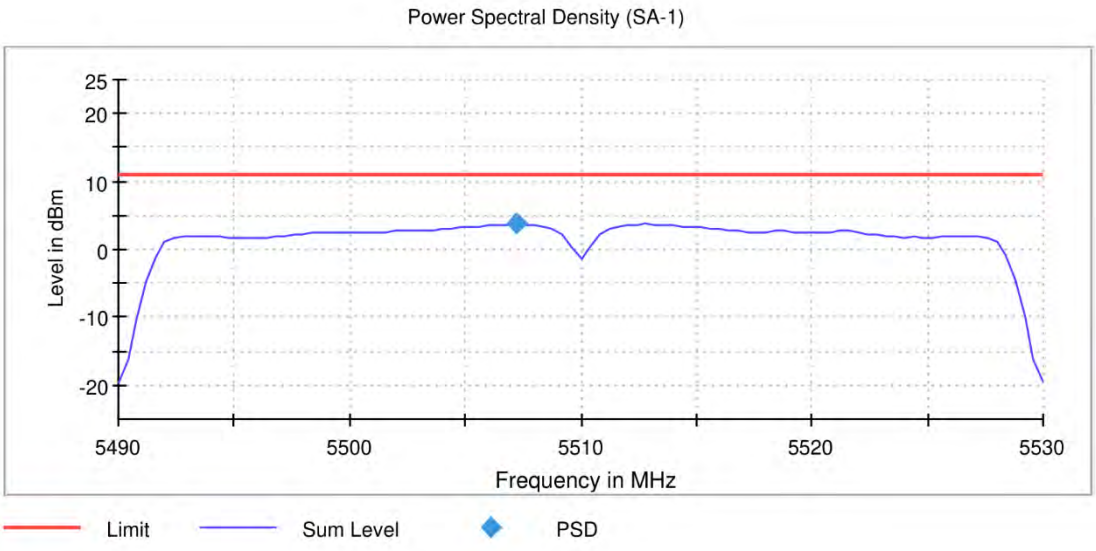

11N40 _ANT6_5550

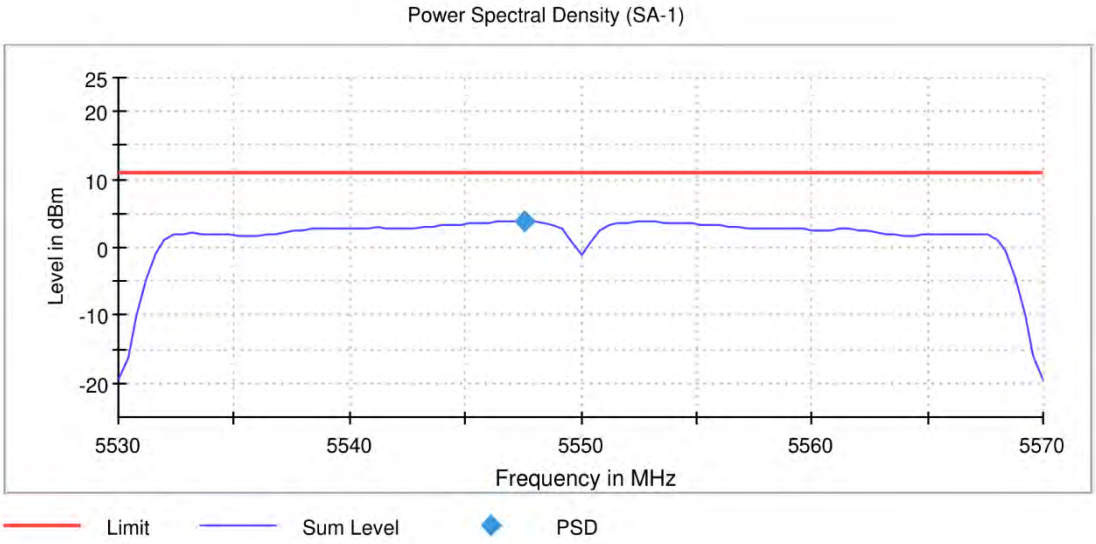

11N40 _ANT6_5670

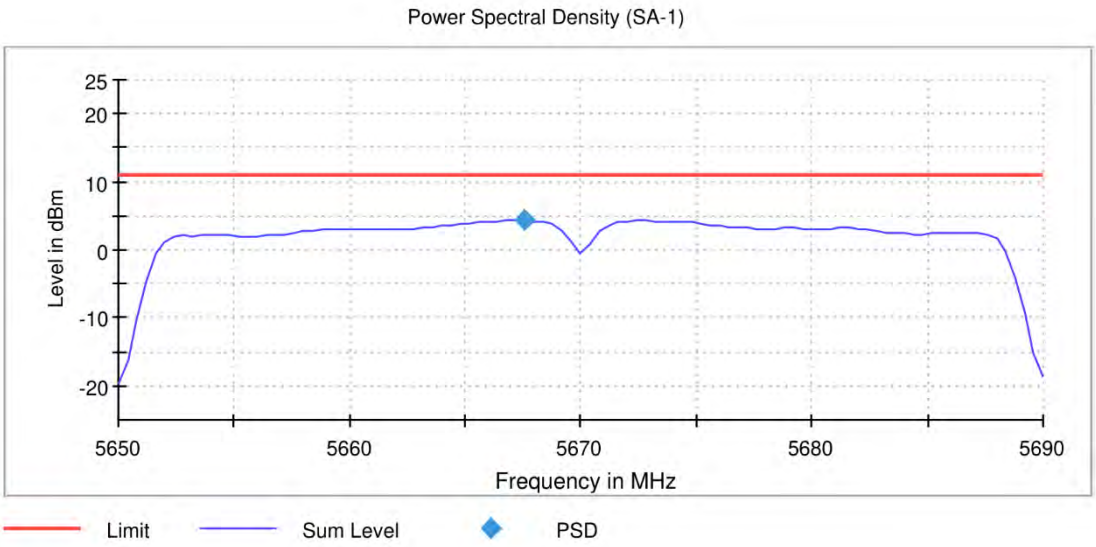

11N40 _ANT6_5710

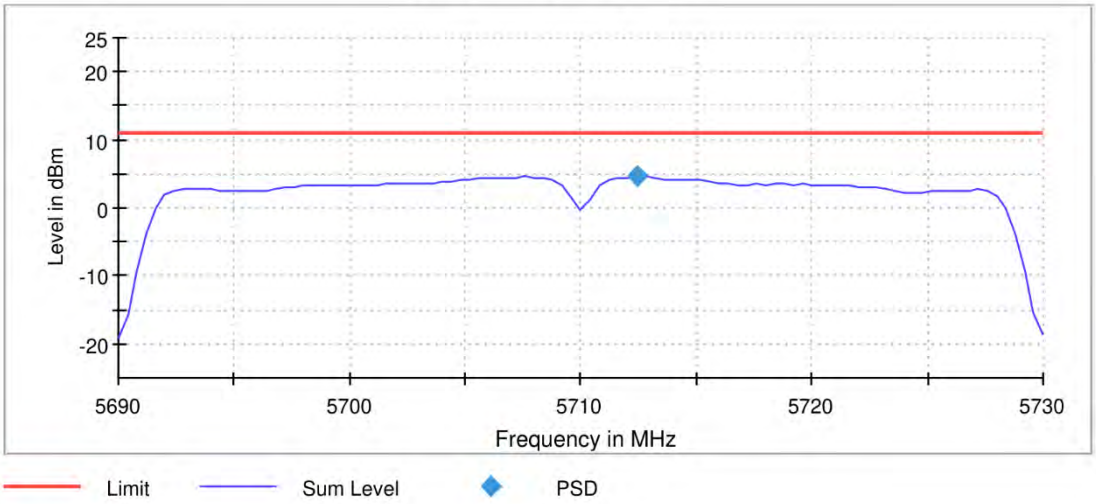

11N40 _ANT6_5755

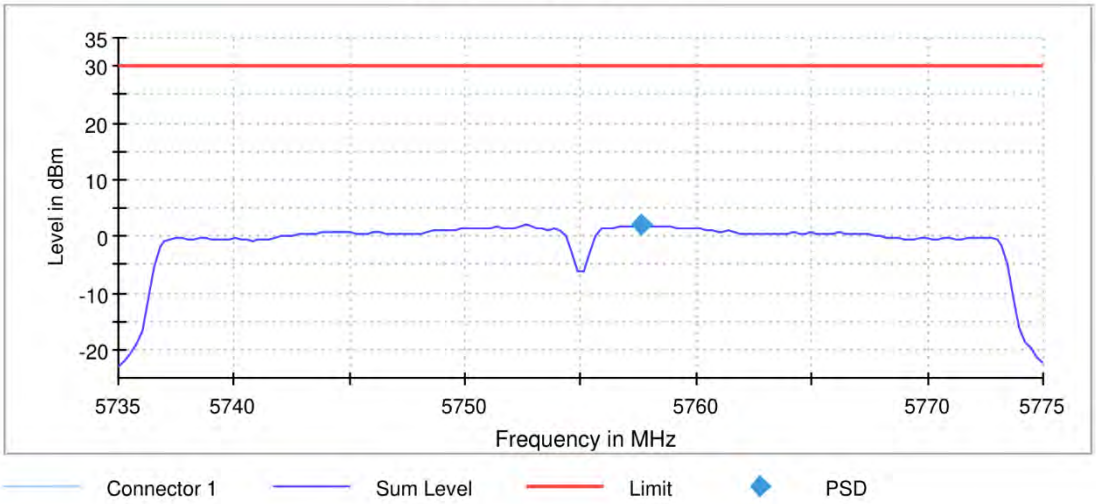

11N40 _ANT6_5795

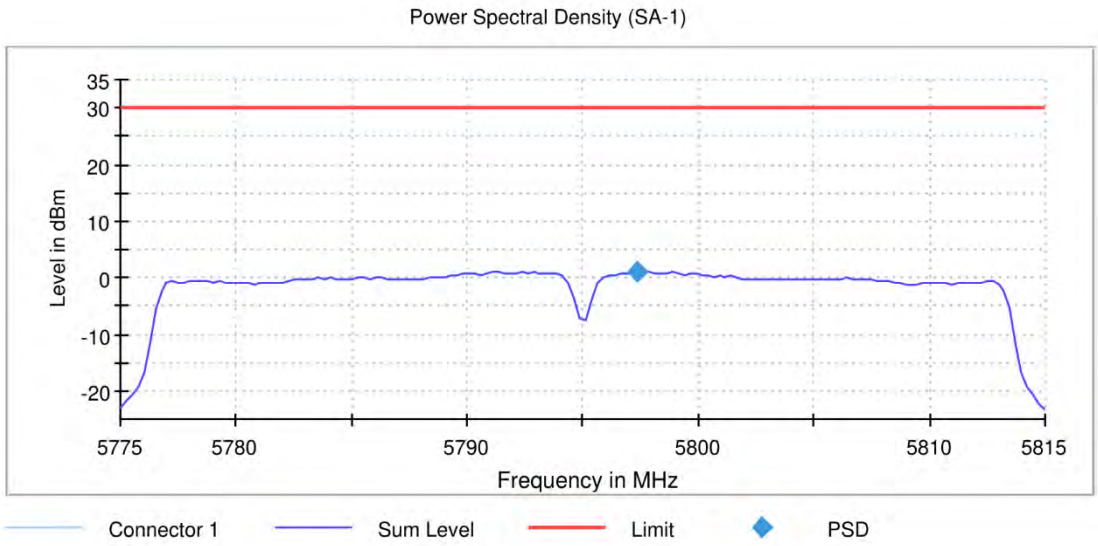

11AC80 _ANT6_5210

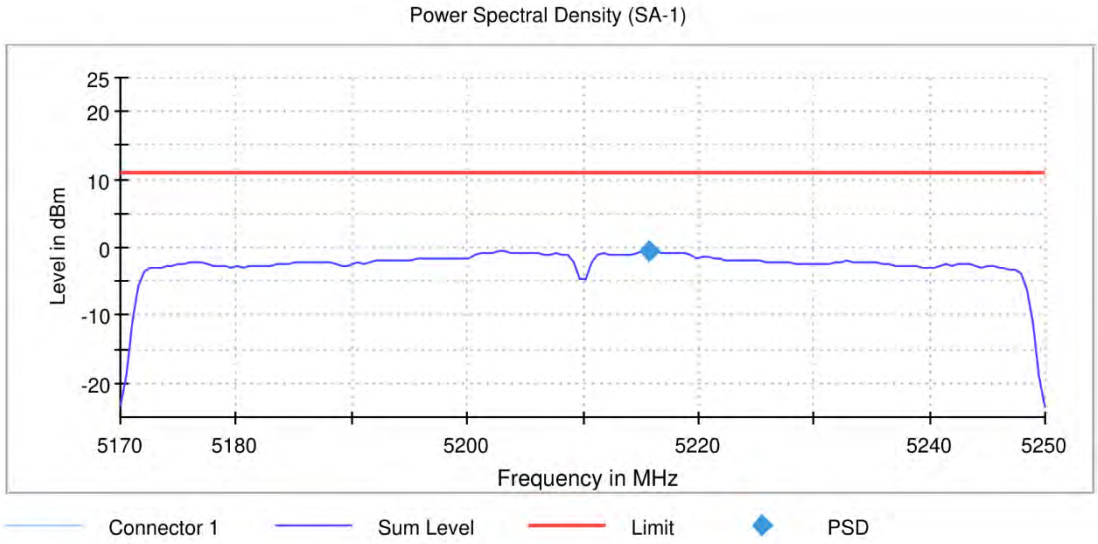

11AC80 _ANT6_5290

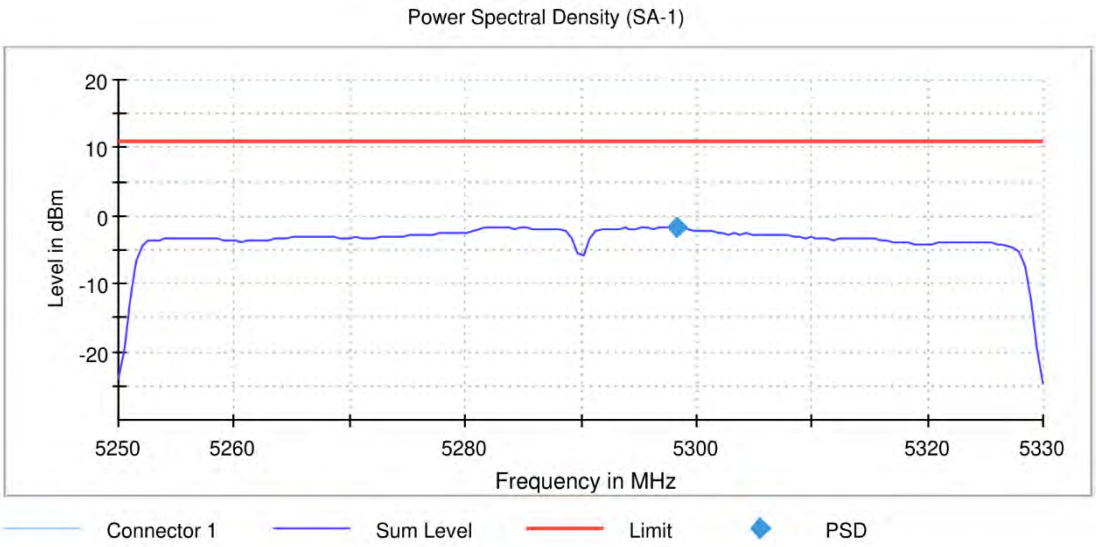

11AC80 _ANT6_5530

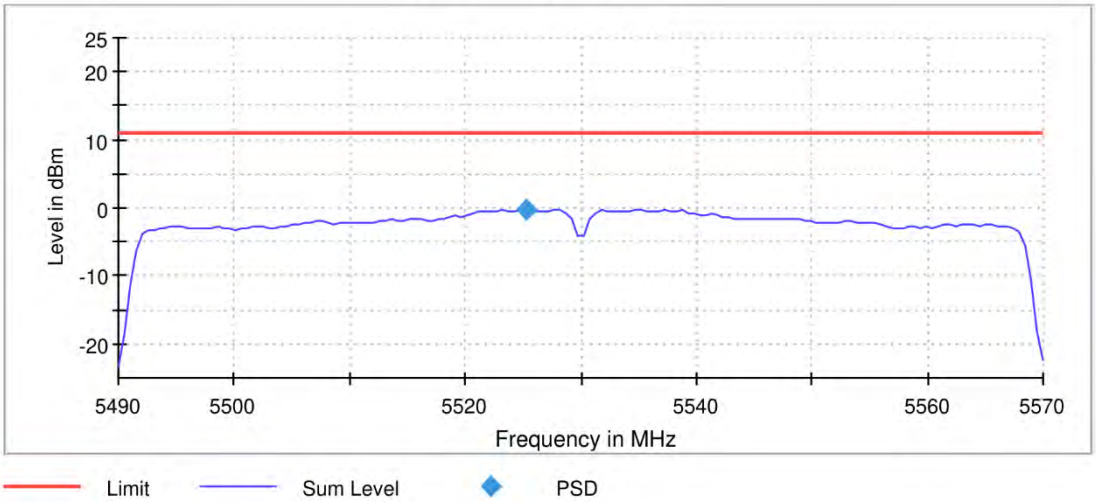

11AC80 _ANT6_5610

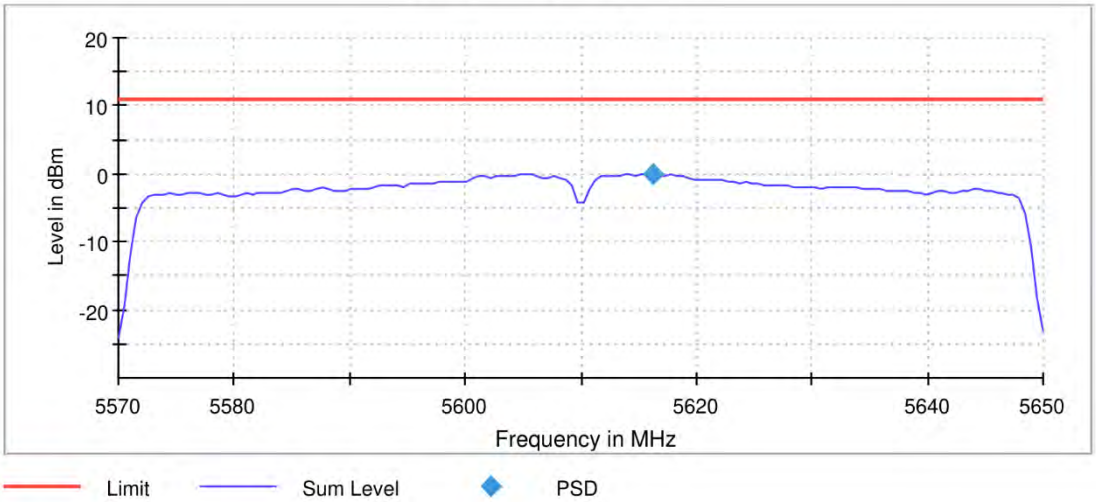

11AC80 _ANT6_5690

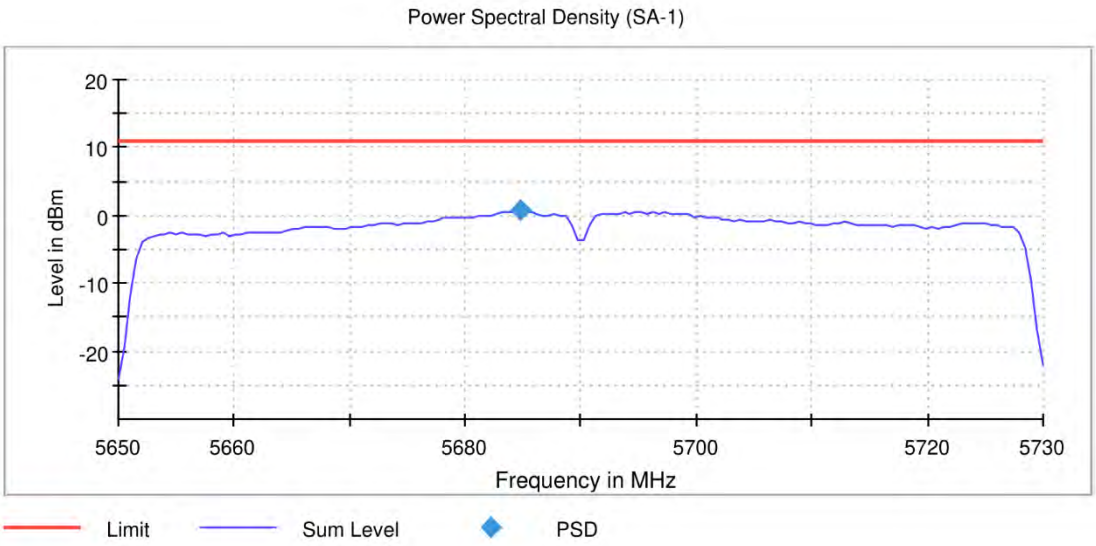

11AC80 _ANT6_5775

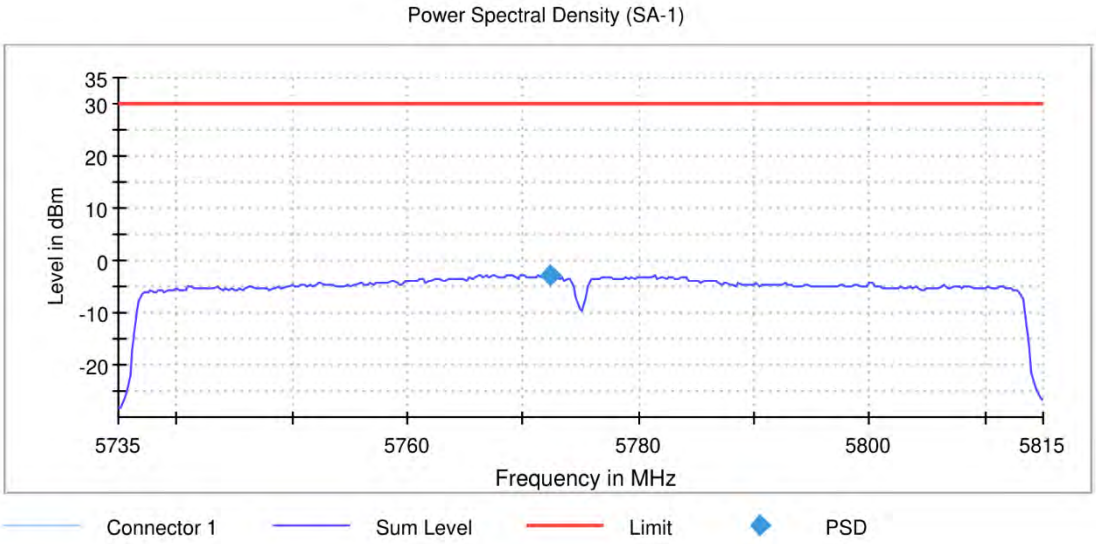

20M

RBW 1.000 MHz

VBW 3.000 MHz

40M

RBW 1.000 MHz

VBW 3.000 MHz

80M

RBW 1.000 MHz

VBW 3.000 MHz

BAND4

20M

RBW 500.000 kHz

VBW 2.000 MHz 40M RBW 500.000 kHz VBW 2.000 MHz 80M RBW 500.000 kHz VBW 2.000 MHz

--END--