| ANTENNA POLARITY & TEST DISTANCE: HORIZONTAL AT 3 M | | | | | | | | |
|---|---|---|---|---|---|---|---|---|
| Rg | Frequency [MHz] | AVG Level [dBµV/m] | AVG Limit [dBµV/m] | AVG Margin [dB] | Correction [dB] | Polarization | Azimuth [deg] | Antenna Height [m] |
| 6 | 5,321.200 | 92.80 | | | 16.49 | H | 354.2 | 2.00 |
| 6 | 5,350.000 | 42.72 | 54.00 | 11.28 | 16.73 | H | 359.1 | 1.00 |
| 6 | 5,350.400 | 42.72 | 54.00 | 11.28 | 16.74 | H | 1 | 1.00 |

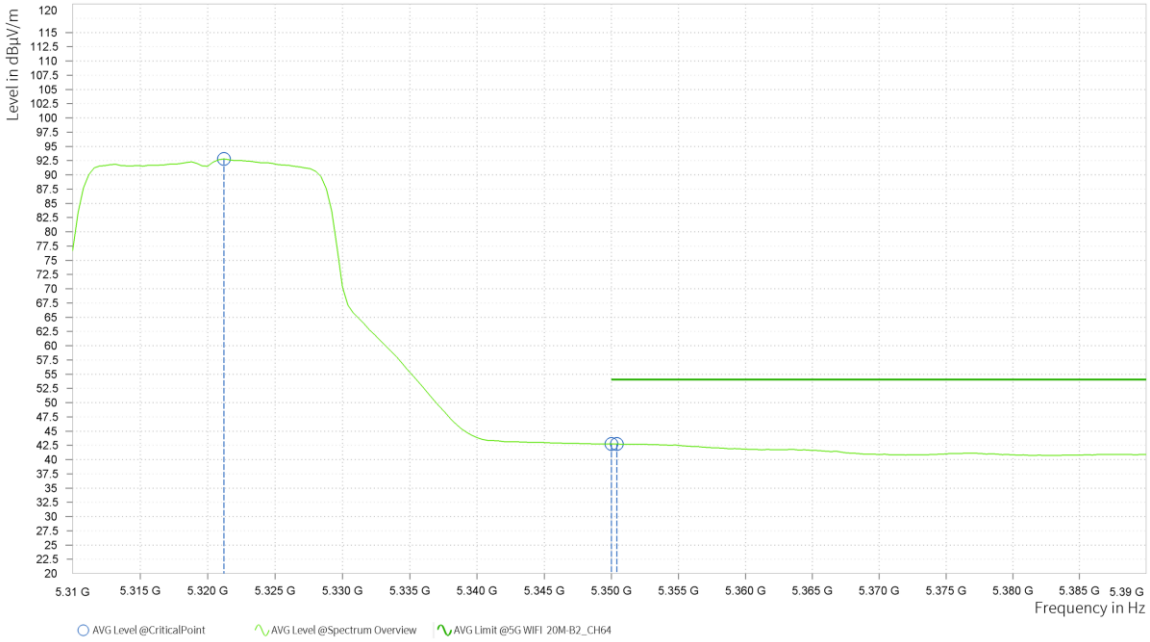

| ANTENNA POLARITY & TEST DISTANCE: VERTICAL AT 3 M | | | | | | | | |
|---|---|---|---|---|---|---|---|---|
| Rg | Frequency [MHz] | PK+ Level [dBµV/m] | PK+ Limit [dBµV/m] | PK+ Margin [dB] | Correction [dB] | Polarization | Azimuth [deg] | Antenna Height [m] |
| 6 | 5,320.800 | 102.07 | | | 16.49 | V | 48.6 | 1.00 |
| 6 | 5,350.000 | 54.45 | 74.00 | 19.55 | 16.73 | V | 203.9 | 2.00 |
| 6 | 5,350.800 | 56.90 | 74.00 | 17.10 | 16.74 | V | 306.8 | 2.00 |

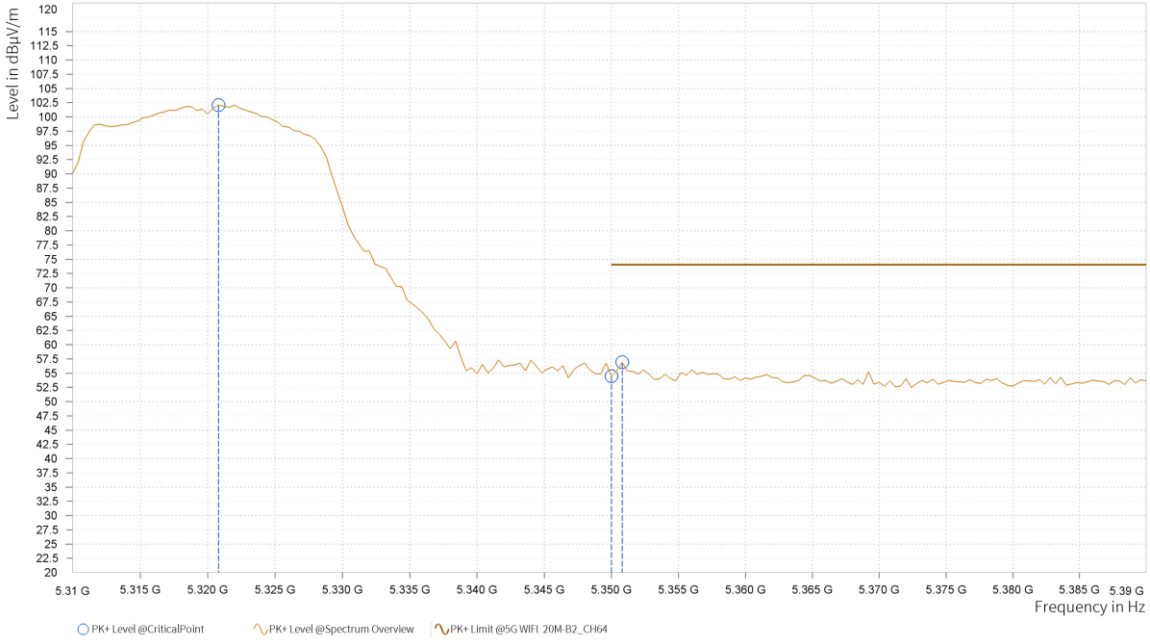

| ANTENNA POLARITY & TEST DISTANCE: VERTICAL AT 3 M | | | | | | | | |
|---|---|---|---|---|---|---|---|---|
| Rg | Frequency [MHz] | AVG Level [dBµV/m] | AVG Limit [dBµV/m] | AVG Margin [dB] | Correction [dB] | Polarization | Azimuth [deg] | Antenna Height [m] |
| 6 | 5,320.800 | 88.19 | | | 16.49 | V | 49.6 | 1.00 |
| 6 | 5,350.000 | 40.49 | 54.00 | 13.51 | 16.73 | V | 49.6 | 1.00 |
| 6 | 5,360.800 | 41.28 | 54.00 | 12.72 | 16.80 | V | 49.6 | 1.00 |

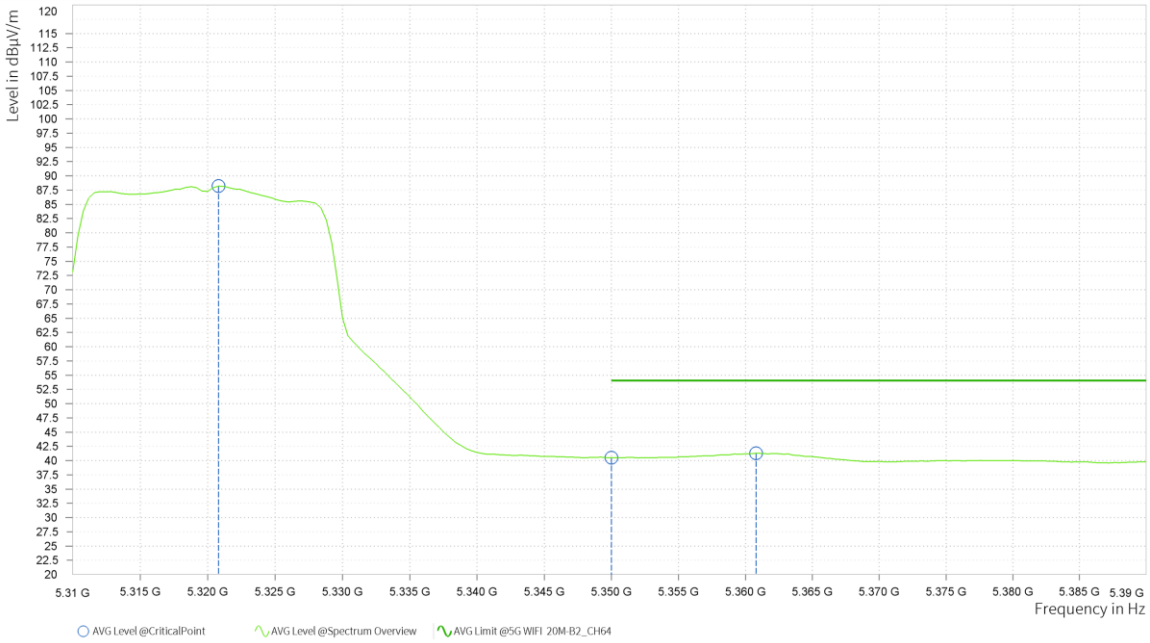


**REMARKS:**

1. Emission Level = Read Level+ Antenna Factor + Cable Loss- Preamp Factor
2. Margin value = Limit value- Emission level.
3. 5320MHz: Fundamental frequency.

| 802.11ac (40MHz) | | | |
|---|---|---|---|
| CHANNEL | TX Channel 54 | DETECTOR FUNCTION | Peak (PK)<br>Average (AV) |
| FREQUENCY RANGE | 1GHz ~ 40GHz | | |

**ANTENNA POLARITY & TEST DISTANCE: HORIZONTAL AT 3 M**

| Rg | Frequency [MHz] | PK+ Level [dBμV/m] | PK+ Limit [dBμV/m] | PK+ Margin [dB] | Correction [dB] | Polarization | Azimuth [deg] | Antenna Height [m] |
|---|---|---|---|---|---|---|---|---|
| 3 | 5,266.030 | 104.76 | | | 16.38 | H | 359 | 2.00 |
| 3 | 5,350.000 | 56.48 | 74.00 | 17.52 | 16.73 | H | 1 | 2.00 |
| 3 | 5,433.600 | 56.89 | 74.00 | 17.11 | 17.80 | H | 258.9 | 1.00 |

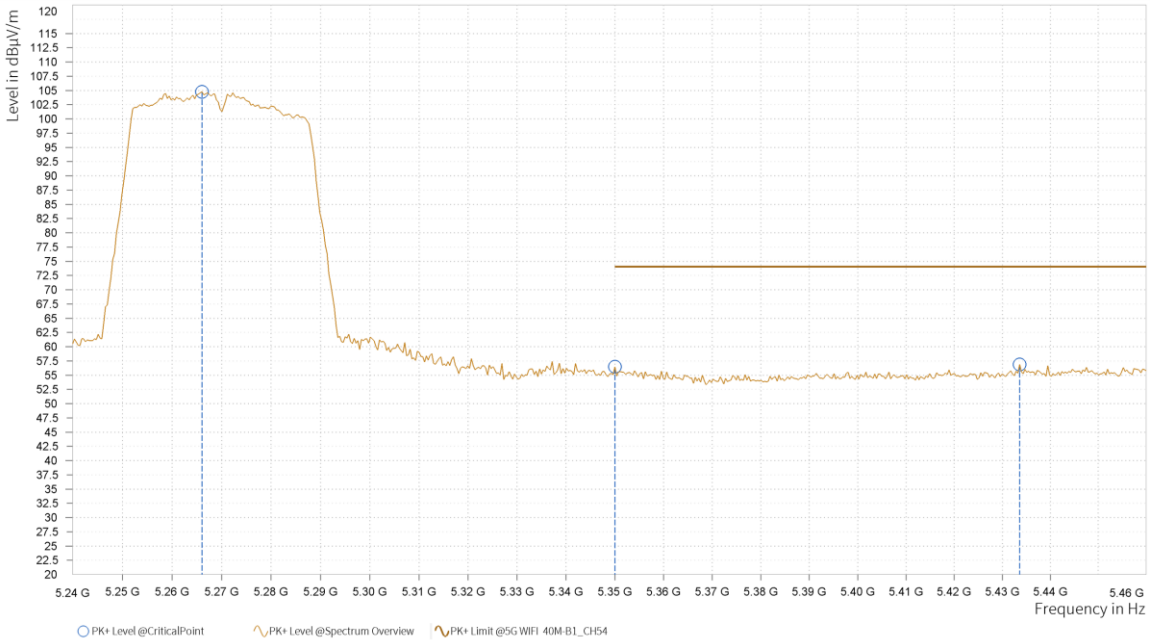

| ANTENNA POLARITY & TEST DISTANCE: HORIZONTAL AT 3 M | | | | | | | | |
|---|---|---|---|---|---|---|---|---|
| Rg | Frequency [MHz] | AVG Level [dBµV/m] | AVG Limit [dBµV/m] | AVG Margin [dB] | Correction [dB] | Polarization | Azimuth [deg] | Antenna Height [m] |
| 3 | 5,267.500 | 92.20 | | | 16.37 | H | 355.6 | 2.00 |
| 3 | 5,350.000 | 41.74 | 54.00 | 12.26 | 16.73 | H | 359 | 2.00 |
| 3 | 5,459.267 | 42.03 | 54.00 | 11.97 | 18.41 | H | 0.8 | 2.00 |

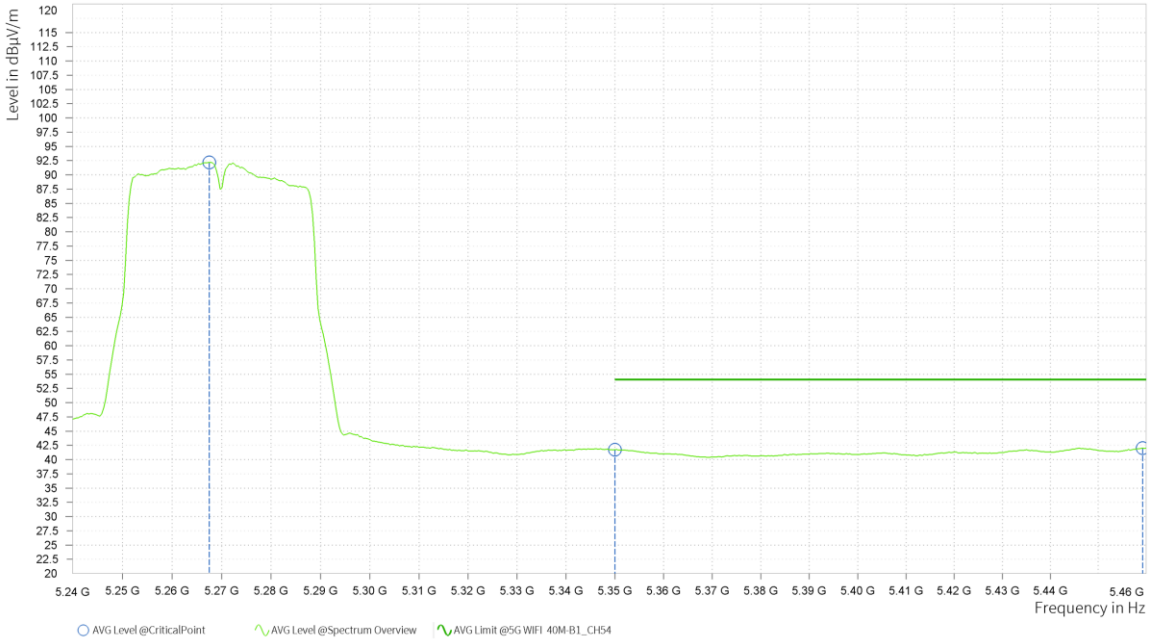

| ANTENNA POLARITY & TEST DISTANCE: VERTICAL AT 3 M | | | | | | | | |
|---|---|---|---|---|---|---|---|---|
| Rg | Frequency [MHz] | PK+ Level [dBµV/m] | PK+ Limit [dBµV/m] | PK+ Margin [dB] | Correction [dB] | Polarization | Azimuth [deg] | Antenna Height [m] |
| 3 | 5,265.670 | 101.84 | | | 16.38 | V | 79.8 | 1.00 |
| 3 | 5,350.000 | 54.30 | 74.00 | 19.70 | 16.73 | V | 123.3 | 2.00 |
| 3 | 5,459.633 | 56.75 | 74.00 | 17.25 | 18.42 | V | 279.1 | 2.00 |

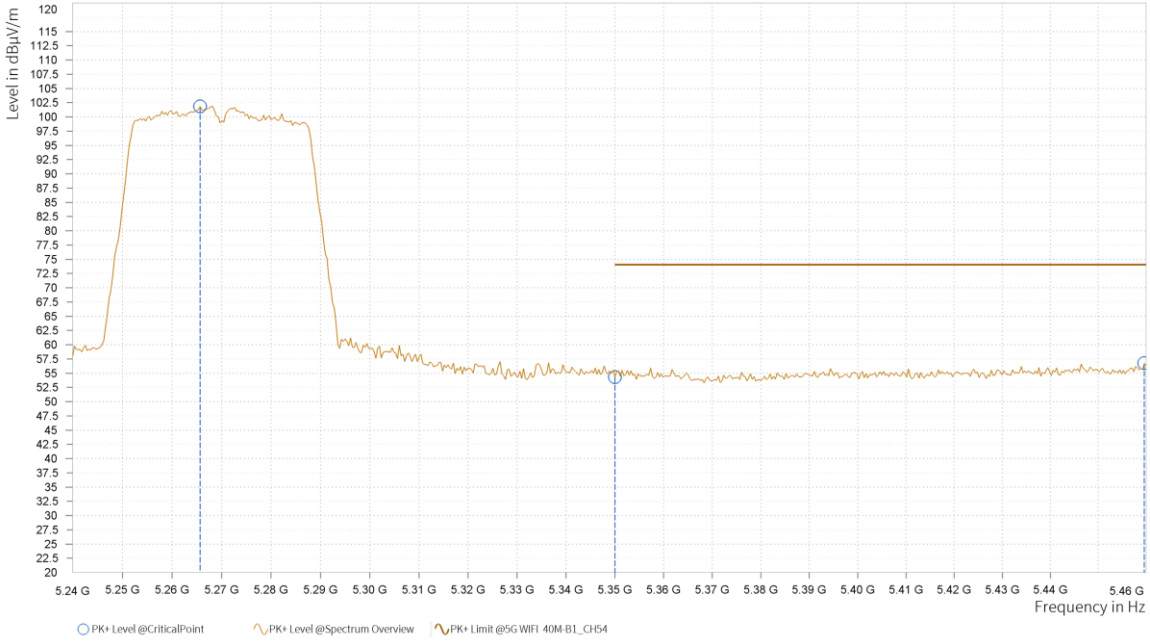

| ANTENNA POLARITY & TEST DISTANCE: VERTICAL AT 3 M | | | | | | | | |
|---|---|---|---|---|---|---|---|---|
| Rg | Frequency [MHz] | AVG Level [dBµV/m] | AVG Limit [dBµV/m] | AVG Margin [dB] | Correction [dB] | Polarization | Azimuth [deg] | Antenna Height [m] |
| 3 | 5,267.133 | 89.25 | | | 16.37 | V | 54 | 1.00 |
| 3 | 5,350.000 | 41.16 | 54.00 | 12.84 | 16.73 | V | 54 | 1.00 |
| 3 | 5,446.800 | 41.95 | 54.00 | 12.05 | 18.11 | V | 206.9 | 1.00 |

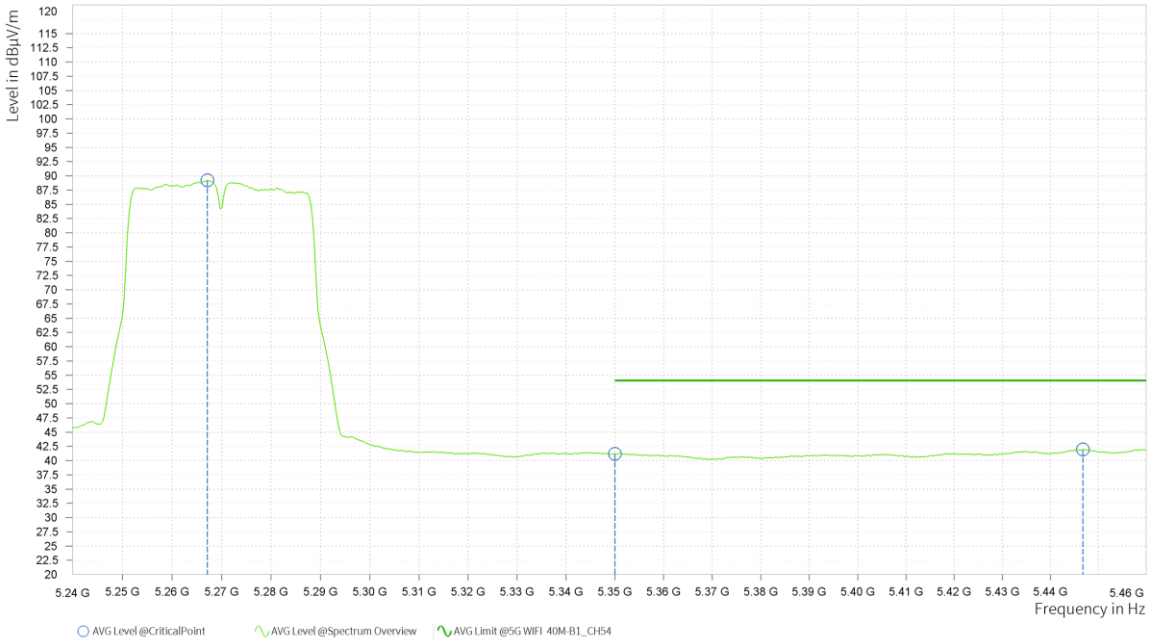


**REMARKS:**

1. Emission Level = Read Level+ Antenna Factor + Cable Loss- Preamp Factor
2. Margin value = Limit value- Emission level.
3. 5270MHz: Fundamental frequency.

| CHANNEL | TX Channel 62 | DETECTOR FUNCTION | Peak (PK) |
|---|---|---|---|
| FREQUENCY RANGE | 1GHz ~ 40GHz | | Average (AV) |

**ANTENNA POLARITY & TEST DISTANCE: HORIZONTAL AT 3 M**

| Rg | Frequency [MHz] | PK+ Level [dBμV/m] | PK+ Limit [dBμV/m] | PK+ Margin [dB] | Correction [dB] | Polarization | Azimuth [deg] | Antenna Height [m] |
|---|---|---|---|---|---|---|---|---|
| 4 | 5,305.500 | 104.35 | | | 16.36 | H | 354.9 | 2.00 |
| 4 | 5,350.000 | 59.79 | 74.00 | 14.21 | 16.73 | H | 1.6 | 2.00 |
| 4 | 5,351.000 | 60.34 | 74.00 | 13.66 | 16.74 | H | 1 | 2.00 |

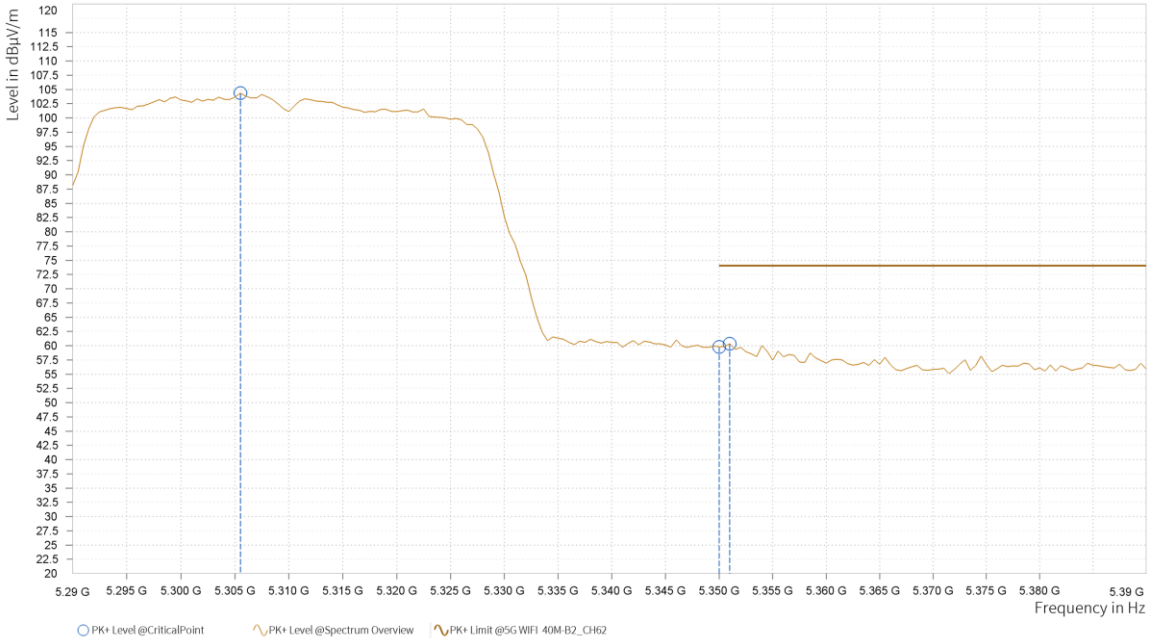

| ANTENNA POLARITY & TEST DISTANCE: HORIZONTAL AT 3 M | | | | | | | | |
|---|---|---|---|---|---|---|---|---|
| Rg | Frequency [MHz] | AVG Level [dBµV/m] | AVG Limit [dBµV/m] | AVG Margin [dB] | Correction [dB] | Polarization | Azimuth [deg] | Antenna Height [m] |
| 4 | 5,306.500 | 90.39 | | | 16.36 | H | 359 | 2.00 |
| 4 | 5,350.000 | 43.12 | 54.00 | 10.88 | 16.73 | H | 8.8 | 2.00 |
| 4 | 5,351.000 | 43.10 | 54.00 | 10.90 | 16.74 | H | 8.8 | 2.00 |

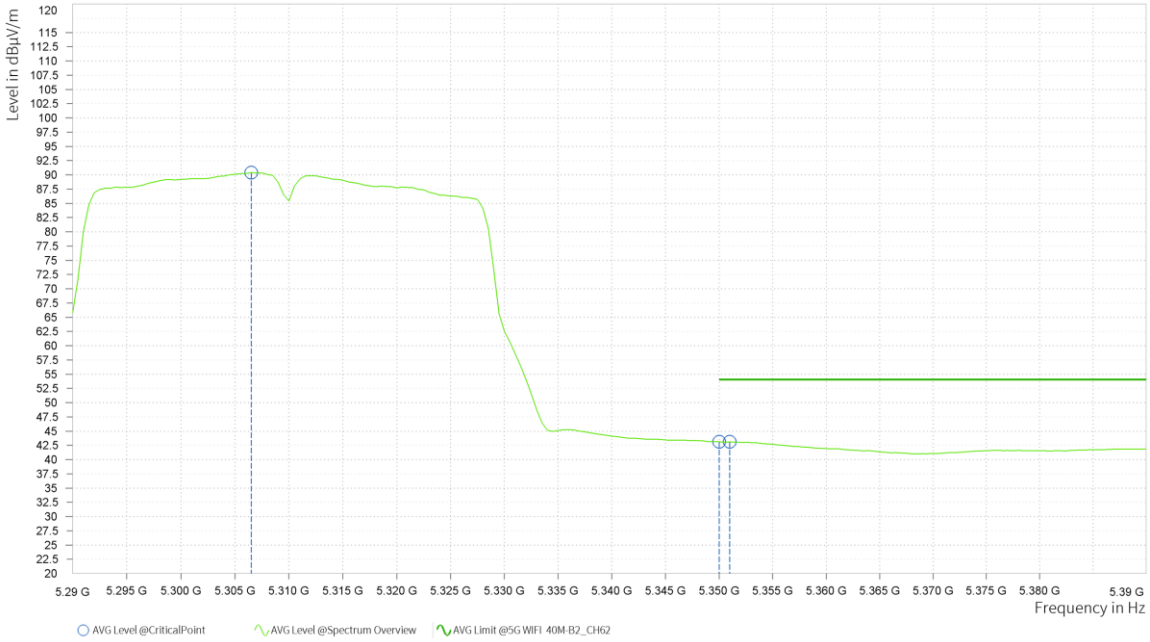

| ANTENNA POLARITY & TEST DISTANCE: VERTICAL AT 3 M | | | | | | | | |
|---|---|---|---|---|---|---|---|---|
| Rg | Frequency [MHz] | PK+ Level [dBµV/m] | PK+ Limit [dBµV/m] | PK+ Margin [dB] | Correction [dB] | Polarization | Azimuth [deg] | Antenna Height [m] |
| 4 | 5,305.500 | 102.90 | | | 16.36 | V | 100 | 2.00 |
| 4 | 5,350.000 | 59.94 | 74.00 | 14.06 | 16.73 | V | 54.6 | 1.00 |
| 4 | 5,350.500 | 60.96 | 74.00 | 13.04 | 16.74 | V | 54.6 | 1.00 |

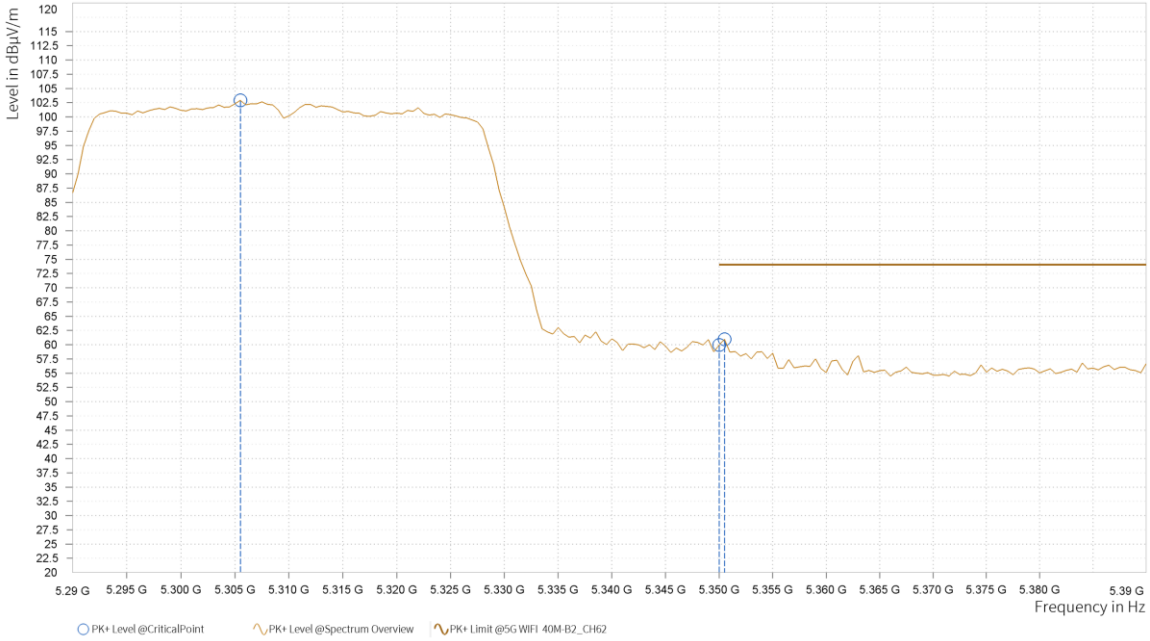

| ANTENNA POLARITY & TEST DISTANCE: VERTICAL AT 3 M | | | | | | | | |
|---|---|---|---|---|---|---|---|---|
| Rg | Frequency [MHz] | AVG Level [dBµV/m] | AVG Limit [dBµV/m] | AVG Margin [dB] | Correction [dB] | Polarization | Azimuth [deg] | Antenna Height [m] |
| 4 | 5,312.500 | 88.30 | | | 16.42 | V | 77.3 | 2.00 |
| 4 | 5,350.000 | 42.94 | 54.00 | 11.06 | 16.73 | V | 103.6 | 2.00 |
| 4 | 5,352.500 | 43.00 | 54.00 | 11.00 | 16.75 | V | 103.6 | 2.00 |

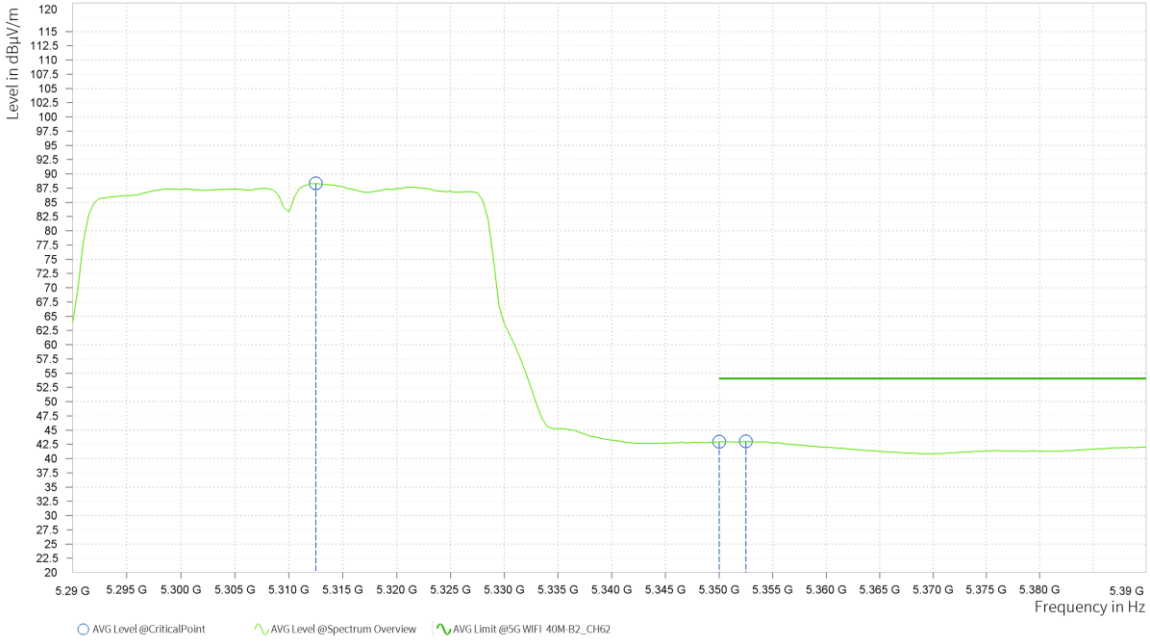


**REMARKS:**

1. Emission Level = Read Level+ Antenna Factor + Cable Loss- Preamp Factor
2. Margin value = Limit value- Emission level.
3. 5310MHz: Fundamental frequency.

| 802.11ac (80MHz) | | | |
|---|---|---|---|
| CHANNEL | TX Channel 58 | DETECTOR FUNCTION | Peak (PK) |
| FREQUENCY RANGE | 1GHz ~ 40GHz | | Average (AV) |

**ANTENNA POLARITY & TEST DISTANCE: HORIZONTAL AT 3 M**

| Rg | Frequency [MHz] | PK+ Level [dBμV/m] | PK+ Limit [dBμV/m] | PK+ Margin [dB] | Correction [dB] | Polarization | Azimuth [deg] | Antenna Height [m] |
|---|---|---|---|---|---|---|---|---|
| 1 | 5,267.500 | 99.12 | | | 16.37 | H | 359 | 2.00 |
| 1 | 5,350.000 | 62.88 | 74.00 | 11.12 | 16.73 | H | 12.1 | 2.00 |
| 1 | 5,350.367 | 63.62 | 74.00 | 10.38 | 16.74 | H | 12.1 | 2.00 |

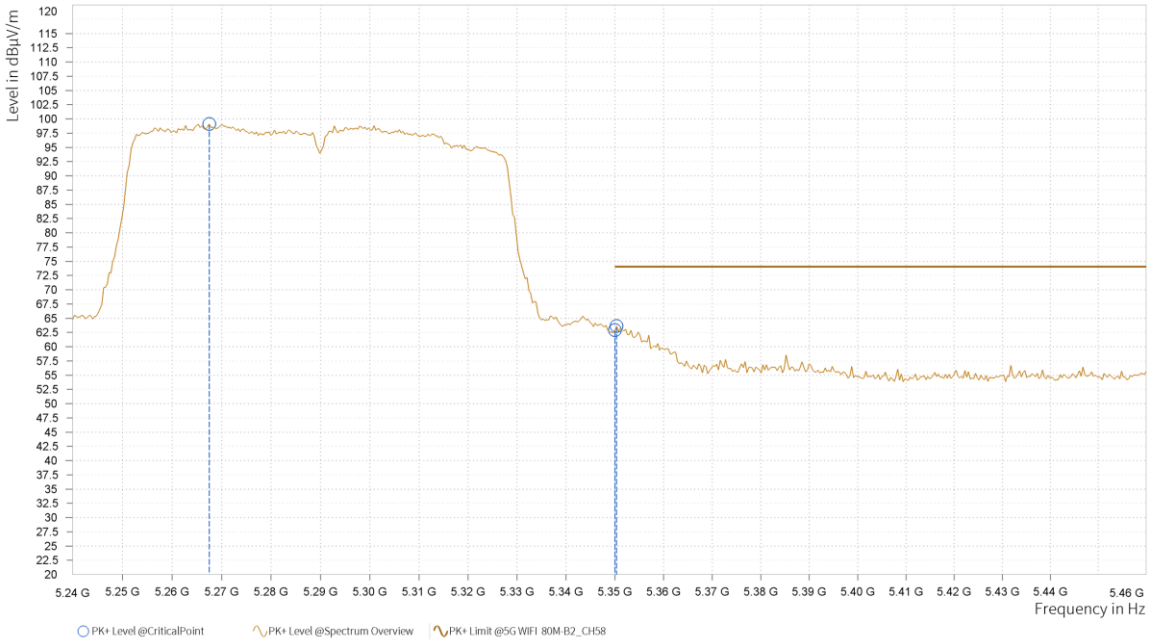

| ANTENNA POLARITY & TEST DISTANCE: HORIZONTAL AT 3 M | | | | | | | | |
|---|---|---|---|---|---|---|---|---|
| Rg | Frequency [MHz] | AVG Level [dBµV/m] | AVG Limit [dBµV/m] | AVG Margin [dB] | Correction [dB] | Polarization | Azimuth [deg] | Antenna Height [m] |
| 1 | 5,267.500 | 85.04 | | | 16.37 | H | 354.9 | 2.00 |
| 1 | 5,350.000 | 43.49 | 54.00 | 10.51 | 16.73 | H | 12.8 | 2.00 |
| 1 | 5,350.367 | 43.43 | 54.00 | 10.57 | 16.74 | H | 12.8 | 2.00 |

| ANTENNA POLARITY & TEST DISTANCE: VERTICAL AT 3 M | | | | | | | | |
|---|---|---|---|---|---|---|---|---|
| Rg | Frequency [MHz] | PK+ Level [dBµV/m] | PK+ Limit [dBµV/m] | PK+ Margin [dB] | Correction [dB] | Polarization | Azimuth [deg] | Antenna Height [m] |
| 1 | 5,284.367 | 97.92 | | | 16.33 | V | 107.2 | 2.00 |
| 1 | 5,350.000 | 59.70 | 74.00 | 14.30 | 16.73 | V | 100 | 1.00 |
| 1 | 5,354.033 | 59.41 | 74.00 | 14.59 | 16.76 | V | 100 | 1.00 |

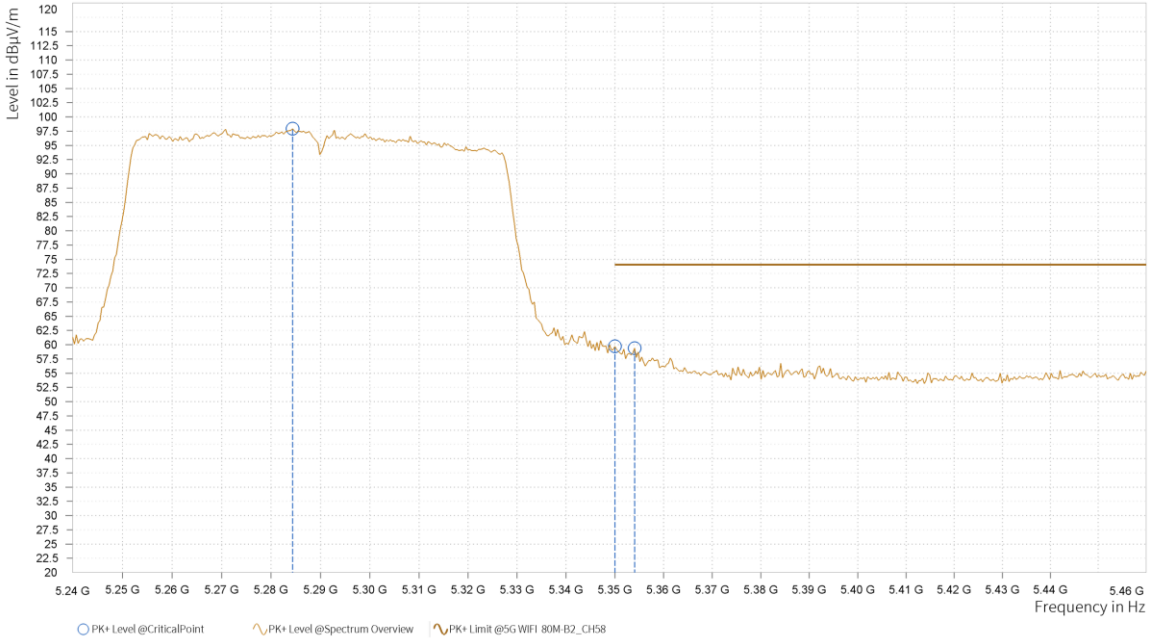

| ANTENNA POLARITY & TEST DISTANCE: VERTICAL AT 3 M | | | | | | | | |
|---|---|---|---|---|---|---|---|---|
| Rg | Frequency [MHz] | AVG Level [dBµV/m] | AVG Limit [dBµV/m] | AVG Margin [dB] | Correction [dB] | Polarization | Azimuth [deg] | Antenna Height [m] |
| 1 | 5,273.367 | 82.04 | | | 16.36 | V | 46.2 | 1.00 |
| 1 | 5,350.000 | 41.03 | 54.00 | 12.97 | 16.73 | V | 46.2 | 1.00 |
| 1 | 5,384.100 | 41.31 | 54.00 | 12.69 | 16.95 | V | 46.2 | 1.00 |

**REMARKS:**

1. Emission Level = Read Level+ Antenna Factor + Cable Loss- Preamp Factor
2. Margin value = Limit value- Emission level.
3. 5290MHz: Fundamental frequency.

## Band 3

| 802.11a | | | |
|---|---|---|---|
| CHANNEL | TX Channel 100 | DETECTOR FUNCTION | Peak (PK) |
| FREQUENCY RANGE | 1GHz ~ 40GHz | | Average (AV) |

**ANTENNA POLARITY & TEST DISTANCE: HORIZONTAL AT 3 M**

| Rg | Frequency [MHz] | PK+ Level [dBµV/m] | PK+ Limit [dBµV/m] | PK+ Margin [dB] | Correction [dB] | Polarization | Azimuth [deg] | Antenna Height [m] |
|---|---|---|---|---|---|---|---|---|
| 7 | 5,458.350 | 62.92 | 74.00 | 11.08 | 18.39 | H | 1 | 1.00 |
| 7 | 5,460.000 | 62.80 | 74.00 | 11.20 | 18.42 | H | 2.1 | 2.00 |
| 7 | 5,498.850 | 108.72 | | | 19.34 | H | 1 | 1.00 |

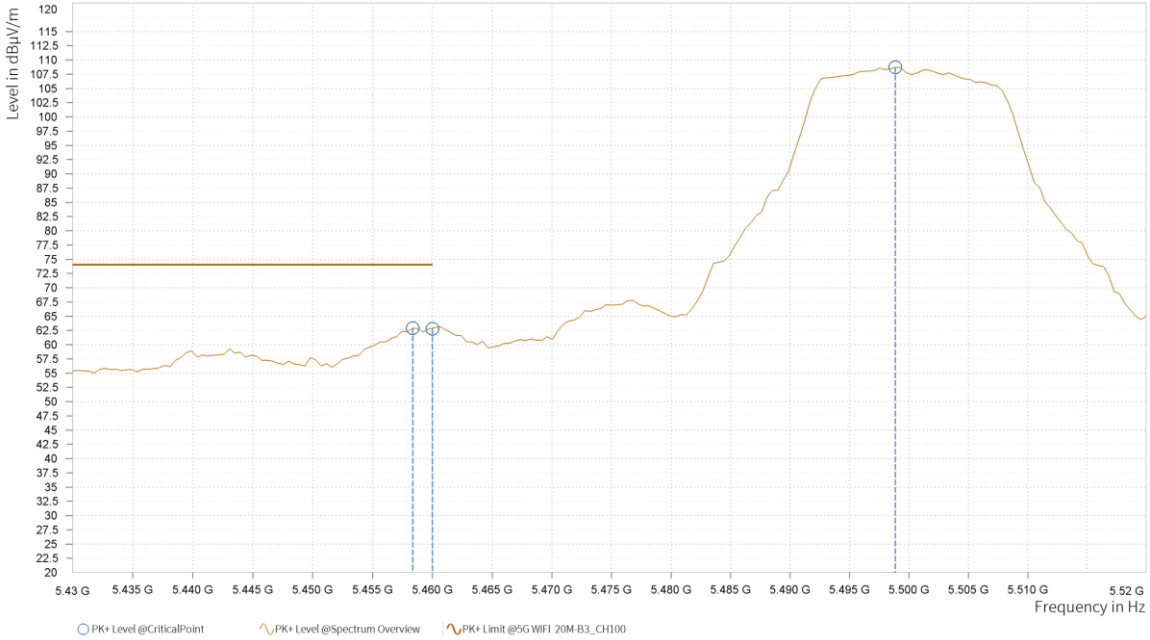

| ANTENNA POLARITY & TEST DISTANCE: HORIZONTAL AT 3 M | | | | | | | | |
|---|---|---|---|---|---|---|---|---|
| Rg | Frequency [MHz] | AVG Level [dBµV/m] | AVG Limit [dBµV/m] | AVG Margin [dB] | Correction [dB] | Polarization | Azimuth [deg] | Antenna Height [m] |
| 7 | 5,459.700 | 43.37 | 54.00 | 10.63 | 18.42 | H | 359.1 | 1.00 |
| 7 | 5,460.000 | 43.37 | 54.00 | 10.63 | 18.42 | H | 359.1 | 1.00 |
| 7 | 5,498.850 | 96.25 | | | 19.34 | H | 1 | 1.00 |

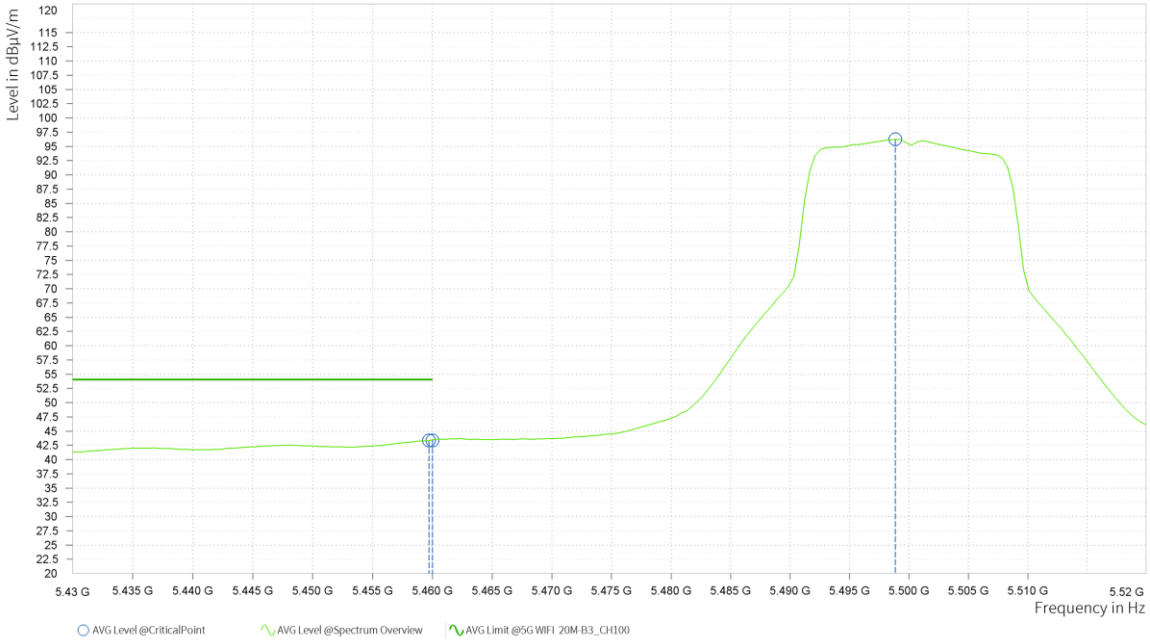

| ANTENNA POLARITY & TEST DISTANCE: VERTICAL AT 3 M | | | | | | | | |
|---|---|---|---|---|---|---|---|---|
| Rg | Frequency [MHz] | PK+ Level [dBµV/m] | PK+ Limit [dBµV/m] | PK+ Margin [dB] | Correction [dB] | Polarization | Azimuth [deg] | Antenna Height [m] |
| 7 | 5,455.650 | 55.96 | 74.00 | 18.04 | 18.32 | V | 120.2 | 2.00 |
| 7 | 5,460.000 | 56.29 | 74.00 | 17.71 | 18.42 | V | 120.2 | 2.00 |
| 7 | 5,499.300 | 103.16 | | | 19.35 | V | 316.3 | 2.00 |

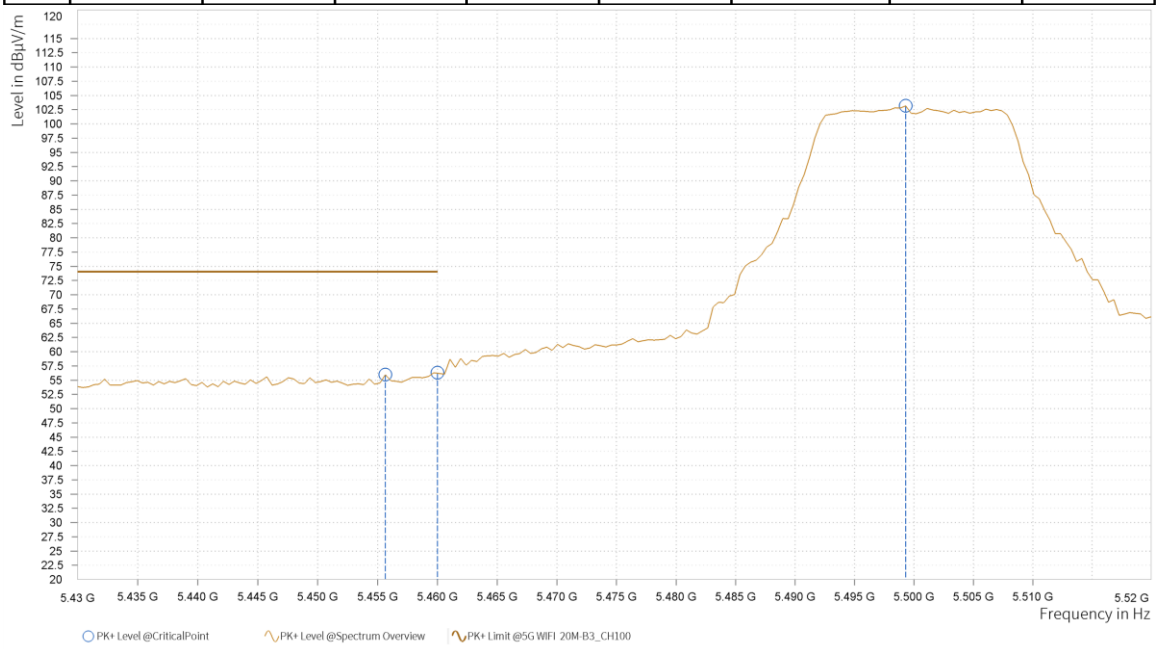

| ANTENNA POLARITY & TEST DISTANCE: VERTICAL AT 3 M | | | | | | | | |
|---|---|---|---|---|---|---|---|---|
| Rg | Frequency [MHz] | AVG Level [dBµV/m] | AVG Limit [dBµV/m] | AVG Margin [dB] | Correction [dB] | Polarization | Azimuth [deg] | Antenna Height [m] |
| 7 | 5,459.700 | 41.22 | 54.00 | 12.78 | 18.42 | V | 43.7 | 1.00 |
| 7 | 5,460.000 | 41.22 | 54.00 | 12.78 | 18.42 | V | 43.7 | 1.00 |
| 7 | 5,501.100 | 91.41 | | | 19.39 | V | 115.4 | 2.00 |

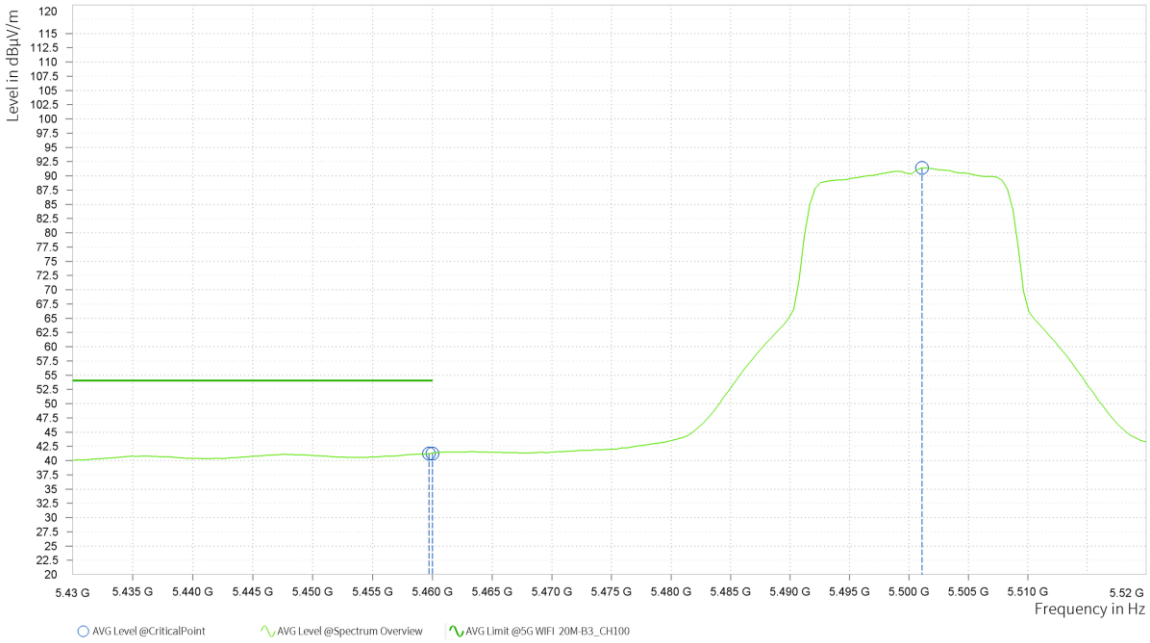


**REMARKS:**

1. Emission Level = Read Level+ Antenna Factor + Cable Loss- Preamp Factor
2. Margin value = Limit value- Emission level.
3. 5500MHz: Fundamental frequency.
4. #: Out of restricted band.

| CHANNEL | TX Channel 116 | DETECTOR FUNCTION | Peak (PK) |
|---|---|---|---|
| FREQUENCY RANGE | 1GHz ~ 40GHz | | Average (AV) |

**ANTENNA POLARITY & TEST DISTANCE: HORIZONTAL AT 3 M**

| Rg | Frequency [MHz] | PK+ Level [dBμV/m] | PK+ Limit [dBμV/m] | PK+ Margin [dB] | Correction [dB] | Polarization | Azimuth [deg] | Antenna Height [m] |
|---|---|---|---|---|---|---|---|---|
| 8 | 5,451.675 | 56.09 | 74.00 | 17.91 | 18.23 | H | 197.8 | 1.00 |
| 8 | 5,460.000 | 54.74 | 74.00 | 19.26 | 18.42 | H | 165.8 | 2.00 |
| 8 | 5,579.180 | 108.19 | | | 18.54 | H | 359.1 | 1.00 |

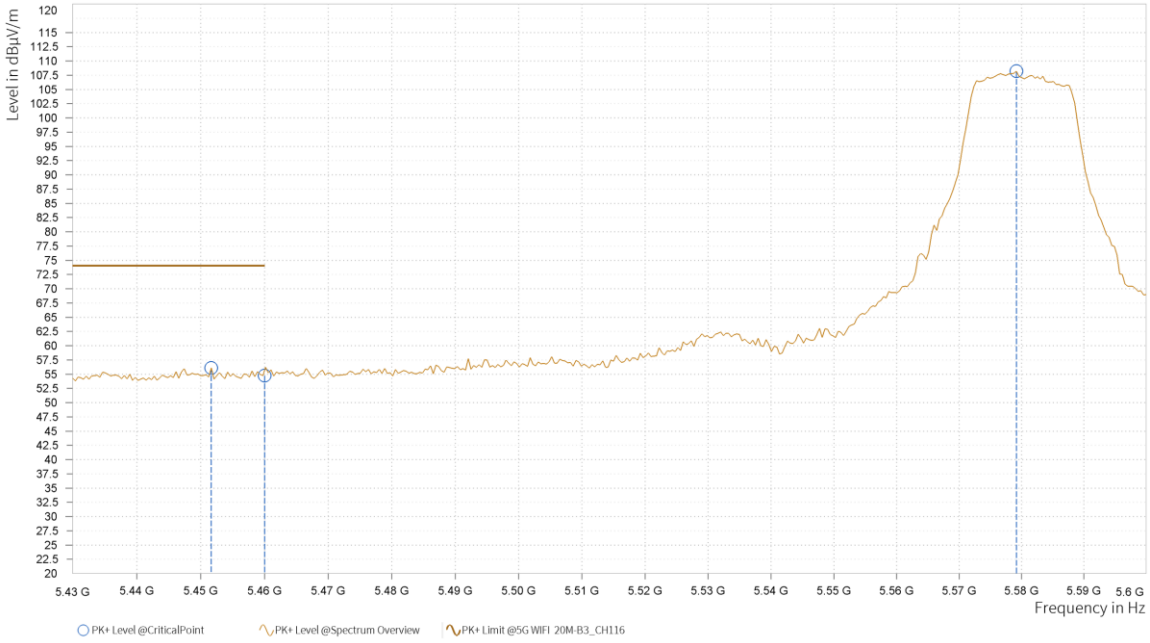

| ANTENNA POLARITY & TEST DISTANCE: HORIZONTAL AT 3 M | | | | | | | | |
|---|---|---|---|---|---|---|---|---|
| Rg | Frequency [MHz] | AVG Level [dBµV/m] | AVG Limit [dBµV/m] | AVG Margin [dB] | Correction [dB] | Polarization | Azimuth [deg] | Antenna Height [m] |
| 8 | 5,459.750 | 41.16 | 54.00 | 12.84 | 18.42 | H | 311.6 | 1.00 |
| 8 | 5,460.000 | 41.16 | 54.00 | 12.84 | 18.42 | H | 311.6 | 1.00 |
| 8 | 5,579.175 | 95.70 | | | 18.54 | H | 359.1 | 1.00 |

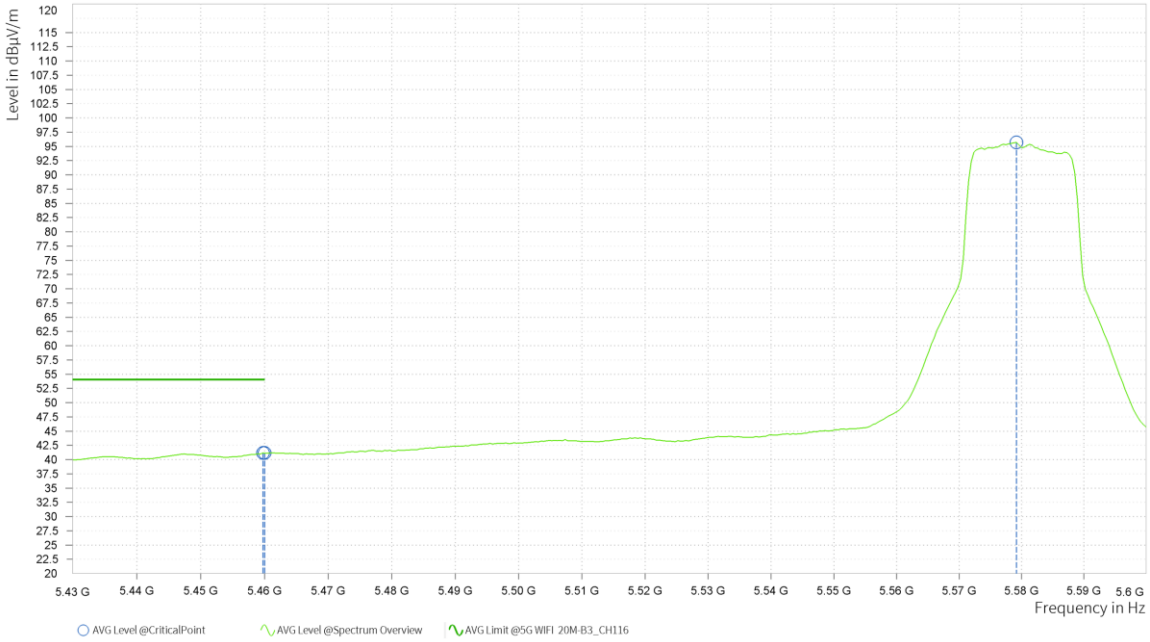

| ANTENNA POLARITY & TEST DISTANCE: VERTICAL AT 3 M | | | | | | | | |
|---|---|---|---|---|---|---|---|---|
| Rg | Frequency [MHz] | PK+ Level [dBµV/m] | PK+ Limit [dBµV/m] | PK+ Margin [dB] | Correction [dB] | Polarization | Azimuth [deg] | Antenna Height [m] |
| 8 | 5,455.500 | 55.67 | 74.00 | 18.33 | 18.32 | V | 67.7 | 2.00 |
| 8 | 5,460.000 | 54.98 | 74.00 | 19.02 | 18.42 | V | 316.3 | 2.00 |
| 8 | 5,576.625 | 105.02 | | | 18.57 | V | 193.1 | 1.00 |

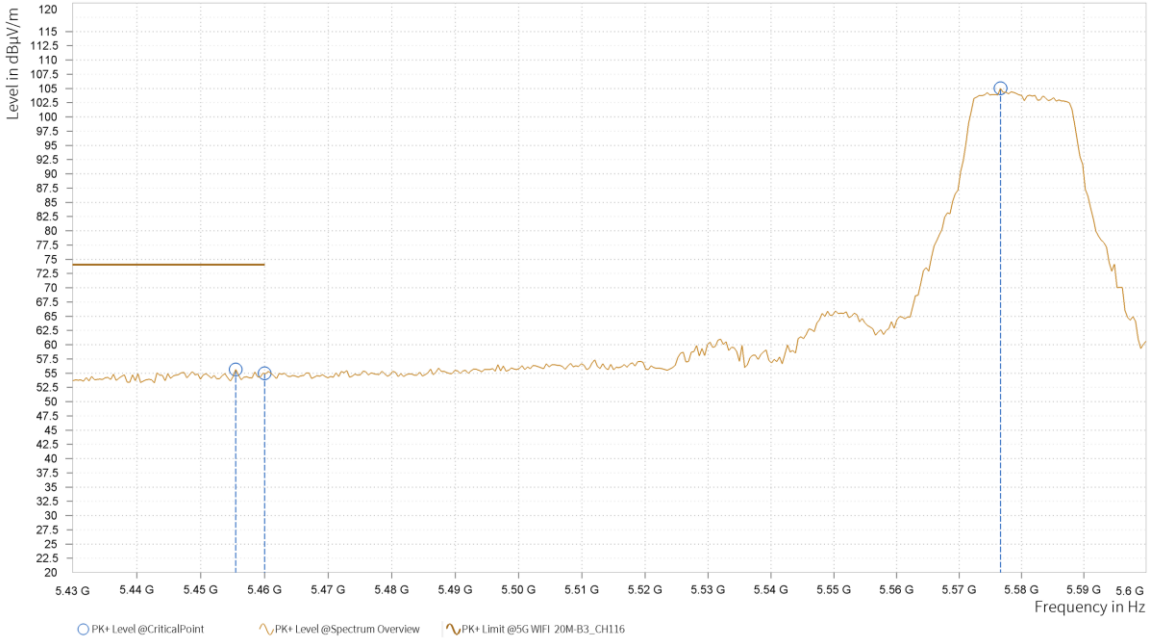

| ANTENNA POLARITY & TEST DISTANCE: VERTICAL AT 3 M | | | | | | | | |
|---|---|---|---|---|---|---|---|---|
| Rg | Frequency [MHz] | AVG Level [dBµV/m] | AVG Limit [dBµV/m] | AVG Margin [dB] | Correction [dB] | Polarization | Azimuth [deg] | Antenna Height [m] |
| 8 | 5,447.850 | 40.83 | 54.00 | 13.17 | 18.14 | V | 1 | 1.00 |
| 8 | 5,460.000 | 40.80 | 54.00 | 13.20 | 18.42 | V | 214.6 | 2.00 |
| 8 | 5,579.175 | 89.14 | | | 18.54 | V | 78.4 | 1.00 |

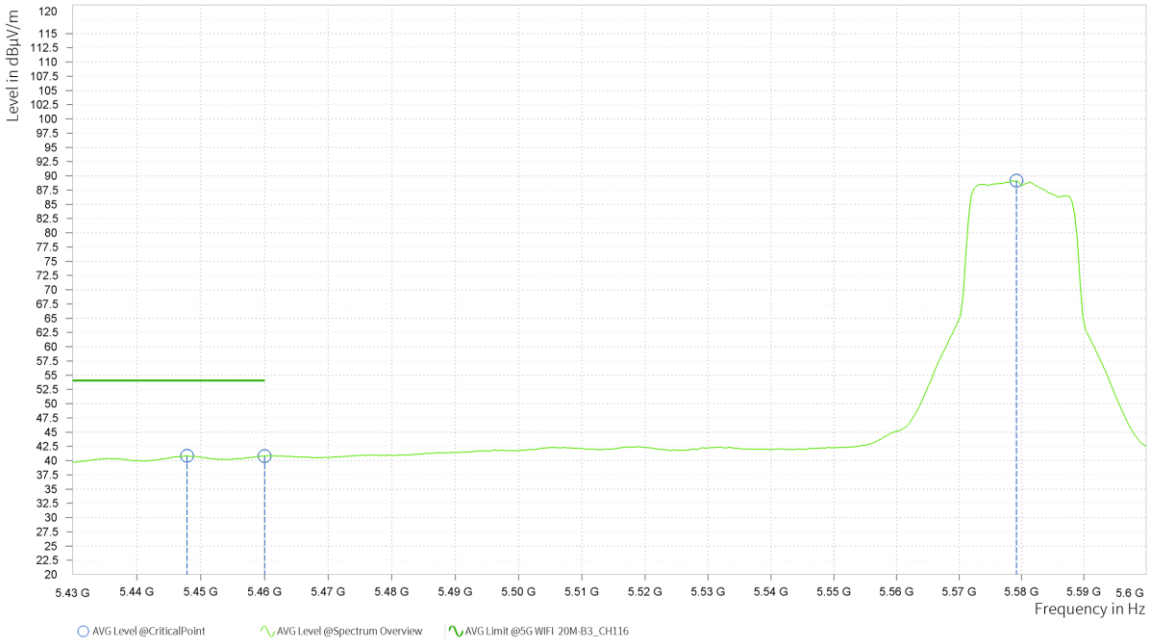


**REMARKS:**

1. Emission Level = Read Level+ Antenna Factor + Cable Loss- Preamp Factor
2. Margin value = Limit value- Emission level.
3. 5580MHz: Fundamental frequency.
4. #: Out of restricted band.

| CHANNEL | TX Channel 140 | DETECTOR FUNCTION | Peak (PK) |
|---|---|---|---|
| FREQUENCY RANGE | 1GHz ~ 40GHz | | Average (AV) |

**ANTENNA POLARITY & TEST DISTANCE: HORIZONTAL AT 3 M**

| Rg | Frequency [MHz] | PK+ Level [dBμV/m] | PK+ Limit [dBμV/m] | PK+ Margin [dB] | Correction [dB] | Polarization | Azimuth [deg] | Antenna Height [m] |
|---|---|---|---|---|---|---|---|---|
| 10 | 5,698.500 | 108.39 | | | 13.06 | H | 0.9 | 2.00 |
| 10 | 5,725.000 | 63.07 | 68.20 | 5.13 | 13.15 | H | 0.9 | 2.00 |
| 10 | 5,725.500 | 62.87 | 68.20 | 5.33 | 13.15 | H | 0.9 | 2.00 |

| ANTENNA POLARITY & TEST DISTANCE: VERTICAL AT 3 M | | | | | | | | |
|---|---|---|---|---|---|---|---|---|
| Rg | Frequency [MHz] | PK+ Level [dBμV/m] | PK+ Limit [dBμV/m] | PK+ Margin [dB] | Correction [dB] | Polarization | Azimuth [deg] | Antenna Height [m] |
| 10 | 5,697.675 | 102.09 | | | 18.63 | V | 146.6 | 1.00 |
| 10 | 5,725.000 | 58.83 | 68.20 | 9.37 | 18.82 | V | 313.9 | 2.00 |
| 10 | 5,730.175 | 62.38 | 68.20 | 5.82 | 18.85 | V | 46.1 | 1.00 |

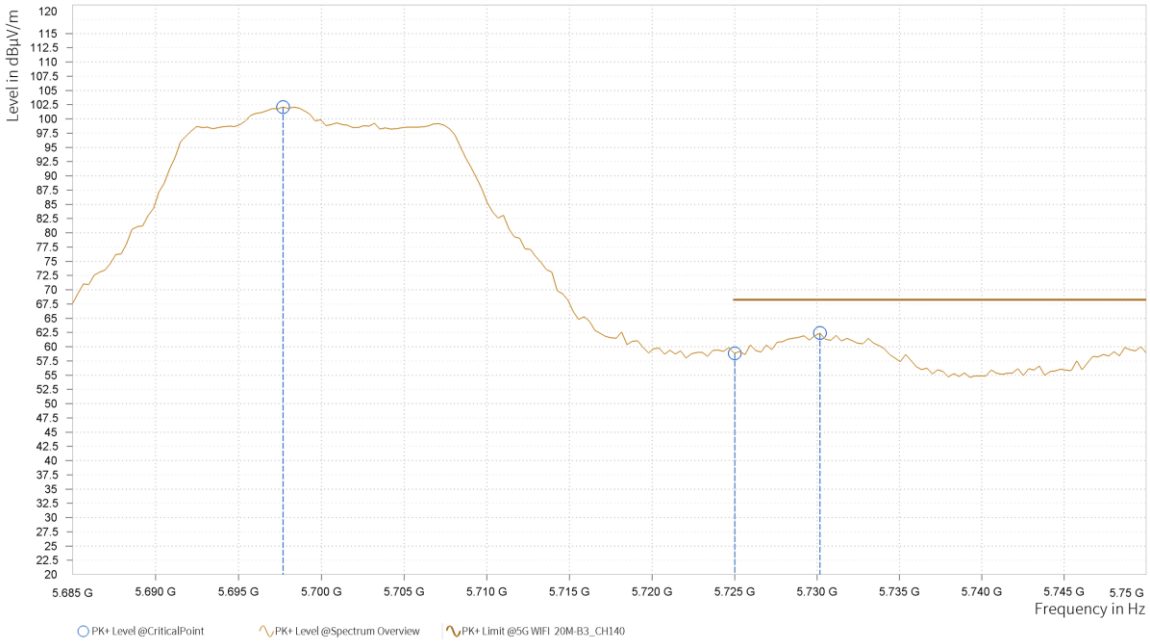


**REMARKS:**

1. Emission Level = Read Level+ Antenna Factor + Cable Loss- Preamp Factor
2. Margin value = Limit value- Emission level.
3. 5700MHz: Fundamental frequency.
4. #: Out of restricted band.

| CHANNEL | TX Channel 144 | DETECTOR FUNCTION | Peak (PK) |
|---|---|---|---|
| FREQUENCY RANGE | 1GHz ~ 40GHz | | Average (AV) |

**ANTENNA POLARITY & TEST DISTANCE: HORIZONTAL AT 3 M**

| Rg | Frequency [MHz] | PK+ Level [dBμV/m] | PK+ Limit [dBμV/m] | PK+ Margin [dB] | Correction [dB] | Polarization | Azimuth [deg] | Antenna Height [m] |
|---|---|---|---|---|---|---|---|---|
| 9 | 5,718.000 | 110.58 | | | 18.77 | H | 1 | 1.00 |
| 9 | 5,850.000 | 55.41 | 68.20 | 12.79 | 18.20 | H | 354.2 | 2.00 |
| 9 | 5,862.000 | 56.41 | 68.20 | 11.79 | 18.26 | H | 359.1 | 1.00 |

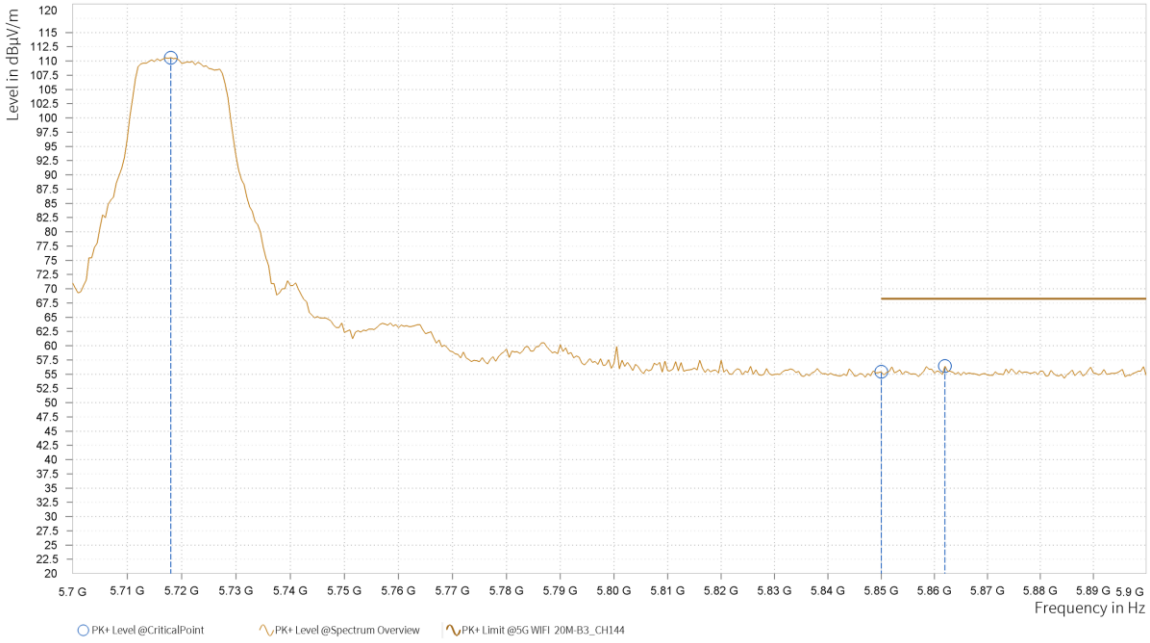

| ANTENNA POLARITY & TEST DISTANCE: VERTICAL AT 3 M | | | | | | | | |
|---|---|---|---|---|---|---|---|---|
| Rg | Frequency [MHz] | PK+ Level [dBμV/m] | PK+ Limit [dBμV/m] | PK+ Margin [dB] | Correction [dB] | Polarization | Azimuth [deg] | Antenna Height [m] |
| 9 | 5,713.000 | 101.61 | | | 18.74 | V | 151.4 | 1.00 |
| 9 | 5,850.000 | 54.35 | 68.20 | 13.85 | 18.20 | V | 47.3 | 1.00 |
| 9 | 5,853.500 | 55.69 | 68.20 | 12.51 | 18.21 | V | 1 | 2.00 |

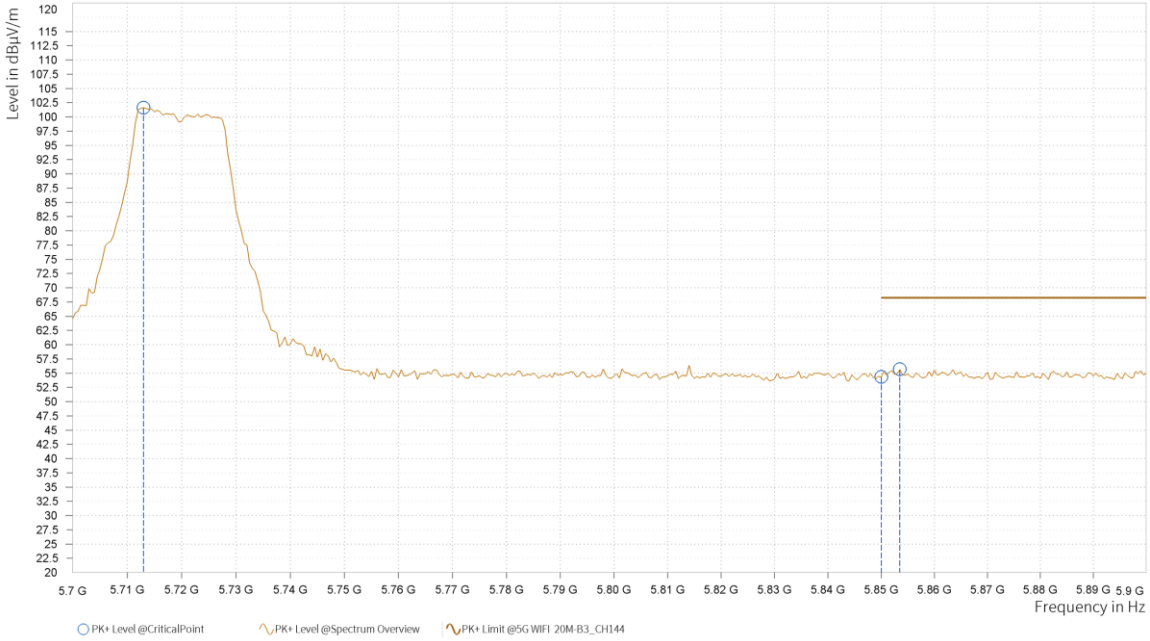


**REMARKS:**

1. Emission Level = Read Level+ Antenna Factor + Cable Loss- Preamp Factor
2. Margin value = Limit value- Emission level.
3. 5720MHz: Fundamental frequency.
4. #: Out of restricted band.

| 802.11n (20MHz) | | | |
|---|---|---|---|
| **CHANNEL** | TX Channel 100 | **DETECTOR FUNCTION** | Peak (PK)<br>Average (AV) |
| **FREQUENCY RANGE** | 1GHz ~ 40GHz | | |

**ANTENNA POLARITY & TEST DISTANCE: HORIZONTAL AT 3 M**

| Rg | Frequency [MHz] | PK+ Level [dBμV/m] | PK+ Limit [dBμV/m] | PK+ Margin [dB] | Correction [dB] | Polarization | Azimuth [deg] | Antenna Height [m] |
|---|---|---|---|---|---|---|---|---|
| 7 | 5,459.700 | 60.84 | 74.00 | 13.16 | 18.42 | H | 359 | 1.00 |
| 7 | 5,460.000 | 59.98 | 74.00 | 14.02 | 18.41 | H | 1 | 1.00 |
| 7 | 5,498.400 | 111.65 | | | 19.33 | H | 350.7 | 1.00 |

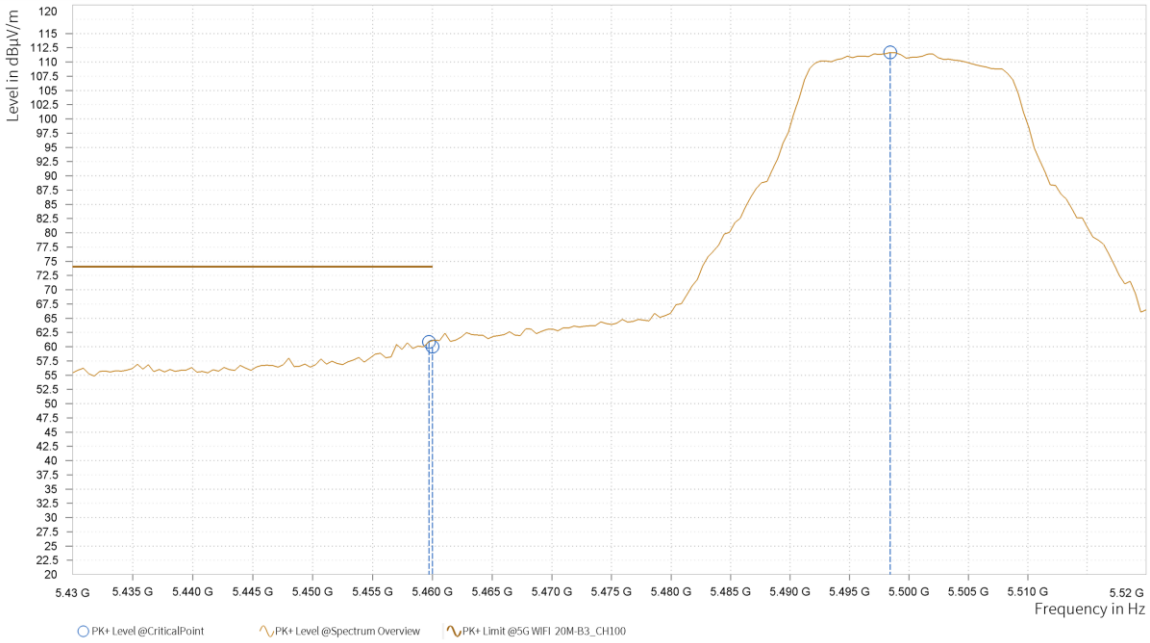

| ANTENNA POLARITY & TEST DISTANCE: HORIZONTAL AT 3 M | | | | | | | | |
|---|---|---|---|---|---|---|---|---|
| Rg | Frequency [MHz] | AVG Level [dBµV/m] | AVG Limit [dBµV/m] | AVG Margin [dB] | Correction [dB] | Polarization | Azimuth [deg] | Antenna Height [m] |
| 7 | 5,459.700 | 44.36 | 54.00 | 9.64 | 18.42 | H | 342.2 | 1.00 |
| 7 | 5,460.000 | 44.36 | 54.00 | 9.64 | 18.42 | H | 342.2 | 1.00 |
| 7 | 5,498.850 | 99.05 | | | 19.34 | H | 358.3 | 1.00 |

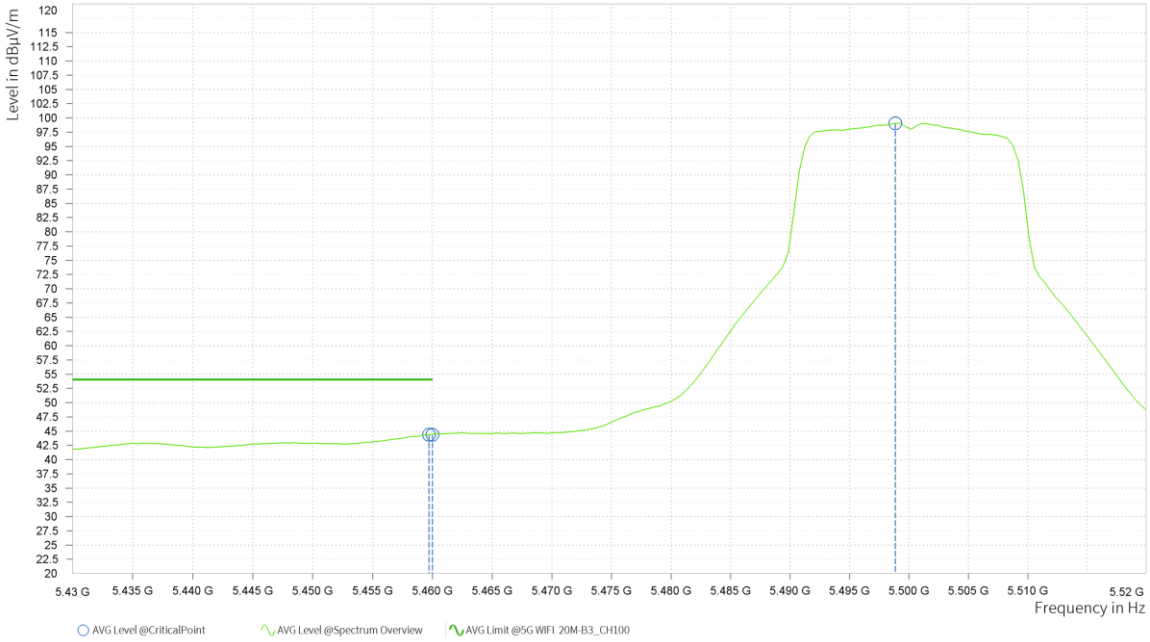

| ANTENNA POLARITY & TEST DISTANCE: VERTICAL AT 3 M | | | | | | | | |
|---|---|---|---|---|---|---|---|---|
| Rg | Frequency [MHz] | PK+ Level [dBµV/m] | PK+ Limit [dBµV/m] | PK+ Margin [dB] | Correction [dB] | Polarization | Azimuth [deg] | Antenna Height [m] |
| 7 | 5,455.200 | 55.88 | 74.00 | 18.12 | 18.31 | V | 1 | 1.00 |
| 7 | 5,460.000 | 55.45 | 74.00 | 18.55 | 18.42 | V | 100 | 1.00 |
| 7 | 5,498.400 | 106.77 | | | 19.33 | V | 100 | 1.00 |

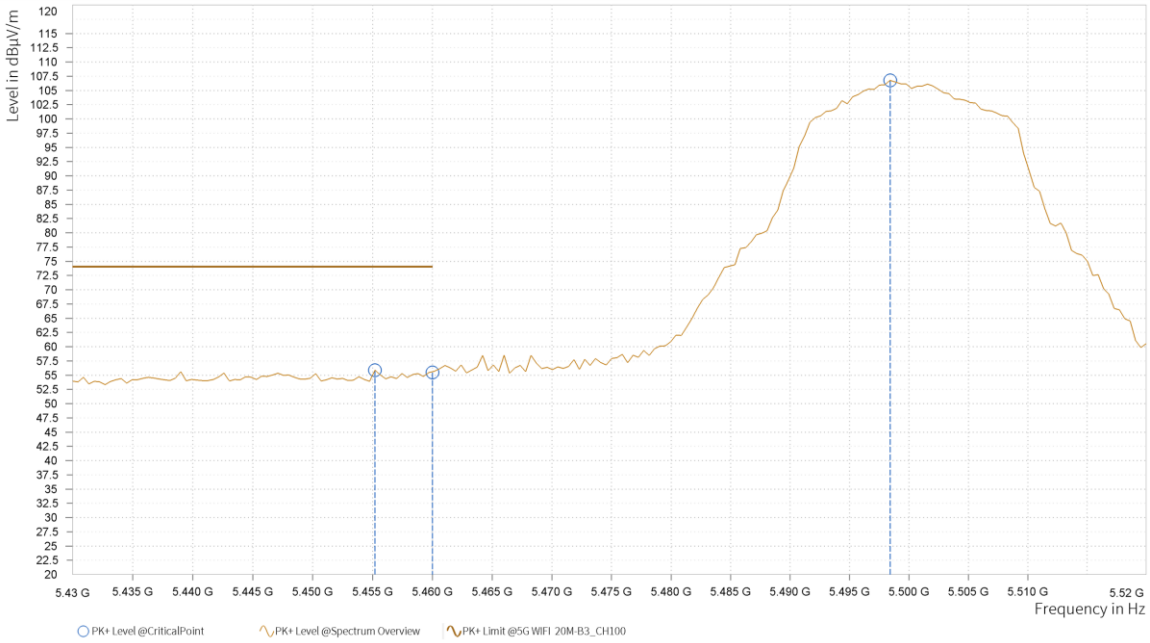

| ANTENNA POLARITY & TEST DISTANCE: VERTICAL AT 3 M | | | | | | | | |
|---|---|---|---|---|---|---|---|---|
| Rg | Frequency [MHz] | AVG Level [dBµV/m] | AVG Limit [dBµV/m] | AVG Margin [dB] | Correction [dB] | Polarization | Azimuth [deg] | Antenna Height [m] |
| 7 | 5,448.000 | 41.37 | 54.00 | 12.63 | 18.14 | V | 47.3 | 1.00 |
| 7 | 5,460.000 | 41.36 | 54.00 | 12.64 | 18.41 | V | 98.8 | 1.00 |
| 7 | 5,501.550 | 93.72 | | | 19.40 | V | 98.8 | 1.00 |

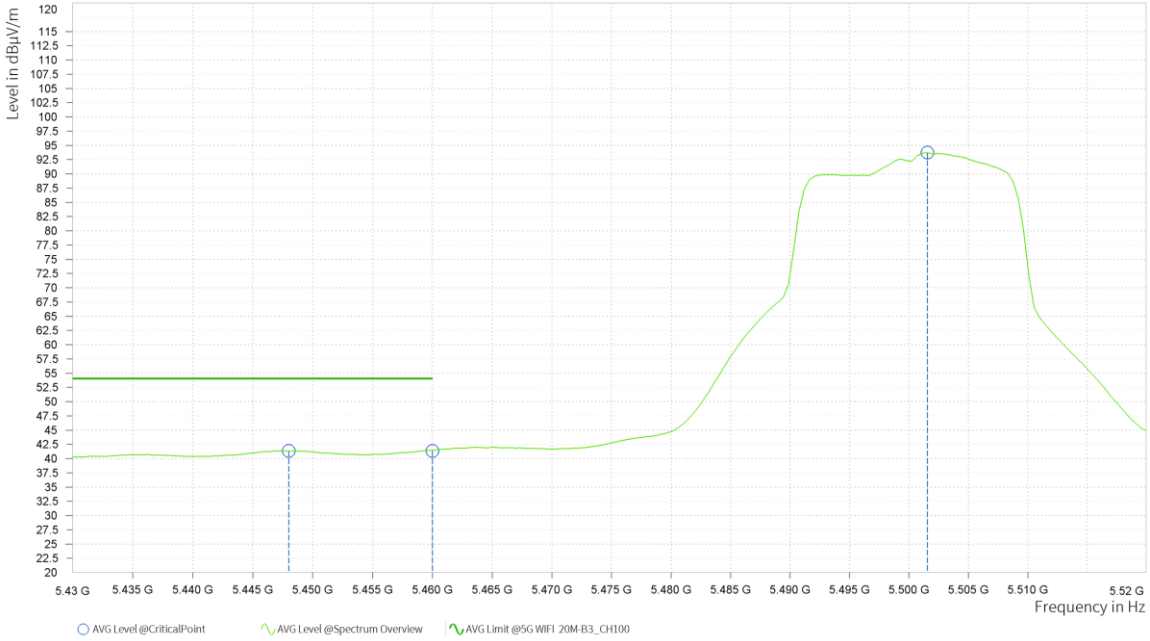


**REMARKS:**

1. Emission Level = Read Level+ Antenna Factor + Cable Loss- Preamp Factor
2. Margin value = Limit value- Emission level.
3. 5500MHz: Fundamental frequency.
4. #: Out of restricted band.

| CHANNEL | TX Channel 116 | DETECTOR FUNCTION | Peak (PK) |
|---|---|---|---|
| FREQUENCY RANGE | 1GHz ~ 40GHz | | Average (AV) |

**ANTENNA POLARITY & TEST DISTANCE: HORIZONTAL AT 3 M**

| Rg | Frequency [MHz] | PK+ Level [dBµV/m] | PK+ Limit [dBµV/m] | PK+ Margin [dB] | Correction [dB] | Polarization | Azimuth [deg] | Antenna Height [m] |
|---|---|---|---|---|---|---|---|---|
| 8 | 5,435.950 | 56.02 | 74.00 | 17.98 | 17.85 | H | 311.5 | 2.00 |
| 8 | 5,460.000 | 55.73 | 74.00 | 18.27 | 18.31 | H | 1 | 1.00 |
| 8 | 5,578.330 | 110.36 | | | 18.55 | H | 359 | 1.00 |

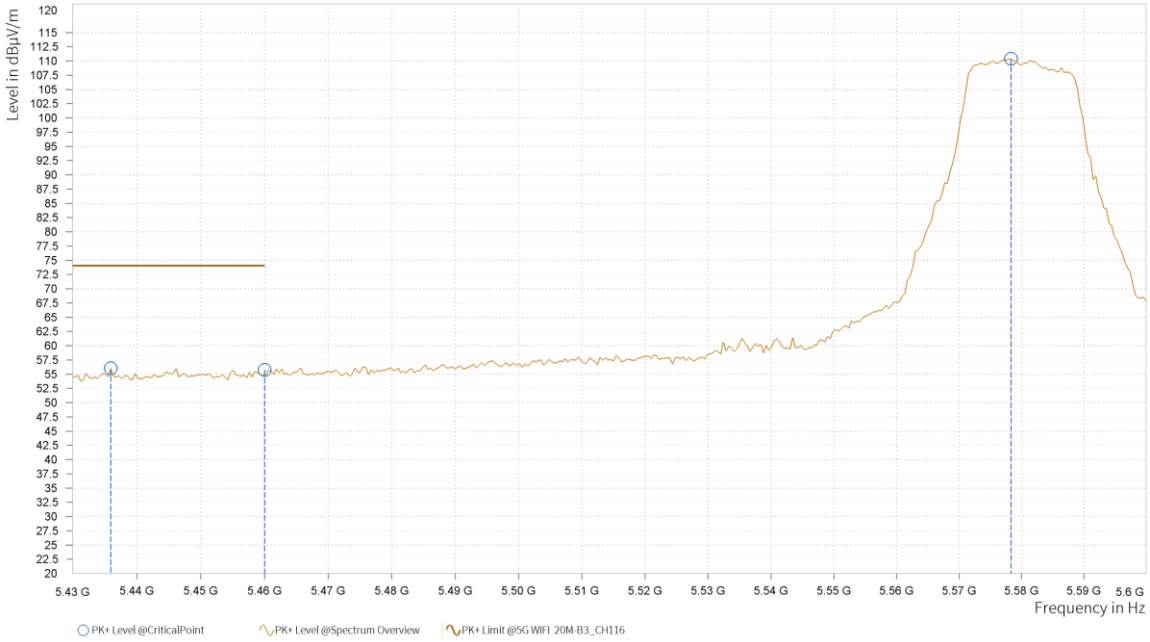
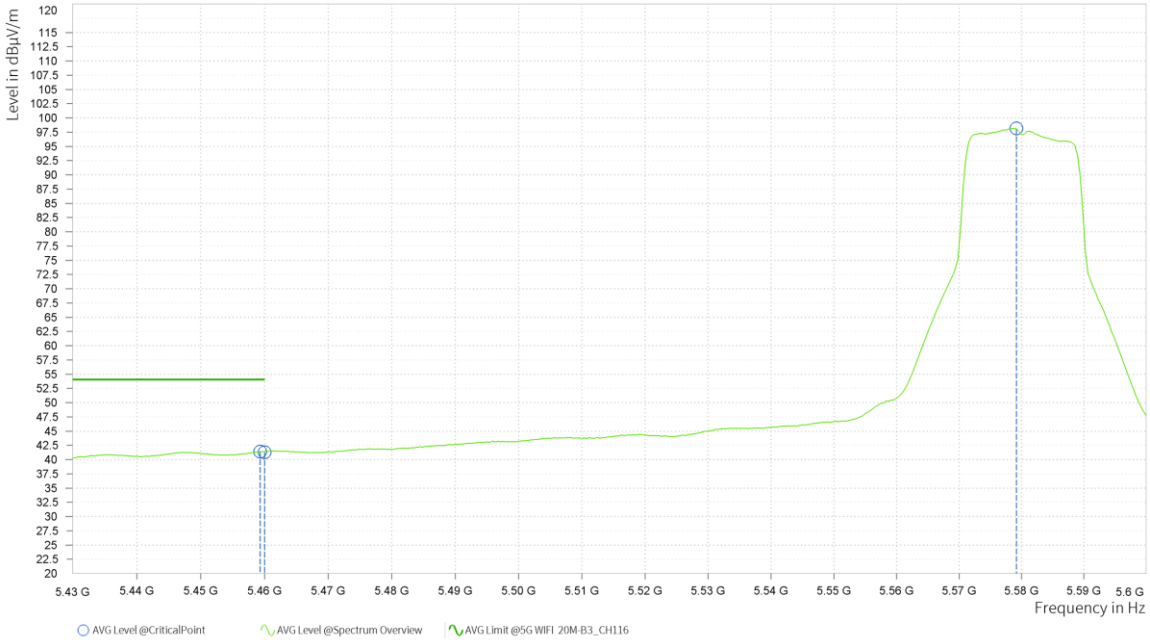
| ANTENNA POLARITY & TEST DISTANCE: HORIZONTAL AT 3 M | | | | | | | | |
|---|---|---|---|---|---|---|---|---|
| Rg | Frequency [MHz] | AVG Level [dBµV/m] | AVG Limit [dBµV/m] | AVG Margin [dB] | Correction [dB] | Polarization | Azimuth [deg] | Antenna Height [m] |
| 8 | 5,459.325 | 41.38 | 54.00 | 12.62 | 18.41 | H | 359 | 1.00 |
| 8 | 5,460.000 | 41.28 | 54.00 | 12.72 | 18.39 | H | 350.1 | 1.00 |
| 8 | 5,579.175 | 98.13 | | | 18.54 | H | 350.1 | 1.00 |