Appendix Test Data

Report No.:	18220WC20274201	Test Sample No.:	1-2-2
Start Test Date:	2022.11.29	Finish Test Date:	2022.12.1
Test Engineer:	Tony.He	Auditor:	Edward.Pan
Temperature:	27.3℃	Relative Humidity:	46 %
Pressure:	1012 hPa		

Appendix A: 20dB Emission Bandwidth

Test Result

TestMode	Antenna	Frequency[MHz]	20db EBW[MHz]	FL[MHz]	FH[MHz]
DH5	Ant1	2402	1.023	2401.508	2402.531
		2441	1.029	2440.508	2441.537
		2480	1.044	2479.493	2480.537
2DH5	Ant1	2402	1.326	2401.355	2402.681
		2441	1.329	2440.358	2441.687
		2480	1.320	2479.358	2480.678
3DH5	Ant1	2402	1.302	2401.367	2402.669
		2441	1.308	2440.367	2441.675
		2480	1.308	2479.367	2480.675

Test Graphs

DH5_Ant1_2402

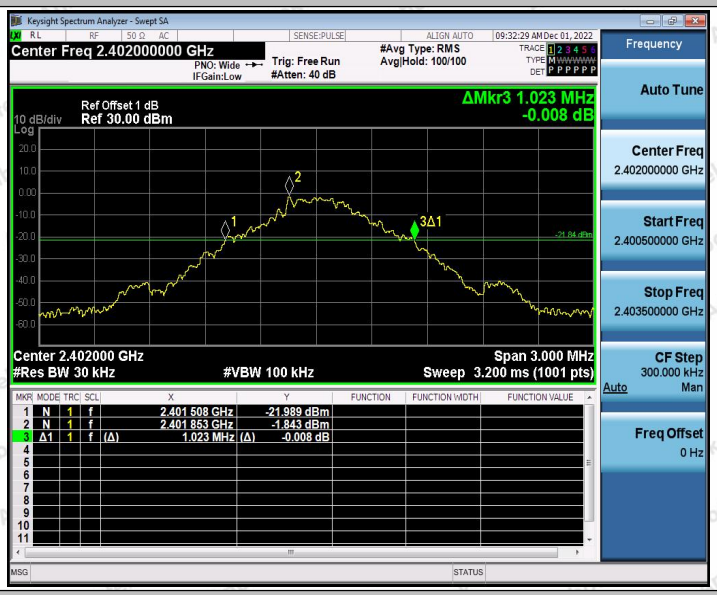

DH5_Ant1_2441

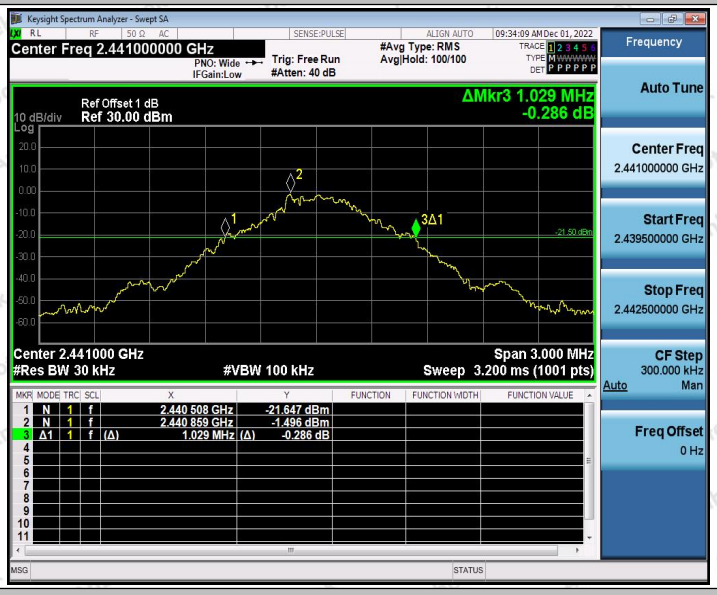

DH5_Ant1_2480

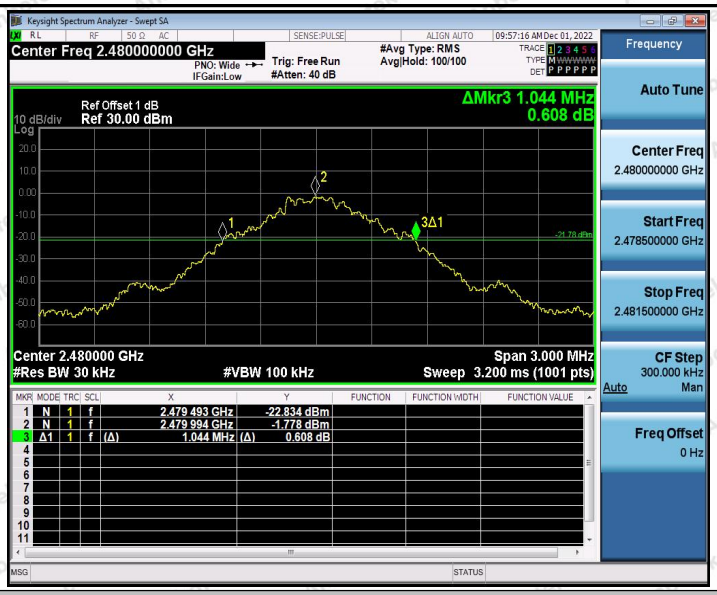

2DH5_Ant1_2402

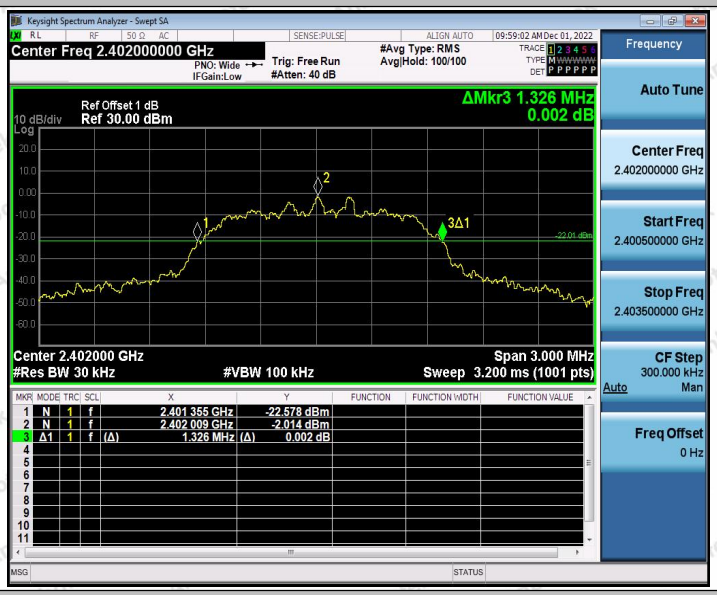

2DH5_Ant1_2441

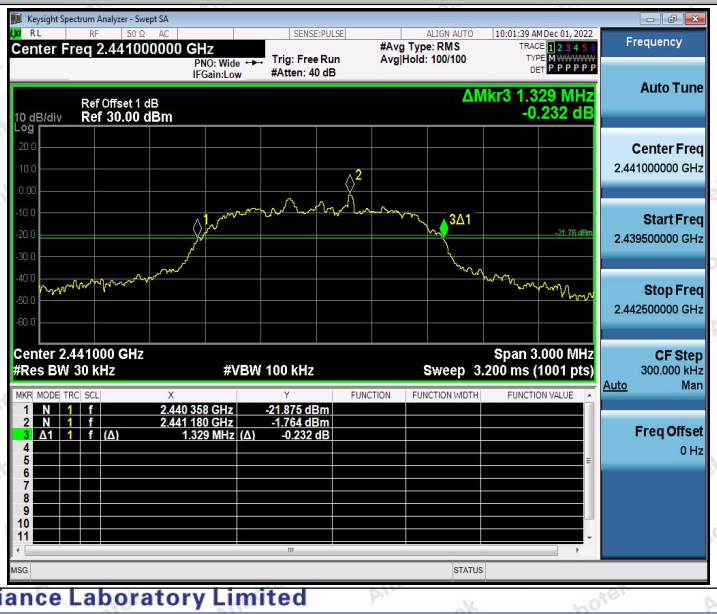

2DH5_Ant1_2480

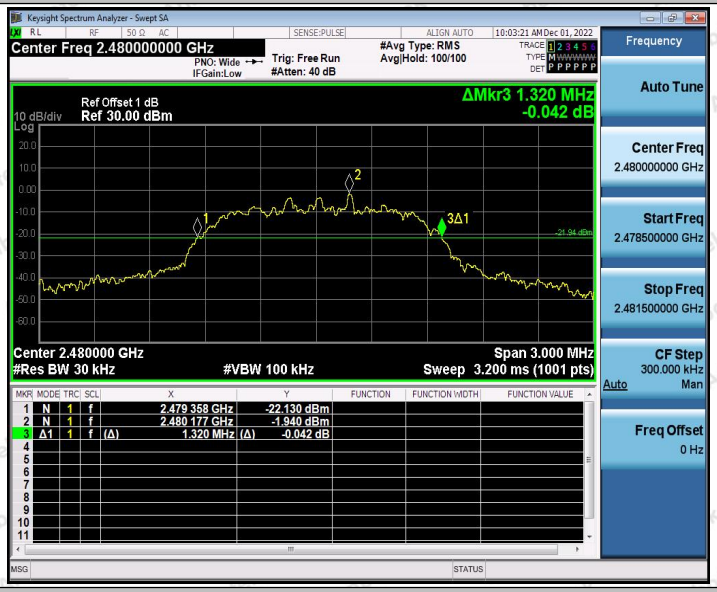

3DH5_Ant1_2402

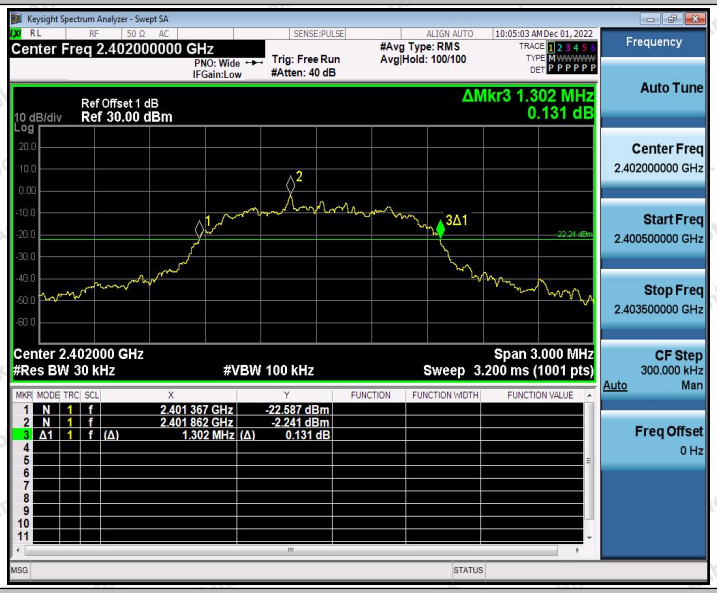

3DH5_Ant1_2441

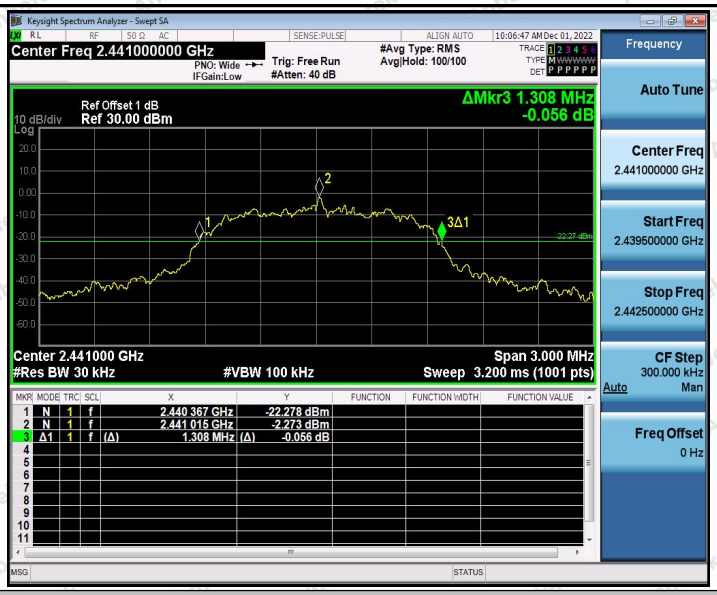

3DH5_Ant1_2480

Appendix B: Occupied Channel Bandwidth

Test Result

TestMode	Antenna	Frequency[MHz]	OCB [MHz]	FL[MHz]	FH[MHz]
DH5	Ant1	2402	0.91815	2401.5613	2402.4795
		2441	0.92733	2440.5563	2441.4836
		2480	0.94243	2479.5395	2480.4820
2DH5	Ant1	2402	1.2110	2401.4158	2402.6268
		2441	1.2102	2440.4163	2441.6265
		2480	1.2168	2479.4216	2480.6384
3DH5	Ant1	2402	1.2158	2401.4075	2402.6233
		2441	1.2110	2440.4124	2441.6234
		2480	1.2205	2479.4071	2480.6276

Test Graphs

DH5_Ant1_2402

DH5_Ant1_2441

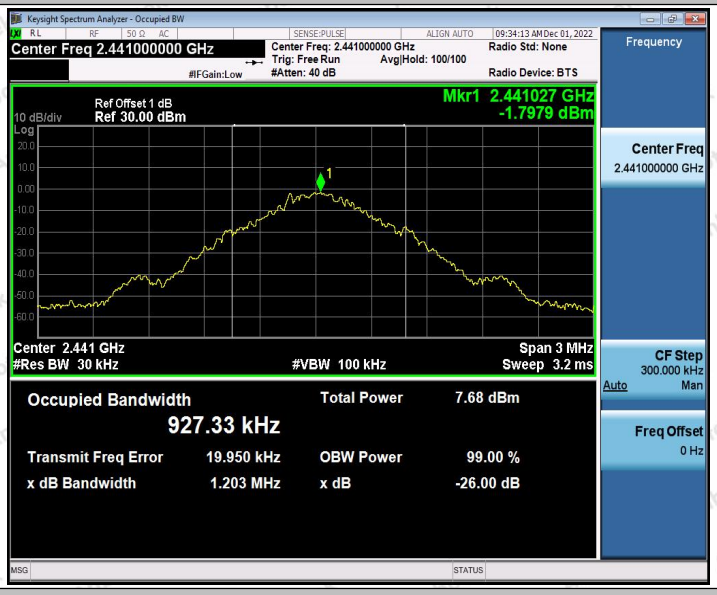

DH5_Ant1_2480

2DH5_Ant1_2402

2DH5_Ant1_2441

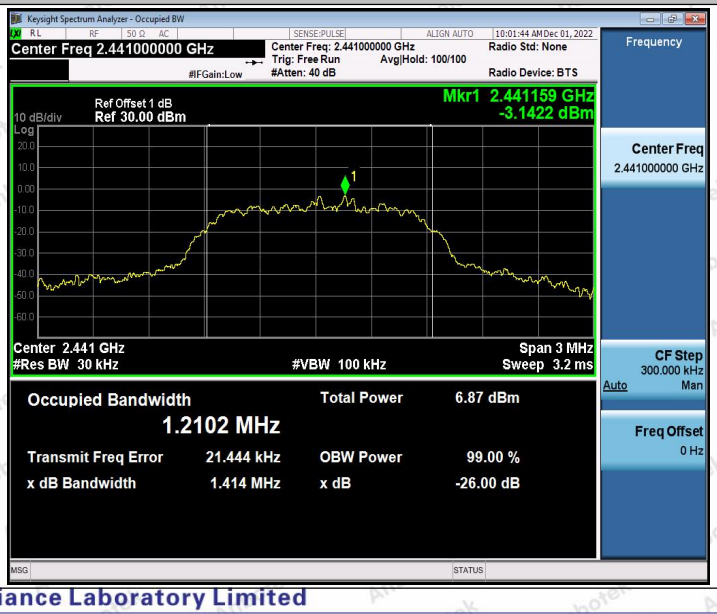

2DH5_Ant1_2480

3DH5_Ant1_2402

3DH5_Ant1_2441

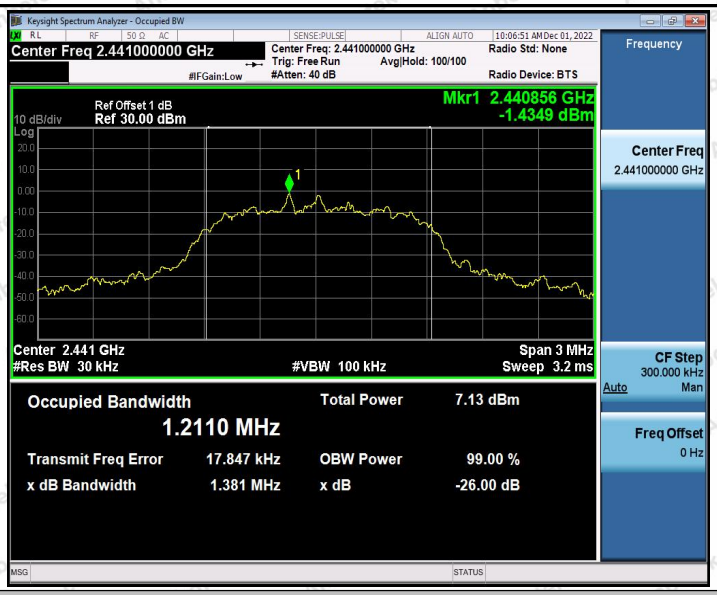

3DH5_Ant1_2480

Appendix C: Maximum conducted output power

Test Result Peak

Test Mode	Antenna	Frequency[MHz]	Conducted Peak Power[dBm]	Conducted Limit[dBm]	Verdict
DH5	Ant1	2402	0.67	≤20.97	PASS
		2441	0.95	≤20.97	PASS
		2480	0.84	≤20.97	PASS
2DH5	Ant1	2402	1.48	≤20.97	PASS
		2441	1.7	≤20.97	PASS
		2480	1.59	≤20.97	PASS
3DH5	Ant1	2402	1.82	≤20.97	PASS
		2441	2.11	≤20.97	PASS
		2480	1.97	≤20.97	PASS

Test Graphs

DH5_Ant1_2402

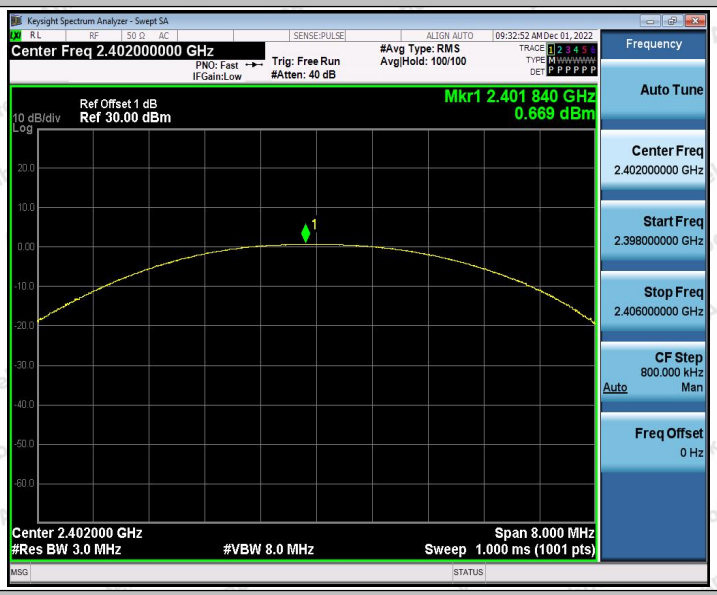

DH5_Ant1_2441

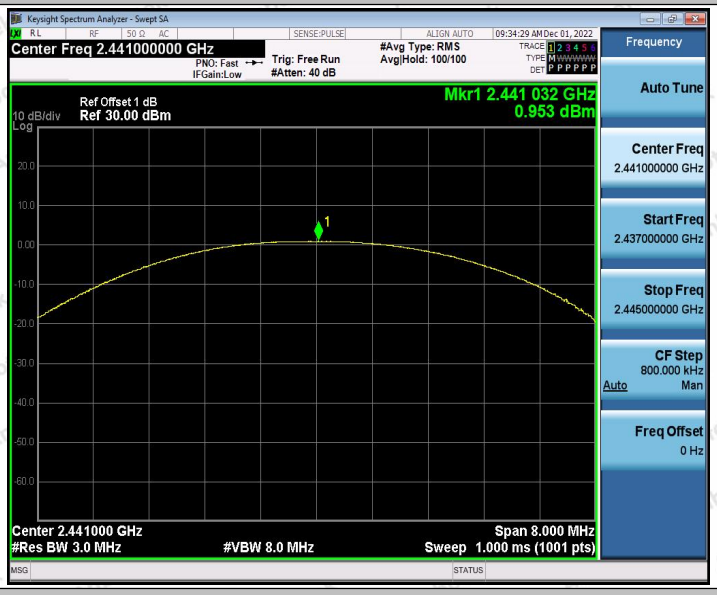

DH5_Ant1_2480

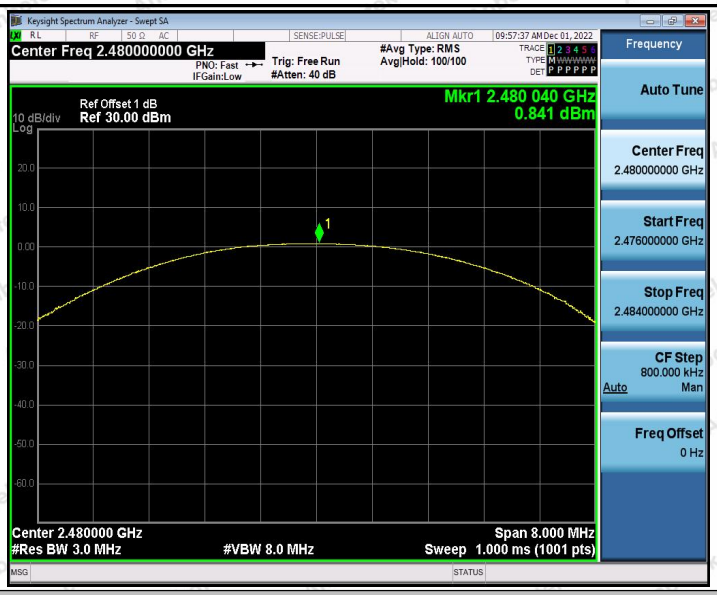

2DH5_Ant1_2402

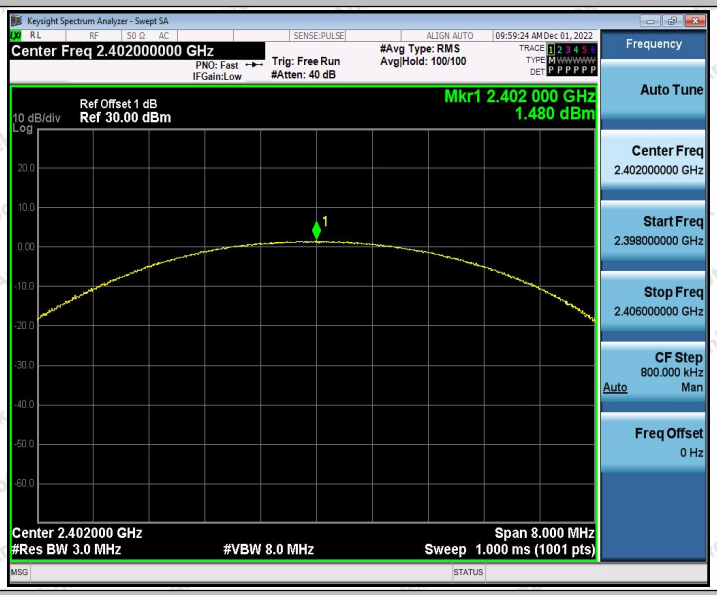

2DH5_Ant1_2441

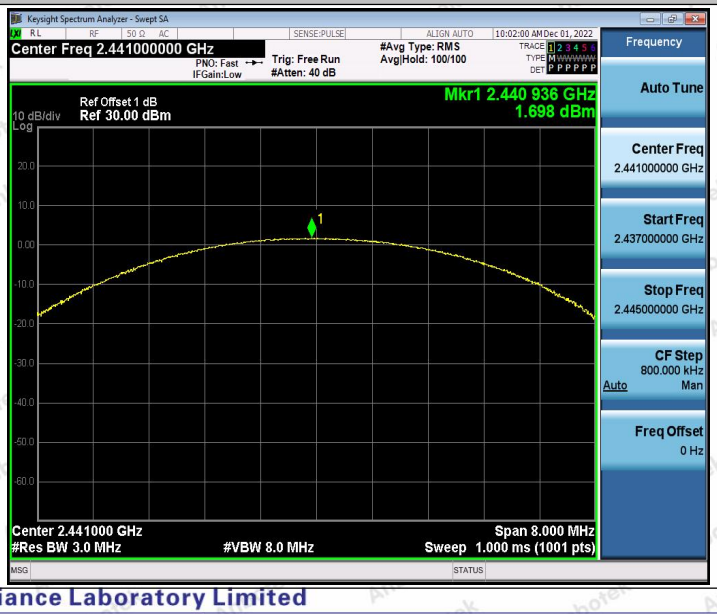

2DH5_Ant1_2480

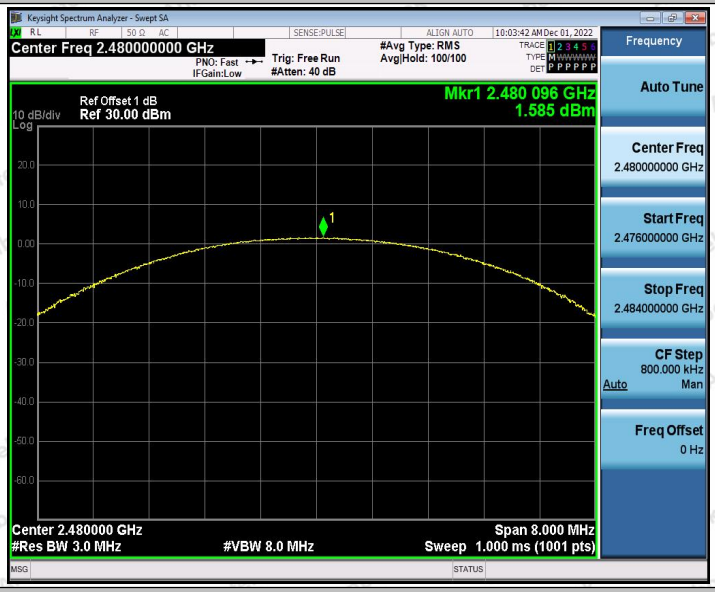

3DH5_Ant1_2402

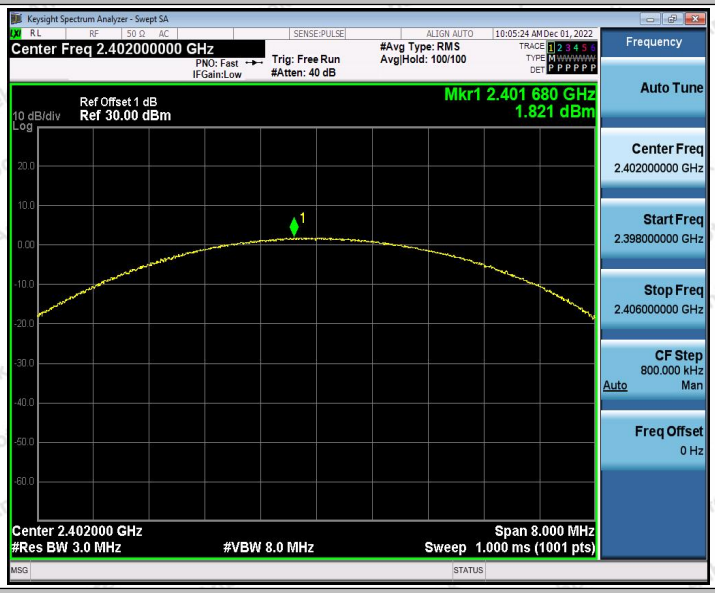

3DH5_Ant1_2441

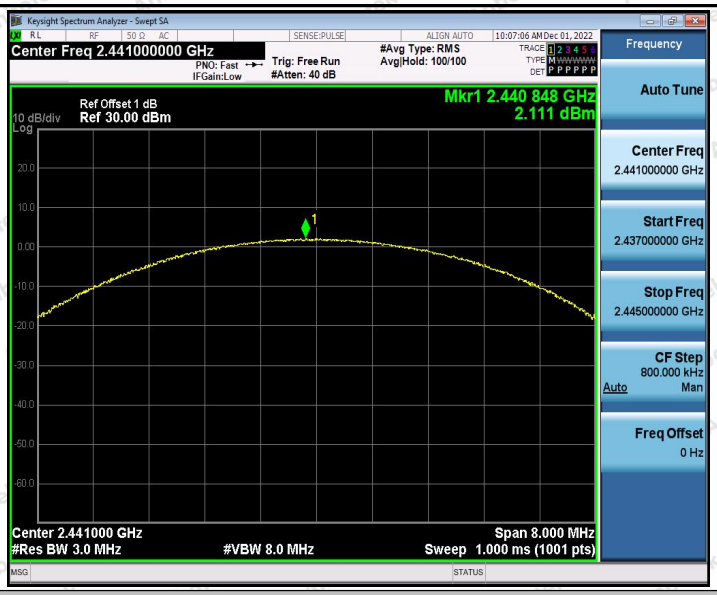

3DH5_Ant1_2480

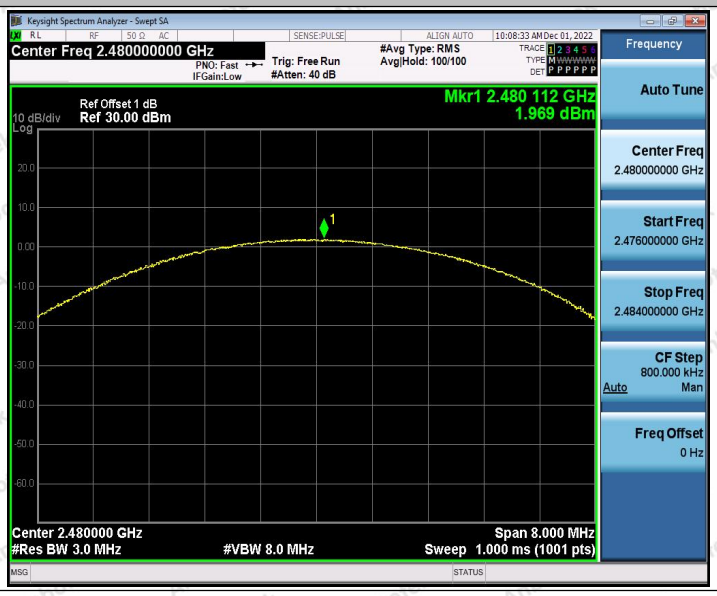

Appendix D: Carrier frequency separation

Test Result

TestMode	Antenna	Frequency[MHz]	Result[MHz]	Limit[MHz]	Verdict
DH5	Ant1	Hop	0.986	≥0.696	PASS
2DH5	Ant1	Hop	1.008	≥0.886	PASS
3DH5	Ant1	Hop	1.024	≥0.872	PASS

Test Graphs

DH5_Ant1_Hop

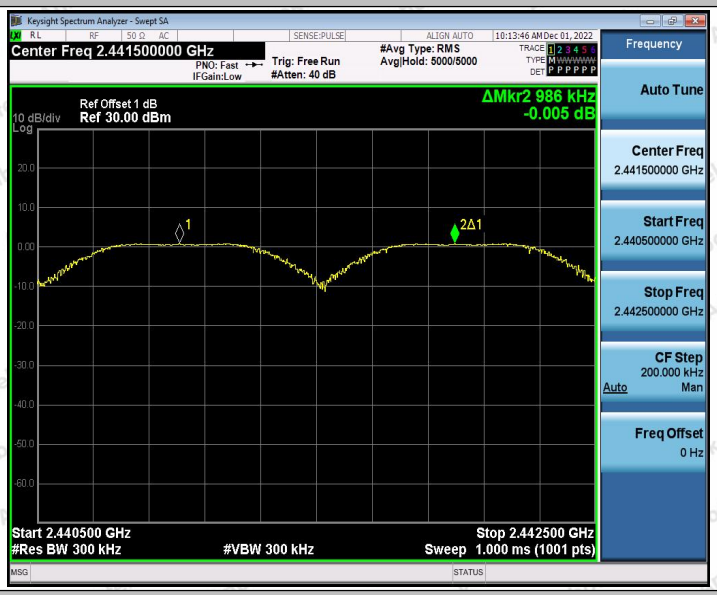

2DH5_Ant1_Hop

3DH5_Ant1_Hop

Keysight Spectrum Analyzer - Swept SA
Center Freq 2.441500000 GHz
PNO: Fast
IFGain:Low
Trig: Free Run
#Atten: 40 dB
#Avg Type: RMS
Avg|Hold: 5000/5000
10:39:44 AM Dec 01, 2022
Ref Offset 1 dB
10 dB/div
Ref 30.00 dBm
Log
ΔMkr2 1.024 MHz
-0.025 dB
Start 2.440500 GHz
#Res BW 300 kHz
#VBW 300 kHz
Stop 2.442500 GHz
Sweep 1.000 ms (1001 pts)
Frequency
Auto Tune
Center Freq
2.441500000 GHz
Start Freq
2.440500000 GHz
Stop Freq
2.442500000 GHz
CF Step
200.000 kHz
Auto
Man
Freq Offset
0 Hz

Appendix E: Time of occupancy

Test Result

TestMode	Antenna	Frequency[MHz]	BurstWidth [ms]	TotalHops [Num]	Result[s]	Limit[s]	Verdict
DH1	Ant1	Hop	0.375	320	0.12	≤0.4	PASS
DH3	Ant1	Hop	1.630	160	0.261	≤0.4	PASS
DH5	Ant1	Hop	2.879	118	0.34	≤0.4	PASS
2DH1	Ant1	Hop	0.385	317	0.122	≤0.4	PASS
2DH3	Ant1	Hop	1.637	161	0.264	≤0.4	PASS
2DH5	Ant1	Hop	2.884	105	0.303	≤0.4	PASS
3DH1	Ant1	Hop	0.386	317	0.122	≤0.4	PASS
3DH3	Ant1	Hop	1.635	156	0.255	≤0.4	PASS
3DH5	Ant1	Hop	2.885	116	0.335	≤0.4	PASS