Test Setup Photographs for the Model No. 3WA9111-0EE62 / PMN: ETU600

1.Radiated Test Setup

1.1.Radiated Test Setup: 9 kHz to 30 MHz @ 3 m



Photo 1 Radiated Test Setup-9 kHz to 30 MHz



Photo 2: Radiated Test Setup-9 kHz to 30 MHz

1.2. Radiated Test Setup: 30 MHz to 1 GHz @ 3 m



Photo 3: Radiated Test Setup-30 MHz to 1GHz



Photo 4: Radiated Test Setup-30 MHz to 1GHz

1.3.Radiated Test Setup: 1 GHz to 18 GHz @ 3 m



Photo 5: Radiated Test Setup-1 GHz to 18 GHz



Photo 6: Radiated Test Setup-1 GHz to 18 GHz

1.4.Radiated Test Setup: 18 GHz to 25 GHz @ 1 m



Photo 7: Radiated Test Setup-18 GHz to 25 GHz



Photo 8: Radiated Test Setup-18 GHz to 25 GHz

2.AC Conducted Emissions



Photo 9: AC Conducted Emissions Test Setup



Photo 10:AC Conducted Emissions Test Setup