2 Colils
Fast Wireless Charger

User Manual

User Manual

Thanks for choosing us!
This is a smart phone wireless charger that allows you enjoy the fun of digital products easily.

Please kindly read the user manual before using and keep it for future reference.

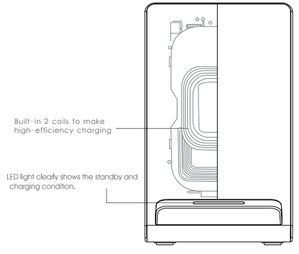

Connect to Power Adapter

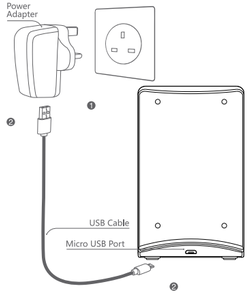

① Connect the power adapter to socket.
② Connect adapter to the USB 2.0 interface, the other Micro USB to charging stand.

Note: Only QC 2.0 standard power adapter support this product's quick charge function. You need to buy power adapter separately.

Charging mode

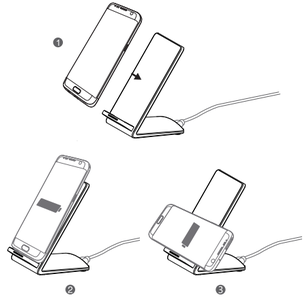

① Blue led keeps 3s and turn off when charger is connect to socket.

② Blue led light on when charger is in charging. Blue light will flash in 1s/time if the device is not properly aligned. When the green indicator light on if your phone is fully charged.

Specification

Input : DC5.0V,2.0A / DC9.0V,1.8A
Frenquency : 110-205KHz Conversion : ≥72%
Size: 120X80X95MM N.W:110g

Notes:

1、Product should not be compressed or dropped. Heavy impact or pressure could be damaging.
2、Do not disassemble or throw into fire or water, to avoid causing a short circuit leakage.
3、Do not put the charger at hot, humid or corrosive places. Avoid circuit damages.
4、Do not place to close to magnetic strip or chip card (ID card, bank cards, etc.) to avoid magnetic failure.
5、Please keep the distance at least 20cm between implantable medical devices (pacemakers, implantable cochlear, etc.) and the wireless charger, to avoid potential interference with the medical device.
6、This product is not a toy and should not be given to children to play with. Avoid unnecessary accidents.

The involved images are sketch maps,the final product as per the material subjects.
Includes: wireless charger, 100cm power cable, user's manual.
* No power adapter, if you need, please purchase separately.

Labelling requirements.

This device complies with part 15 of the FCC Rules.
Operation is subject to the following two conditions:
(1) This device may not cause harmful interference, and
(2) this device must accept any interference received, including interference that may cause undesired operation.

Information to user.

Any Changes or modifications not expressly approved by the party responsible for compliance could void the user's authority to operate the equipment.

Information to the user.

Note: This equipment has been tested and found to comply with the limits for a Class B digital device, pursuant to part 15 of the FCC Rules. These limits are designed to provide reasonable protection against harmful interference in a residential installation. This equipment generates uses and can radiate radio frequency energy and, if not installed and used in accordance with the instructions, may cause harmful interference to radio communications. However, there is no guarantee that interference will not occur in a particular installation. If this equipment does cause harmful interference to radio or television reception, which can be determined by turning the equipment off and on, the user is encouraged to try to correct the interference by one or more of the following measures:

-Reorient or relocate the receiving antenna.

-Increase the separation between the equipment and receiver.

-Connect the equipment into an outlet on a circuit different from that to which the receiver is connected.

-Consult the dealer or an experienced radio/TV technician for help.

* RF warning for Portable device:

The device has been evaluated to meet general RF exposure requirement. The device can be used in portable exposure condition without restriction.