Annex 4: Test setup photographs 23-1-0086302T016a-A4

Number of pages:	4	**Date of Report:**	2025-Feb-14
Testing company:	cetecom advanced GmbH Untertuerkheimer Str. 6-10 66117 Saarbruecken GERMANY	**Applicant:**	indurad GmbH
Product: **Model:**	**2D Scanning Radar** **iSDR-H-G5**		
FCC ID:	**2AJRSISDRG5**		
Testing has been carried out in accordance with:	**FCC Regulations** **Title 47 CFR, Chapter I, Subchapter D, Part 95** **Subpart M** **The 76-81 GHz Band Radar Service** § 95.3367 76-81 GHz Band Radar Service radiated power limits § 95.3379 76-81 GHz Band Radar Service unwanted emissions limits		

The test results relate only to the individual items which have been tested. This report shall not be reproduced in parts without the written approval of the testing laboratory © Copyright: All rights reserved by cetecom advanced GmbH

Test setup photographs



Photograph 1: **EUT test setup in FAC2(>1GHz), EUT elevation 0°_EUT front side_in_respect to measurement**



Photograph 2: **EUT test setup in FAC2(>1GHz), EUT elevation 0°_EUT front side_in_respect to measurement**



Photograph 3: **EUT test setup in SAC(<30MHz), EUT elevation 0°_EUT front side_in_respect to measurement**



Photograph 4: **EUT test setup in SAC(<1GHz), EUT elevation 0°_EUT front side_in_respect to measurement**

End of Annex 4