FCC TEST REPORT

Client Name	:	South Surveying & Mapping Technology Co., Ltd.
Address	:	No.39, Sicheng Road, Tian He District, Guangzhou, China
Product Name	:	GNSS RECEIVER
Date	:	Jun. 29, 2020

Shenzhen Anbotek Compliance Laboratory Limited

Contents

1. General Information....5
1.1. Client Information....5
1.2. Description of Device (EUT)....5
1.3. Auxiliary Equipment Used During Test....7
1.4. Description of Test Modes....7
1.5. Description Of Test Setup....8
1.6. Test Equipment List....10
1.7. Measurement Uncertainty....11
1.8. Description of Test Facility....11
2. Summary of Test....12
2.1. Summary of test result....12
2.2. Test mode....12
3. RF Output Power Test....15
3.1. Test Standard and Limit....15
3.2. Test Setup....15
3.3. Test Procedure....15
3.4. Test Data....15
4. Peak-Average Ratio....42
4.1. Test Standard and Limit....42
4.2. Test Setup....42
4.3. Test Procedure....42
4.4. Test Data....42
5. Modulation Characteristic....105
6. Occupied Bandwidth....106
6.1. Test Standard and Limit....106
6.2. Test Setup....106
6.3. Test Procedure....106
6.4. Test Data....106
7. Spurious Emissions at Antenna Terminals....140
7.1. Test Standard and Limit....140
7.2. Test Setup....140
7.3. Test Procedure....140
7.4. Test Data....140
8. Spurious Radiated Emissions....283
8.1. Test Standard and Limit....283
8.2. Test Setup....283
8.3. Test Procedure....283
8.4. Test Data....283
9. Band Edge Compliance....287

9.1. Test Standard and Limit 287
9.2. Test Setup 287
9.3. Test Procedure 287
9.4. Test Data 287
10. Frequency Stability 322
10.1. Test Standard and Limit 322
10.2. Test Setup 322
10.3. Test Procedure 322
10.4. Test Data 322
APPENDIX I -- TEST SETUP PHOTOGRAPH 329
APPENDIX II -- PHOTOGRAPH 330

TEST REPORT

Applicant	:	South Surveying & Mapping Technology Co., Ltd.
Manufacturer	:	Guangzhou South Satellite Navigation Instrument Co., Ltd.
Product Name	:	GNSS RECEIVER
Model No.	:	K1, K1 PRO, K20s, K20s IMU, K5 UFO, K5 IMU, K6, K6s, C6, R93i, T7, G1, G6, G1 plus, P30, inno7, G7
Trade Mark	:	SOUTH, KOLIDA, SANDING, RUIDE, TIANYU
Rating(s)	:	Input: DC 12V, 3A(via adapter input: 100-240V~50/60Hz, 1.0A; With DC 7.4V, 10000mAh Battery inside)

Test Standard(s)	**:**	**FCC PART 2, FCC Part 22(H) , FCC Part 24(E), FCC Part 27**
Test Method(s)	**:**	**ANSI C63.26-2015，KDB971168 D01 v03**

The device described above is tested by Shenzhen Anbotek Compliance Laboratory Limited to determine the maximum emission levels emanating from the device and the severe levels of the device can endure and its performance criterion. The measurement results are contained in this test report and Shenzhen Anbotek Compliance Laboratory Limited is assumed full of responsibility for the accuracy and completeness of these measurements. Also, this report shows that the EUT (Equipment Under Test) is technically compliant with the FCC Part 22/FCC Part 24/FCC Part 27 requirements.

This report applies to above tested sample only and shall not be reproduced in part without written approval of Shenzhen Anbotek Compliance Laboratory Limited.

Date of Receipt		Apr. 20, 2020
Date of Test :	:	Apr. 20~Jun. 08, 2020
Prepared by :	:	Dolly Mo
		(Engineer / Dolly Mo)
Reviewer :	:	Bibo Zhang
		(Supervisor / Bibo Zhang)
Approved & Authorized Signer :	:	Tom Chen
		(Manager / Tom Chen)

1. General Information

1.1. Client Information

Applicant	:	South Surveying & Mapping Technology Co., Ltd.
Address	:	No.39, Sicheng Road, Tian He District, Guangzhou, China
Manufacturer	:	Guangzhou South Satellite Navigation Instrument Co., Ltd.
Address	:	Area A Layer 6, Area A Layer 5, Area A Layer 4, No.39, Sicheng Road, Tianhe District, Guangzhou
Factory	:	Guangzhou South Satellite Navigation Instrument Co., Ltd.
Address	:	Area A Layer 6, Area A Layer 5, Area A Layer 4, No.39, Sicheng Road, Tianhe District, Guangzhou

1.2. Description of Device (EUT)

Product Name	:	GNSS RECEIVER	
Model No.	:	K1, K1 PRO, K20s, K20s IMU, K5 UFO, K5 IMU, K6, K6s, C6, R93i, T7, G1, G6, G1 plus, P30, inno7, G7 (Note: All samples are the same except the model name, the color and the appearance, so we prepare "K1" for test only.)	
Trade Mark	:	SOUTH, KOLIDA, SANDING, RUIDE, TIANYU	
Test Sample NO.	:	1-2-1(Normal Sample), 1-2-2(Engineering Sample)	
Test Power Supply		AC 120V, 60Hz/ DC 3.8V Battery inside	
Product Description	:	Operation Frequency:	GPRS/EGPRS 850 TX:824.2~848.8 MHz GPRS/EGPRS 1900 TX:1850.2~1909.8 MHz UMTS-FDD Band 5 TX: 826.4 ~ 846.6 MHz UMTS-FDD Band 2 TX:1852.4~1907.6 MHz LTE-FDD Band 5 TX:824.7 ~ 848.3 MHz LTE-FDD Band 7 TX:2502.5 ~ 2567.5 MHz LTE-TDD Band 41 TX:2555 ~ 2655 MHz
		GPRS Class	8/10/12
		Modulation Type:	GSM/GPRS/EGPRS: GMSK, 8PSK WCDMA: BPSK, 16QAM;

			LTE: QPSK, 16QAM
		Antenna Type:	GPRS/EGPRS: Columnar Antenna WCDMA: Columnar Antenna LTE: Internal Antenna
		Antenna Gain(Peak):	GPRS/EGPRS 850 : 2 dBi GPRS/EGPRS 1900 : 2 dBi UMTS-FDD Band 2: 2 dBi UMTS-FDD Band 5: 2 dBi LTE-FDD Band 5: 2 dBi LTE-FDD Band 7: 2 dBi LTE-TDD Band 41: 2 dBi
Remark: 1) For a more detailed features description, please refer to the manufacturer's specifications or the User's Manual. 2) This report is for GSM&WCDMA&LTE module.			

1.3. Auxiliary Equipment Used During Test

Adapter	:	M/N: RJT-AS120300E301 Input: 100-240V~50/60Hz, 1.0A Output: DC 12V, 3000mA

1.4. Description of Test Modes

The following is the description of how the EUT is exercised during testing.

Test	Description Of Operation
Emissions Testing	The EUT was communicating with base station.
Others Testing	The EUT was communicating with base station.

1.5. Description Of Test Setup

1.5.1 Conducted Test Setup

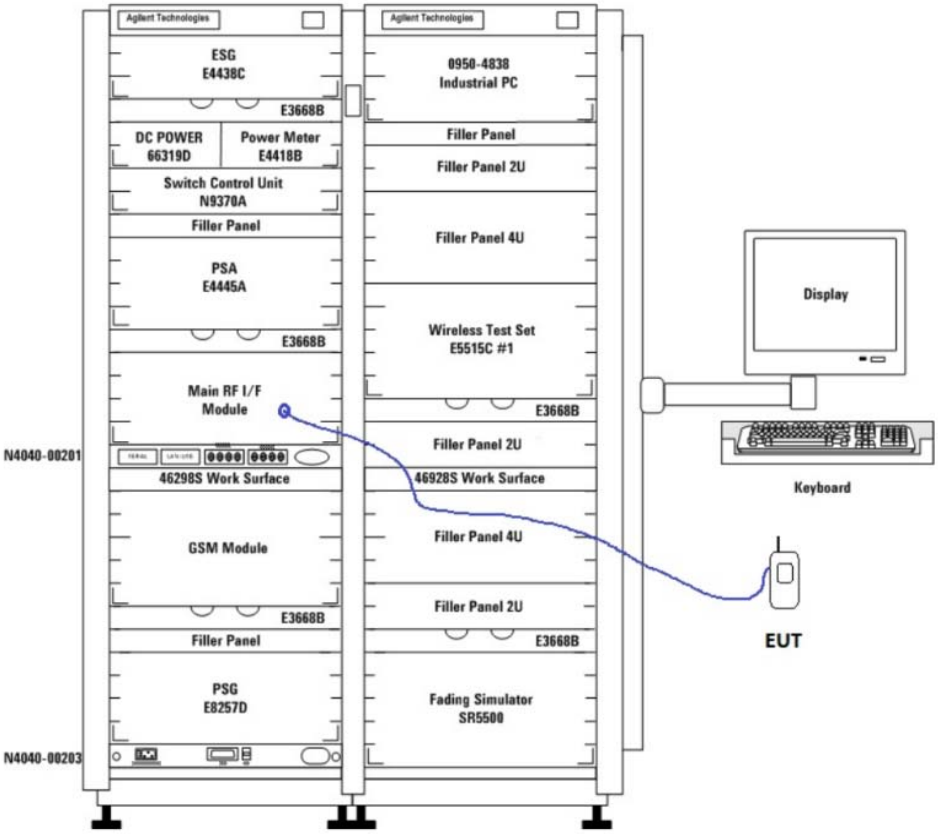

1.5.2 Radiated Test Setup



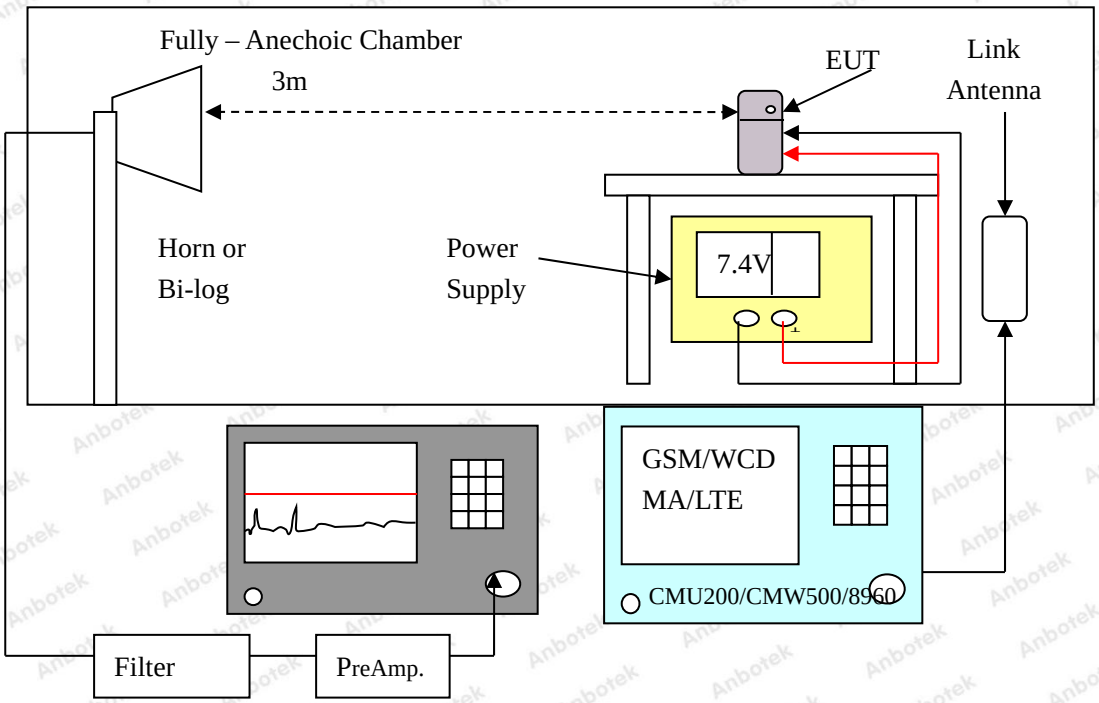

1.6. Test Equipment List

Item	Equipment	Manufacturer	Model No.	Serial No.	Last Cal.	Cal. Interval
1.	Spectrum Analysis	Agilent	E4407B	US39390582	Nov. 04, 2019	1 Year
2.	Preamplifier	SKET Electronic	BK1G18G30D	KD17503	Nov. 04, 2019	1 Year
3.	EMI Test Receiver	Rohde & Schwarz	ESPI3	101604	Nov. 04, 2019	1 Year
4.	Double Ridged Horn Antenna	Instruments corporation	GTH-0118	351600	Nov. 01, 2019	1 Year
5.	Bilog Broadband Antenna	Schwarzbeck	VULB9163	VULB 9163-289	Nov. 01, 2019	1 Year
6.	Bilog Broadband Antenna	SCHWARZBECK	VULB 9163	01109	Nov. 01, 2019	1 Year
7.	Pre-amplifier	SONOMA	310N	186860	Nov. 04, 2019	1 Year
8.	EMI Test Software EZ-EMC	SHURPLE	N/A	N/A	N/A	N/A
9.	MXA Spectrum Analysis	Agilent	N9020A	MY51170037	Nov. 04, 2019	1 Year
10.	MXG RF Vector Signal Generator	Agilent	N5182A	MY48180656	Nov. 04, 2019	1 Year
11.	DC Power Supply	LW	TPR-6420D	374470	Nov. 04, 2019	1 Year
12.	Constant Temperature Humidity Chamber	ZHONGJIAN	ZJ-KHWS80B	N/A	Nov. 04, 2019	1 Year
13.	Universal Radio Communication Tester	Rohde & Schwarz	CMU 200	117888	Nov. 04, 2019	1 Year
14.	Wideband Radio Communication Tester	Rohde & Schwarz	CMW 500	104209	Nov. 04, 2019	1 Year
15.	High-Pass Filter	CDKMV	ZHPF-BM1100-4000-0730	B2015094550	Nov. 04, 2019	1 Year
16.	High-Pass Filter	CDKMV	ZHPF-M3.5-18G-3834	1307006523	Nov. 04, 2019	1 Year
17.	4 Ch. Simultaneous Sampling 14 Bits 2 MS/s	Agilent	U2531A	TW54063507	Nov. 04, 2019	1 Year
18.	4 Ch. Simultaneous Sampling 14 Bits 2 MS/s	Agilent	U2531A	TW54063513	Nov. 04, 2019	1 Year
19.	Horn Antenna	A-INFO	LB-180400-KF	J211060628	Nov. 01, 2019	1 Year

1.7. Measurement Uncertainty

Maximum measurement uncertainty

Parameter	Uncertainty
RF output power, conducted	±1,5 dB
Power Spectral Density, conducted	±3 dB
Unwanted Emissions, conducted	±3 dB
All emissions, radiated	±6 dB
Temperature	±1 ℃
Humidity	±5 %
DC and low frequency voltages	±3 %
Time	±5 %
Confidence interval：95%. Confidence factor:k=2	

1.8. Description of Test Facility

The test facility is recognized, certified, or accredited by the following organizations:

FCC-Registration No.: 184111

Shenzhen Anbotek Compliance Laboratory Limited, EMC Laboratory has been registed and fully described in a report filed with the (FCC) Federal Communications Commission. The acceptance letter from the FCC is maintained in our files. Registration No. 184111, September 27, 2019.

ISED-Registration No.: 8058A

Shenzhen Anbotek Compliance Laboratory Limited, EMC Laboratory has been registered and fully described in a report filed with the (ISED) Innovation, Science and Economic Development Canada. The acceptance letter from the ISED is maintained in our files. Registration 8058A, March 07, 2019.

Test Location

Shenzhen Anbotek Compliance Laboratory Limited.

1/F, Building D, Sogood Science and Technology Park, Sanwei community, Hangcheng Street, Bao'an District, Shenzhen, Guangdong, China.518102

2. Summary of Test

2.1. Summary of test result

FCC Rules	Description of Test	Result
§2.1046; § 22.913(a); § 24.232(c); § 27.50(c.10); § 27.50(d.4)	RF Output Power	Compliance
§ 24.232 (d); § 27.50(d)	Peak-Average Ratio	Compliance
§ 2.1047	Modulation Characteristics	N/A
§ 2.1049; § 22.905; § 22.917; § 24.238; § 27.53(a.5)	99% & -26 dB Occupied Bandwidth	Compliance
§ 2.1051; § 22.917(a); § 24.238(a); § 27.53(h)	Spurious Emissions at Antenna Terminal	Compliance
§ 2.1053; § 22.917(a); § 24.238(a); § 27.53(h)	Field Strength of Spurious Radiation	Compliance
§ 22.917(a); § 24.238(a); § 27.53(h)	Out of band emission, Band Edge	Compliance
§ 2.1055; § 22.355; § 24.235; § 27.5(h); § 27.54	Frequency stability vs. temperature Frequency stability vs. voltage	Compliance

Note: Testing was performed by configuring EUT to maximum output power status, the declared output power class for different

2.2. Test mode

During all testing, EUT is in link mode with base station emulator at maximum power level in each test mode and channel as below:

Temperature range	21-25℃
Humidity range	40-75%
Pressure range	86-106kPa

Mode	Channel	Frequency(MHz)
GSM 850	128	824.2
	190	836.6
	251	848.8
PCS 1900	512	1850.2
	661	1880.0
	810	1909.8
UMTS BAND V	4132	826.4
	4182	836.4
	4233	846.6
UMTS BAND II	9262	1852.4
	9400	1880.0
	9538	1907.6

Support Band	Test Mode BW(MHz)	Channel Frequency	Channel Number
LTE Band 5	1.4	824.7 MHz	20407
		836.5 MHz	20525
		848.3 MHz	20643
	3	825.5 MHz	20415
		836.5 MHz	20525
		847.5 MHz	20635
	5	826.5 MHz	20425
		836.5 MHz	20525
		846.5 MHz	20625
	10	829 MHz	20450
		836.5 MHz	20525
		844 MHz	20600
LTE Band 7	5	2502.5 MHz	20775
		2535 MHz	21100
		2567.5 MHz	21425
	10	2505 MHz	20800
		2535 MHz	21100
		2565 MHz	21400
	15	2507.5 MHz	20825
		2535 MHz	21100
		2562.5 MHz	21375
	20	2510 MHz	20850
		2535 MHz	21100

		2560 MHz	21350
LTE Band 41	5	2557.5	40265
		2600	40690
		2652.5	41215
	10	2560	40290
		2600	40690
		2650	41190
	15	2562.5	40315
		2600	40690
		2647.5	41165
	20	2565	40340
		2600	40690
		2645	41140

3. RF Output Power Test

3.1. Test Standard and Limit

Spec	Item	Requirement
§22.913 (a)	a)	ERP:38.5dBm
§24.232 (c)	b)	EIRP:33dBm
§27.50 (c)	c)	EIRP:30dBm

3.2. Test Setup

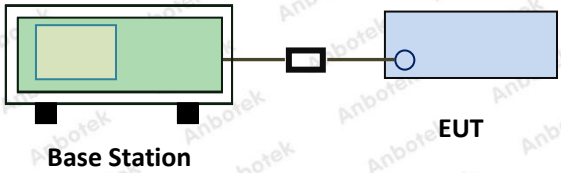

3.3. Test Procedure

For Conducted Power:

The transmitter output port was connected to base station.

Set EUT at maximum power through base station.

Select lowest, middle, and highest channels for each band and different test mode.

For ERP/EIRP:

The transmitter was placed on a wooden turntable, and it was transmitting into a non-radiating load which was also placed on the turntable.

The measurement antenna was placed at a distance of 3 meters from the EUT. During the tests, the antenna height and polarization as well as EUT azimuth were varied in order to identify the maximum level of emissions from the EUT. The test was performed by placing the EUT on 3-orthogonal axis.

The frequency range up to tenth harmonic of the fundamental frequency was investigated.

Remove the EUT and replace it with substitution antenna. A signal generator was connected to the substitution antenna by a non-radiating cable. The absolute levels of the spurious emissions were measured by the substitution.

Spurious emissions in dB = 10 log (TX power in Watts/0.001) – the absolute level

Spurious attenuation limit in dB = 43 + 10 Log10 (power out in Watts.

3.4. Test Data

Please to see the following pages

Conducted Power:

GPRS Mode:

Band	Channel	PCL	Slot	Power(dBm)	Limit(dBm)	Verdict
GPRS850	128	5	1	30.58	38.5	PASS
GPRS850	128	5	2	28.09	38.5	PASS
GPRS850	128	5	3	26.79	38.5	PASS
GPRS850	128	5	4	25.26	38.5	PASS
GPRS850	190	5	1	30.52	38.5	PASS
GPRS850	190	5	2	28.11	38.5	PASS
GPRS850	190	5	3	26.83	38.5	PASS
GPRS850	190	5	4	25.34	38.5	PASS
GPRS850	251	5	1	30.71	38.5	PASS
GPRS850	251	5	2	28.35	38.5	PASS
GPRS850	251	5	3	26.73	38.5	PASS
GPRS850	251	5	4	25.33	38.5	PASS
GPRS1900	512	0	1	28.62	33	PASS
GPRS1900	512	0	2	28.11	33	PASS
GPRS1900	512	0	3	26.14	33	PASS
GPRS1900	512	0	4	25.02	33	PASS
GPRS1900	661	0	1	28.33	33	PASS
GPRS1900	661	0	2	28.51	33	PASS
GPRS1900	661	0	3	26.42	33	PASS
GPRS1900	661	0	4	25.36	33	PASS
GPRS1900	810	0	1	28.75	33	PASS
GPRS1900	810	0	2	28.11	33	PASS
GPRS1900	810	0	3	26.39	33	PASS
GPRS1900	810	0	4	24.74	33	PASS

EGPRS Mode:

Band	Channel	PCL	Slot	Power(dBm)	Limit(dBm)	Verdict
EGPRS850	128	8	1	26.84	38.5	PASS
EGPRS850	128	8	2	26.57	38.5	PASS
EGPRS850	128	8	3	26.01	38.5	PASS
EGPRS850	128	8	4	25.98	38.5	PASS
EGPRS850	190	8	1	26.50	38.5	PASS
EGPRS850	190	8	2	26.27	38.5	PASS
EGPRS850	190	8	3	26.23	38.5	PASS
EGPRS850	190	8	4	25.91	38.5	PASS
EGPRS850	251	8	1	26.59	38.5	PASS

EGPRS850	251	8	2	26.60	38.5	PASS
EGPRS850	251	8	3	26.07	38.5	PASS
EGPRS850	251	8	4	25.64	38.5	PASS
EGPRS1900	512	2	1	28.74	33	PASS
EGPRS1900	512	2	2	28.32	33	PASS
EGPRS1900	512	2	3	28.11	33	PASS
EGPRS1900	512	2	4	28.19	33	PASS
EGPRS1900	661	2	1	28.52	33	PASS
EGPRS1900	661	2	2	28.66	33	PASS
EGPRS1900	661	2	3	28.89	33	PASS
EGPRS1900	661	2	4	28.03	33	PASS
EGPRS1900	810	2	1	27.54	33	PASS
EGPRS1900	810	2	2	27.43	33	PASS
EGPRS1900	810	2	3	27.59	33	PASS
EGPRS1900	810	2	4	27.26	33	PASS

WCDMA Mode:

Band	Channel	Power(dBm)	Limit(dBm)	Verdict
Band II	9262	25.10	33	PASS
Band II	9400	24.87	33	PASS
Band II	9538	24.92	33	PASS
Band V	4132	21.23	38.5	PASS
Band V	4182	20.86	38.5	PASS
Band V	4233	20.67	38.5	PASS

Band	Channel	SubTest	Power(dBm)	Limit(dBm)	Verdict
Band II	9262	HSDPA_Sub1	22.74	33	PASS
Band II	9262	HSDPA_Sub2	20.71	33	PASS
Band II	9262	HSDPA_Sub3	21.66	33	PASS
Band II	9262	HSDPA_Sub4	22.88	33	PASS
Band II	9400	HSDPA_Sub1	22.05	33	PASS
Band II	9400	HSDPA_Sub2	21.44	33	PASS
Band II	9400	HSDPA_Sub3	20.05	33	PASS
Band II	9400	HSDPA_Sub4	20.95	33	PASS
Band II	9538	HSDPA_Sub1	22.73	33	PASS
Band II	9538	HSDPA_Sub2	21.80	33	PASS
Band II	9538	HSDPA_Sub3	20.86	33	PASS

Band II	9538	HSDPA_Sub4	20.71	33	PASS
Band V	4132	HSDPA_Sub1	21.32	38.5	PASS
Band V	4132	HSDPA_Sub2	20.76	38.5	PASS
Band V	4132	HSDPA_Sub3	20.45	38.5	PASS
Band V	4132	HSDPA_Sub4	20.95	38.5	PASS
Band V	4182	HSDPA_Sub1	20.24	38.5	PASS
Band V	4182	HSDPA_Sub2	21.61	38.5	PASS
Band V	4182	HSDPA_Sub3	20.78	38.5	PASS
Band V	4182	HSDPA_Sub4	21.67	38.5	PASS
Band V	4233	HSDPA_Sub1	22.28	38.5	PASS
Band V	4233	HSDPA_Sub2	20.81	38.5	PASS
Band V	4233	HSDPA_Sub3	22.40	38.5	PASS
Band V	4233	HSDPA_Sub4	20.83	38.5	PASS

Band	Channel	SubTest	Power(dBm)	Limit(dBm)	Verdict
Band II	9262	HSUPA_Sub1	20.38	33	PASS
Band II	9262	HSUPA_Sub2	21.64	33	PASS
Band II	9262	HSUPA_Sub3	21.82	33	PASS
Band II	9262	HSUPA_Sub4	21.29	33	PASS
Band II	9262	HSUPA_Sub5	21.20	33	PASS
Band II	9400	HSUPA_Sub1	22.35	33	PASS
Band II	9400	HSUPA_Sub2	21.54	33	PASS
Band II	9400	HSUPA_Sub3	21.22	33	PASS
Band II	9400	HSUPA_Sub4	22.15	33	PASS
Band II	9400	HSUPA_Sub5	21.24	33	PASS
Band II	9538	HSUPA_Sub1	20.70	33	PASS
Band II	9538	HSUPA_Sub2	20.73	33	PASS
Band II	9538	HSUPA_Sub3	20.77	33	PASS
Band II	9538	HSUPA_Sub4	20.93	33	PASS
Band II	9538	HSUPA_Sub5	21.49	33	PASS
Band V	4132	HSUPA_Sub1	21.01	38.5	PASS
Band V	4132	HSUPA_Sub2	20.98	38.5	PASS
Band V	4132	HSUPA_Sub3	20.51	38.5	PASS
Band V	4132	HSUPA_Sub4	21.82	38.5	PASS
Band V	4132	HSUPA_Sub5	20.72	38.5	PASS
Band V	4182	HSUPA_Sub1	21.11	38.5	PASS
Band V	4182	HSUPA_Sub2	21.56	38.5	PASS
Band V	4182	HSUPA_Sub3	21.82	38.5	PASS
Band V	4182	HSUPA_Sub4	21.54	38.5	PASS
Band V	4182	HSUPA_Sub5	20.36	38.5	PASS
Band V	4233	HSUPA_Sub1	22.16	38.5	PASS

Band V	4233	HSUPA_Sub2	20.35	38.5	PASS
Band V	4233	HSUPA_Sub3	20.89	38.5	PASS
Band V	4233	HSUPA_Sub4	20.91	38.5	PASS
Band V	4233	HSUPA_Sub5	22.32	38.5	PASS

LTE Mode:

Band	Bandwidth	Modulation	Channel	RB Configuration	Result(dBm)	Verdict
Band5	1.4MHz	QPSK	20407	1RB#0	23.92	PASS
Band5	1.4MHz	QPSK	20407	1RB#2	23.74	PASS
Band5	1.4MHz	QPSK	20407	1RB#5	23.68	PASS
Band5	1.4MHz	QPSK	20407	3RB#0	23.82	PASS
Band5	1.4MHz	QPSK	20407	3RB#1	23.80	PASS
Band5	1.4MHz	QPSK	20407	3RB#3	23.66	PASS
Band5	1.4MHz	QPSK	20407	6RB#0	22.69	PASS
Band5	1.4MHz	QPSK	20525	1RB#0	23.98	PASS
Band5	1.4MHz	QPSK	20525	1RB#5	23.87	PASS
Band5	1.4MHz	QPSK	20525	1RB#2	24.07	PASS
Band5	1.4MHz	QPSK	20525	3RB#0	23.93	PASS
Band5	1.4MHz	QPSK	20525	3RB#1	23.91	PASS
Band5	1.4MHz	QPSK	20525	3RB#3	23.91	PASS
Band5	1.4MHz	QPSK	20525	6RB#0	22.78	PASS
Band5	1.4MHz	QPSK	20643	1RB#5	23.89	PASS
Band5	1.4MHz	QPSK	20643	1RB#0	23.99	PASS
Band5	1.4MHz	QPSK	20643	1RB#2	24.06	PASS
Band5	1.4MHz	QPSK	20643	3RB#0	24.03	PASS
Band5	1.4MHz	QPSK	20643	3RB#1	24.01	PASS
Band5	1.4MHz	QPSK	20643	3RB#3	24.01	PASS
Band5	1.4MHz	QPSK	20643	6RB#0	22.90	PASS
Band5	1.4MHz	16QAM	20407	1RB#0	22.90	PASS
Band5	1.4MHz	16QAM	20407	1RB#2	22.62	PASS
Band5	1.4MHz	16QAM	20407	1RB#5	22.98	PASS
Band5	1.4MHz	16QAM	20407	3RB#1	22.35	PASS
Band5	1.4MHz	16QAM	20407	3RB#0	22.36	PASS
Band5	1.4MHz	16QAM	20407	3RB#3	22.21	PASS
Band5	1.4MHz	16QAM	20407	6RB#0	21.76	PASS
Band5	1.4MHz	16QAM	20525	1RB#0	22.92	PASS

Band5	1.4MHz	16QAM	20525	1RB#2	23.21	PASS
Band5	1.4MHz	16QAM	20525	1RB#5	22.87	PASS
Band5	1.4MHz	16QAM	20525	3RB#3	22.43	PASS
Band5	1.4MHz	16QAM	20525	3RB#0	22.51	PASS
Band5	1.4MHz	16QAM	20525	3RB#1	22.40	PASS
Band5	1.4MHz	16QAM	20525	6RB#0	22.14	PASS
Band5	1.4MHz	16QAM	20643	1RB#2	22.89	PASS
Band5	1.4MHz	16QAM	20643	1RB#0	22.72	PASS
Band5	1.4MHz	16QAM	20643	1RB#5	22.84	PASS
Band5	1.4MHz	16QAM	20643	3RB#0	22.86	PASS
Band5	1.4MHz	16QAM	20643	3RB#1	22.93	PASS
Band5	1.4MHz	16QAM	20643	3RB#3	22.95	PASS
Band5	1.4MHz	16QAM	20643	6RB#0	22.01	PASS
Band5	3MHz	QPSK	20415	1RB#14	23.72	PASS
Band5	3MHz	QPSK	20415	1RB#0	23.66	PASS
Band5	3MHz	QPSK	20415	1RB#8	23.70	PASS
Band5	3MHz	QPSK	20415	8RB#0	22.83	PASS
Band5	3MHz	QPSK	20415	8RB#4	22.92	PASS
Band5	3MHz	QPSK	20415	8RB#7	22.87	PASS
Band5	3MHz	QPSK	20415	15RB#0	22.85	PASS
Band5	3MHz	QPSK	20525	1RB#14	23.97	PASS
Band5	3MHz	QPSK	20525	1RB#8	24.04	PASS
Band5	3MHz	QPSK	20525	1RB#0	23.88	PASS
Band5	3MHz	QPSK	20525	8RB#4	23.05	PASS
Band5	3MHz	QPSK	20525	8RB#7	23.03	PASS
Band5	3MHz	QPSK	20525	8RB#0	23.04	PASS
Band5	3MHz	QPSK	20525	15RB#0	23.10	PASS
Band5	3MHz	QPSK	20635	1RB#14	24.43	PASS
Band5	3MHz	QPSK	20635	1RB#8	23.92	PASS
Band5	3MHz	QPSK	20635	1RB#0	24.24	PASS
Band5	3MHz	QPSK	20635	8RB#4	23.08	PASS
Band5	3MHz	QPSK	20635	8RB#7	23.09	PASS
Band5	3MHz	QPSK	20635	8RB#0	23.07	PASS
Band5	3MHz	QPSK	20635	15RB#0	23.09	PASS
Band5	3MHz	16QAM	20415	1RB#8	22.67	PASS
Band5	3MHz	16QAM	20415	1RB#14	23.35	PASS

Band5	3MHz	16QAM	20415	1RB#0	22.94	PASS
Band5	3MHz	16QAM	20415	8RB#0	21.98	PASS
Band5	3MHz	16QAM	20415	8RB#4	21.96	PASS
Band5	3MHz	16QAM	20415	8RB#7	22.01	PASS
Band5	3MHz	16QAM	20415	15RB#0	21.89	PASS
Band5	3MHz	16QAM	20525	1RB#14	22.95	PASS
Band5	3MHz	16QAM	20525	1RB#8	23.09	PASS
Band5	3MHz	16QAM	20525	1RB#0	22.99	PASS
Band5	3MHz	16QAM	20525	8RB#0	22.14	PASS
Band5	3MHz	16QAM	20525	8RB#7	22.11	PASS
Band5	3MHz	16QAM	20525	8RB#4	22.22	PASS
Band5	3MHz	16QAM	20525	15RB#0	22.19	PASS
Band5	3MHz	16QAM	20635	1RB#14	23.22	PASS
Band5	3MHz	16QAM	20635	1RB#8	23.11	PASS
Band5	3MHz	16QAM	20635	1RB#0	23.21	PASS
Band5	3MHz	16QAM	20635	8RB#0	22.00	PASS
Band5	3MHz	16QAM	20635	8RB#4	22.12	PASS
Band5	3MHz	16QAM	20635	8RB#7	22.15	PASS
Band5	3MHz	16QAM	20635	15RB#0	22.20	PASS
Band5	5MHz	QPSK	20425	1RB#24	23.72	PASS
Band5	5MHz	QPSK	20425	1RB#0	24.12	PASS
Band5	5MHz	QPSK	20425	1RB#12	23.84	PASS
Band5	5MHz	QPSK	20425	12RB#0	22.82	PASS
Band5	5MHz	QPSK	20425	12RB#6	22.76	PASS
Band5	5MHz	QPSK	20425	12RB#13	22.83	PASS
Band5	5MHz	QPSK	20425	25RB#0	22.79	PASS
Band5	5MHz	QPSK	20525	1RB#0	24.11	PASS
Band5	5MHz	QPSK	20525	1RB#12	23.85	PASS
Band5	5MHz	QPSK	20525	1RB#24	23.89	PASS
Band5	5MHz	QPSK	20525	12RB#0	22.89	PASS
Band5	5MHz	QPSK	20525	12RB#13	23.06	PASS
Band5	5MHz	QPSK	20525	12RB#6	22.91	PASS
Band5	5MHz	QPSK	20525	25RB#0	22.92	PASS
Band5	5MHz	QPSK	20625	1RB#12	24.03	PASS
Band5	5MHz	QPSK	20625	1RB#0	24.04	PASS
Band5	5MHz	QPSK	20625	1RB#24	24.34	PASS

Band5	5MHz	QPSK	20625	12RB#6	23.11	PASS
Band5	5MHz	QPSK	20625	12RB#13	23.06	PASS
Band5	5MHz	QPSK	20625	12RB#0	23.01	PASS
Band5	5MHz	QPSK	20625	25RB#0	23.06	PASS
Band5	5MHz	16QAM	20425	1RB#12	22.44	PASS
Band5	5MHz	16QAM	20425	1RB#24	22.73	PASS
Band5	5MHz	16QAM	20425	1RB#0	22.58	PASS
Band5	5MHz	16QAM	20425	12RB#6	21.58	PASS
Band5	5MHz	16QAM	20425	12RB#0	21.66	PASS
Band5	5MHz	16QAM	20425	12RB#13	21.85	PASS
Band5	5MHz	16QAM	20425	25RB#0	21.92	PASS
Band5	5MHz	16QAM	20525	1RB#12	22.34	PASS
Band5	5MHz	16QAM	20525	1RB#0	22.95	PASS
Band5	5MHz	16QAM	20525	1RB#24	22.58	PASS
Band5	5MHz	16QAM	20525	12RB#13	22.13	PASS
Band5	5MHz	16QAM	20525	12RB#6	21.97	PASS
Band5	5MHz	16QAM	20525	12RB#0	21.97	PASS
Band5	5MHz	16QAM	20525	25RB#0	22.00	PASS
Band5	5MHz	16QAM	20625	1RB#12	23.25	PASS
Band5	5MHz	16QAM	20625	1RB#24	22.95	PASS
Band5	5MHz	16QAM	20625	1RB#0	23.14	PASS
Band5	5MHz	16QAM	20625	12RB#6	22.24	PASS
Band5	5MHz	16QAM	20625	12RB#13	22.30	PASS
Band5	5MHz	16QAM	20625	12RB#0	22.12	PASS
Band5	5MHz	16QAM	20625	25RB#0	22.10	PASS
Band5	10MHz	QPSK	20450	1RB#24	23.82	PASS
Band5	10MHz	QPSK	20450	1RB#0	23.66	PASS
Band5	10MHz	QPSK	20450	1RB#49	23.70	PASS
Band5	10MHz	QPSK	20450	25RB#0	22.92	PASS
Band5	10MHz	QPSK	20450	25RB#25	22.87	PASS
Band5	10MHz	QPSK	20450	25RB#12	22.82	PASS
Band5	10MHz	QPSK	20450	50RB#0	23.02	PASS
Band5	10MHz	QPSK	20525	1RB#0	24.07	PASS
Band5	10MHz	QPSK	20525	1RB#24	23.79	PASS
Band5	10MHz	QPSK	20525	1RB#49	23.77	PASS
Band5	10MHz	QPSK	20525	25RB#0	23.11	PASS

Band5	10MHz	QPSK	20525	25RB#25	23.02	PASS
Band5	10MHz	QPSK	20525	25RB#12	23.00	PASS
Band5	10MHz	QPSK	20525	50RB#0	23.01	PASS
Band5	10MHz	QPSK	20600	1RB#49	24.31	PASS
Band5	10MHz	QPSK	20600	1RB#24	24.26	PASS
Band5	10MHz	QPSK	20600	1RB#0	23.94	PASS
Band5	10MHz	QPSK	20600	25RB#12	23.04	PASS
Band5	10MHz	QPSK	20600	25RB#25	23.18	PASS
Band5	10MHz	QPSK	20600	25RB#0	23.01	PASS
Band5	10MHz	QPSK	20600	50RB#0	23.07	PASS
Band5	10MHz	16QAM	20450	1RB#0	22.74	PASS
Band5	10MHz	16QAM	20450	1RB#49	22.84	PASS
Band5	10MHz	16QAM	20450	1RB#24	23.02	PASS
Band5	10MHz	16QAM	20450	25RB#12	21.77	PASS
Band5	10MHz	16QAM	20450	25RB#25	21.72	PASS
Band5	10MHz	16QAM	20450	25RB#0	21.69	PASS
Band5	10MHz	16QAM	20450	50RB#0	21.99	PASS
Band5	10MHz	16QAM	20525	1RB#49	22.75	PASS
Band5	10MHz	16QAM	20525	1RB#24	22.85	PASS
Band5	10MHz	16QAM	20525	1RB#0	23.02	PASS
Band5	10MHz	16QAM	20525	25RB#12	22.06	PASS
Band5	10MHz	16QAM	20525	25RB#25	22.34	PASS
Band5	10MHz	16QAM	20525	25RB#0	22.17	PASS
Band5	10MHz	16QAM	20525	50RB#0	22.07	PASS
Band5	10MHz	16QAM	20600	1RB#24	23.79	PASS
Band5	10MHz	16QAM	20600	1RB#0	23.41	PASS
Band5	10MHz	16QAM	20600	1RB#49	23.59	PASS
Band5	10MHz	16QAM	20600	25RB#0	22.34	PASS
Band5	10MHz	16QAM	20600	25RB#12	22.33	PASS
Band5	10MHz	16QAM	20600	25RB#25	22.36	PASS
Band5	10MHz	16QAM	20600	50RB#0	22.13	PASS
Band7	5MHz	QPSK	20775	1RB#12	23.39	PASS
Band7	5MHz	QPSK	20775	1RB#24	23.36	PASS
Band7	5MHz	QPSK	20775	1RB#0	23.52	PASS
Band7	5MHz	QPSK	20775	12RB#0	22.63	PASS
Band7	5MHz	QPSK	20775	12RB#6	22.50	PASS

Band7	5MHz	QPSK	20775	12RB#13	22.46	PASS
Band7	5MHz	QPSK	20775	25RB#0	22.52	PASS
Band7	5MHz	QPSK	21100	1RB#0	23.18	PASS
Band7	5MHz	QPSK	21100	1RB#12	23.36	PASS
Band7	5MHz	QPSK	21100	1RB#24	23.11	PASS
Band7	5MHz	QPSK	21100	12RB#0	22.21	PASS
Band7	5MHz	QPSK	21100	12RB#13	22.26	PASS
Band7	5MHz	QPSK	21100	12RB#6	22.23	PASS
Band7	5MHz	QPSK	21100	25RB#0	22.31	PASS
Band7	5MHz	QPSK	21425	1RB#12	23.55	PASS
Band7	5MHz	QPSK	21425	1RB#0	23.27	PASS
Band7	5MHz	QPSK	21425	1RB#24	23.30	PASS
Band7	5MHz	QPSK	21425	12RB#6	22.39	PASS
Band7	5MHz	QPSK	21425	12RB#13	22.32	PASS
Band7	5MHz	QPSK	21425	12RB#0	22.30	PASS
Band7	5MHz	QPSK	21425	25RB#0	22.25	PASS
Band7	5MHz	16QAM	20775	1RB#12	22.01	PASS
Band7	5MHz	16QAM	20775	1RB#24	21.92	PASS
Band7	5MHz	16QAM	20775	1RB#0	22.77	PASS
Band7	5MHz	16QAM	20775	12RB#6	21.55	PASS
Band7	5MHz	16QAM	20775	12RB#0	21.63	PASS
Band7	5MHz	16QAM	20775	12RB#13	21.36	PASS
Band7	5MHz	16QAM	20775	25RB#0	21.52	PASS
Band7	5MHz	16QAM	21100	1RB#12	22.03	PASS
Band7	5MHz	16QAM	21100	1RB#0	22.21	PASS
Band7	5MHz	16QAM	21100	1RB#24	21.93	PASS
Band7	5MHz	16QAM	21100	12RB#13	21.35	PASS
Band7	5MHz	16QAM	21100	12RB#6	21.28	PASS
Band7	5MHz	16QAM	21100	12RB#0	21.05	PASS
Band7	5MHz	16QAM	21100	25RB#0	21.19	PASS
Band7	5MHz	16QAM	21425	1RB#12	22.38	PASS
Band7	5MHz	16QAM	21425	1RB#24	22.40	PASS
Band7	5MHz	16QAM	21425	1RB#0	22.28	PASS
Band7	5MHz	16QAM	21425	12RB#6	21.33	PASS
Band7	5MHz	16QAM	21425	12RB#13	21.11	PASS
Band7	5MHz	16QAM	21425	12RB#0	21.46	PASS

Band7	5MHz	16QAM	21425	25RB#0	21.34	PASS
Band7	10MHz	QPSK	20800	1RB#24	23.27	PASS
Band7	10MHz	QPSK	20800	1RB#0	23.59	PASS
Band7	10MHz	QPSK	20800	1RB#49	23.46	PASS
Band7	10MHz	QPSK	20800	25RB#0	22.46	PASS
Band7	10MHz	QPSK	20800	25RB#25	22.45	PASS
Band7	10MHz	QPSK	20800	25RB#12	22.40	PASS
Band7	10MHz	QPSK	20800	50RB#0	22.43	PASS
Band7	10MHz	QPSK	21100	1RB#0	23.39	PASS
Band7	10MHz	QPSK	21100	1RB#24	23.52	PASS
Band7	10MHz	QPSK	21100	1RB#49	22.98	PASS
Band7	10MHz	QPSK	21100	25RB#0	22.25	PASS
Band7	10MHz	QPSK	21100	25RB#25	22.26	PASS
Band7	10MHz	QPSK	21100	25RB#12	22.23	PASS
Band7	10MHz	QPSK	21100	50RB#0	22.22	PASS
Band7	10MHz	QPSK	21400	1RB#49	23.31	PASS
Band7	10MHz	QPSK	21400	1RB#24	23.15	PASS
Band7	10MHz	QPSK	21400	1RB#0	23.14	PASS
Band7	10MHz	QPSK	21400	25RB#12	22.30	PASS
Band7	10MHz	QPSK	21400	25RB#25	22.38	PASS
Band7	10MHz	QPSK	21400	25RB#0	22.22	PASS
Band7	10MHz	QPSK	21400	50RB#0	22.22	PASS
Band7	10MHz	16QAM	20800	1RB#0	22.56	PASS
Band7	10MHz	16QAM	20800	1RB#49	22.07	PASS
Band7	10MHz	16QAM	20800	1RB#24	22.17	PASS
Band7	10MHz	16QAM	20800	25RB#12	21.53	PASS
Band7	10MHz	16QAM	20800	25RB#25	21.44	PASS
Band7	10MHz	16QAM	20800	25RB#0	21.62	PASS
Band7	10MHz	16QAM	20800	50RB#0	21.43	PASS
Band7	10MHz	16QAM	21100	1RB#49	22.22	PASS
Band7	10MHz	16QAM	21100	1RB#24	22.85	PASS
Band7	10MHz	16QAM	21100	1RB#0	22.38	PASS
Band7	10MHz	16QAM	21100	25RB#12	21.22	PASS
Band7	10MHz	16QAM	21100	25RB#25	21.25	PASS
Band7	10MHz	16QAM	21100	25RB#0	21.23	PASS
Band7	10MHz	16QAM	21100	50RB#0	21.25	PASS

Band7	10MHz	16QAM	21400	1RB#24	22.75	PASS
Band7	10MHz	16QAM	21400	1RB#0	22.07	PASS
Band7	10MHz	16QAM	21400	1RB#49	22.34	PASS
Band7	10MHz	16QAM	21400	25RB#0	21.22	PASS
Band7	10MHz	16QAM	21400	25RB#12	21.23	PASS
Band7	10MHz	16QAM	21400	25RB#25	21.47	PASS
Band7	10MHz	16QAM	21400	50RB#0	21.37	PASS
Band7	15MHz	QPSK	20825	1RB#0	23.39	PASS
Band7	15MHz	QPSK	20825	1RB#74	23.30	PASS
Band7	15MHz	QPSK	20825	1RB#38	23.16	PASS
Band7	15MHz	QPSK	20825	38RB#0	22.70	PASS
Band7	15MHz	QPSK	20825	38RB#18	21.54	PASS
Band7	15MHz	QPSK	20825	38RB#37	21.66	PASS
Band7	15MHz	QPSK	20825	75RB#0	22.43	PASS
Band7	15MHz	QPSK	21100	1RB#74	22.91	PASS
Band7	15MHz	QPSK	21100	1RB#38	23.03	PASS
Band7	15MHz	QPSK	21100	1RB#0	23.40	PASS
Band7	15MHz	QPSK	21100	38RB#18	22.62	PASS
Band7	15MHz	QPSK	21100	38RB#37	22.21	PASS
Band7	15MHz	QPSK	21100	38RB#0	23.20	PASS
Band7	15MHz	QPSK	21100	75RB#0	22.12	PASS
Band7	15MHz	QPSK	21375	1RB#74	23.15	PASS
Band7	15MHz	QPSK	21375	1RB#38	22.97	PASS
Band7	15MHz	QPSK	21375	1RB#0	22.81	PASS
Band7	15MHz	QPSK	21375	38RB#18	22.73	PASS
Band7	15MHz	QPSK	21375	38RB#37	22.28	PASS
Band7	15MHz	QPSK	21375	38RB#0	21.83	PASS
Band7	15MHz	QPSK	21375	75RB#0	22.23	PASS
Band7	15MHz	16QAM	20825	1RB#38	21.58	PASS
Band7	15MHz	16QAM	20825	1RB#74	22.39	PASS
Band7	15MHz	16QAM	20825	1RB#0	22.54	PASS
Band7	15MHz	16QAM	20825	38RB#0	22.72	PASS
Band7	15MHz	16QAM	20825	38RB#18	21.63	PASS
Band7	15MHz	16QAM	20825	38RB#37	21.64	PASS
Band7	15MHz	16QAM	20825	75RB#0	21.44	PASS
Band7	15MHz	16QAM	21100	1RB#74	22.22	PASS

Band7	15MHz	16QAM	21100	1RB#38	22.57	PASS
Band7	15MHz	16QAM	21100	1RB#0	22.46	PASS
Band7	15MHz	16QAM	21100	38RB#0	23.23	PASS
Band7	15MHz	16QAM	21100	38RB#37	22.22	PASS
Band7	15MHz	16QAM	21100	38RB#18	22.56	PASS
Band7	15MHz	16QAM	21100	75RB#0	21.05	PASS
Band7	15MHz	16QAM	21375	1RB#74	22.26	PASS
Band7	15MHz	16QAM	21375	1RB#38	22.67	PASS
Band7	15MHz	16QAM	21375	1RB#0	22.13	PASS
Band7	15MHz	16QAM	21375	38RB#0	22.15	PASS
Band7	15MHz	16QAM	21375	38RB#18	22.70	PASS
Band7	15MHz	16QAM	21375	38RB#37	22.28	PASS
Band7	15MHz	16QAM	21375	75RB#0	21.20	PASS
Band7	20MHz	QPSK	20850	1RB#99	23.56	PASS
Band7	20MHz	QPSK	20850	1RB#0	23.56	PASS
Band7	20MHz	QPSK	20850	1RB#49	23.32	PASS
Band7	20MHz	QPSK	20850	50RB#0	22.46	PASS
Band7	20MHz	QPSK	20850	50RB#25	22.48	PASS
Band7	20MHz	QPSK	20850	50RB#50	22.46	PASS
Band7	20MHz	QPSK	20850	100RB#0	22.49	PASS
Band7	20MHz	QPSK	21100	1RB#0	23.15	PASS
Band7	20MHz	QPSK	21100	1RB#99	22.90	PASS
Band7	20MHz	QPSK	21100	1RB#49	23.32	PASS
Band7	20MHz	QPSK	21100	50RB#50	22.00	PASS
Band7	20MHz	QPSK	21100	50RB#0	22.31	PASS
Band7	20MHz	QPSK	21100	50RB#25	22.30	PASS
Band7	20MHz	QPSK	21100	100RB#0	22.13	PASS
Band7	20MHz	QPSK	21350	1RB#49	23.45	PASS
Band7	20MHz	QPSK	21350	1RB#0	22.85	PASS
Band7	20MHz	QPSK	21350	1RB#99	23.43	PASS
Band7	20MHz	QPSK	21350	50RB#0	22.12	PASS
Band7	20MHz	QPSK	21350	50RB#50	22.21	PASS
Band7	20MHz	QPSK	21350	50RB#25	22.15	PASS
Band7	20MHz	QPSK	21350	100RB#0	22.14	PASS
Band7	20MHz	16QAM	20850	1RB#99	22.42	PASS
Band7	20MHz	16QAM	20850	1RB#0	22.72	PASS

Band7	20MHz	16QAM	20850	1RB#49	22.72	PASS
Band7	20MHz	16QAM	20850	50RB#50	21.47	PASS
Band7	20MHz	16QAM	20850	50RB#25	21.49	PASS
Band7	20MHz	16QAM	20850	50RB#0	21.47	PASS
Band7	20MHz	16QAM	20850	100RB#0	21.54	PASS
Band7	20MHz	16QAM	21100	1RB#99	22.46	PASS
Band7	20MHz	16QAM	21100	1RB#0	22.82	PASS
Band7	20MHz	16QAM	21100	1RB#49	23.05	PASS
Band7	20MHz	16QAM	21100	50RB#50	21.11	PASS
Band7	20MHz	16QAM	21100	50RB#0	21.28	PASS
Band7	20MHz	16QAM	21100	50RB#25	21.17	PASS
Band7	20MHz	16QAM	21100	100RB#0	21.21	PASS
Band7	20MHz	16QAM	21350	1RB#49	22.73	PASS
Band7	20MHz	16QAM	21350	1RB#0	22.13	PASS
Band7	20MHz	16QAM	21350	1RB#99	22.47	PASS
Band7	20MHz	16QAM	21350	50RB#0	21.28	PASS
Band7	20MHz	16QAM	21350	50RB#25	21.29	PASS
Band7	20MHz	16QAM	21350	50RB#50	21.39	PASS
Band7	20MHz	16QAM	21350	100RB#0	21.20	PASS
Band41	5MHz	QPSK	40265	1RB#24	23.32	PASS
Band41	5MHz	QPSK	40265	1RB#12	23.31	PASS
Band41	5MHz	QPSK	40265	1RB#0	23.10	PASS
Band41	5MHz	QPSK	40265	12RB#0	22.02	PASS
Band41	5MHz	QPSK	40265	12RB#6	22.04	PASS
Band41	5MHz	QPSK	40265	12RB#13	22.18	PASS
Band41	5MHz	QPSK	40265	25RB#0	22.17	PASS
Band41	5MHz	QPSK	40690	1RB#0	23.21	PASS
Band41	5MHz	QPSK	40690	1RB#12	23.65	PASS
Band41	5MHz	QPSK	40690	1RB#24	23.52	PASS
Band41	5MHz	QPSK	40690	12RB#0	22.32	PASS
Band41	5MHz	QPSK	40690	12RB#13	22.36	PASS
Band41	5MHz	QPSK	40690	12RB#6	22.35	PASS
Band41	5MHz	QPSK	40690	25RB#0	22.42	PASS
Band41	5MHz	QPSK	41215	1RB#12	22.54	PASS
Band41	5MHz	QPSK	41215	1RB#0	22.68	PASS
Band41	5MHz	QPSK	41215	1RB#24	22.35	PASS

Band41	5MHz	QPSK	41215	12RB#6	21.55	PASS
Band41	5MHz	QPSK	41215	12RB#13	21.39	PASS
Band41	5MHz	QPSK	41215	12RB#0	21.52	PASS
Band41	5MHz	QPSK	41215	25RB#0	21.49	PASS
Band41	5MHz	16QAM	40265	1RB#12	22.36	PASS
Band41	5MHz	16QAM	40265	1RB#24	22.37	PASS
Band41	5MHz	16QAM	40265	1RB#0	22.21	PASS
Band41	5MHz	16QAM	40265	12RB#6	21.07	PASS
Band41	5MHz	16QAM	40265	12RB#0	21.07	PASS
Band41	5MHz	16QAM	40265	12RB#13	21.23	PASS
Band41	5MHz	16QAM	40265	25RB#0	21.11	PASS
Band41	5MHz	16QAM	40690	1RB#12	22.58	PASS
Band41	5MHz	16QAM	40690	1RB#0	22.69	PASS
Band41	5MHz	16QAM	40690	1RB#24	22.54	PASS
Band41	5MHz	16QAM	40690	12RB#13	21.29	PASS
Band41	5MHz	16QAM	40690	12RB#6	21.37	PASS
Band41	5MHz	16QAM	40690	12RB#0	21.23	PASS
Band41	5MHz	16QAM	40690	25RB#0	21.45	PASS
Band41	5MHz	16QAM	41215	1RB#12	21.57	PASS
Band41	5MHz	16QAM	41215	1RB#24	21.36	PASS
Band41	5MHz	16QAM	41215	1RB#0	21.72	PASS
Band41	5MHz	16QAM	41215	12RB#6	20.60	PASS
Band41	5MHz	16QAM	41215	12RB#13	20.43	PASS
Band41	5MHz	16QAM	41215	12RB#0	20.59	PASS
Band41	5MHz	16QAM	41215	25RB#0	20.47	PASS
Band41	10MHz	QPSK	40290	1RB#24	23.29	PASS
Band41	10MHz	QPSK	40290	1RB#0	22.87	PASS
Band41	10MHz	QPSK	40290	1RB#49	23.37	PASS
Band41	10MHz	QPSK	40290	25RB#0	21.99	PASS
Band41	10MHz	QPSK	40290	25RB#25	22.44	PASS
Band41	10MHz	QPSK	40290	25RB#12	22.01	PASS
Band41	10MHz	QPSK	40290	50RB#0	22.27	PASS
Band41	10MHz	QPSK	40690	1RB#0	23.27	PASS
Band41	10MHz	QPSK	40690	1RB#24	23.49	PASS
Band41	10MHz	QPSK	40690	1RB#49	23.25	PASS
Band41	10MHz	QPSK	40690	25RB#0	22.42	PASS

Band41	10MHz	QPSK	40690	25RB#25	22.34	PASS
Band41	10MHz	QPSK	40690	25RB#12	22.46	PASS
Band41	10MHz	QPSK	40690	50RB#0	22.37	PASS
Band41	10MHz	QPSK	41190	1RB#49	22.09	PASS
Band41	10MHz	QPSK	41190	1RB#24	22.64	PASS
Band41	10MHz	QPSK	41190	1RB#0	22.81	PASS
Band41	10MHz	QPSK	41190	25RB#12	21.90	PASS
Band41	10MHz	QPSK	41190	25RB#25	21.46	PASS
Band41	10MHz	QPSK	41190	25RB#0	21.91	PASS
Band41	10MHz	QPSK	41190	50RB#0	21.71	PASS
Band41	10MHz	16QAM	40290	1RB#0	21.91	PASS
Band41	10MHz	16QAM	40290	1RB#49	22.53	PASS
Band41	10MHz	16QAM	40290	1RB#24	22.36	PASS
Band41	10MHz	16QAM	40290	25RB#12	20.92	PASS
Band41	10MHz	16QAM	40290	25RB#25	21.39	PASS
Band41	10MHz	16QAM	40290	25RB#0	20.93	PASS
Band41	10MHz	16QAM	40290	50RB#0	21.22	PASS
Band41	10MHz	16QAM	40690	1RB#49	22.01	PASS
Band41	10MHz	16QAM	40690	1RB#24	22.29	PASS
Band41	10MHz	16QAM	40690	1RB#0	22.21	PASS
Band41	10MHz	16QAM	40690	25RB#12	21.35	PASS
Band41	10MHz	16QAM	40690	25RB#25	21.55	PASS
Band41	10MHz	16QAM	40690	25RB#0	21.54	PASS
Band41	10MHz	16QAM	40690	50RB#0	21.36	PASS
Band41	10MHz	16QAM	41190	1RB#24	21.53	PASS
Band41	10MHz	16QAM	41190	1RB#0	21.72	PASS
Band41	10MHz	16QAM	41190	1RB#49	20.93	PASS
Band41	10MHz	16QAM	41190	25RB#0	21.00	PASS
Band41	10MHz	16QAM	41190	25RB#12	21.00	PASS
Band41	10MHz	16QAM	41190	25RB#25	20.52	PASS
Band41	10MHz	16QAM	41190	50RB#0	20.78	PASS
Band41	15MHz	QPSK	40315	1RB#0	22.95	PASS
Band41	15MHz	QPSK	40315	1RB#74	23.18	PASS
Band41	15MHz	QPSK	40315	1RB#38	23.42	PASS
Band41	15MHz	QPSK	40315	38RB#0	22.03	PASS
Band41	15MHz	QPSK	40315	38RB#18	22.54	PASS

Band41	15MHz	QPSK	40315	38RB#37	22.38	PASS
Band41	15MHz	QPSK	40315	75RB#0	22.31	PASS
Band41	15MHz	QPSK	40690	1RB#74	23.41	PASS
Band41	15MHz	QPSK	40690	1RB#38	23.37	PASS
Band41	15MHz	QPSK	40690	1RB#0	23.27	PASS
Band41	15MHz	QPSK	40690	38RB#18	22.54	PASS
Band41	15MHz	QPSK	40690	38RB#37	22.64	PASS
Band41	15MHz	QPSK	40690	38RB#0	22.68	PASS
Band41	15MHz	QPSK	40690	75RB#0	22.37	PASS
Band41	15MHz	QPSK	41165	1RB#74	22.18	PASS
Band41	15MHz	QPSK	41165	1RB#38	22.81	PASS
Band41	15MHz	QPSK	41165	1RB#0	23.50	PASS
Band41	15MHz	QPSK	41165	38RB#18	21.96	PASS
Band41	15MHz	QPSK	41165	38RB#37	21.28	PASS
Band41	15MHz	QPSK	41165	38RB#0	22.64	PASS
Band41	15MHz	QPSK	41165	75RB#0	21.92	PASS
Band41	15MHz	16QAM	40315	1RB#38	22.45	PASS
Band41	15MHz	16QAM	40315	1RB#74	22.42	PASS
Band41	15MHz	16QAM	40315	1RB#0	22.06	PASS
Band41	15MHz	16QAM	40315	38RB#0	22.02	PASS
Band41	15MHz	16QAM	40315	38RB#18	22.42	PASS
Band41	15MHz	16QAM	40315	38RB#37	22.39	PASS
Band41	15MHz	16QAM	40315	75RB#0	21.44	PASS
Band41	15MHz	16QAM	40690	1RB#74	22.15	PASS
Band41	15MHz	16QAM	40690	1RB#38	22.13	PASS
Band41	15MHz	16QAM	40690	1RB#0	22.13	PASS
Band41	15MHz	16QAM	40690	38RB#0	22.63	PASS
Band41	15MHz	16QAM	40690	38RB#37	22.63	PASS
Band41	15MHz	16QAM	40690	38RB#18	22.54	PASS
Band41	15MHz	16QAM	40690	75RB#0	21.41	PASS
Band41	15MHz	16QAM	41165	1RB#74	21.27	PASS
Band41	15MHz	16QAM	41165	1RB#38	21.97	PASS
Band41	15MHz	16QAM	41165	1RB#0	22.63	PASS
Band41	15MHz	16QAM	41165	38RB#0	22.64	PASS
Band41	15MHz	16QAM	41165	38RB#18	21.97	PASS
Band41	15MHz	16QAM	41165	38RB#37	21.28	PASS

Band41	15MHz	16QAM	41165	75RB#0	20.98	PASS
Band41	20MHz	QPSK	40340	1RB#99	23.77	PASS
Band41	20MHz	QPSK	40340	1RB#0	22.74	PASS
Band41	20MHz	QPSK	40340	1RB#49	23.58	PASS
Band41	20MHz	QPSK	40340	50RB#0	21.88	PASS
Band41	20MHz	QPSK	40340	50RB#25	21.87	PASS
Band41	20MHz	QPSK	40340	50RB#50	22.63	PASS
Band41	20MHz	QPSK	40340	100RB#0	22.22	PASS
Band41	20MHz	QPSK	40690	1RB#0	23.13	PASS
Band41	20MHz	QPSK	40690	1RB#99	23.37	PASS
Band41	20MHz	QPSK	40690	1RB#49	23.38	PASS
Band41	20MHz	QPSK	40690	50RB#50	22.44	PASS
Band41	20MHz	QPSK	40690	50RB#0	22.36	PASS
Band41	20MHz	QPSK	40690	50RB#25	22.34	PASS
Band41	20MHz	QPSK	40690	100RB#0	22.38	PASS
Band41	20MHz	QPSK	41140	1RB#49	23.23	PASS
Band41	20MHz	QPSK	41140	1RB#0	23.77	PASS
Band41	20MHz	QPSK	41140	1RB#99	22.20	PASS
Band41	20MHz	QPSK	41140	50RB#0	22.66	PASS
Band41	20MHz	QPSK	41140	50RB#50	21.74	PASS
Band41	20MHz	QPSK	41140	50RB#25	22.67	PASS
Band41	20MHz	QPSK	41140	100RB#0	22.21	PASS
Band41	20MHz	16QAM	40340	1RB#99	22.93	PASS
Band41	20MHz	16QAM	40340	1RB#0	21.78	PASS
Band41	20MHz	16QAM	40340	1RB#49	22.71	PASS
Band41	20MHz	16QAM	40340	50RB#50	21.29	PASS
Band41	20MHz	16QAM	40340	50RB#25	20.87	PASS
Band41	20MHz	16QAM	40340	50RB#0	20.89	PASS
Band41	20MHz	16QAM	40340	100RB#0	21.21	PASS
Band41	20MHz	16QAM	40690	1RB#99	22.36	PASS
Band41	20MHz	16QAM	40690	1RB#0	21.92	PASS
Band41	20MHz	16QAM	40690	1RB#49	22.58	PASS
Band41	20MHz	16QAM	40690	50RB#50	21.49	PASS
Band41	20MHz	16QAM	40690	50RB#0	21.41	PASS
Band41	20MHz	16QAM	40690	50RB#25	21.43	PASS
Band41	20MHz	16QAM	40690	100RB#0	21.41	PASS

Band41	20MHz	16QAM	41140	1RB#49	22.22	PASS
Band41	20MHz	16QAM	41140	1RB#0	22.75	PASS
Band41	20MHz	16QAM	41140	1RB#99	21.15	PASS
Band41	20MHz	16QAM	41140	50RB#0	21.71	PASS
Band41	20MHz	16QAM	41140	50RB#25	21.71	PASS
Band41	20MHz	16QAM	41140	50RB#50	20.82	PASS
Band41	20MHz	16QAM	41140	100RB#0	21.25	PASS

Radiated Output power:

ERP & EIRP
ERP for Cellular Band (Part 22H)
GPRS Mode

Frequency (MHz)	Substituted level (dBm)	Antenna Polarization	Antenna Gain correction (dBi)	Cable Loss (dB)	Absolute Level (dBm)	Limit (dBm)
824.2	23.43	V	6.8	0.53	29.70	38.45
824.2	23.23	H	6.8	0.53	29.50	38.45
836.6	22.64	V	6.8	0.53	28.91	38.45
836.6	22.36	H	6.8	0.53	28.63	38.45
848.8	22.24	V	6.9	0.53	28.61	38.45
848.8	22.50	H	6.9	0.53	28.87	38.45

EGPRS Mode

Frequency (MHz)	Substituted level (dBm)	Antenna Polarization	Antenna Gain correction (dBi)	Cable Loss (dB)	Absolute Level (dBm)	Limit (dBm)
824.2	23.82	V	6.8	0.53	30.09	38.45
824.2	24.11	H	6.8	0.53	30.38	38.45
836.6	22.73	V	6.8	0.53	29.00	38.45
836.6	22.69	H	6.8	0.53	28.96	38.45
848.8	22.57	V	6.9	0.53	28.94	38.45
848.8	23.04	H	6.9	0.53	29.41	38.45

ERP for UMTS-FDD Band Ⅴ (Part 22H)
WCDMA Mode

Frequency (MHz)	Substituted level (dBm)	Antenna Polarization	Antenna Gain correction (dBi)	Cable Loss (dB)	Absolute Level (dBm)	Limit (dBm)
826.4	13.28	V	6.8	0.53	19.55	38.45
826.4	15.78	H	6.8	0.53	22.05	38.45
836.4	14.95	V	6.8	0.53	21.22	38.45
836.4	13.91	H	6.8	0.53	20.18	38.45
846.6	13.26	V	6.9	0.53	19.63	38.45
846.6	15.21	H	6.9	0.53	21.58	38.45

HSDPA Mode

Frequency (MHz)	Substituted level (dBm)	Antenna Polarization	Antenna Gain correction (dBi)	Cable Loss (dB)	Absolute Level (dBm)	Limit (dBm)
826.4	14.81	V	6.8	0.53	21.08	38.45
826.4	13.76	H	6.8	0.53	20.03	38.45
836.4	14.74	V	6.8	0.53	21.01	38.45
836.4	14.84	H	6.8	0.53	21.11	38.45
846.6	13.66	V	6.9	0.53	20.03	38.45
846.6	14.58	H	6.9	0.53	20.95	38.45

HSUPA Mode

Frequency (MHz)	Substituted level (dBm)	Antenna Polarization	Antenna Gain correction (dBi)	Cable Loss (dB)	Absolute Level (dBm)	Limit (dBm)
826.4	14.31	V	6.8	0.53	20.58	38.45
826.4	14.17	H	6.8	0.53	20.44	38.45
836.4	15.18	V	6.8	0.53	21.45	38.45
836.4	13.52	H	6.8	0.53	19.79	38.45
846.6	14.58	V	6.9	0.53	20.95	38.45
846.6	14.31	H	6.9	0.53	20.68	38.45

EIRP for PCS Band (Part 24E)
GPRS Mode

Frequency (MHz)	Substituted level (dBm)	Antenna Polarization	Antenna Gain correction (dBi)	Cable Loss (dB)	Absolute Level (dBm)	Limit (dBm)
1850.2	20.25	V	7.88	0.85	27.28	33
1850.2	20.64	H	7.88	0.85	27.67	33
1880	20.69	V	7.88	0.85	27.72	33
1880	21.07	H	7.88	0.85	28.10	33
1909.8	20.38	V	7.86	0.85	27.39	33
1909.8	20.14	H	7.86	0.85	27.15	33

EGPRS Mode

Frequency (MHz)	Substituted level (dBm)	Antenna Polarization	Antenna Gain correction (dBi)	Cable Loss (dB)	Absolute Level (dBm)	Limit (dBm)
1850.2	20.08	V	7.88	0.85	27.11	33
1850.2	21.46	H	7.88	0.85	28.49	33
1880	20.05	V	7.88	0.85	27.08	33
1880	20.28	H	7.88	0.85	27.31	33
1909.8	20.69	V	7.86	0.85	27.70	33
1909.8	20.47	H	7.86	0.85	27.48	33

EIRP for UMTS-FDD Band Ⅱ (Part 24E)
WCDMA Mode

Frequency (MHz)	Substituted level (dBm)	Antenna Polarization	Antenna Gain correction (dBi)	Cable Loss (dB)	Absolute Level (dBm)	Limit (dBm)
1852.4	14.05	V	7.88	0.85	21.08	33
1852.4	13.14	H	7.88	0.85	20.17	33
1880	15.15	V	7.88	0.85	22.18	33
1880	14.05	H	7.88	0.85	21.08	33
1907.6	14.13	V	7.86	0.85	21.14	33
1907.6	15.24	H	7.86	0.85	22.25	33

HSDPA Mode

Frequency (MHz)	Substituted level (dBm)	Antenna Polarization	Antenna Gain correction (dBi)	Cable Loss (dB)	Absolute Level (dBm)	Limit (dBm)
1852.4	12.44	V	7.88	0.85	19.47	33
1852.4	13.02	H	7.88	0.85	20.05	33
1880	12.47	V	7.88	0.85	19.50	33
1880	12.97	H	7.88	0.85	20.00	33
1907.6	13.33	V	7.86	0.85	20.34	33
1907.6	12.51	H	7.86	0.85	19.52	33

HSUPA Mode

Frequency (MHz)	Substituted level (dBm)	Antenna Polarization	Antenna Gain correction (dBi)	Cable Loss (dB)	Absolute Level (dBm)	Limit (dBm)
1852.4	13.08	V	7.88	0.85	20.11	33
1852.4	12.13	H	7.88	0.85	19.16	33
1880	12.52	V	7.88	0.85	19.55	33
1880	11.64	H	7.88	0.85	18.67	33
1907.6	11.60	V	7.86	0.85	18.61	33
1907.6	13.32	H	7.86	0.85	20.33	33

EIRP for LTE Band 5 (Part 22H)

Frequency (MHz)	BW (MHz)	Modulation	RB Size/Offset	Substituted level (dBm)	Antenna Polarization	Antenna Gain correction (dBi)	Cable Loss (dB)	Absolute Level (dBm)	Limit (dBm)
824.7	1.4	QPSK	1/0	10.15	V	6.8	0.53	16.42	38.45
836.5	1.4	QPSK	1/0	10.00	V	6.8	0.53	16.27	38.45
848.3	1.4	QPSK	1/0	9.75	V	6.9	0.53	16.12	38.45
824.7	1.4	QPSK	1/0	10.32	H	6.8	0.53	16.59	38.45
836.5	1.4	QPSK	1/0	10.05	H	6.8	0.53	16.32	38.45
848.3	1.4	QPSK	1/0	10.28	H	6.9	0.53	16.65	38.45
824.7	1.4	16-QAM	1/0	9.73	V	6.8	0.53	16.00	38.45
836.5	1.4	16-QAM	1/0	10.14	V	6.8	0.53	16.41	38.45
848.3	1.4	16-QAM	1/0	9.63	V	6.9	0.53	16.00	38.45
824.7	1.4	16-QAM	1/0	9.92	H	6.8	0.53	16.19	38.45
836.5	1.4	16-QAM	1/0	9.92	H	6.8	0.53	16.19	38.45
848.3	1.4	16-QAM	1/0	9.02	H	6.9	0.53	15.39	38.45
825.5	3	QPSK	1/0	9.80	V	6.8	0.53	16.07	38.45
836.5	3	QPSK	1/0	10.19	V	6.8	0.53	16.46	38.45
847.5	3	QPSK	1/0	9.46	V	6.9	0.53	15.83	38.45
825.5	3	QPSK	1/0	10.27	H	6.8	0.53	16.54	38.45
836.5	3	QPSK	1/0	11.12	H	6.8	0.53	17.39	38.45
847.5	3	QPSK	1/0	9.43	H	6.9	0.53	15.80	38.45
825.5	3	16-QAM	1/0	10.63	V	6.8	0.53	16.90	38.45
836.5	3	16-QAM	1/0	10.53	V	6.8	0.53	16.80	38.45
847.5	3	16-QAM	1/0	9.65	V	6.9	0.53	16.02	38.45
825.5	3	16-QAM	1/0	9.80	H	6.8	0.53	16.07	38.45

836.5	3	16-QAM	1/0	9.86	H	6.8	0.53	16.13	38.45
847.5	3	16-QAM	1/0	10.91	H	6.9	0.53	17.28	38.45
826.5	5	QPSK	1/24	10.45	V	6.8	0.53	16.72	38.45
836.5	5	QPSK	1/0	9.96	V	6.8	0.53	16.23	38.45
846.5	5	QPSK	1/24	9.71	V	6.9	0.53	16.08	38.45
826.5	5	QPSK	1/24	10.04	H	6.8	0.53	16.31	38.45
836.5	5	QPSK	1/0	10.94	H	6.8	0.53	17.21	38.45
846.5	5	QPSK	1/24	10.40	H	6.9	0.53	16.77	38.45
826.5	5	16-QAM	1/24	9.88	V	6.8	0.53	16.15	38.45
836.5	5	16-QAM	1/0	10.24	V	6.8	0.53	16.51	38.45
846.5	5	16-QAM	1/24	10.13	V	6.9	0.53	16.50	38.45
826.5	5	16-QAM	1/24	10.08	H	6.8	0.53	16.35	38.45
836.5	5	16-QAM	1/0	10.34	H	6.8	0.53	16.61	38.45
846.5	5	16-QAM	1/24	10.63	H	6.9	0.53	17.00	38.45
829	10	QPSK	1/0	10.15	V	6.8	0.53	16.42	38.45
836.5	10	QPSK	1/0	9.97	V	6.8	0.53	16.24	38.45
844	10	QPSK	1/49	9.50	V	6.9	0.53	15.87	38.45
829	10	QPSK	1/0	9.56	H	6.8	0.53	15.83	38.45
836.5	10	QPSK	1/0	10.07	H	6.8	0.53	16.34	38.45
844	10	QPSK	1/49	10.11	H	6.9	0.53	16.48	38.45
829	10	16-QAM	1/0	10.10	V	6.8	0.53	16.37	38.45
836.5	10	16-QAM	1/0	9.66	V	6.8	0.53	15.93	38.45
844	10	16-QAM	1/49	10.13	V	6.9	0.53	16.50	38.45
824.7	10	16-QAM	1/0	10.36	H	6.8	0.53	16.63	38.45
836.5	10	16-QAM	1/0	9.71	H	6.8	0.53	15.98	38.45
848.3	10	16-QAM	1/49	9.94	H	6.9	0.53	16.31	38.45

EIRP for LTE Band 7 (Part 24E)

Frequency (MHz)	BW (MHz)	Modulation	RB Size/Offset	Substituted level (dBm)	Antenna Polarization	Antenna Gain correction (dBi)	Cable Loss (dB)	Absolute Level (dBm)	Limit (dBm)
2502.5	5	QPSK	1/24	10.02	V	6.8	0.42	16.40	33
2535	5	QPSK	1/0	10.08	V	6.8	0.42	16.46	33
2567.5	5	QPSK	1/24	9.74	V	6.8	0.42	16.12	33
2502.5	5	QPSK	1/24	10.33	H	6.8	0.42	16.71	33
2535	5	QPSK	1/0	10.55	H	6.8	0.42	16.93	33
2567.5	5	QPSK	1/24	10.37	H	6.8	0.42	16.75	33
2502.5	5	16-QAM	1/24	9.73	V	6.8	0.42	16.11	33
2535	5	16-QAM	1/0	10.07	V	6.8	0.42	16.45	33

2567.5	5	16-QAM	1/24	9.70	V	6.8	0.42	16.08	33
2502.5	5	16-QAM	1/24	9.97	H	6.8	0.42	16.35	33
2535	5	16-QAM	1/0	10.18	H	6.8	0.42	16.56	33
2567.5	5	16-QAM	1/24	9.06	H	6.8	0.42	15.44	33
2505	10	QPSK	1/0	9.95	V	6.8	0.42	16.33	33
2535	10	QPSK	1/0	10.46	V	6.8	0.42	16.84	33
2565	10	QPSK	1/49	9.75	V	6.8	0.42	16.13	33
2505	10	QPSK	1/0	10.06	H	6.8	0.42	16.44	33
2535	10	QPSK	1/0	10.93	H	6.8	0.42	17.31	33
2565	10	QPSK	1/49	9.46	H	6.8	0.42	15.84	33
2505	10	16-QAM	1/0	10.39	V	6.8	0.42	16.77	33
2535	10	16-QAM	1/0	10.90	V	6.8	0.42	17.28	33
2565	10	16-QAM	1/49	9.15	V	6.8	0.42	15.53	33
2505	10	16-QAM	1/0	10.00	H	6.8	0.42	16.38	33
2535	10	16-QAM	1/0	9.02	H	6.8	0.42	15.40	33
2565	10	16-QAM	1/49	10.76	H	6.8	0.42	17.14	33
2507.5	15	QPSK	1/0	10.56	V	6.8	0.42	16.94	33
2535	15	QPSK	1/0	10.04	V	6.8	0.42	16.42	33
2562.5	15	QPSK	1/0	10.08	V	6.8	0.42	16.46	33
2507.5	15	QPSK	1/0	10.52	H	6.8	0.42	16.90	33
2535	15	QPSK	1/0	10.46	H	6.8	0.42	16.84	33
2562.5	15	QPSK	1/0	10.41	H	6.8	0.42	16.79	33
2507.5	15	16-QAM	1/0	9.87	V	6.8	0.42	16.25	33
2535	15	16-QAM	1/0	10.24	V	6.8	0.42	16.62	33
2562.5	15	16-QAM	1/0	10.70	V	6.8	0.42	17.08	33
2507.5	15	16-QAM	1/0	10.19	H	6.8	0.42	16.57	33
2535	15	16-QAM	1/0	10.07	H	6.8	0.42	16.45	33
2562.5	15	16-QAM	1/0	9.87	H	6.8	0.42	16.25	33
2510	20	QPSK	1/0	9.65	V	6.8	0.42	16.03	33
2535	20	QPSK	1/0	9.45	V	6.8	0.42	15.83	33
2560	20	QPSK	1/0	9.31	V	6.8	0.42	15.69	33
2510	20	QPSK	1/0	9.26	H	6.8	0.42	15.64	33
2535	20	QPSK	1/0	10.58	H	6.8	0.42	16.96	33
2560	20	QPSK	1/0	9.95	H	6.8	0.42	16.33	33
2510	20	16-QAM	1/0	9.57	V	6.8	0.42	15.95	33
2535	20	16-QAM	1/0	10.60	V	6.8	0.42	16.98	33
2560	20	16-QAM	1/0	9.80	V	6.8	0.42	16.18	33
2510	20	16-QAM	1/0	11.08	H	6.8	0.42	17.46	33
2535	20	16-QAM	1/0	9.85	H	6.8	0.42	16.23	33
2560	20	16-QAM	1/0	9.63	H	6.8	0.42	16.01	33

EIRP for LTE Band 41 (Part 27)

Frequency (MHz)	BW (MHz)	Modulation	RB Size/Offset	Substituted level (dBm)	Antenna Polarization	Antenna Gain correction (dBi)	Cable Loss (dB)	Absolute Level (dBm)	Limit (dBm)
2557.5	5	QPSK	1/24	10.02	V	6.8	0.42	16.40	33
2600	5	QPSK	1/0	9.46	V	6.8	0.42	15.84	33
2652.5	5	QPSK	1/24	9.75	V	6.8	0.42	16.13	33
2557.5	5	QPSK	1/24	10.78	H	6.8	0.42	17.16	33
2600	5	QPSK	1/0	10.30	H	6.8	0.42	16.68	33
2652.5	5	QPSK	1/24	10.58	H	6.8	0.42	16.96	33
2557.5	5	16-QAM	1/24	9.99	V	6.8	0.42	16.37	33
2600	5	16-QAM	1/0	9.80	V	6.8	0.42	16.18	33
2652.5	5	16-QAM	1/24	10.78	V	6.8	0.42	17.16	33
2557.5	5	16-QAM	1/24	10.40	H	6.8	0.42	16.78	33
2600	5	16-QAM	1/0	10.69	H	6.8	0.42	17.07	33
2652.5	5	16-QAM	1/24	9.84	H	6.8	0.42	16.22	33
2560	10	QPSK	1/0	9.56	V	6.8	0.42	15.94	33
2600	10	QPSK	1/0	10.32	V	6.8	0.42	16.70	33
2650	10	QPSK	1/49	9.97	V	6.8	0.42	16.35	33
2560	10	QPSK	1/0	10.12	H	6.8	0.42	16.50	33
2600	10	QPSK	1/0	9.99	H	6.8	0.42	16.37	33
2650	10	QPSK	1/49	9.90	H	6.8	0.42	16.28	33
2560	10	16-QAM	1/0	10.53	V	6.8	0.42	16.91	33
2600	10	16-QAM	1/0	10.27	V	6.8	0.42	16.65	33
2650	10	16-QAM	1/49	9.60	V	6.8	0.42	15.98	33
2560	10	16-QAM	1/0	10.90	H	6.8	0.42	17.28	33
2600	10	16-QAM	1/0	9.53	H	6.8	0.42	15.91	33
2650	10	16-QAM	1/49	10.05	H	6.8	0.42	16.43	33
2562.5	15	QPSK	1/0	10.02	V	6.8	0.42	16.40	33
2600	15	QPSK	1/0	9.46	V	6.8	0.42	15.84	33
2647.5	15	QPSK	1/0	9.75	V	6.8	0.42	16.13	33
2562.5	15	QPSK	1/0	10.78	H	6.8	0.42	17.16	33
2600	15	QPSK	1/0	10.30	H	6.8	0.42	16.68	33
2647.5	15	QPSK	1/0	10.58	H	6.8	0.42	16.96	33
2562.5	15	16-QAM	1/0	9.99	V	6.8	0.42	16.37	33
2600	15	16-QAM	1/0	9.80	V	6.8	0.42	16.18	33
2647.5	15	16-QAM	1/0	10.78	V	6.8	0.42	17.16	33
2562.5	15	16-QAM	1/0	10.40	H	6.8	0.42	16.78	33
2600	15	16-QAM	1/0	10.69	H	6.8	0.42	17.07	33

2647.5	15	16-QAM	1/0	9.84	H	6.8	0.42	16.22	33
2565	20	QPSK	1/0	9.56	V	6.8	0.42	15.94	33
2600	20	QPSK	1/0	10.32	V	6.8	0.42	16.70	33
2645	20	QPSK	1/0	9.97	V	6.8	0.42	16.35	33
2565	20	QPSK	1/0	10.12	H	6.8	0.42	16.50	33
2600	20	QPSK	1/0	9.99	H	6.8	0.42	16.37	33
2645	20	QPSK	1/0	9.90	H	6.8	0.42	16.28	33
2565	20	16-QAM	1/0	10.53	V	6.8	0.42	16.91	33
2600	20	16-QAM	1/0	10.27	V	6.8	0.42	16.65	33
2645	20	16-QAM	1/0	9.60	V	6.8	0.42	15.98	33
2565	20	16-QAM	1/0	10.90	H	6.8	0.42	17.28	33
2600	20	16-QAM	1/0	9.53	H	6.8	0.42	15.91	33
2645	20	16-QAM	1/0	10.05	H	6.8	0.42	16.43	33

Note：

Absolute level=Substituted Level-Cable loss+Antenna Gain

Margin=Limit -Absolute Level

4. Peak-Average Ratio

4.1. Test Standard and Limit

In measuring transmissions in this band using an average power technique, the peak-to-average ratio (PAR) of the transmission may not exceed 13 dB.

4.2. Test Setup

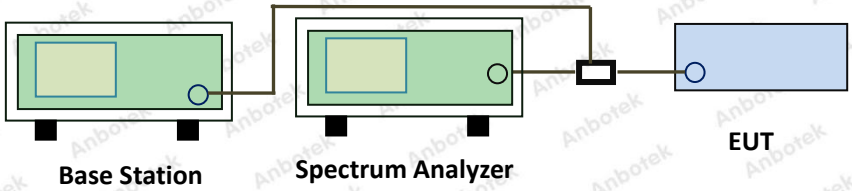

4.3. Test Procedure

According with KDB 971168

1. The signal analyzer's CCDF measurement profile is enabled
2. Frequency = carrier center frequency
3. Measurement BW > Emission bandwidth of signal
4. The signal analyzer was set to collect one million samples to generate the CCDF curve
5. The measurement interval was set depending on the type of signal analyzed. For continuous signals (>98% duty cycle), the measurement interval was set to 1ms. For burst transmissions, the spectrum analyzer is set to use an internal "RF Burst" trigger that is synced with an incoming pulse and the measurement interval is set to less than the duration of the "on time" of one burst to ensure that energy is only captured during a time in which the transmitter is operating at maximum power

4.4. Test Data

GSM Mode:

Band	Channel	Peak-to-Average Ratio(dB)	Limit(dBm)	Verdict
GSM850	128	2.74	13	PASS
GSM850	190	2.75	13	PASS
GSM850	251	2.73	13	PASS
GPRS850	128	2.75	13	PASS
GPRS850	190	2.75	13	PASS
GPRS850	251	2.72	13	PASS
GSM1900	512	2.77	13	PASS
GSM1900	661	2.75	13	PASS
GSM1900	810	2.76	13	PASS
GPRS1900	512	2.77	13	PASS
GPRS1900	661	2.76	13	PASS
GPRS1900	810	2.76	13	PASS

WCDMA Mode:

Band	Channel	Peak-to-Average Ratio(dB)	Limit(dBm)	Verdict
Band II	9262	3.03	13	PASS
Band II	9400	2.99	13	PASS
Band II	9538	2.73	13	PASS
Band V	4132	2.97	13	PASS
Band V	4182	3.13	13	PASS
Band V	4233	3.09	13	PASS

LTE Mode:

Band	Bandwidth	Modulation	Channel	RB Configuration	Result(dB)	Limit(dB)	Verdict
Band5	1.4MHz	QPSK	20407	1RB#0	4.42	13	PASS
Band5	1.4MHz	QPSK	20407	6RB#0	4.91	13	PASS
Band5	1.4MHz	QPSK	20525	1RB#0	4.48	13	PASS
Band5	1.4MHz	QPSK	20525	6RB#0	4.94	13	PASS
Band5	1.4MHz	QPSK	20643	1RB#0	4.43	13	PASS
Band5	1.4MHz	QPSK	20643	6RB#0	4.94	13	PASS
Band5	1.4MHz	16QAM	20407	1RB#0	5.49	13	PASS
Band5	1.4MHz	16QAM	20407	6RB#0	5.87	13	PASS
Band5	1.4MHz	16QAM	20525	1RB#0	5.33	13	PASS
Band5	1.4MHz	16QAM	20525	6RB#0	5.94	13	PASS
Band5	1.4MHz	16QAM	20643	1RB#0	5.37	13	PASS
Band5	1.4MHz	16QAM	20643	6RB#0	5.81	13	PASS

Band5	3MHz	QPSK	20415	1RB#0	4.37	13	PASS
Band5	3MHz	QPSK	20415	15RB#0	5.05	13	PASS
Band5	3MHz	QPSK	20525	1RB#0	4.39	13	PASS
Band5	3MHz	QPSK	20525	15RB#0	5.01	13	PASS
Band5	3MHz	QPSK	20635	1RB#0	4.37	13	PASS
Band5	3MHz	QPSK	20635	15RB#0	5.05	13	PASS
Band5	3MHz	16QAM	20415	1RB#0	5.36	13	PASS
Band5	3MHz	16QAM	20415	15RB#0	5.92	13	PASS
Band5	3MHz	16QAM	20525	1RB#0	5.32	13	PASS
Band5	3MHz	16QAM	20525	15RB#0	5.91	13	PASS
Band5	3MHz	16QAM	20635	1RB#0	5.35	13	PASS
Band5	3MHz	16QAM	20635	15RB#0	5.94	13	PASS
Band5	5MHz	QPSK	20425	1RB#0	4.65	13	PASS
Band5	5MHz	QPSK	20425	25RB#0	4.73	13	PASS
Band5	5MHz	QPSK	20525	1RB#0	4.32	13	PASS
Band5	5MHz	QPSK	20525	25RB#0	5.14	13	PASS
Band5	5MHz	QPSK	20625	1RB#0	4.44	13	PASS
Band5	5MHz	QPSK	20625	25RB#0	5.06	13	PASS
Band5	5MHz	16QAM	20425	1RB#0	5.50	13	PASS
Band5	5MHz	16QAM	20425	25RB#0	5.62	13	PASS
Band5	5MHz	16QAM	20525	1RB#0	5.38	13	PASS
Band5	5MHz	16QAM	20525	25RB#0	5.96	13	PASS
Band5	5MHz	16QAM	20625	1RB#0	5.36	13	PASS
Band5	5MHz	16QAM	20625	25RB#0	5.88	13	PASS
Band5	10MHz	QPSK	20450	1RB#0	4.07	13	PASS
Band5	10MHz	QPSK	20450	50RB#0	4.76	13	PASS
Band5	10MHz	QPSK	20525	1RB#0	3.90	13	PASS
Band5	10MHz	QPSK	20525	50RB#0	4.93	13	PASS
Band5	10MHz	QPSK	20600	1RB#0	4.15	13	PASS
Band5	10MHz	QPSK	20600	50RB#0	4.84	13	PASS
Band5	10MHz	16QAM	20450	1RB#0	5.06	13	PASS
Band5	10MHz	16QAM	20450	50RB#0	5.64	13	PASS
Band5	10MHz	16QAM	20525	1RB#0	4.94	13	PASS
Band5	10MHz	16QAM	20525	50RB#0	5.68	13	PASS
Band5	10MHz	16QAM	20600	1RB#0	5.17	13	PASS
Band5	10MHz	16QAM	20600	50RB#0	5.77	13	PASS
Band7	5MHz	QPSK	20775	1RB#0	2.99	13	PASS
Band7	5MHz	QPSK	20775	25RB#0	3.93	13	PASS
Band7	5MHz	QPSK	21100	1RB#0	3.85	13	PASS
Band7	5MHz	QPSK	21100	25RB#0	4.39	13	PASS
Band7	5MHz	QPSK	21425	1RB#0	3.77	13	PASS
Band7	5MHz	QPSK	21425	25RB#0	4.29	13	PASS

Band7	5MHz	16QAM	20775	1RB#0	3.79	13	PASS
Band7	5MHz	16QAM	20775	25RB#0	4.61	13	PASS
Band7	5MHz	16QAM	21100	1RB#0	4.74	13	PASS
Band7	5MHz	16QAM	21100	25RB#0	5.21	13	PASS
Band7	5MHz	16QAM	21425	1RB#0	4.69	13	PASS
Band7	5MHz	16QAM	21425	25RB#0	5.24	13	PASS
Band7	10MHz	QPSK	20800	1RB#0	2.76	13	PASS
Band7	10MHz	QPSK	20800	50RB#0	4.14	13	PASS
Band7	10MHz	QPSK	21100	1RB#0	4.05	13	PASS
Band7	10MHz	QPSK	21100	50RB#0	4.38	13	PASS
Band7	10MHz	QPSK	21400	1RB#0	3.64	13	PASS
Band7	10MHz	QPSK	21400	50RB#0	4.56	13	PASS
Band7	10MHz	16QAM	20800	1RB#0	3.64	13	PASS
Band7	10MHz	16QAM	20800	50RB#0	4.89	13	PASS
Band7	10MHz	16QAM	21100	1RB#0	5.18	13	PASS
Band7	10MHz	16QAM	21100	50RB#0	5.25	13	PASS
Band7	10MHz	16QAM	21400	1RB#0	4.49	13	PASS
Band7	10MHz	16QAM	21400	50RB#0	5.39	13	PASS
Band7	15MHz	QPSK	20825	1RB#0	3.17	13	PASS
Band7	15MHz	QPSK	20825	75RB#0	4.57	13	PASS
Band7	15MHz	QPSK	21100	1RB#0	4.50	13	PASS
Band7	15MHz	QPSK	21100	75RB#0	4.95	13	PASS
Band7	15MHz	QPSK	21375	1RB#0	3.35	13	PASS
Band7	15MHz	QPSK	21375	75RB#0	4.83	13	PASS
Band7	15MHz	16QAM	20825	1RB#0	3.95	13	PASS
Band7	15MHz	16QAM	20825	75RB#0	5.27	13	PASS
Band7	15MHz	16QAM	21100	1RB#0	5.77	13	PASS
Band7	15MHz	16QAM	21100	75RB#0	5.75	13	PASS
Band7	15MHz	16QAM	21375	1RB#0	4.52	13	PASS
Band7	15MHz	16QAM	21375	75RB#0	5.63	13	PASS
Band7	20MHz	QPSK	20850	1RB#0	2.65	13	PASS
Band7	20MHz	QPSK	20850	100RB#0	4.59	13	PASS
Band7	20MHz	QPSK	21100	1RB#0	4.37	13	PASS
Band7	20MHz	QPSK	21100	100RB#0	4.73	13	PASS
Band7	20MHz	QPSK	21350	1RB#0	3.13	13	PASS
Band7	20MHz	QPSK	21350	100RB#0	4.70	13	PASS
Band7	20MHz	16QAM	20850	1RB#0	3.51	13	PASS
Band7	20MHz	16QAM	20850	100RB#0	5.38	13	PASS
Band7	20MHz	16QAM	21100	1RB#0	4.91	13	PASS
Band7	20MHz	16QAM	21100	100RB#0	5.65	13	PASS
Band7	20MHz	16QAM	21350	1RB#0	3.92	13	PASS
Band7	20MHz	16QAM	21350	100RB#0	5.37	13	PASS

Band41	5MHz	QPSK	40265	1RB#0	3.85	13	PASS
Band41	5MHz	QPSK	40265	25RB#0	4.48	13	PASS
Band41	5MHz	QPSK	40690	1RB#0	4.04	13	PASS
Band41	5MHz	QPSK	40690	25RB#0	4.67	13	PASS
Band41	5MHz	QPSK	41215	1RB#0	3.29	13	PASS
Band41	5MHz	QPSK	41215	25RB#0	4.21	13	PASS
Band41	5MHz	16QAM	40265	1RB#0	4.76	13	PASS
Band41	5MHz	16QAM	40265	25RB#0	5.28	13	PASS
Band41	5MHz	16QAM	40690	1RB#0	4.82	13	PASS
Band41	5MHz	16QAM	40690	25RB#0	5.42	13	PASS
Band41	5MHz	16QAM	41215	1RB#0	4.25	13	PASS
Band41	5MHz	16QAM	41215	25RB#0	4.95	13	PASS
Band41	10MHz	QPSK	40290	1RB#0	4.10	13	PASS
Band41	10MHz	QPSK	40290	50RB#0	4.40	13	PASS
Band41	10MHz	QPSK	40690	1RB#0	3.96	13	PASS
Band41	10MHz	QPSK	40690	50RB#0	4.61	13	PASS
Band41	10MHz	QPSK	41190	1RB#0	3.21	13	PASS
Band41	10MHz	QPSK	41190	50RB#0	4.04	13	PASS
Band41	10MHz	16QAM	40290	1RB#0	4.85	13	PASS
Band41	10MHz	16QAM	40290	50RB#0	5.23	13	PASS
Band41	10MHz	16QAM	40690	1RB#0	4.84	13	PASS
Band41	10MHz	16QAM	40690	50RB#0	5.48	13	PASS
Band41	10MHz	16QAM	41190	1RB#0	3.99	13	PASS
Band41	10MHz	16QAM	41190	50RB#0	4.81	13	PASS
Band41	15MHz	QPSK	40315	1RB#0	3.69	13	PASS
Band41	15MHz	QPSK	40315	75RB#0	4.45	13	PASS
Band41	15MHz	QPSK	40690	1RB#0	3.98	13	PASS
Band41	15MHz	QPSK	40690	75RB#0	4.67	13	PASS
Band41	15MHz	QPSK	41165	1RB#0	3.44	13	PASS
Band41	15MHz	QPSK	41165	75RB#0	4.28	13	PASS
Band41	15MHz	16QAM	40315	1RB#0	5.34	13	PASS
Band41	15MHz	16QAM	40315	75RB#0	5.24	13	PASS
Band41	15MHz	16QAM	40690	1RB#0	4.77	13	PASS
Band41	15MHz	16QAM	40690	75RB#0	5.38	13	PASS
Band41	15MHz	16QAM	41165	1RB#0	4.51	13	PASS
Band41	15MHz	16QAM	41165	75RB#0	4.96	13	PASS
Band41	20MHz	QPSK	40340	1RB#0	4.14	13	PASS
Band41	20MHz	QPSK	40340	100RB#0	4.39	13	PASS
Band41	20MHz	QPSK	40690	1RB#0	3.83	13	PASS
Band41	20MHz	QPSK	40690	100RB#0	4.60	13	PASS
Band41	20MHz	QPSK	41140	1RB#0	3.48	13	PASS
Band41	20MHz	QPSK	41140	100RB#0	4.24	13	PASS

Band41	20MHz	16QAM	40340	1RB#0	4.73	13	PASS
Band41	20MHz	16QAM	40340	100RB#0	5.17	13	PASS
Band41	20MHz	16QAM	40690	1RB#0	4.55	13	PASS
Band41	20MHz	16QAM	40690	100RB#0	5.37	13	PASS
Band41	20MHz	16QAM	41140	1RB#0	4.89	13	PASS
Band41	20MHz	16QAM	41140	100RB#0	5.01	13	PASS

Test Graphs

EGPRS 850, Low Channel

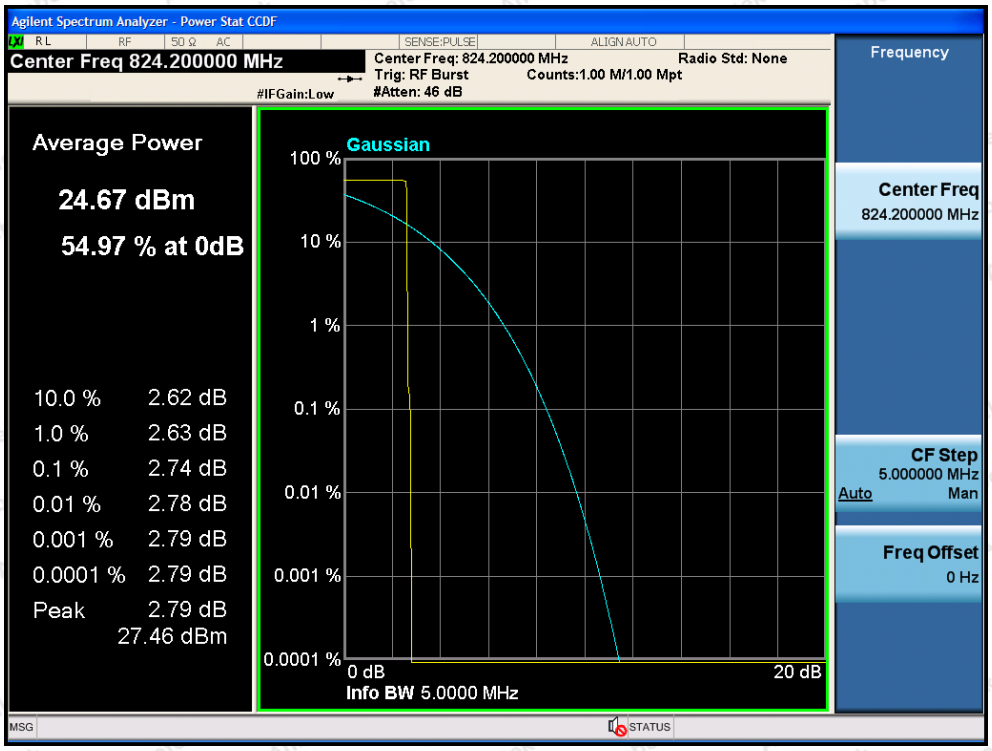

EGPRS 850, Middle Channel

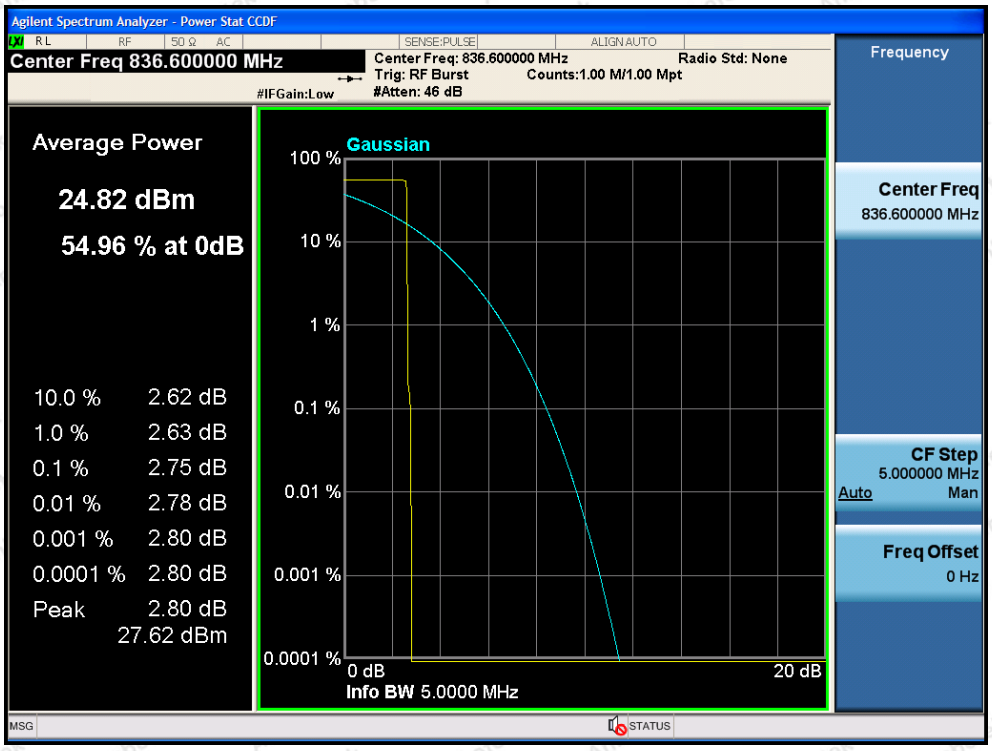

EGPRS 850, High Channel

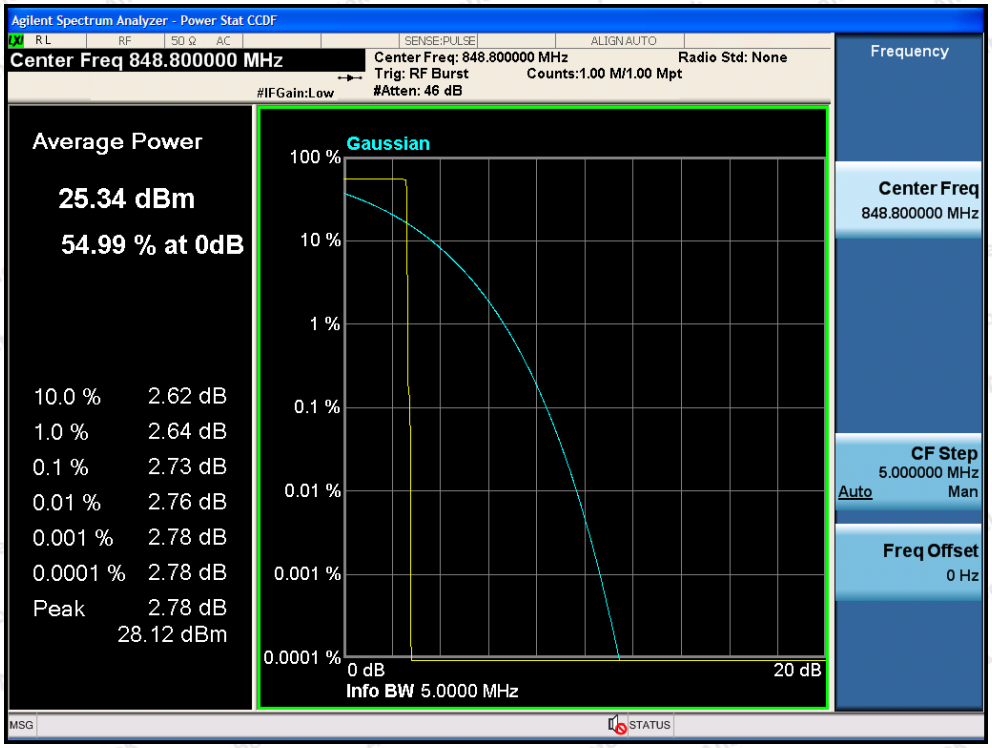

EGPRS 1900, Low Channel

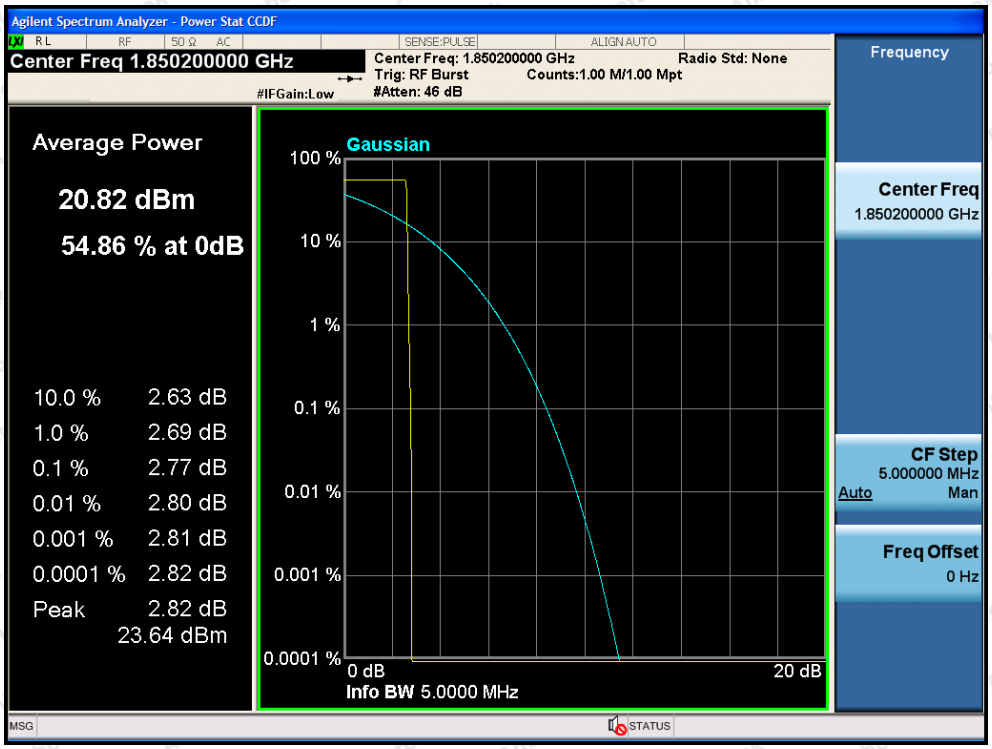

EGPRS 1900, Middle Channel

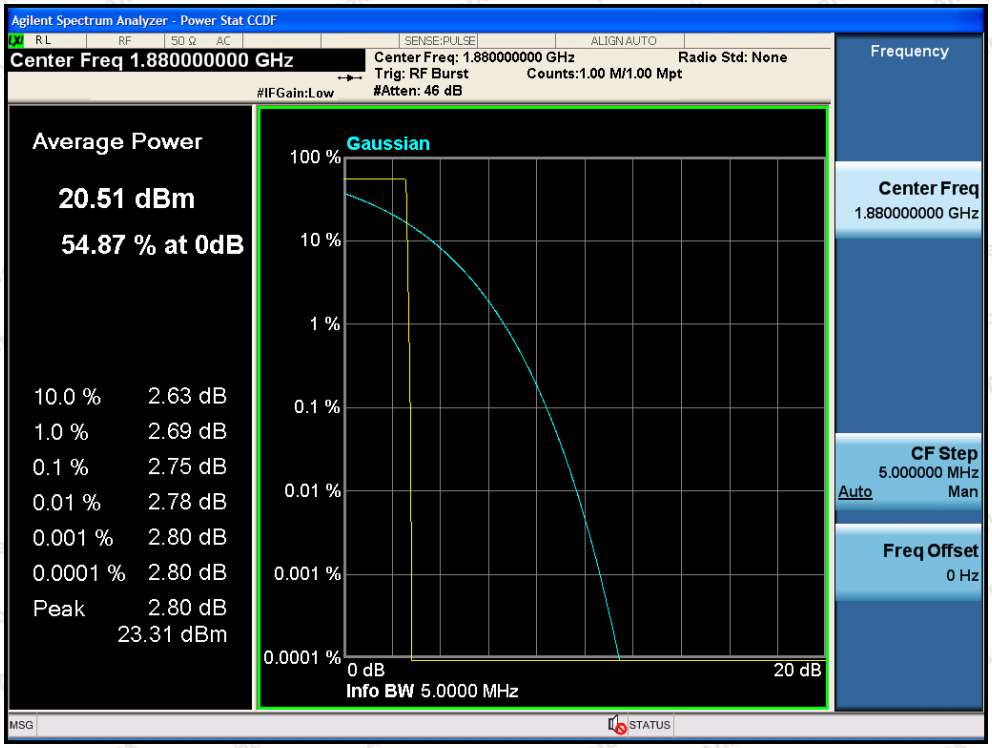

EGPRS 1900, High Channel

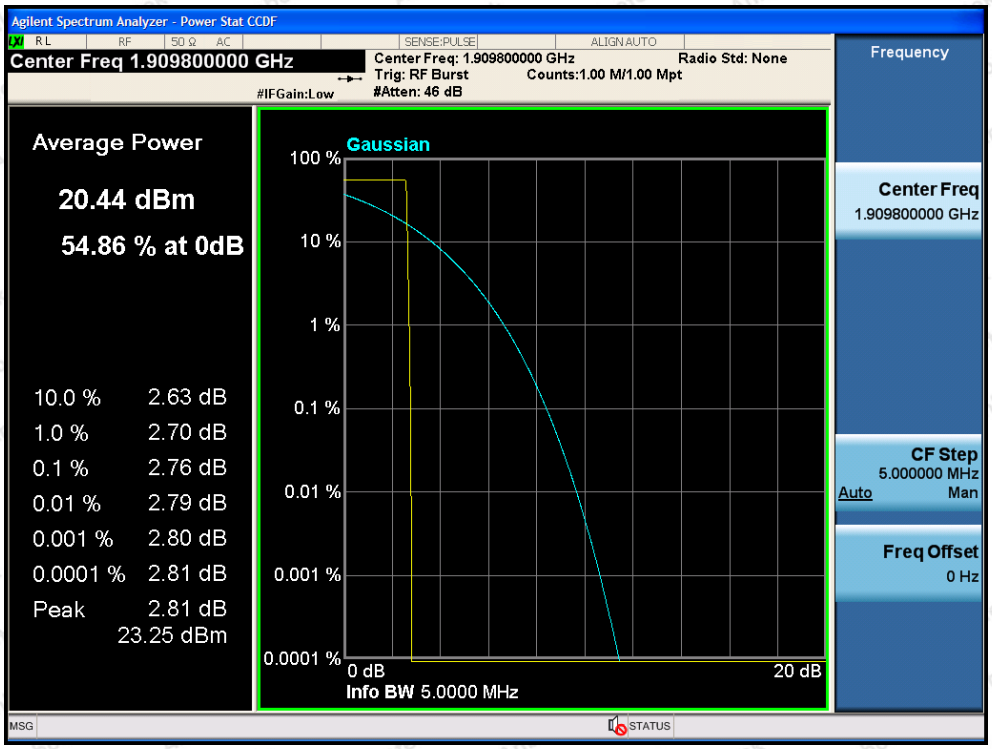

GPRS 850, Low Channel

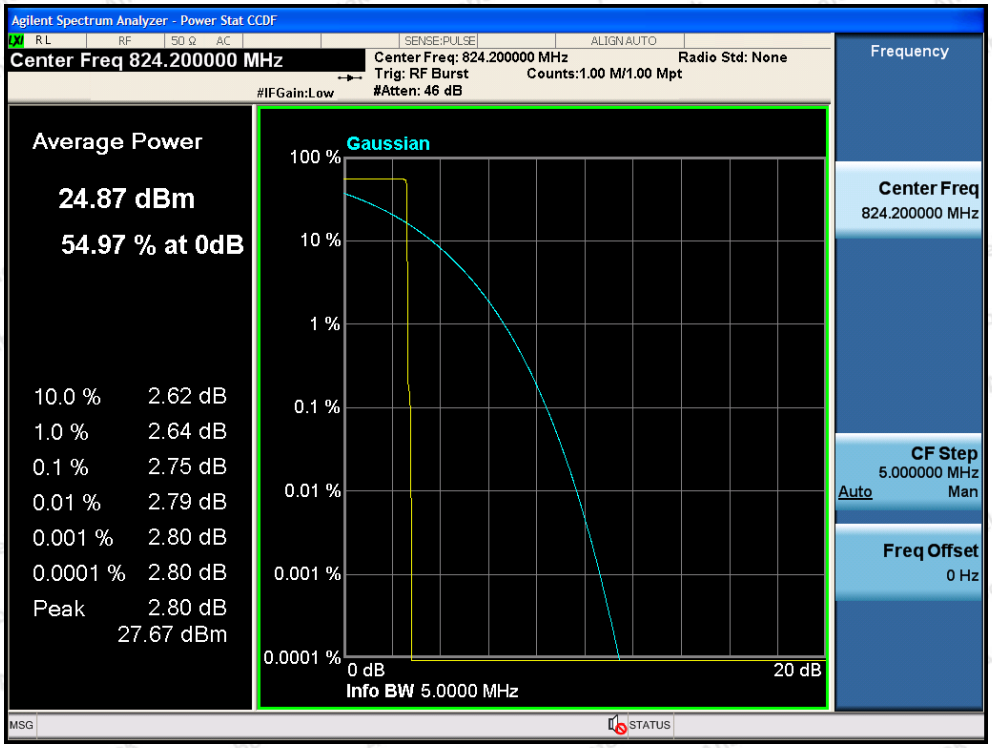

GPRS 850, Middle Channel

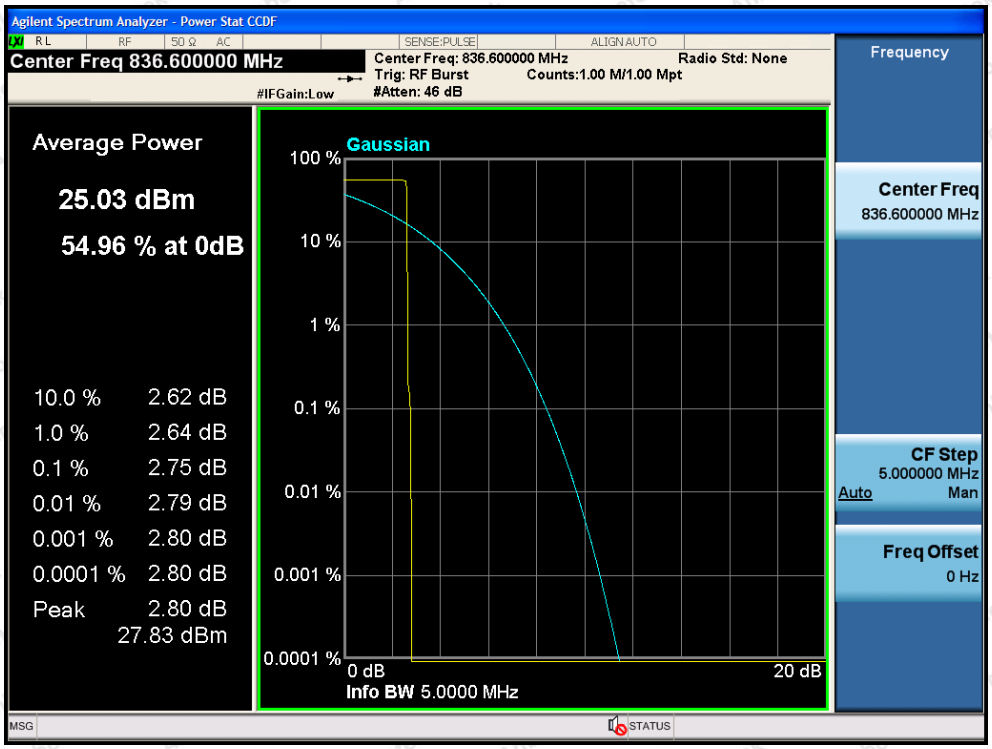

GPRS 850, High Channel

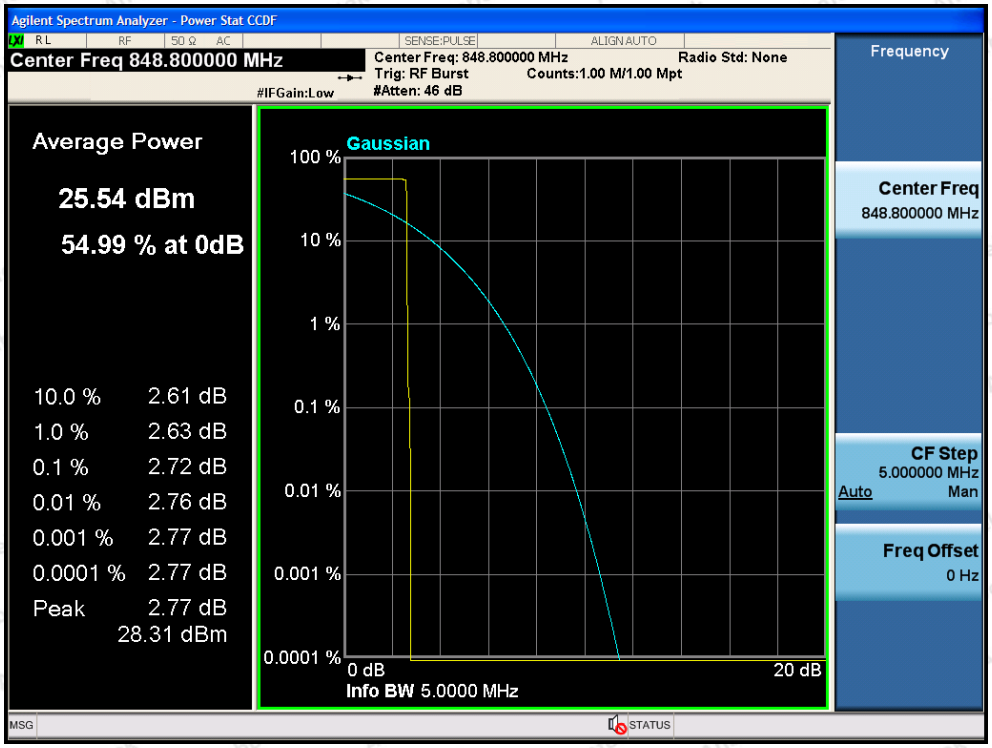

GPRS 1900, Low Channel

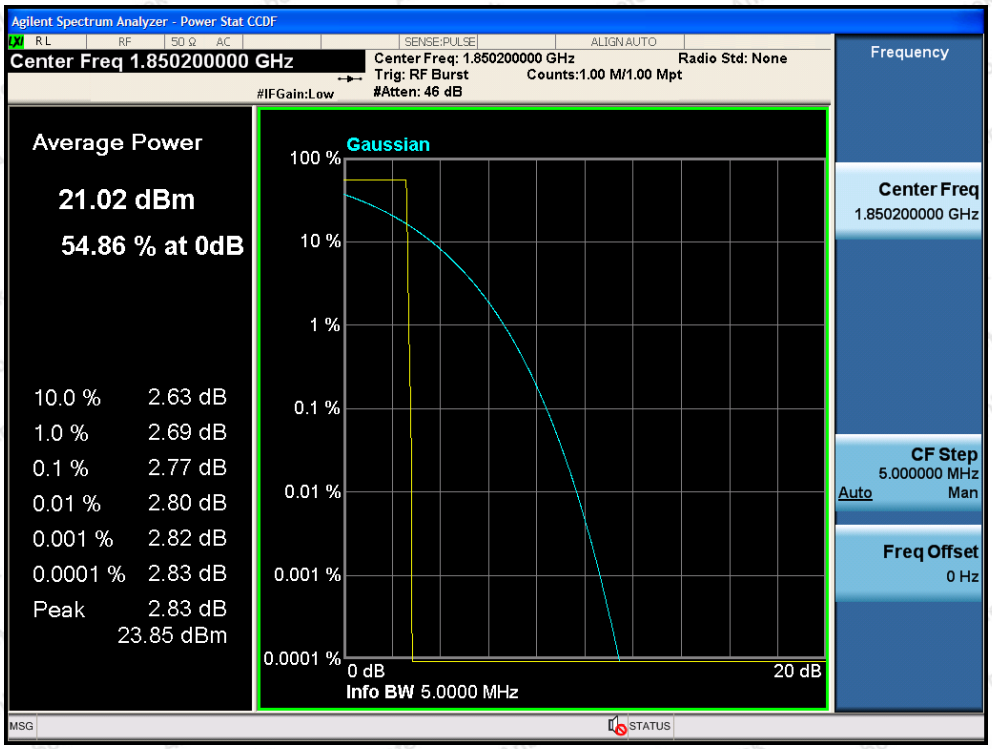

GPRS 1900, Middle Channel

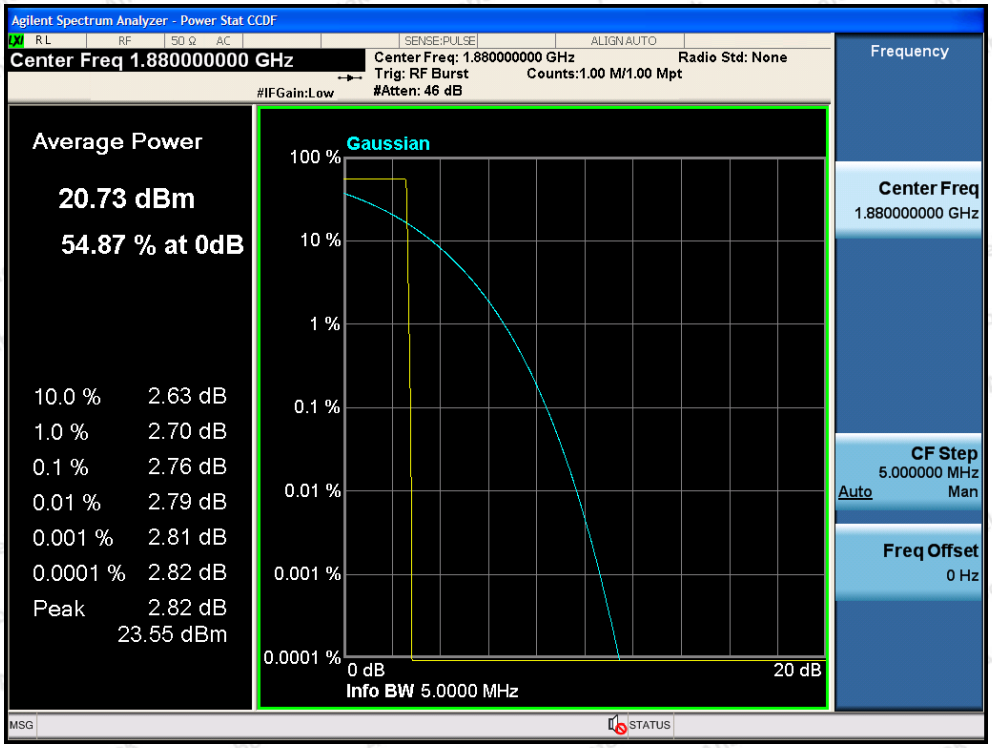

GPRS 1900, High Channel

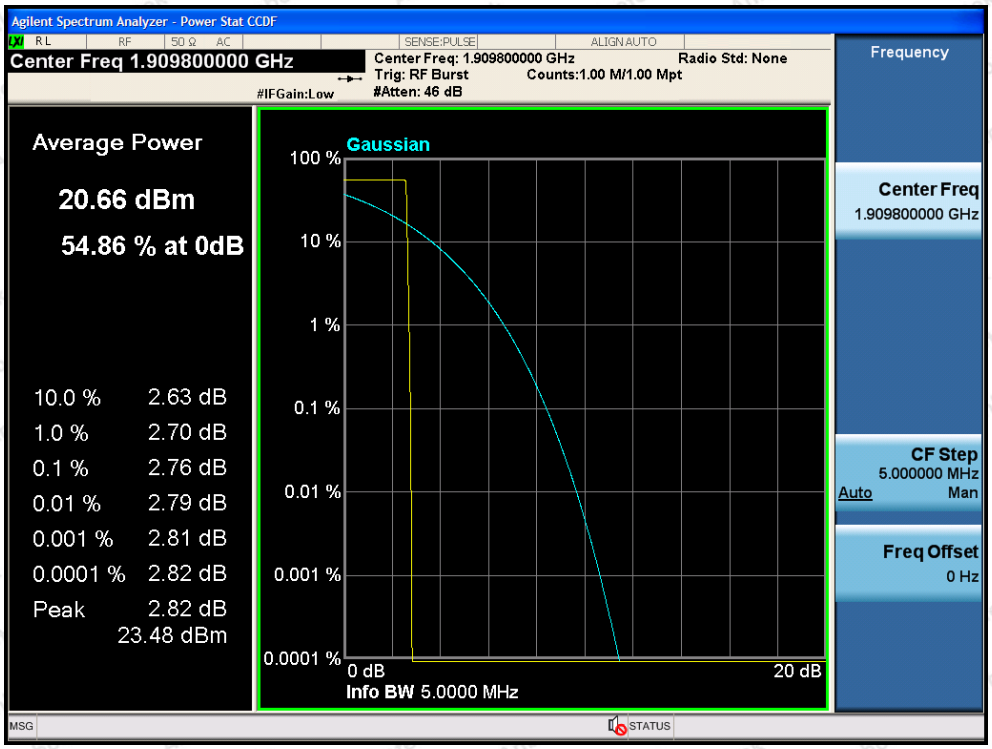

WCDMA Band II, Low Channel

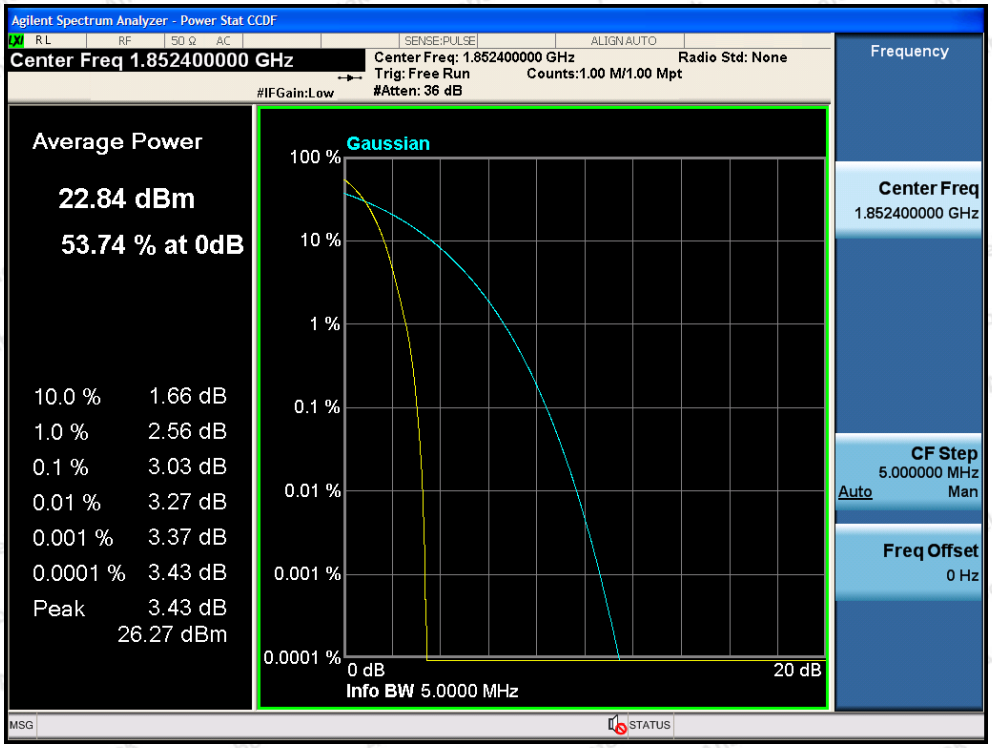

WCDMA Band II, Middle Channel

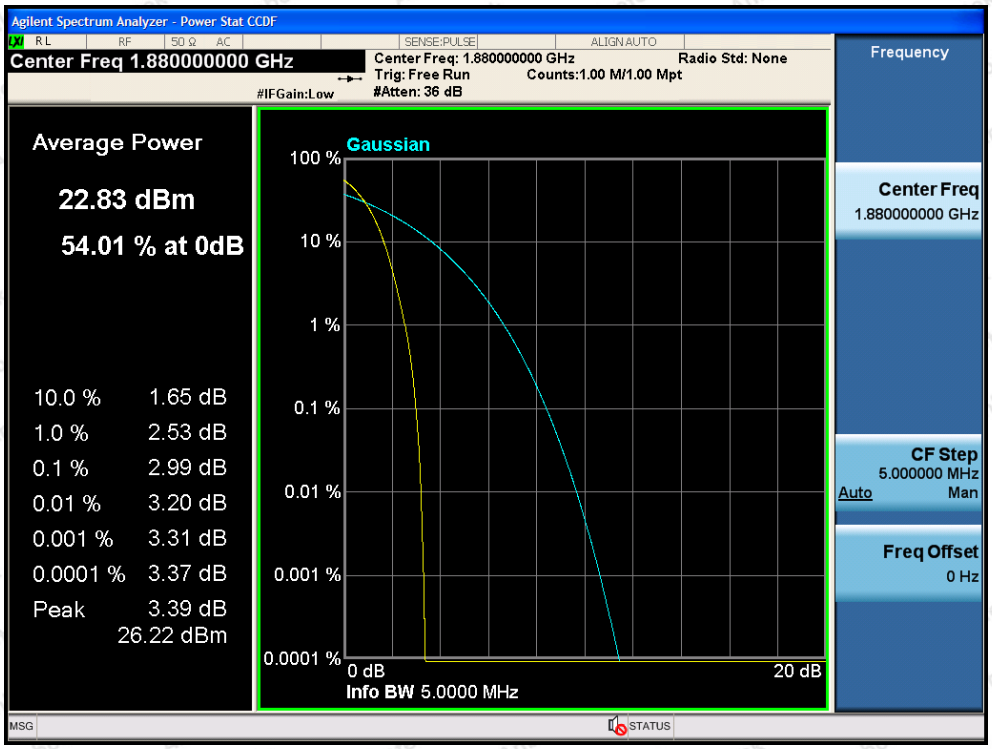

WCDMA Band II, High Channel

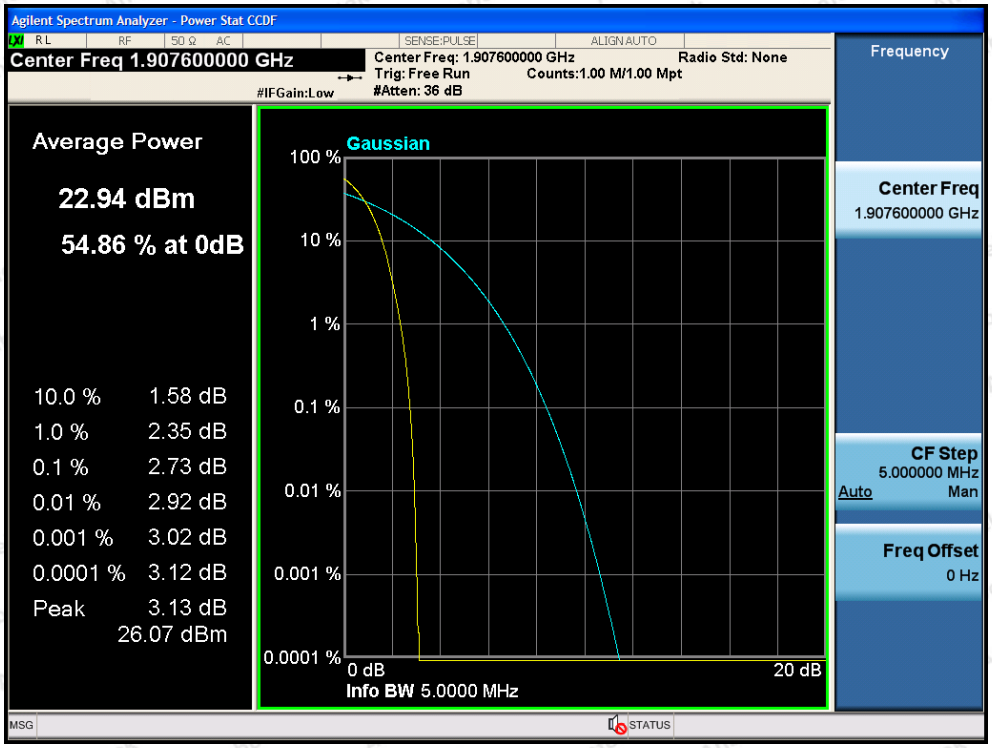

WCDMA Band V, Low Channel

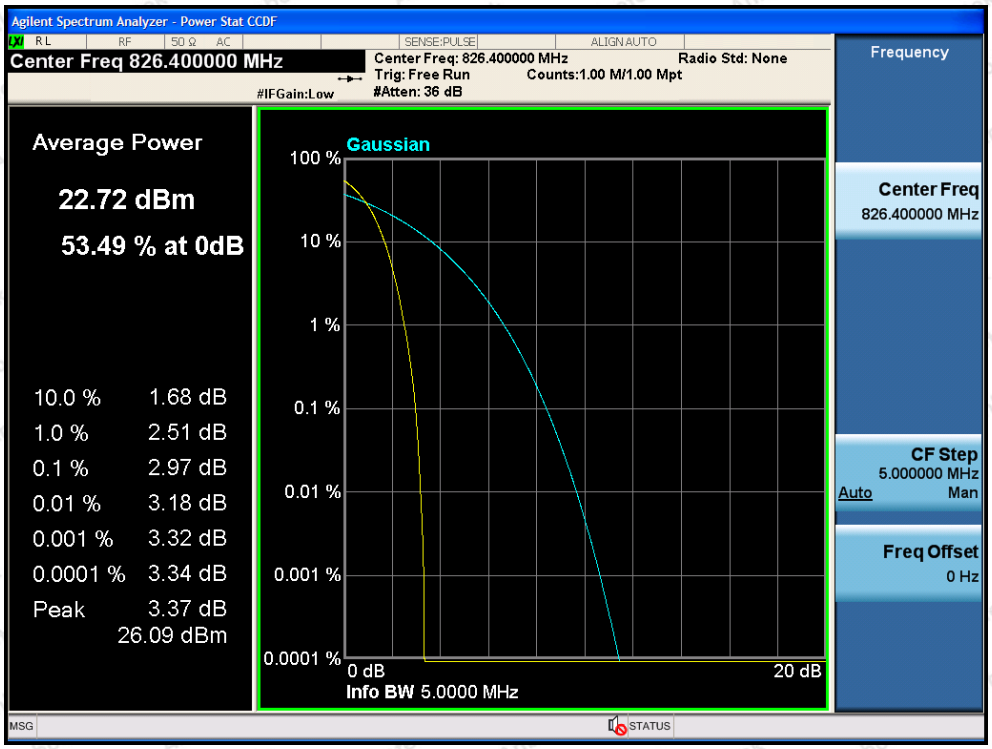

WCDMA Band V, Middle Channel

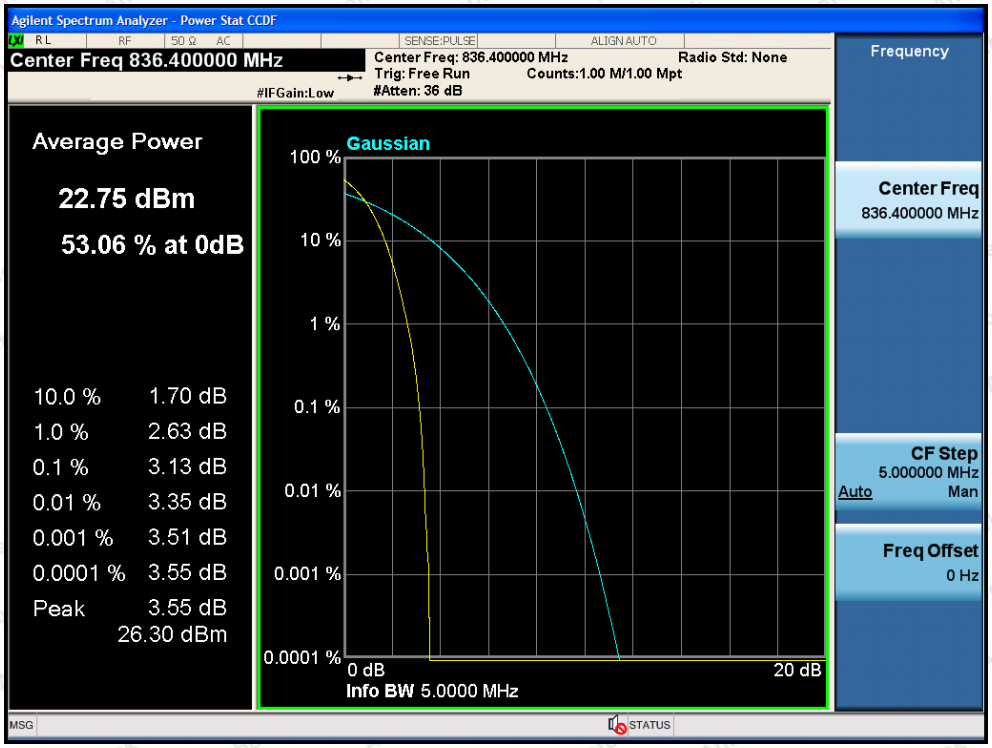

WCDMA Band V, High Channel

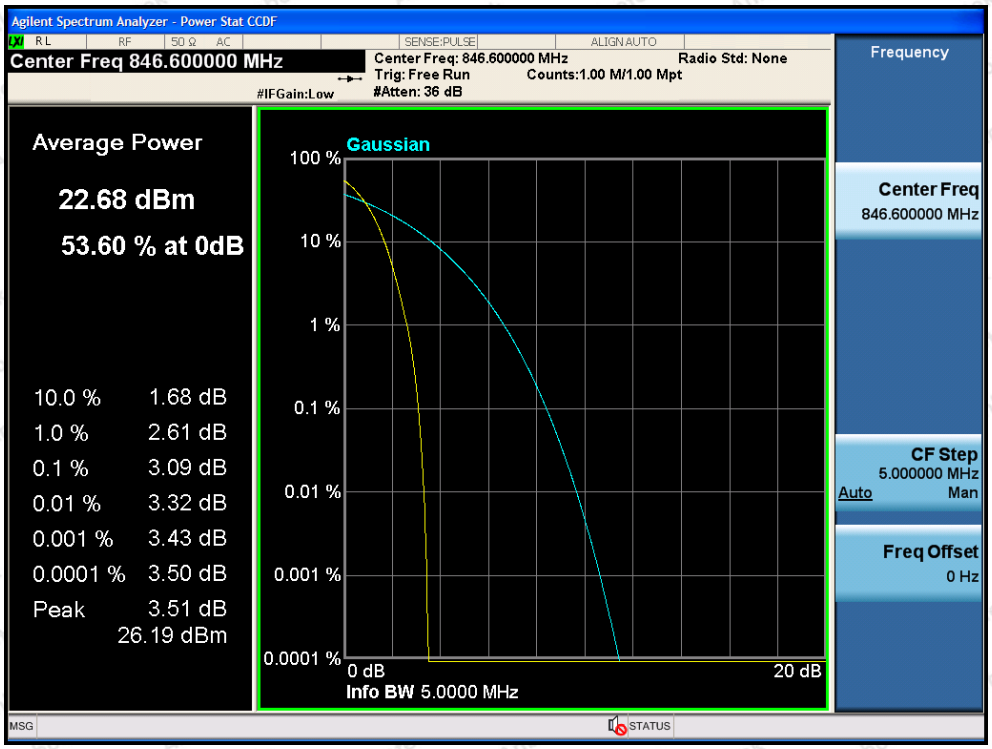

Band5-1.4MHz-QPSK-20407-1RB#0

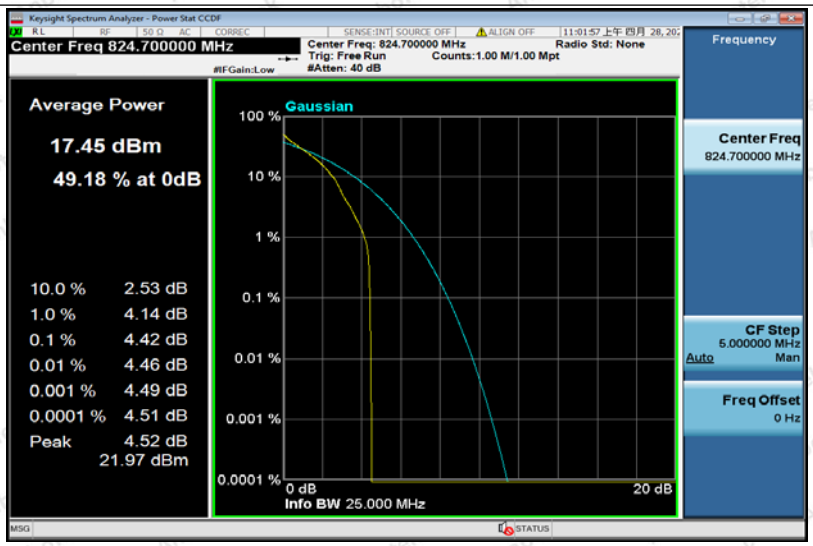

Band5-1.4MHz-QPSK-20407-6RB#0

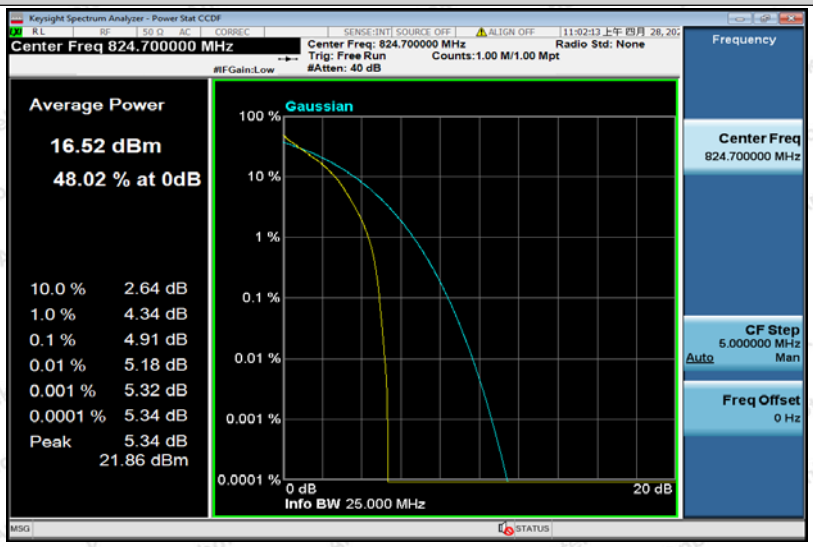

Band5-1.4MHz-QPSK-20525-1RB#0

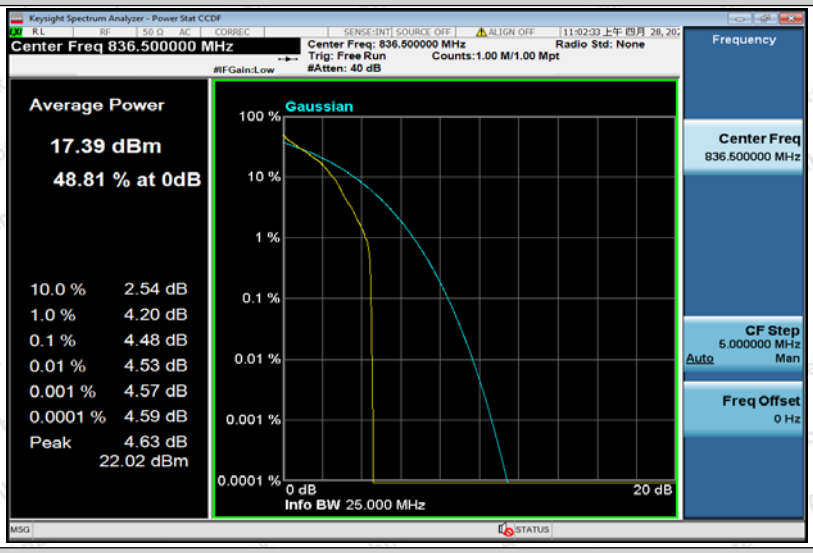

Band5-1.4MHz-QPSK-20525-6RB#0

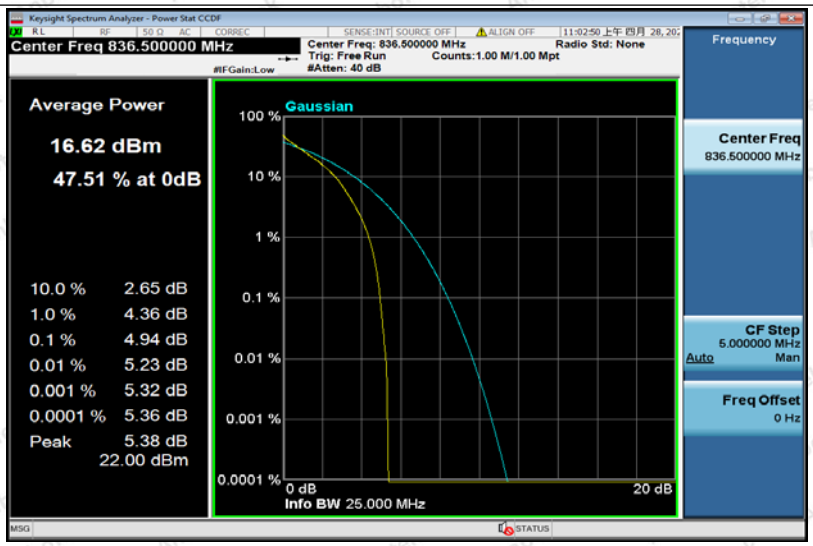

Band5-1.4MHz-QPSK-20643-1RB#0

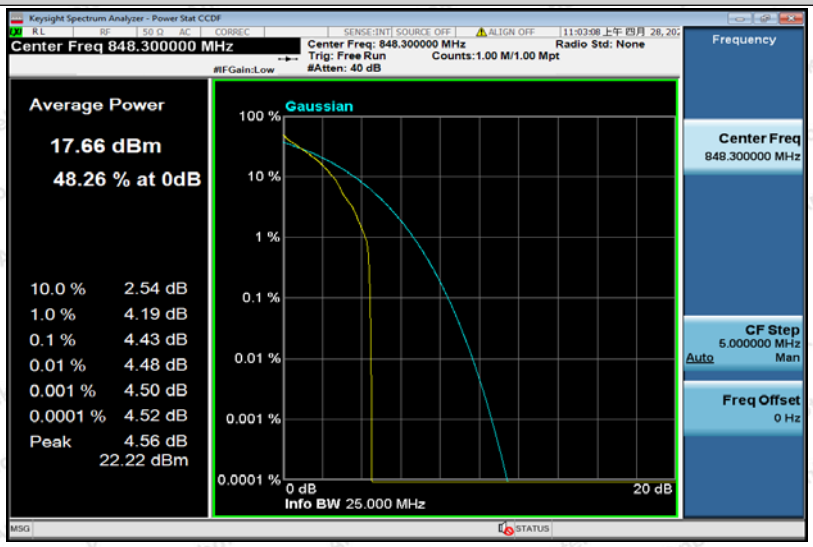

Band5-1.4MHz-QPSK-20643-6RB#0

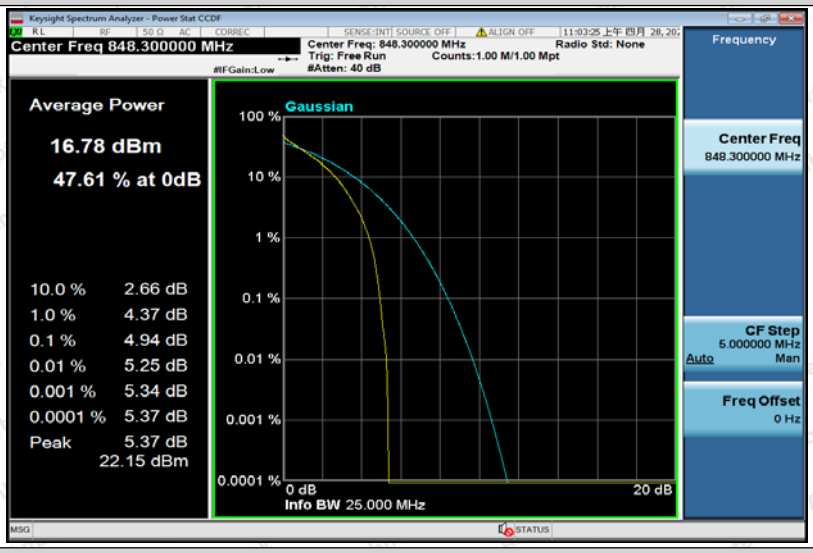

Band5-1.4MHz-16QAM-20407-1RB#0

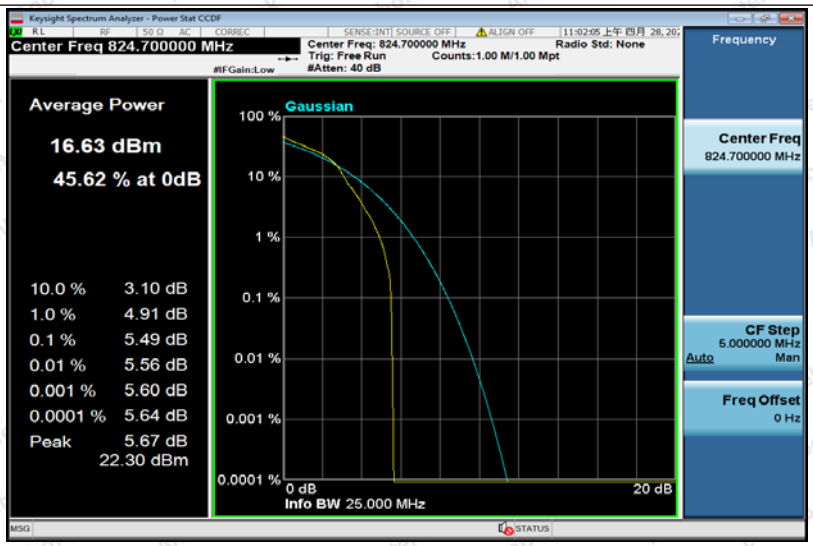

Band5-1.4MHz-16QAM-20407-6RB#0

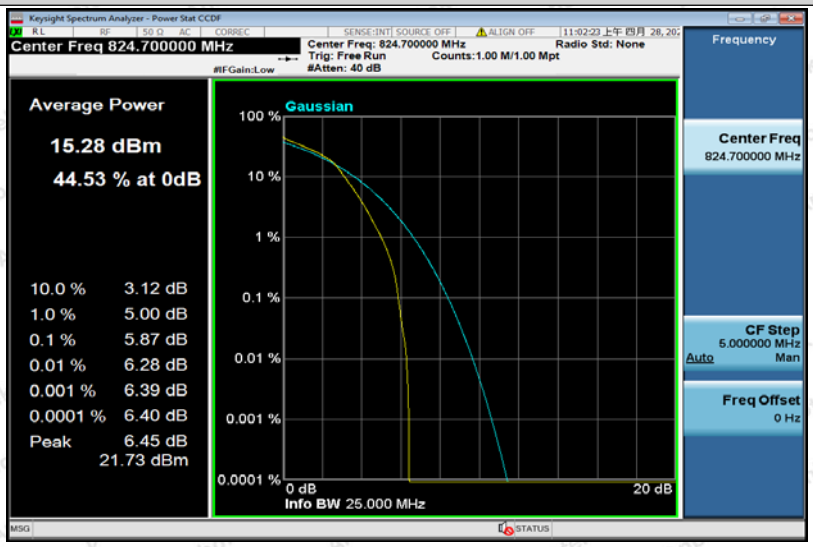

Band5-1.4MHz-16QAM-20525-1RB#0

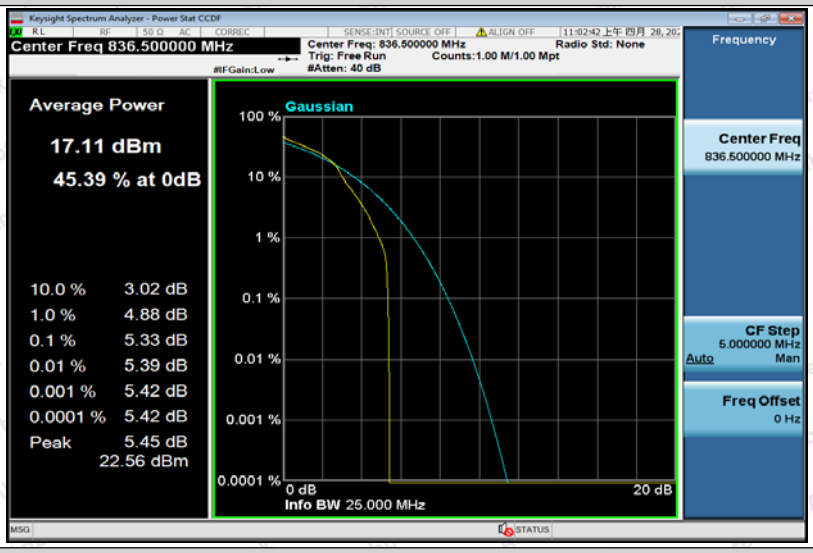

Band5-1.4MHz-16QAM-20525-6RB#0

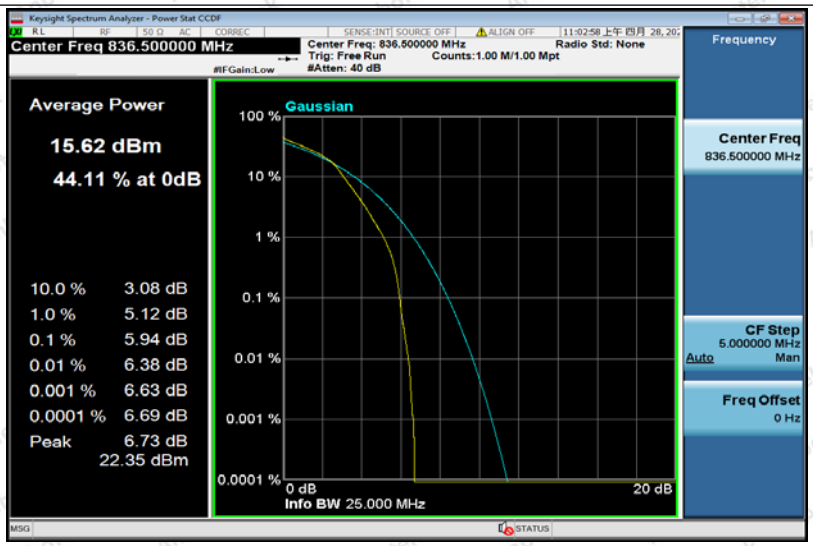

Band5-1.4MHz-16QAM-20643-1RB#0

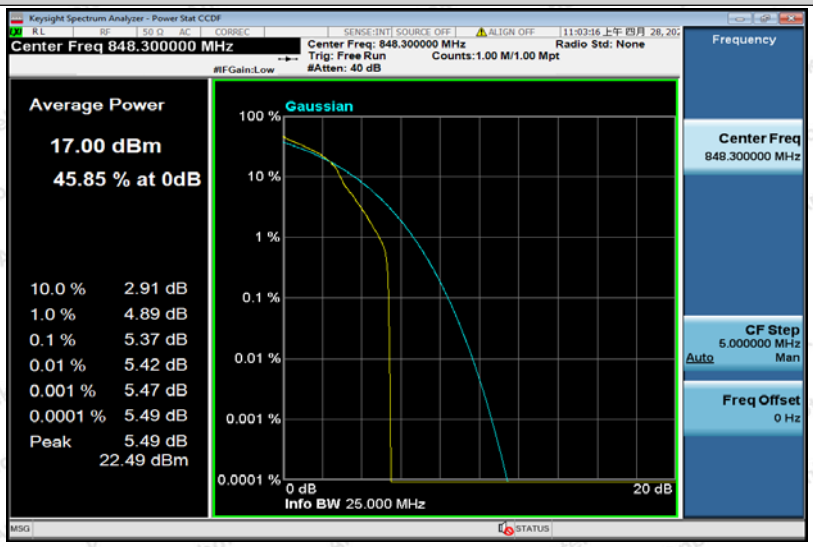

Band5-1.4MHz-16QAM-20643-6RB#0

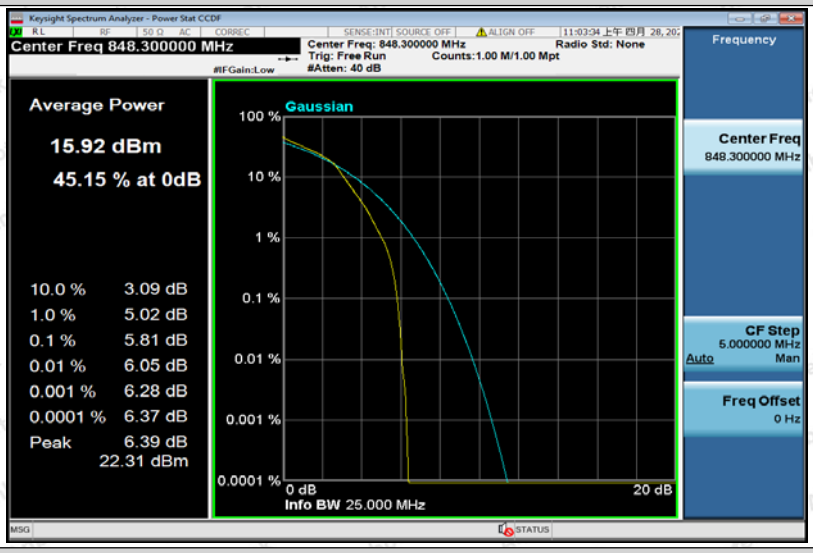

Band5-3MHz-QPSK-20415-1RB#0