ROXs
run • jump • play
active gaming console
Game Book

⚠CAUTION

Read all precautions and instructions in this manual and make sure that all users of this set of ROXs are adequately informed of all warnings and precautions before using ROXs. Use ROXs only as described in this manual. Save this manual for future reference. To download the latest version of the manual go to: www.playroxs.com/manual.

Content

ROXs BOX

1 ROXs controller • 3 ROXs • 3 Straps



ROXs & Controller



BUTTONS

BACK **ENTER** **NEXT**

TURN ON: Press "enter button" for 3 seconds
TURN OFF: Press "back" and "next" buttons simultaneously for 3 seconds
GO BACK IN MENU: Press "back" button for 3 seconds
CANCEL A GAME: Press "back" button for 3 seconds

Index

Set up batteries & strap.....4
Get started.....5
Turn on controller.....5
Connect ROXs.....5
Set up game area.....7
Game selection.....8
Games.....9
Troubleshooting.....14
FAQ.....15
Warnings.....16

Set up batteries & strap



1. Use a cross head screw driver (not included) to remove the battery cover of ROXs and the controller.
2. Place 3 x 1.5V AA batteries in each ROXs and the controller. Follow the marks to place them in the right position (+, -).
3. Put the battery cover back on and close it tightly with the screws.

NOTE: For longer battery life please make sure to switch off ROXs after each game session. Do so by pressing the left and right button together for more than 3 seconds. The Controller will switch off and ROXs will blink red and will then turn-off.

How to set up the strap

Get started

1 TURN ON CONTROLLER

Turn on the controller by pressing the enter button for 3 seconds

Once the controller is on, the screen will light up and will display the A-Champs monkey logo followed by the ROXs logo. Then the screen will show "00 ROXs FOUND".
Now it is time to connect the ROXs.

2 CONNECT ROXs



Take one of the ROXs (the controller should show "0 ROXs FOUND").
Now start tapping it multiple times.

Keep tapping the ROXs until it blinks green (the controller will then show “01 ROXs FOUND”). Now put it to the side so you don’t confuse it with the ROXs that are not FOUND yet.

Take the next ROXs and repeat until it blinks green and the controller shows “02 ROXs FOUND”.
Repeat until all ROXs are FOUND.

3 SET UP GAME AREA

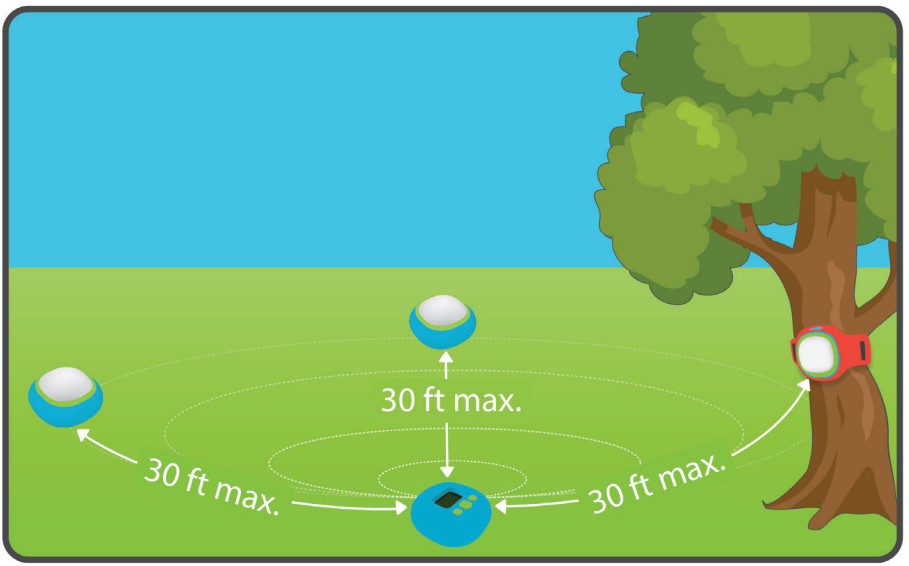

Create the game area depending on the game you want to play (see GAMES section p. 9). Place ROXs on the ground or use the strap to fix them to an object or a person.

NOTE: Make sure that the distance between the controller and each ROXs does not exceed 30ft (10m).

Use of the strap

4 GAME SELECTION

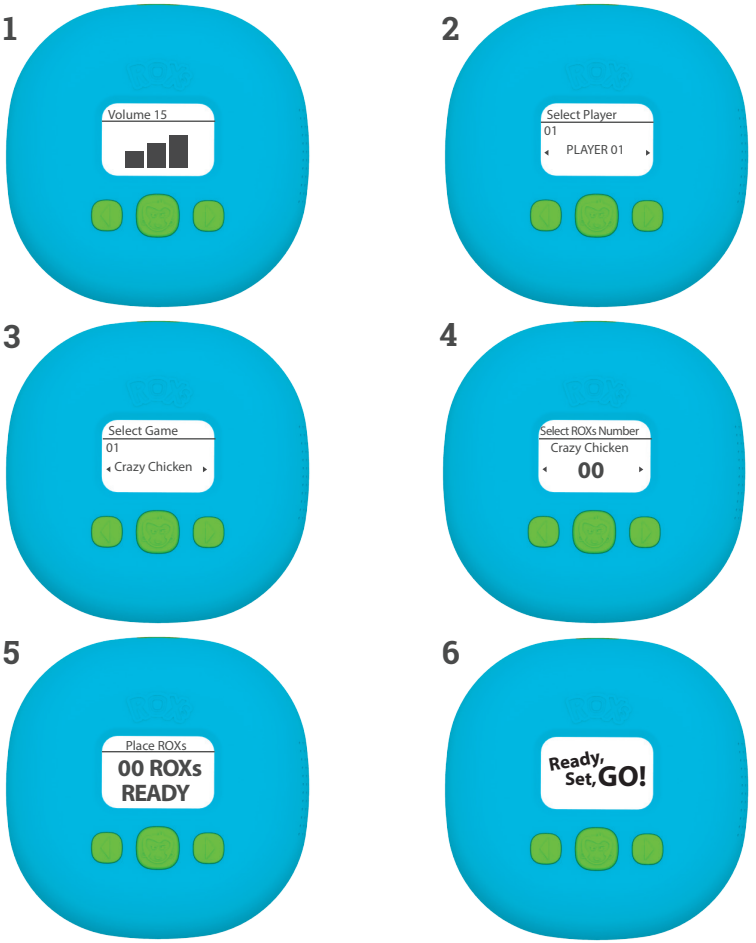

1.Select volume level and press "enter" to confirm.
2.Select player profile and press "enter" to confirm.
3.Select the game you want to play and press "enter" to confirm.
4.Select the amount of ROXs for the game and press "enter" to confirm.
5.Screen will indicate if all ROXs are found. If all of them are found, press "en ter" to confirm. (If a ROXs is not found, move it closer to controller).
6.PLAY! (Place controller within a distance of 30ft (10m) to each ROXs. Do not place controller below ground level).

Games

Crazy Chicken

How many chickens can you catch before they go crazy?

Game Instructions:
- Select the amount of time you want to play.
- On "go" one ROXs will turn into a chicken.
- Catch the chicken by tapping the ROXs.
- If you got it, another one will start to cluck.
- Catch as many chicken as you can before the game time is over.
- At game over check your score on the controller.

Play again to beat your high score or let your friend try to beat yours.

ROXs tip: *Come up with special challenges: for example having to jump like a kangaroo once your friend shouts "kangaroo". Use your imagination to set up your own game world.*

Zombie Tag

Don't let the zombies get you.

Game Instructions:
- Everybody straps on a ROXs (on the waist).
- On "go" one player will turn into a zombie.
- The zombie has to turn all the other players into zombies by tagging them.
- Once you are tagged you will become a zombie as well and have to team up with the other zombies to chase and infect the remaining players.
- The game is over once all players are zombies.

Recharge yourself and then play again.

ROXs tip: *For zombie tag there is no need to stay inside the game area.*

ZOO

Animals have escaped from the zoo.
Catch as many as you can before they are gone.

Game Instructions:
- On "go" one ROXs will turn into an animal.
- Catch it by tapping it.
  Attention: make sure to imitate its movement so that it does not run away (e.g. crawl like a dog if you hear the dog).
- Make sure to be as fast as you can as some animals are faster than others.
- The game is over if you let one animal escape.

Play again to beat your high score or let's find out if your friend is a better catcher than you.

ROXs tip: *Turn zoo into a group game, asign an animal to each player, see how many animals the group can catch.*

Capture the ROXs

Go capture the ROXs – but be careful, you need to defend yours too.

Game Instructions:
- Split into teams.
- There can be as many teams as you have ROXs.
- Each team can have as many players as you want.
- Each team holds one ROXs which needs to be protected.
- On "go" try to capture the other teams' ROXs by tapping, hitting or shaking it.
- If a team's ROXs is tapped this team is out of the game.
- The team with the last active ROXs is the winner.

ROXs tip: *Set up your own rules. Mix it with games like dodge ball or paint ball... Your imagination rules.*

ROXs Race

Design your own race track: how fast can you tap all ROXs?

Game Instructions:
• Design and set up your racetrack.
• On "go" the clock will start ticking.
• Be as fast as you can and tap all ROXs.
• Once all ROXs have been tapped check your time on the controller.
Now who can do it faster?

ROXs tip: *Add obstacles or ride your Dad's back trying to beat the neighbors. Fix the sequence to tap or don't fix it. I-M-A-G-I-N-A-T-I-O-N rules.*

Color Score

Practice your aim & speed.

Game Instructions:
• Fix your ROXs anywhere by using the straps.
• Select a time limit.
• Hit as many ROXs as you can as fast as you can.
• Red ROXs make 5 points, blue ROXs 3 points and green ROXs 1 point.
• The game is over once the time limit is up.
Will your sister be able to beat that?

ROXs tip: *ROXs tip: Use any kind of ball, frisbee, pool noodle or flexible object (don't use the baseball bat please) to hit for scores.*

This game is also perfect for younger kids: just set the timer to a longer play time (lets say 10 min.) and let the kids tap the blinking ROXs. No need to place ROXs far away from each other, in those young ages kids just like to play with the different lights without running around. Forget about the game score, just let them explore the sounds and lights.

Firefighter

ROXs are on fire. Be quick to extinguish them.

Game Instructions:
• On "go" one ROXs will be on fire.
• Extinguish it by quickly tapping it several times until the flame is out.
• Be aware, the other ROXs will catch fire as well.
• Control the fires and make sure they don't get too big.
• The game is over once one ROXs is completely on fire.
• Check your score and practice one more time.
Practice and practice and practice and then challenge your local fire commissioner.

ROXs tip: *Wear gloves to get more real.*

Catch the Monkey

Monkeys everywhere. How many can you catch?

Game Instructions:
• Select the amount of time you want to play.
• On "go" one ROXs will turn into a monkey.
• Catch it by tapping it.
But be careful: be as fast as you can as the monkey jumps from ROXs to ROXs.
• Catch as many monkeys as you can before the game time is over.
How many monkeys did you catch?

ROXs tip: *To increase the action, add obstacles into the game area.*

Dragon Tail

Don't let the dragon bite your tail.

Game Instructions:
- Split into teams, each team needs at least 2 players.
- Each team makes a line by putting the hands on the shoulders of the player in front. Each team is now a dragon.
- The first player in line is the dragon head.
- The last player in each line is the dragon tail.
- The dragon tail straps on a ROXs on the back, around the waist.
- On "go" each dragon tries to get the tail (tap the ROXs) of the other dragon.

ROXs tip: *Dragon tail can be played with multiple teams and an unlimited amount of players.*

Hot ROXs

Don't let the ROXs explode on you.

Game instructions:
- Form a circle and start passing around the one ticking ROXs.
- At a certain random point the ROXs will "explode".
- The player that holds the ROXs while it explodes is out of the game.
- The other players continue to play, until only one player is left. This last player is the winner.
- To add even more excitement: players can tap ROXs to mess with the tim er before passing it on to the next player. But careful: A tap can either add or subtract time from the timer.
- Important: The game will keep playing non-stop. To finish the game, press the back button for 3 seconds.

ROXs tip: *To increase the action, increase the distance between players.*

Troubleshooting

ROXs don't blink at "Place ROXs".
Make sure that all ROXs are placed within the range of the controller, distance between the controller and each of the ROXs should be no more than 30ft (10m).

All ROXs blinked on "Place ROXs" step , but the game is not starting.
If a game does not start, press "back" button for 3 seconds. This will cancel the current game, and will bring you back to the menu. Then select the game again. After this, the game should start without problems.

Game plays wrong sounds.
If a game is playing a wrong sound, press "back" button for 3 seconds. This will cancel the current game, and will bring you back to the menu. Then select the game again. After this, the game should play the correct sounds.

Controller is not responding.
If the controller is not responding, remove the batteries of the controller and all of the ROXs and restart.

ROXs are not waking up
If one of the ROXs is not waking up, it means that the batteries are empty. Open the battery compartment and replace the batteries.

If you have any further questions check our support section on our website at: **www.playroxs.com/support**

Or contact our support team:

support@a-champs.com

FAQ

Is ROXs only for kids? And how many players can play?
ROXs was created for kids ages six and up. But we found that it is a game for the complete family. Kids of all ages as well as grown-ups like the run, jump and play action. ROXs can support up to 50 individual players. You can either play by yourself, 1:1 against your friends or in a group. We have group play classics like Capture the ROXs and Zombie tag. And even the tap & go games can be played in a group. There are no limits, your imagination rules.

Can ROXs be customized?
One of the cool things about ROXs is that you can customize the game-play according to your own rules. You can increase the distance between ROXs for two players with different fitness level so they can compete against each other and play at their maximum capacity. There is no need for running half-throttle. ROXs can be placed anywhere within a 900sqft area and with the straps and holsters that come with ROXs they can be fixed to almost anything. Up to 5 ROXs can be added to the main game console for endless options.

Where can ROXs be played?
ROXs can be played indoors and outdoors, day and night, all year round. Any time, any place.

Can more ROXs be added to a controller?
Yes. Up to 5 ROXs can be added to one control unit.

Are ROXs waterproof?
No, they are not waterproof. The construction is designed to protect the interior from rain and dirt. The electronics inside have a special coating which makes them corrosion and water repellent. Please do not throw them into the swimming pool.

Warnings

This information guide, contains safety, handling, disposal, recycling and regulatory information as well as the limited warranty for ROXs.

Read all safety information and operating instructions before using ROXs, to avoid injury or harm.

For a downloadable version of this guide please go to: www.playroxs.com/manual

IMPORTANT BATTERY INFORMATION. TO AVOID BATTERY LEAKAGE
• Always follow the instructions carefully. Use only batteries specified and be sure to insert them correctly by matching the + and - markings.
• Do not mix old batteries and new batteries or standard (carbon-zinc) with alkaline batteries.
• Remove exhausted or dead batteries from the product.
• Remove batteries if product is not to be played with for a long time.
• Do not short-circuit the supply terminals.
• RECHARGABLE BATTERIES: Do not mix these with any other type of batteries.
• Non-rechargeable batteries are not to be recharged.
• Rechargeable batteries are only to be charged under adult supervision.
• Rechargeable batteries are to be removed from the toy before being charged.

IMPORTANT SAFETY AND HANDLING INFORMATION
Read the following warnings before you or your child play with ROXS. Failing to do so may cause injury.

CAUTION: To reduce the risk of damage or injury, do not attempt to remove ROXs shell.

Seizure, Blackouts and Eyestrain
A small percentage of people may be susceptible to blackouts or seizures (even if they have never had one before) when exposed to flashing lights or light patterns such as when playing games or watching video. If you have experienced seizures or blackouts or have a family history of such occurrences, you should consult a physician before playing ROXs. Discontinue use of ROXs and consult a physician if you experience headaches, blackouts, seizures, convulsion, eye or muscle twitching, loss of awareness, involuntary movement, or disorientation.

Keeping ROXs within acceptable temperatures
Operate and store ROXs in a place where the temperature is between 32º to 104º F (0º and 40º C). Low or high-temper-ature conditions might temporarily shorten battery life or cause ROXs to temporarily stop working properly. Avoid dramatic changes in temperature or humidity when using ROXs, as condensation may form on or within ROXs. Don't leave ROXs in your car, because temperatures in parked cars can exceed this range.

Use and Maintenance
WARNING: ROXs is not suitable for use by children under 5 years of age.
Never:
• Abuse, throw, drop, puncture, or violently kick ROXs. This can damage the product and compromise its safe operation.
• Step on ROXs. You could fall and injure yourself.
• Operate ROXs in dangerous, hazardous or public areas where use is not permied (high voltage power lines, train stations, airports, trains). Check whether use of ROXs is permitted before using it in public areas or public transport.
Always:
• Keep ROXs in sight at all times when operating it to avoid injuries or damages to people, animals or property.
• Use ROXs on suitable surfaces such as grass, carpet, wood floors and concrete.

Use and storage
• Do not use ROXs if its body has been broken and the battery's plastic cover has been cracked or compromised in any way.
• Do not expose the battery to excessive physical shock.
• Do not expose ROXs and its batteries to heat or dispose of a fire.
• Do not put the batteries in a microwave oven or in a pressurized container.
• Do not attempt to dismantle, pierce, distort or cut the ROXs body.
• Do not subject ROXs to large temperature variations. Do not place your ROXs near a source of heat.

Battery disposal
Discarding ROXs and its batteries in your general household waste can be harmful to the environment. Damaged or finished batteries must be disposed of in a container especially reserved for this purpose. When disposing of the battery, follow appropriate local guidelines and regulations.

Warranty
Limited Warranty to Original Purchaser
ROXs, as supplied and distributed by Core Supergoods UK ltd., and delivered new, in the original carton to the original customer purchaser, is warranted by Core Supergoods UK ltd. against manufacturing defects in materials and workmanship for a period of 1 year. Core Supergoods UK ltd. will repair or replace this product, at our option and at no charge with new or reconditioned parts, if found to be defective during the limited warranty period specified above.

If a defect arises:
Please contact us at support@a-champs.com to be provided with a Return Material Authorization Request (RMA) number. Provide this number with your package when shipping. We do not accept returns without the RMA number. Purchaser is responsible for all shipping costs.
Exclusions and Limitations
This warranty covers the normal and intended use of ROXs. It applies only to the hardware product "ROXs" manufactured by or for Core Supergoods UK ltd..
Core Supergoods UK ltd. does not warrant that the operation of ROXs will be uninterrupted or error-free. Core Supergoods UK ltd. is not responsible for damage arising from failure to follow instructions relating to ROXs use.

This warranty does not apply to:
a) Consumable parts, such as batteries, or protective coatings designed to diminish over time unless failure has occurred due to a defect in materials or workmanship;
b) Damage caused by use with non-ROXs products;
c) Damage caused by accidents, misuse, abuse, neglect, misapplication, fire, water, lightning or other acts of nature; incorrect electrical line voltage, fluctuations orsurges; damage caused by improper installation; product alteration or modification; improper or unauthorized repair; exterior finish or cosmetic damage;
d) Damage caused by operating ROXs outside the intended uses described by Core Supergoods UK ltd.;
e) Defects caused by normal wear and tear or otherwise due to the normal aging of ROXs.

THERE ARE NO EXPRESS WARRANTIES OTHER THAN THOSE LISTED AND DESCRIBED ABOVE, AND NO WARRANTIES WHETHER EXPRESS OR IMPLIED, INCLUDING, BUT NOT LIMITED TO, ANY IMPLIED WARRANTIES OF MERCHANTABILITY OR FITNESS FOR A PARTICULAR PURPOSE AND WARRANTIES AGAINST HIDDEN OR LATENT DEFECTS, SHALL APPLY AFTER THE EXPRESS WARRANTY PERIOD STATED ABOVE, AND NO OTHER EXPRESS WARRANTY OR GUARANTEE GIVEN BY ANY PERSON, FIRM OR CORPORATION WITH RESPECT TO THIS PRODUCT SHALL BE BINDING ON Core Supergoods UK ltd. EXCEPT AS PROVIDED IN THIS WARRANTY AND TO THE MAXIMUM EXTENT PERMITTED BY LAW, Core Supergoods UK ltd. IS NOT RESPONSIBLE FOR LOSS OF REVENUE OR PROFITS, FAILURE TO REALIZE SAVINGS OR OTHER BENEFITS, LOSS OF OPPORTUNITY, LOSS OF GOODWILL, LOSS OF REPUTATION, LOSS OF, DAMAGE TO, COMPROMISE OR CORRUPTION OF DATA, OR ANY OTHER SPECIAL, INCIDENTAL OR CONSEQUENTIAL DAMAGES CAUSED BY THE USE, MISUSE OR INABILITY TO USE THIS PRODUCT, OR ANY BREACH OF ANY WARRANTY OR CONDITION REGARDLESS OF THE LEGAL THEORY ON WHICH THE CLAIM IS BASED, AND EVEN IF Core Supergoods UK ltd. HAS BEEN ADVISED OF THE POSSIBILITY OF SUCH DAMAGES. NOR SHALL RECOVERY OF ANY KIND AGAINST Core Supergoods UK ltd. BE GREATER IN AMOUNT THAN THE PURCHASE PRICE OF ROXs. WITHOUT LIMITING THE FOREGOING, PURCHASER ASSUMES ALL RISK AND LIABILITY FOR LOSS, DAMAGE OR INJURY TO PURCHASER AND PURCHASER'S PROPERTY AND TO OTHERS AND THEIR PROPERTY ARISING OUT OF THE USE, MISUSE OR INABILITY TO USE THIS PRODUCT SOLD BY Core Supergoods UK ltd. NOT CAUSED DIRECTLY BY THE GROSS NEGLIGENCE OF Core Supergoods UK ltd.. THIS LIMITED WARRANTY SHALL NOT EXTEND TO ANYONE OTHER THAN THE ORIGINAL PURCHASER OF THIS PRODUCT, IS NONTRANSFERABLE AND STATES YOUR EXCLUSIVE REMEDY.

Some states do not allow limitations on how long an implied warranty lasts, or the exclusion or limitation of incidental or consequential damages, so the above limitations or exclusions may not apply to you. This warranty gives you specific legal rights and you may also have other rights, which vary from state to state.

Governing Law and Arbitration
This Limited Warranty shall be governed by the laws of the State of California without giving effect to any conflict of laws principles that may provide the application of the law of another jurisdiction. Any claim or dispute in connection with this Limited Warranty shall be resolved in a cost effective manner through binding non-appearance-based arbitration. The arbitration shall be initiated through an established alternative dispute resolution provider mutually agreed upon by the parties. The alternative dispute resolution provider and the parties must comply with the following rules:

a) The arbitration shall be conducted by telephone, online and/or be solely based on written submissions, the specific manner shall be chosen by the party initiating the arbitration;
b) The arbitration shall not involve any personal appearance by the parties or witnesses unless otherwise mutually agreed by the parties.
c) Any judgment on the award rendered by the arbitrator may be entered in any court of competent jurisdiction.

If the foregoing arbitration clause does not apply for any reason, you agree to submit to the personal jurisdiction of the state courts located within Los Angeles County, California and the federal courts in Los Angeles, California for the purpose of litigating all such claims or disputes, which courts shall have exclusive jurisdiction of such claims or disputes. Notwithstanding the foregoing, Core Supergoods UK ltd. may seek injunctive or other equitable relief to protect its intellectual property rights in any court of competent jurisdiction.

Changes to this Product Information Guide
The explanations and specifications in this guide are given for information only and may be modified at any time without prior notice. The latest version of this guide will be available from our website at www.playroxs.com/manual. The explanations and specifications contained in this guide are correct at the time of printing. Core Supergoods UK ltd. reserves the right to amend or improve the product design or user guide without any restrictions and without any obligation to notify users. As part of our ongoing effort to upgrade and improve our products, the product that you have purchased may therefore differ slightly from the model described in this guide.

End of Life Product Disposal
At the end of this product's life, please do not dispose of this product in your general household waste. Instead, in order to prevent possible harm to the environment or human health from uncontrolled waste disposal, please dispose of this product separately in accordance with your local laws and regulation. For more information on the separate collection systems for waste electrical and electronic equipment that are available for consumers, near your home, free of charge, please contact your local municipality authority. You can also contact the retailer from which you purchased your ROXs – they might have put in place recycling services or he may be part of a specific recycling program.

This product will be then treated in an environmentally sound manner at a licensed recycling plant and its components will be recovered, recycled or reused in the most efficient manner, in compliance with the requirements of the Directive on Waste Electrical and Electronic Equipment (2002/96/EC) of 27 January 2003 (as subsequently amended or replaced).

IMPORTANT!
Any changes or modifications not expressly approved by the party responsible for compliance could void the user's authority to operate this equipment.

WEEE
This symbol on the product or on its packaging indicates that this product must not be disposed of with your other household waste. Instead, it is your responsibility to dispose of your waste equipment by handing it over to a designed collection point for the recycling of waste electrical and electronic equipment.
The separate collection and recycling of your waste equipment at the time of disposal will help to conserve natural resources and ensure that it is recycled in a manner that protects human health and the environment. For more information about where you can drop off your waste equipment for recycling, please contact your local city office, your household waste disposal service, or the shop where you purchased the product.

Registered Trademarks
A-Champs, the A-Champs logo, ROXs, and the ROXs logo are registered trademarks of Core Supergoods UK Ltd.

ROXs - active gaming console
Model: ACRXC, ACRXR, ACRX01, ACRX02, ACRX03, ACRX04, ACRX05, ACRX06.
Interactive Children's Toy.
Made in China
FCC ID: 2AJUQACRXC, FCC ID: 2AJUQACRXR
Serial number: S1610ACRXC, S1610ACRXR

This device complies with Part 15 of the FCC Rules. Operation is subject to the following two conditions:

(1) this device may not cause harmful interference, and
(2) this device must accept any interference received, including interference that may cause undesired operation.

Note: This product has been tested and found to comply with the limits for a Class B digital device, pursuant to Part 15 of the FCC Rules. These limits are designed to provide reasonable protection against harmful interference in a residential installation. This product generates, uses, and can radiate radio frequency energy and, if not installed and used in accordance with the instructions, may cause harmful interference to radio communications. However, there is no guarantee that interference will not occur in a particular installation. If this product does cause harmful interference to radio or television reception, which can be determined by turning the equipment off and on, the user is encouraged to try to correct the interference by one or more of the following measures:
—Reorient or relocate the receiving antenna.
—Increase the separation between the equipment and receiver.
—Connect the equipment into an outlet on a circuit different from that to which the receiver is connected.
—Consult the dealer or an experienced radio/TV technician for help.

This product generates, uses and can radiate radio frequency energy and if not installed and used in accordance with the instructions, may cause harmful interference to radio communications. However, there is no guarantee that interference will not occur ina particular installation.

Please take note that changes or modification not expressly approved by the party responsible for compliance could void the user's authority to operate the equipment.

Warning! Not suitable for children under 36 months. Long Strap, Risk of Strangulation.

Manufactured for:
Core Supergoods UK ltd.
925 Finchley Road, London, NW11 7PE, UK

Manufactured by:
SKY worldwide export ltd.
805-6 Prosperity Millennia Plaza, North Point, Hong Kong

V19

Copyright © 2017 Core Supergoods UK Ltd.. All rights reserved.

www.playroxs.com

Core Supergoods ltd.
925 Finchley Road
London
NW11 7PE
Email: info@a-champs.com

Copyright © 2017 Core Supergoods UK Ltd.. All rights reserved.