TEST REPORT

Applicant:	SIMCom Wireless Solutions Limited
Address:	SIMCom Headquarters Building, Building 3, No.289 Linhong Road, Changning District, Shanghai, China
Equipment Type:	SIMCom LTE Cat6 Module
Model Name:	SIM7906G-M2
Brand Name:	SIMCom
FCC ID:	2AJYU-8XM0004
Test Standard:	47 CFR Part 2 (Others refer to chapter 3.1)
Sample Arrival Date:	Sep. 21, 2022
Test Date:	Sep. 21, 2022 - Oct. 26, 2022
Date of Issue:	Feb. 10, 2023

ISSUED BY:

Shenzhen BALUN Technology Co., Ltd.

Tested by: Zhong Weiqiang **Checked by:** Wu Huihui **Approved by:** Wei Yanquan (Chief Engineer)

Revision History

Version	Issue Date	Revisions Content
Rev. 01	Feb. 10, 2023	Initial Issue

TABLE OF CONTENTS

1 GENERAL INFORMATION 4
1.1 Test Laboratory 4
1.2 Test Location 4
2 PRODUCT INFORMATION 5
2.1 Applicant Information 5
2.2 Manufacturer Information 5
2.3 Factory Information 5
2.4 General Description for Equipment under Test (EUT) 5
2.5 Technical Information 6
3 SUMMARY OF TEST RESULTS 10
3.1 Test Standards 10
3.2 Test Verdict 11
4 GENERAL TEST CONFIGURATIONS 13
4.1 Test Environments 13
4.2 Test Equipment List 13
4.3 Test Configurations 15
4.4 Test Setup 27
5 TEST ITEMS 30
5.1 Transmitter Radiated Power (EIRP/ERP) 30
5.2 Peak to Average Ratio 34
5.3 Occupied Bandwidth 36
5.4 Frequency Stability 38
5.5 Spurious Emission at Antenna Terminals 40
5.6 Band Edge 45
5.7 Field Strength of Spurious Radiation 50

ANNEX A TEST RESULTS 55
A.1 Transmitter Radiated Power (EIRP/ERP) 55
A.2 Peak to Average Ratio 146
A.3 Occupied Bandwidth 152
A.4 Frequency Stability 170
A.5 Spurious Emission at Antenna Terminals 194
A.6 Band Edge 210
A.7 Field Strength of Spurious Radiation 233
ANNEX B TEST SETUP PHOTOS 237
ANNEX C EUT EXTERNAL PHOTOS 237
ANNEX D EUT INTERNAL PHOTOS 237

1 GENERAL INFORMATION

1.1 Test Laboratory

Name	Shenzhen BALUN Technology Co., Ltd.
Address	Block B, 1/F, Baisha Science and Technology Park, Shahe Xi Road, Nanshan District, Shenzhen, Guangdong Province, P. R. China
Phone Number	+86 755 6685 0100

1.2 Test Location

Name	Shenzhen BALUN Technology Co., Ltd.
Location	☑ Block B, 1/F, Baisha Science and Technology Park, Shahe Xi Road, Nanshan District, Shenzhen, Guangdong Province, P. R. China
	☐ 1/F, Building B, Ganghongji High-tech Intelligent Industrial Park, No. 1008, Songbai Road, Yangguang Community, Xili Sub-district, Nanshan District, Shenzhen, Guangdong Province, P. R. China
Accreditation Certificate	The laboratory is a testing organization accredited by FCC as a accredited testing laboratory. The designation number is CN1196.

2 PRODUCT INFORMATION

2.1 Applicant Information

Applicant	SIMCom Wireless Solutions Limited
Address	SIMCom Headquarters Building, Building 3, No.289 Linhong Road, Changning District, Shanghai, China

2.2 Manufacturer Information

Manufacturer	SIMCom Wireless Solutions Limited
Address	SIMCom Headquarters Building, Building 3, No.289 Linhong Road, Changning District, Shanghai, China

2.3 Factory Information

Factory	N/A
Address	N/A

2.4 General Description for Equipment under Test (EUT)

EUT Name	SIMCom LTE Cat6 Module
Model Name Under Test	SIM7906G-M2
Series Model Name	N/A
Description of Model name differentiation	N/A
Hardware Version	V1.0.01
Software Version	2110B01X12M22A-M2
Dimensions (Approx.)	N/A
Weight (Approx.)	N/A

2.5 Technical Information

Note: The information provided by the applicant, except for The Max RF Output Power (EIRP/ERP).

All Network and Wireless connectivity for EUT	3G Network WCDMA/HSDPA/HSUPA Band 2/4/5 4G Network FDD LTE Band 2/4/5/7/12/13/14/17/18/19/25/26/30/66 TDD LTE Band 38/40/41/48 GPS, GLONASS, BeiDou, Galileo
About the Product	The equipment is SIMCom LTE Cat12 Module, intended for used with information technology equipment.

The requirement for the following technical information of the EUT was tested in this report:

Operating Bands	WCDMA/HSDPA/HSUPA/HSPA Band 2/4/5 FDD LTE Band 2/4/5/7/12/13/14/17/18/19/25/26/30/66 TDD LTE Band 38/40/41/48	
Modulation Type	WCDMA	QPSK
	HSDPA /HSUPA	QPSK
		16QAM
	LTE	QPSK
		16QAM
TX Frequency Range	WCDMA/HSDPA/HSUPA Band 2: 1850 MHz ~ 1910 MHz WCDMA/HSDPA/HSUPA Band 4: 1710 MHz ~ 1755 MHz WCDMA/HSDPA/HSUPA Band 5: 824 MHz ~ 849 MHz FDD LTE Band 2: 1850 MHz ~ 1910 MHz FDD LTE Band 4: 1710 MHz ~ 1755 MHz FDD LTE Band 5: 824 MHz ~ 849 MHz FDD LTE Band 7: 2500 MHz ~ 2570 MHz FDD LTE Band 12: 699 MHz ~ 716 MHz FDD LTE Band 13: 777 MHz ~ 787 MHz FDD LTE Band 14: 788 MHz ~ 798 MHz FDD LTE Band 17: 704 MHz ~ 716 MHz FDD LTE Band 18 Note 3: 815 MHz ~ 824 MHz&824 MHz ~ 830 MHz FDD LTE Band 19: 830 MHz ~ 845 MHz FDD LTE Band 25: 1850 MHz ~ 1915 MHz FDD LTE Band 26 Note 3: 814 MHz ~ 824 MHz&824 MHz ~ 849 MHz FDD LTE Band 30: 2305 MHz ~ 2315 MHz FDD LTE Band 66: 1710 MHz ~ 1780 MHz FDD LTE Band 38: 2570 MHz ~ 2620 MHz FDD LTE Band 40: 2305 MHz ~ 2315 MHz&2350 MHz ~ 2360 MHz FDD LTE Band 41: 2496 MHz ~ 2690 MHz FDD LTE Band 48: 3550 MHz ~ 3700 MHz	
Rx Frequency Range	WCDMA/HSDPA/HSUPA Band 2: 1930 MHz ~ 1990 MHz WCDMA/HSDPA/HSUPA Band 4: 2110 MHz ~ 2155 MHz WCDMA/HSDPA/HSUPA Band 5: 869 MHz ~ 894 MHz	

	FDD LTE Band 2: 1930 MHz ~ 1990 MHz FDD LTE Band 4: 2110 MHz ~ 2155 MHz FDD LTE Band 5: 869 MHz ~ 894 MHz FDD LTE Band 7: 2620 MHz ~ 2690 MHz FDD LTE Band 12: 729 MHz ~ 746 MHz FDD LTE Band 13: 746 MHz ~ 756 MHz FDD LTE Band 14: 758 MHz ~ 768 MHz FDD LTE Band 17: 734 MHz ~ 746 MHz FDD LTE Band 18 Note 3: 860 MHz ~ 869 MHz&869 MHz ~ 875 MHz FDD LTE Band 19: 875 MHz ~ 890 MHz FDD LTE Band 25: 1930 MHz ~ 1995 MHz FDD LTE Band 26 Note 3: 859 MHz ~ 869 MHz&869 MHz ~ 894 MHz FDD LTE Band 30: 2350 MHz ~ 2360 MHz FDD LTE Band 66: 2110 MHz ~ 2180 MHz FDD LTE Band 38: 2570 MHz ~ 2620 MHz FDD LTE Band 40: 2305 MHz ~ 2315 MHz&2350 MHz ~ 2360 MHz FDD LTE Band 41: 2496 MHz ~ 2690 MHz FDD LTE Band 48: 3550 MHz ~ 3700 MHz
Power Class	WCDMA/HSDPA/HSUPA Band 2: 3 WCDMA/HSDPA/HSUPA Band 4: 3 WCDMA/HSDPA/HSUPA Band 5: 3 FDD LTE Band 2: 3 FDD LTE Band 4: 3 FDD LTE Band 5: 3 FDD LTE Band 7: 3 FDD LTE Band 12: 3 FDD LTE Band 13: 3 FDD LTE Band 14: 3 FDD LTE Band 17: 3 FDD LTE Band 18: 3 FDD LTE Band 19: 3 FDD LTE Band 25: 3 FDD LTE Band 26: 3 FDD LTE Band 30: 3 FDD LTE Band 66: 3 FDD LTE Band 38: 3 FDD LTE Band 40: 3 FDD LTE Band 41: 3 FDD LTE Band 48: 3
Antenna Type	Rubber Duck Antenna
Antenna Gain	WCDMA/HSDPA/HSUPA Band 2: 1.5 dB WCDMA/HSDPA/HSUPA Band 4: 1.5 dBi WCDMA/HSDPA/HSUPA Band 5: 0.5 dBi FDD LTE Band 2: 1.5 dBi

	FDD LTE Band 4: 1.5 dBi FDD LTE Band 5: 0.5 dBi FDD LTE Band 7: 1.0 dBi FDD LTE Band 12: 0.0 dBi FDD LTE Band 13: 0.0 dBi FDD LTE Band 14: 0.0 dBi FDD LTE Band 17: 0.0 dBi FDD LTE Band 18: 0.5 dBi FDD LTE Band 19: 0.5 dBi FDD LTE Band 25: 1.5 dBi FDD LTE Band 26: 0.5 dBi FDD LTE Band 30: 1.0 dBi FDD LTE Band 66: 1.5 dBi FDD LTE Band 38: 1.0 dBi FDD LTE Band 40: 1.0 dBi FDD LTE Band 41: 1.0 dBi FDD LTE Band 48: 1.0 dBi
The Max RF Output Power (EIRP/ERP)	WCDMA/HSDPA/HSUPA Band 2: 23.99 dBm WCDMA/HSDPA/HSUPA Band 4: 24.05 dBm WCDMA/HSDPA/HSUPA Band 5: 21.11 dBm FDD LTE Band 2: 24.29 dBm FDD LTE Band 4: 24.31 dBm FDD LTE Band 5: 22.02 dBm FDD LTE Band 7: 23.57 dBm FDD LTE Band 12: 21.36 dBm FDD LTE Band 13: 21.14 dBm FDD LTE Band 14: 21.45 dBm FDD LTE Band 17: 21.41 dBm FDD LTE Band 18(824-830 MHz): 22.25 dBm FDD LTE Band 18(815-824 MHz): 22.23 dBm FDD LTE Band 19: 22.33 dBm FDD LTE Band 25: 24.40 dBm FDD LTE Band 26(824-849 MHz): 22.20 dBm FDD LTE Band 26(814-824 MHz): 22.13 dBm FDD LTE Band 30: 23.66 dBm FDD LTE Band 66: 24.16 dBm FDD LTE Band 38: 24.16 dBm FDD LTE Band 40(2305-2315 MHz): 23.58 dBm FDD LTE Band 40(2350-2360 MHz): 23.52 dBm FDD LTE Band 41: 24.47 dBm FDD LTE Band 48: 22.84 dBm

Note 1: The EUT information are declared by manufacturer. For more detailed features description, please refer to the manufacturer's specifications or user's manual.

Note 2: LTE Band18 (815-824MHz & 860-869MHz) and Band26 (814-824MHz & 859-869MHz) are only applicable in the United States.

3 SUMMARY OF TEST RESULTS

3.1 Test Standards

No.	Identity	Document Title
1	47 CFR Part 2	Frequency Allocations and Radio Treaty Matters; General Rules and Regulations
2	47 CFR Part 22 Subpart H	Cellular Radiotelephone Service
3	47 CFR Part 24 Subpart E	Broadband PCS
4	47 CFR Part 27	Miscellaneous Wireless Communications Services
5	47 CFR Part 90 Subpart S	Regulations Governing Licensing and Use of Frequencies in the 806-824, 851-869, 896-901, and 935-940 MHz Bands
6	47 CFR Part 90 Subpart R	Regulations Governing Licensing and Use of Frequencies in the 758-775 and 788-805 MHz Bands
7	47 CFR Part 96	CITIZENS BROADBAND RADIO SERVICE
8	WINNF-TS-0122 Version V1.0.2	Test and Certification for Citizens Broadband Radio Service (CBRS); Conformance and Performance Test Technical Specification; CBSD/DP as Unit Under Test (UUT)
9	ANSI/TIA-603-E-2016	Land Mobile FM or PM Communications Equipment Measurement and Performance Standards
10	KDB 971168 D01 v03	Measurement Guidance for Certification of Licensed Digital Transmitters

3.2 Test Verdict

No.	Test Description	FCC Part No.	Test Result	Test Verdict
1	Conducted RF Output Power	2.1046	Reporting only (ANNEX A.1)	Pass
2	Effective (Isotropic) Radiated Power	2.1046 22.913 24.232 27.50 90.635(b) 90.542(a) 96.41(b)	ANNEX A.1	Pass
3	Peak to Average Radio	2.1046 24.232(d) 27.50(d)	ANNEX A.2	Pass
4	Occupied Bandwidth	2.1049 22.917 24.238 27.53 90.209	ANNEX A.3	Pass
5	Frequency Stability	2.1055 22.355 24.235 27.54 90.213	ANNEX A.4	Pass
6	Spurious Emission at Antenna Terminals	2.1051 22.917 24.238 27.53 90.691 90.543 96.41(e)	ANNEX A.5	Pass
7	Band Edge	2.1051 22.917 24.238 27.53 90.691 90.543 96.41(e)	ANNEX A.6	Pass
8	Field Strength of Spurious Radiation	2.1053 22.917 24.238 27.53	ANNEX A.7	Pass

No.	Test Description	FCC Part No.	Test Result	Test Verdict
		90.691 90.543 96.41(e)		

Note: Compared with the EUT of test report BL-SZ2290772-501, the EUT of this report replace the:

1. With different model name, EUT name and FCC ID.
2. SW version changed only to distinguish the variant.
3. Adding software and hardware versions.

Therefore, so all test data originate from the report BL-SZ2290772-501, which was issued by Shenzhen BALUN Technology Co., Ltd. on Dec. 19, 2022.

4 GENERAL TEST CONFIGURATIONS

4.1 Test Environments

During the measurement, the environmental conditions were within the listed ranges:

Relative Humidity		20% to 75%
Atmospheric Pressure		98 kPa to 102 kPa
Test Voltage of the EUT	NV (Normal Voltage)	3.300 V
	LV (Low Voltage)	3.135 V
	HV (High Voltage)	4.400 V
Test Temperature of the EUT	NT (Normal Temperature)	15 °C to 35 °C
	LT (Low Temperature)	-30 °C
	HT (High Temperature)	+70 °C

4.2 Test Equipment List

Description	Manufacturer	Model	Serial No.	Version	Cal. Date	Cal. Due
2/3/4/5G RF Test System						
BL410 Test Software	BALUN	BL410R	N/A	2.1.1.496	N/A	N/A
Temperature Chamber	AHK	SP20	1412	N/A	2021.11.30	2022.11.29
Wideband Radio Communication Tester	R&S	CMW 500	167190	V4.0.60	2022.05.19	2023.05.18
Wideband Radio Communication Tester	R&S	CMW 500	102318	V3.2.71	2022.05.19	2023.05.18
Spectrum Analyzer	keysight	N9020A	MY50531628	A.16.09	2022.05.23	2023.05.22
Spectrum Analyzer	R&S	FSV40	101544	2.30.SP4	2022.01.04	2023.01.03
DC Power Supply	ITECH	IT6863A	800014020757120005	N/A	2022.09.09	2023.09.08
Radiated Test System						
Radiated Test System Test Software	BALUN	BL410-E	N/A	V19.918	N/A	N/A
Wideband Radio Communication Tester	R&S	CMW 500	167190	V4.0.60	2022.05.19	2023.05.18

Wideband Radio Communication Tester	R&S	CMW 500	102318	V3.2.71	2022.05.19	2023.05.18
Spectrum Analyzer	R&S	FSV40	101544	2.30.SP4	2022.01.04	2023.01.03
Test Antenna-Bi-Log(30 MHz-3 GHz)	Schwarzbeck	VULB 9163	9163-624	N/A	2021.08.20	2024.08.19
Test Antenna-Horn(1-18 GHz)	Schwarzbeck	BBHA 9120D	9120D-1917	N/A	2022.06.09	2025.06.08
Test Antenna-Horn(18-40 GHz)	A-INFO	LB-180400KF	J211060273	N/A	2021.01.04	2023.01.03
Anechoic Chamber	YIHENG	9m*6m*6m	#3	N/A	2022.02.09	2024.09.03
EMI Receiver	Keysight	N9038A	MY53220118	A.14.16	2022.09.08	2023.09.07

4.3 Test Configurations

Test Items	Test Mode	Test Channel		
		LCH	MCH	HCH
Effective (Isotropic) Radiated Power	WCDMA Band 2	v	v	v
	WCDMA Band 4	v	v	v
	WCDMA Band 5	v	v	v
	HSDPA Band 2	v	v	v
	HSDPA Band 4	v	v	v
	HSDPA Band 5	v	v	v
	HSUPA Band 2	v	v	v
	HSUPA Band 4	v	v	v
	HSUPA Band 5	v	v	v
Peak to Average Ratio	WCDMA Band 2	v	v	v
	WCDMA Band 4	v	v	v
	WCDMA Band 5	v	v	v
Occupied Bandwidth	WCDMA Band 2	v	v	v
	WCDMA Band 4	v	v	v
	WCDMA Band 5	v	v	v
Frequency Stability	WCDMA Band 2	v	v	v
	WCDMA Band 4	v	v	v
	WCDMA Band 5	v	v	v
Spurious Emission at Antenna Terminals	WCDMA Band 2	v	v	v
	WCDMA Band 4	v	v	v
	WCDMA Band 5	v	v	v
Band Edge	WCDMA Band 2	v	--	v
	WCDMA Band 4	v	--	v
	WCDMA Band 5	v	--	v
Field Strength of Spurious Radiation	WCDMA Band 2	v	v	v
	WCDMA Band 4	v	v	v
	WCDMA Band 5	v	v	v
Note 1: The mark “v” means that this configuration is chosen for testing.				

Test Mode	UL Channel	UL Channel No.	UL Frequency (MHz)
WCDMA Band 2	Low Channel	9262	1852.4
	Middle Channel	9400	1880.0
	High Channel	9538	1907.6
WCDMA Band 4	Low Channel	1312	1712.4
	Middle Channel	1412	1732.4
	High Channel	1513	1752.6
WCDMA Band 5	Low Channel	4132	826.4
	Middle Channel	4182	836.4
	High Channel	4233	846.6

LTE Band	Bandwidth (MHz)						Modulation Type		RB#			Test Channel		
	1.4	3	5	10	15	20	QPSK	16-QAM	1	Half	Full	LCH	MCH	HCH
Effective (Isotropic) Radiated Power														
2	v	v	v	v	v	v	v	v	v	v	v	v	v	v
4	v	v	v	v	v	v	v	v	v	v	v	v	v	v
5	v	v	v	v	n	n	v	v	v	v	v	v	v	v
7	n	n	v	v	v	v	v	v	v	v	v	v	v	v
12	v	v	v	v	n	n	v	v	v	v	v	v	v	v
13	n	n	v	v	n	n	v	v	v	v	v	v	v	v
14	n	n	v	v	n	n	v	v	v	v	v	v	v	v
17	n	n	v	v	n	n	v	v	v	v	v	v	v	v
18(824-830MHz)	n	n	v	--	--	n	v	v	v	v	v	v	v	v
18(815-824MHz)	n	n	v	--	--	n	v	v	v	v	v	v	v	v
19	n	n	v	v	v	n	v	v	v	v	v	v	v	v
25	v	v	v	v	v	v	v	v	v	v	v	v	v	v
26(824-849MHz)	v	v	v	v	v	n	v	v	v	v	v	v	v	v
26(814-824MHz)	v	v	v	v	--	n	v	v	v	v	v	v	v	v
30	n	n	v	v	n	n	v	v	v	v	v	v	v	v
66	v	v	v	v	v	v	v	v	v	v	v	v	v	v
38	n	n	v	v	v	v	v	v	v	v	v	v	v	v
40 (2305~2315 MHz)	n	n	v	v	--	--	v	v	v	v	v	v	v	v
40 (2350~2360 MHz)	n	n	v	v	--	--	v	v	v	v	v	v	v	v
41	n	n	v	v	v	v	v	v	v	v	v	v	v	v
48	n	n	v	v	v	v	v	v	v	v	v	v	v	v
Peak to Average Ratio														
2	--	--	--	--	--	v	v	v	v	--	v	v	v	v
4	--	--	--	--	--	v	v	v	v	--	v	v	v	v
5	--	--	--	v	n	n	v	v	v	--	v	v	v	v
7	n	n	--	--	--	v	v	v	v	--	v	v	v	v
12	--	--	--	v	n	n	v	v	v	--	v	v	v	v
13	n	n	--	v	n	n	v	v	v	--	v	--	v	--
14	n	n	--	v	n	n	v	v	v	--	v	--	v	--
17	n	n	--	v	n	n	v	v	v	--	v	v	v	v
18(824-830MHz)	n	n	v	--	--	n	v	v	v	--	v	v	v	v
18(815-824MHz)	n	n	v	--	--	n	v	v	v	--	v	v	v	v
19	n	n	--	--	v	n	v	v	v	--	v	--	v	--
25	--	--	--	--	--	v	v	v	v	--	v	v	v	v
26(824-849MHz)	--	--	--	--	v	n	v	v	v	--	v	v	v	v
26(814-824MHz)	--	--	--	v	--	n	v	v	v	--	v	--	v	--
30	n	n	--	v	n	n	v	v	v	--	v	--	v	--

LTE Band	Bandwidth (MHz)						Modulation Type		RB#			Test Channel		
	1.4	3	5	10	15	20	QPSK	16-QAM	1	Half	Full	LCH	MCH	HCH
66	--	--	--	--	--	v	v	v	v	--	v	v	v	v
38	n	n	--	--	--	v	v	v	v	--	v	v	v	v
40 (2305~2315 MHz)	n	n	--	v	--	--	v	v	v	--	v	--	v	--
40 (2350~2360 MHz)	n	n	--	v	--	--	v	v	v	--	v	--	v	--
41	n	n	--	--	--	v	v	v	v	--	v	v	v	v
48	n	n	v	v	v	v	v	v	v	--	v	v	v	v
Occupied Bandwidth														
2	v	v	v	v	v	v	v	v	--	--	v	v	v	v
4	v	v	v	v	v	v	v	v	--	--	v	v	v	v
5	v	v	v	v	n	n	v	v	--	--	v	v	v	v
7	n	n	v	v	v	v	v	v	--	--	v	v	v	v
12	v	v	v	v	n	n	v	v	--	--	v	v	v	v
13	n	n	v	v	n	n	v	v	--	--	v	v	v	v
14	n	n	v	v	n	n	v	v	--	--	v	v	v	v
17	n	n	v	v	n	n	v	v	--	--	v	v	v	v
18(824-830MHz)	n	n	v	--	--	n	v	v	--	--	v	v	v	v
18(815-824MHz)	n	n	v	--	--	n	v	v	--	--	v	v	v	v
19	n	n	v	v	v	n	n	v	--	--	v	v	v	v
25	v	v	v	v	v	v	v	v	--	--	v	v	v	v
26(824-849MHz)	v	v	v	v	v	n	v	v	--	--	v	v	v	v
26(814-824MHz)	v	v	v	v	--	n	v	v	--	--	v	v	v	v
30	n	n	v	v	n	n	v	v	--	--	v	v	v	v
66	v	v	v	v	v	v	v	v	--	--	v	v	v	v
38	n	n	v	v	v	v	v	v	--	--	v	v	v	v
40 (2305~2315 MHz)	n	n	v	v	--	--	v	v	--	--	v	v	v	v
40 (2350~2360 MHz)	n	n	v	v	--	--	v	v	--	--	v	v	v	v
41	n	n	v	v	v	v	v	v	--	--	v	v	v	v
48	n	n	v	v	v	v	v	v	--	--	v	v	v	v
Frequency Stability														
2	--	--	--	v	--	--	v	v	--	--	v	--	v	--
4	--	--	--	v	--	--	v	v	--	--	v	--	v	--
5	--	--	--	v	n	n	v	v	--	--	v	--	v	--
7	n	n	--	v	--	--	v	v	--	--	v	--	v	--
12	--	--	--	v	n	n	v	v	--	--	v	--	v	--
13	n	n	--	v	n	n	v	v	--	--	v	--	v	--
14	n	n	--	v	n	n	v	v	--	--	v	--	v	--
17	n	n	--	v	n	n	v	v	--	--	v	--	v	--

LTE Band	Bandwidth (MHz)						Modulation Type		RB#			Test Channel		
	1.4	3	5	10	15	20	QPSK	16-QAM	1	Half	Full	LCH	MCH	HCH
18(824-830MHz)	n	n	v	--	--	n	v	v	--	--	v	--	v	--
18(815-824MHz)	n	n	v	--	--	n	v	v	--	--	v	--	v	--
19	n	n	--	v	--	n	v	v	--	--	v	--	v	--
25	--	--	--	v	--	--	v	v	--	--	v	--	v	--
26(824-849MHz)	--	--	--	v	--	n	v	v	--	--	v	--	v	--
26(814-824MHz)	--	--	--	v	--	n	v	v	--	--	v	--	v	--
30	n	n	--	v	n	n	v	v	--	--	v	--	v	--
66	--	--	--	v	--	--	v	v	--	--	v	--	v	--
38	n	n	--	v	--	--	v	v	--	--	v	--	v	--
40 (2305~2315 MHz)	n	n	--	v	--	--	v	v	--	--	v	--	v	--
40 (2350~2360 MHz)	n	n	--	v	--	--	v	v	--	--	v	--	v	--
41	n	n	--	v	--	--	v	v	--	--	v	--	v	--
48	n	n	--	v	--	--	v	v	--	--	v	--	v	--
Spurious Emission at Antenna Terminals														
2	v	v	v	v	v	v	v	v	v	--	--	v	v	v
4	v	v	v	v	v	v	v	v	v	--	--	v	v	v
5	v	v	v	v	n	n	v	v	v	--	--	v	v	v
7	n	n	v	v	v	v	v	v	v	--	--	v	v	v
12	v	v	v	v	n	n	v	v	v	--	--	v	v	v
13	n	n	v	v	n	n	v	v	v	--	--	v	v	v
14	n	n	v	v	n	n	v	v	v	--	--	v	v	v
17	n	n	v	v	n	n	v	v	v	--	--	v	v	v
18(824-830MHz)	n	n	v	--	--	n	v	v	v	--	--	v	v	v
18(815-824MHz)	n	n	v	--	--	n	v	v	v	--	--	v	v	v
19	n	n	v	v	v	n	v	v	v	--	--	v	v	v
25	v	v	v	v	v	v	v	v	v	--	--	v	v	v
26(824-849MHz)	v	v	v	v	v	n	v	v	v	--	--	v	v	v
26(814-824MHz)	v	v	v	v	--	n	v	v	v	--	--	v	v	v
30	n	n	v	v	n	n	v	v	v	--	--	v	v	v
66	v	v	v	v	v	v	v	v	v	--	--	v	v	v
38	n	n	v	v	v	v	v	v	v	--	--	v	v	v
40 (2305~2315 MHz)	n	n	v	v	--	--	v	v	v	--	--	v	v	v
40 (2350~2360 MHz)	n	n	v	v	--	--	v	v	v	--	--	v	v	v
41	n	n	v	v	v	v	v	v	v	--	--	v	v	v
48	n	n	v	v	v	v	v	v	v	--	--	v	v	v
Band Edge														
2	v	v	v	v	v	v	v	v	v	--	v	v	--	v

LTE Band	Bandwidth (MHz)						Modulation Type		RB#			Test Channel		
	1.4	3	5	10	15	20	QPSK	16-QAM	1	Half	Full	LCH	MCH	HCH
4	v	v	v	v	v	v	v	v	v	--	v	v	--	v
5	v	v	v	v	n	n	v	v	v	--	v	v	--	v
7	n	n	v	v	v	v	v	v	v	--	v	v	--	v
12	v	v	v	v	n	n	v	v	v	--	v	v	--	v
13	n	n	v	v	n	n	v	v	v	--	v	v	--	v
14	n	n	v	v	n	n	v	v	v	--	v	v	--	v
17	n	n	v	v	n	n	v	v	v	--	v	v	--	v
18(824-830MHz)	n	n	v	--	--	n	v	v	v	--	v	v	--	v
18(815-824MHz)	n	n	v	--	--	n	v	v	v	--	v	v	--	v
19	n	n	v	v	v	n	v	v	v	--	v	v	--	v
25	v	v	v	v	v	v	v	v	v	--	v	v	--	v
26(824-849MHz)	v	v	v	v	v	n	v	v	v	--	v	v	--	v
26(814-824MHz)	v	v	v	v	--	n	v	v	v	--	v	v	--	v
30	n	n	v	v	n	n	v	v	v	--	v	v	--	v
66	v	v	v	v	v	v	v	v	v	--	v	v	--	v
38	n	n	v	v	v	v	v	v	v	--	v	v	--	v
40 (2305~2315 MHz)	n	n	v	v	--	--	v	v	v	--	v	v	--	v
40 (2350~2360 MHz)	n	n	v	v	--	--	v	v	v	--	v	v	--	v
41	n	n	v	v	v	v	v	v	v	--	v	v	--	v
48	n	n	v	v	v	v	v	v	v	--	v	v	--	v
Field Strength of Spurious Radiation														
2	v	v	v	v	v	v	v	--	v	--	--	--	v	--
4	v	v	v	v	v	v	v	--	v	--	--	--	v	--
5	v	v	v	v	n	n	v	--	v	--	--	--	v	--
7	n	n	v	v	v	v	v	--	v	--	--	--	v	--
12	v	v	v	v	n	n	v	--	v	--	--	--	v	--
13	n	n	v	v	n	n	v	--	v	--	--	--	v	--
14	n	n	v	v	n	n	v	--	v	--	--	--	v	--
17	n	n	v	v	n	n	v	--	v	--	--	--	v	--
18(824-830MHz)	n	n	v	--	--	n	v	--	v	--	--	--	v	--
18(815-824MHz)	n	n	v	--	--	n	v	--	v	--	--	--	v	--
19	n	n	v	v	v	n	v	--	v	--	--	--	v	--
25	v	v	v	v	v	v	v	--	v	--	--	--	v	--
26(824-849MHz)	v	v	v	v	v	n	v	--	v	--	--	--	v	--
26(814-824MHz)	v	v	v	v	--	n	v	--	v	--	--	--	v	--
30	n	n	v	v	n	n	v	--	v	--	--	--	v	--
66	v	v	v	v	v	v	v	--	v	--	--	--	v	--
38	n	n	v	v	v	v	v	--	v	--	--	--	v	--
40	n	n	v	v	--	--	v	--	v	--	--	--	v	--

LTE Band	Bandwidth (MHz)						Modulation Type		RB#			Test Channel		
	1.4	3	5	10	15	20	QPSK	16-QAM	1	Half	Full	LCH	MCH	HCH
(2305~2315 MHz)														
40 (2350~2360 MHz)	n	n	v	v	--	--	v	--	v	--	--	--	v	--
41	n	n	v	v	v	v	v	--	v	--	--	--	v	--
48	n	n	v	v	v	v	v	--	v	--	--	--	v	--
Note 1: The mark “v” means that this configuration is chosen for testing. Note 2: The mark “n” means that this bandwidth is not supported.														

Test Mode	UL Channel	Channel Bandwidth (MHz)	UL Channel No.	UL Frequency (MHz)
LTE Band 2	Low Range	1.4	18607	1850.7
		3	18615	1851.5
		5	18625	1852.5
		10	18650	1855
		15	18675	1857.5
		20	18700	1860
	Middle Range	1.4/3/5/10/15/20	18900	1880
	High Range	1.4	19193	1909.3
		3	19185	1908.5
		5	19175	1907.5
		10	19150	1905
		15	19125	1902.5
		20	19100	1900
LTE Band 4	Low Range	1.4	19957	1710.7
		3	19965	1711.5
		5	19975	1712.5
		10	20000	1715
		15	20025	1717.5
		20	20050	1720
	Middle Range	1.4/3/5/10/15/20	20175	1732.5
	High Range	1.4	20393	1754.3
		3	20385	1753.5
		5	20375	1752.5
		10	20350	1750
		15	20325	1747.5
		20	20300	1745
LTE Band 5	Low Range	1.4	20407	824.7
		3	20415	825.5
		5	20425	826.5
		10	20450	829
	Middle Range	1.4/3/5/10	20525	836.5
	High Range	1.4	20643	848.3
		3	20635	847.5
		5	20625	846.5
		10	20600	844
LTE Band 7	Low Range	5	20775	2502.5
		10	20800	2505
		15	20825	2507.5
		20	20850	2510
	Middle Range	5/10/15/20	21100	2535

Test Mode	UL Channel	Channel Bandwidth (MHz)	UL Channel No.	UL Frequency (MHz)
	High Range	5	21425	2567.5
		10	21400	2565
		15	21375	2562.5
		20	21350	2560
LTE Band 12	Low Range	1.4	23017	699.7
		3	23025	700.5
		5	23035	701.5
		10	23060	704
	Middle Range	1.4/3/5/10	23095	707.5
	High Range	1.4	23173	715.3
		3	23165	714.5
		5	23155	713.5
		10	23130	711
LTE Band 13	Low Range	5	23205	779.5
		10	23230	782
	Middle Range	5/10	23230	782
	High Range	5	23255	784.5
		10	23230	782
LTE Band 14	Low Range	5	23305	790.5
		10	23330	793
	Middle Range	5/10	23330	793
	High Range	5	23355	795.5
		10	23330	793
LTE Band 17	Low Range	5	23755	706.5
		10	23780	709
	Middle Range	5/10	23790	710
	High Range	5	23825	713.5
		10	23800	711
LTE Band 18 (824-830MHz)	Low Range	5	23965	826.5
	Middle Range	5	23970	827
	High Range	5	23975	827.5
LTE Band 18 (815-824MHz)	Low Range	5	23875	817.5
	Middle Range	5	23895	819.5
	High Range	5	23915	821.5
LTE Band 19	Low Range	5	24025	832.5
		10	24050	835
		15	--	--
	Middle Range	5/10/15	24075	837.5
	High Range	5	24125	842.5
		10	24100	840
		15	--	--

Test Mode	UL Channel	Channel Bandwidth (MHz)	UL Channel No.	UL Frequency (MHz)
LTE Band 25	Low Range	1.4	26047	1850.7
		3	26055	1851.5
		5	26065	1852.5
		10	26090	1855
		15	26115	1857.5
		20	26140	1860
	Middle Range	1.4/3/5/10/15/20	26365	1882.5
	High Range	1.4	26683	1914.3
		3	26675	1913.5
		5	26665	1912.5
		10	26640	1910
		15	26615	1907.5
		20	26590	1905
LTE Band 26 (814-824MHz)	Low Range	1.4	26697	814.7
		3	26705	815.5
		5	26715	816.5
		10	---	---
	Middle Range	1.4/3/5/10	26740	819
	High Range	1.4	26783	823.3
		3	26775	822.5
		5	26765	821.5
		10	---	---
LTE Band 26 (824-849MHz)	Low Range	1.4	26797	824.7
		3	26805	825.5
		5	26815	826.5
		10	26840	829
		15	26865	831.5
	Middle Range	1.4/3/5/10/15	26915	836.5
	High Range	1.4	27033	848.3
		3	27025	847.5
		5	27015	846.5
		10	26990	844
		15	26965	841.5
LTE Band 30	Low Range	5	27685	2307.5
		10	--	--
	Middle Range	5/10	27710	2310
	High Range	5	27735	2312.5
		10	--	--
LTE-Band 66	Low Range	1.4	131979	1710.7
		3	131987	1711.5
		5	131997	1712.5

Test Mode	UL Channel	Channel Bandwidth (MHz)	UL Channel No.	UL Frequency (MHz)
		10	132022	1715
		15	132047	1717.5
		20	132072	1720
	Middle Range	1.4/3/5/10/15/20	132322	1745
	High Range	1.4	132665	1779.3
		3	132657	1778.5
		5	132647	1777.5
		10	132622	1775
		15	132597	1772.5
		20	132572	1770
LTE Band 38	Low Range	5	37775	2572.5
		10	37800	2575
		15	37825	2577.5
		20	37850	2580
	Middle Range	5/10/15/20	38000	2595
	High Range	5	38225	2617.5
		10	38200	2615
		15	38175	2612.5
		20	38150	2610
LTE Band 40 (2305-2315MHz)	Low Range	5	38725	2307.5
		10	--	--
	Middle Range	5/10	38750	2310
	High Range	5	38775	2312.5
		10	--	--
LTE Band 40 (2350-2360MHz)	Low Range	5	39175	2352.5
		10	--	--
	Middle Range	5/10	39200	2355
	High Range	5	39225	2357.5
		10	--	--
LTE Band 41	Low Range	5	39675	2498.5
		10	39700	2501
		15	39725	2503.5
		20	39750	2506
	Middle Range	5/10/15/20	40620	2593
	High Range	5	41565	2687.5
		10	41540	2685
		15	41515	2682.5
		20	41490	2680
LTE Band 48	Low Range	5	55265	3552.5
		10	55290	3555
		15	55315	3557.5

Test Mode	UL Channel	Channel Bandwidth (MHz)	UL Channel No.	UL Frequency (MHz)
		20	55340	3560
	Middle Range	5/10/15/20	55990	3625
	High Range	5	56715	3697.5
		10	56690	3695
		15	56665	3692.5
		20	56640	3690

4.4 Test Setup

4.4.1 For Antenna Port Test

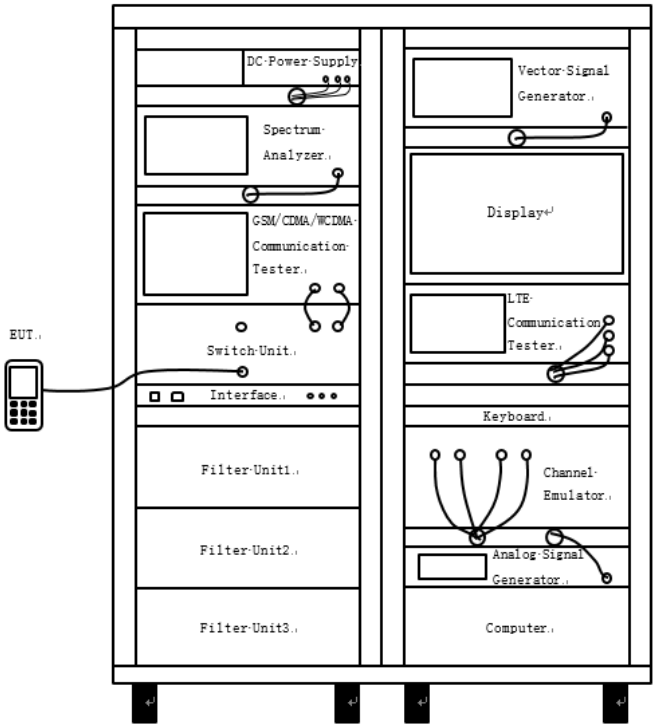

(Diagram 1)

4.4.2 For Frequency Stability Test

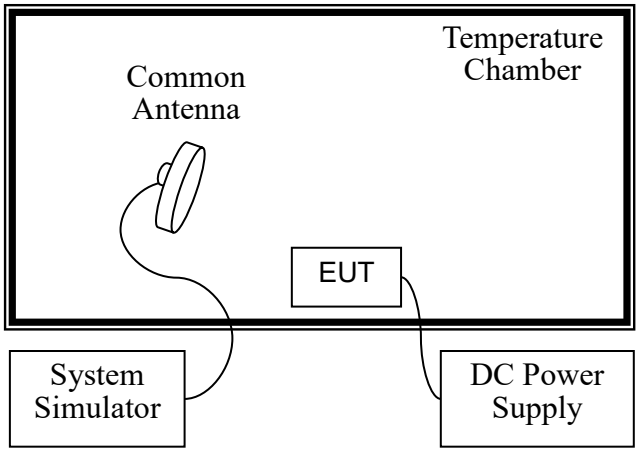

(Diagram 2)

4.4.3 For Radiated Test (30 MHz ~ 1 GHz)

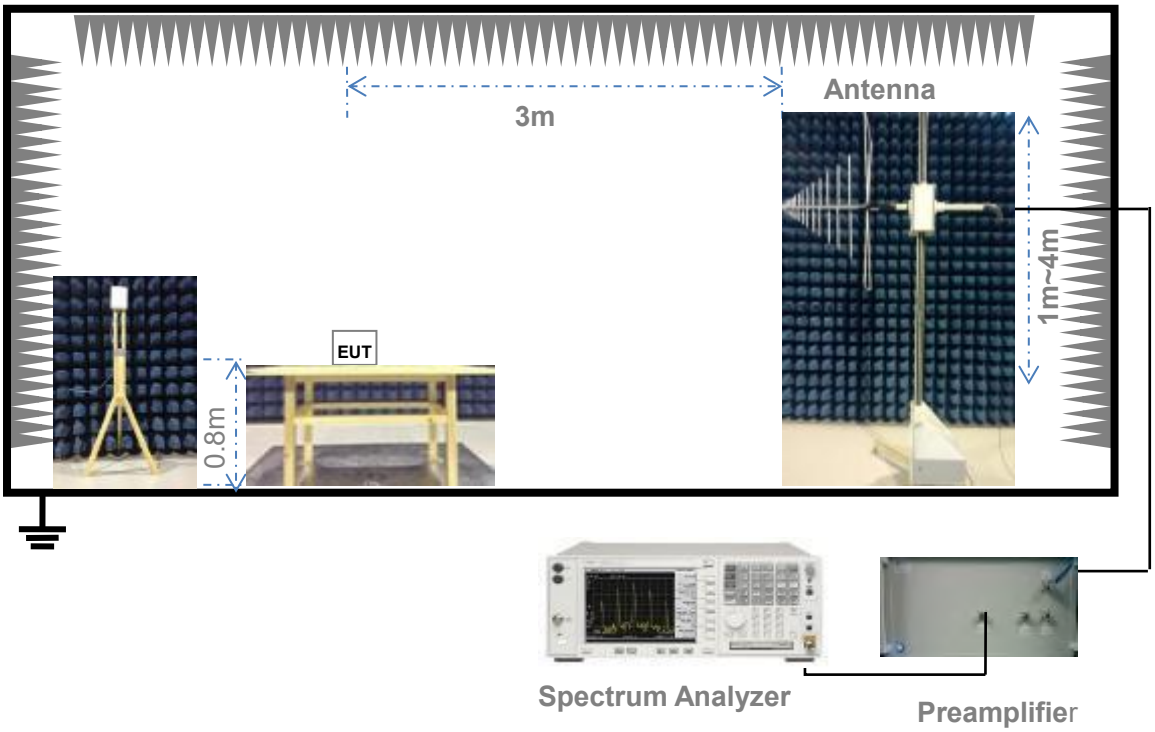

(Diagram 3)

4.4.4 For Radiated Test (Above 1 GHz)

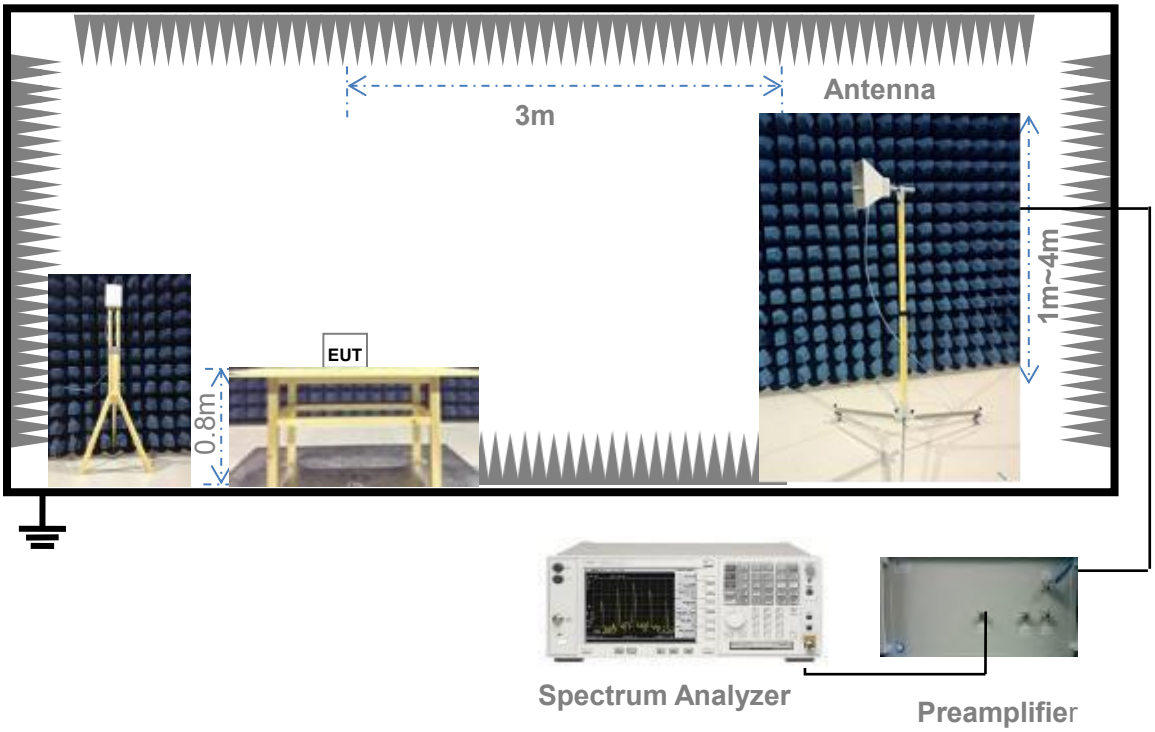

(Diagram 4)

4.4.5 For Radiated Test (Above 1 GHz)

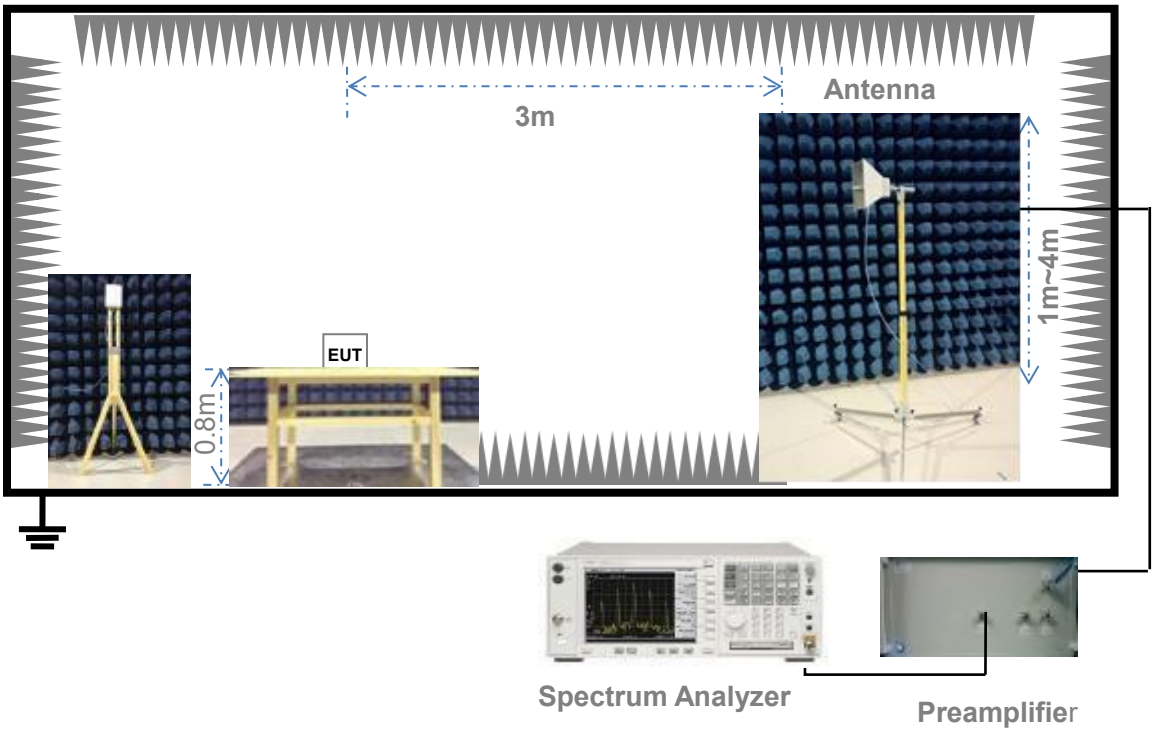

(Diagram 4)

5 TEST ITEMS

5.1 Transmitter Radiated Power (EIRP/ERP)

5.1.1 Limit

FCC § 2.1046 & 22.913(a) & 24.232(c) & 27.50(a) & 27.50(b) & 27.50(c) & 27.50(d) & 27.50(h) & 90.635(b) & 90.542(a) & 96.41(b)

According to FCC section 22.913(a) (5), the Effective Radiated Power (ERP) of mobile transmitters and auxiliary test transmitters must not exceed 7 watts.

According to FCC section 24.232(c), mobile and portable stations are limited to 2 watts EIRP and the equipment must employ a means for limiting power to the minimum necessary for successful communications.

According to FCC section 27.50(a) (3), for mobile and portable stations transmitting in the 2305-2315MHz band or the 2350-2360MHz band, the average EIRP must not exceed 50 milliwatts within any 1 megahertz of authorized bandwidth, except that for mobile and portable stations compliant with 3GPP LTE standards.

FCC section 27.50(b) (10), portable stations (hand-held devices) transmitting in the 746-757MHz, 776-788MHz, and 805-806MHz bands are limited to 3 watts ERP.

FCC section 27.50(c) (10), portable stations (hand-held devices) in the 600MHz uplink band and the 698-746MHz band, and fixed and mobile stations in the 600MHz uplink band are limited to 3 watts ERP.

FCC section 27.50(d) (4), fixed, mobile, and portable (hand-held) stations operating in the 1710-1755 MHz band and mobile and portable stations operating in the 1695-1710 MHz and 1755-1780 MHz bands are limited to 1 watt EIRP. Fixed stations operating in the 1710-1755 MHz band are limited to a maximum antenna height of 10 meters above ground. Mobile and portable stations operating in these bands must employ a means for limiting power to the minimum necessary for successful communications.

(7) Fixed, mobile, and portable (hand-held) stations operating in the 2000-2020 MHz band are limited to 2 watts EIRP.

And FCC section 27.50(h) (2), for mobile and other user stations, mobile stations are limited to 2.0 watts EIRP. All user stations are limited to 2.0 watts transmitter output power.

According to FCC section 90.635(b), the maximum output power of the transmitter for mobile stations is 100 watts (20dBW).

According to FCC section 90.542(a) (7), portable stations (hand-held devices) transmitting in the 758-768 MHz band and the 788-798 MHz band are limited to 3 watts ERP.

FCC section 96.41(b), the maximum effective isotropic radiated power (EIRP) and maximum Power Spectral Density (PSD) of any CBSD and End User Device must comply with the limits shown in the table in this paragraph below:

Device	Maximum EIRP (dBm/10 megahertz)	Maximum PSD (dBm/MHz)
End User Device	23	N/A
Category A CBSD	30	20

Category B CBSD[note1]	47	37
Note1: Category B CBSDs will only be authorized for use after an ESC is approved and commercially deployed consistent with §§ 96.15 and 96.67.		

5.1.2 Test Setup

The section 4.4.1 (Diagram 1) test setup description is used for conducted test, and the section 4.4.3 and 4.4.4 (Diagram 3, 4) test setup description is used for radiated test. The photo of test setup please refer to ANNEX B.

5.1.3 Test Procedure

Description of the Conducted Output Power Measurement

The EUT is coupled to the SS with attenuator through power splitter; the RF load attached to EUT antenna terminal is 50Ohm; the path loss as the factor is calibrated to correct the reading. A system simulator is used to establish communication with the EUT, and its parameters are set to force the EUT transmitting at maximum output power. The measured power in the radio frequency on the transmitter output terminals shall be reported.

The relevant equation for determining the conducted measured value is:

Conducted Output Power Value (dBm) = Measured Value (dBm) + Path Loss (dB)

where:
Conducted Output Power Value = final conducted measured value in the conducted power test, in dBm;
Measured Value = measured conducted power received by spectrum analyzer or power meter, in dBm;
Path Loss = signal attenuation in the connecting cable between the transmitter and spectrum analyzer or power meter, including external cable loss, in dB;

During the test, the data of Path Loss (dB) is added in the spectrum analyzer or power meter, so Measured Value (dBm) is the final values which contains the data of Path Loss (dB).

For example:

In the conducted output power test, when measured value for GSM850 is 24.7 dBm, and path loss is 8.5 dB, then final conducted output power value is:

Conducted Output Power Value (dBm) = 24.7 dBm + 8.5 dB = 33.2 dBm

Description of the Transmitter Radiated Power Measurement

In many cases, the RF output power limits for licensed digital transmission devices is specified in terms of effective radiated power (ERP) or equivalent isotropic radiated power (EIRP). Typically, ERP is specified when the operating frequency is less than or equal to 1 GHz and EIRP is specified when the operating frequency is greater than 1 GHz. Both are determined by adding the transmit antenna gain to the conducted RF output power with the primary difference between the two being that when determining the ERP, the transmit antenna gain is referenced to a dipole antenna (i.e., dBd) whereas when determining the EIRP, the transmit antenna gain is referenced to an isotropic antenna (dBi).

Final measurement calculation as below:

The relevant equation for determining the ERP or EIRP from the conducted RF output power measured using the guidance provided above is:

ERP/EIRP = P_{Meas} + GT − LC

where:
ERP/EIRP = effective or equivalent radiated power, respectively (expressed in the same units as P_{Meas}, typically dBW or dBm);
P_{Meas} = measured transmitter output power or PSD, in dBm or dBW;
GT = gain of the transmitting antenna, in dBd (ERP) or dBi (EIRP);
dBd (ERP)=dBi (EIRP) -2.15 dB
LC = signal attenuation in the connecting cable between the transmitter and antenna, in dB.

For devices utilizing multiple antennas, KDB 662911 provides guidance for determining the effective array transmit antenna gain term to be used in the above equation.

For example:
In the EIRP test, when P_{Meas} value for GSM1900 is 30.2 dBm, LC is 0.6 dB, and GT is -3.4 dB, then final EIRP value is:
EIRP for GSM1900 = 30.2 dBm - 3.4 dBi - 0.6 dB = 26.2 dBm

The relevant equation for determining the ERP/EIRP from the radiated RF output power is:
ERP/EIRP (dBm) = SA Read Value (dBm) + Correction Factor (dB)

where:
ERP/EIRP = effective or equivalent radiated power, in dBm;
SA Read Value = measured transmitter power received by EMI receiver or spectrum analyzer, in dBm;
Correction Factor = total correction factor including cable loss, in dB;

During the test, the data of Correction Factor (dB) is added in the EMI receiver or spectrum analyzer, so SA Read Value (dBm) is the final values which contains the data of Correction Factor (dB).

For example:

In the ERP test, when SA read value for GSM850 is 21dBm, and correction factor is 8dB, then final ERP value for GSM850 is:

ERP (dBm) = 21dBm + 8dB = 29dBm

5.1.4 Test Result

Please refer to ANNEX A.1.

5.2 Peak to Average Ratio

5.2.1 Limit

FCC § 2.1046 & 24.232(d) & 27.50(d)

In addition, when the transmitter power is measured in terms of average value, the peak-to-average power ratio (PAPR) of the transmitter shall not exceed 13 dB for more than 0.1% of the time using a signal corresponding to the highest PAPR during periods of continuous transmission.

According to FCC section 24.232(d), power measurements for transmissions by stations authorized under this section may be made either in accordance with a Commission-approved average power technique or in compliance with 24.232 (e) of this section. In both instances, equipment employed must be authorized in accordance with the provisions of § 24.51. In measuring transmissions in this band using an average power technique, the peak-to-average ratio (PAR) of the transmission may not exceed 13 dB.

FCC section 24.232(e), peak transmit power must be measured over any interval of continuous transmission using instrumentation calibrated in terms of an rms equivalent voltage. The measurement results shall be properly adjusted for any instrument limitations, such as detector response times, limited resolution bandwidth capability when compared to the emission bandwidth, sensitivity, etc., so as to obtain a true peak measurement for the emission in question over the full bandwidth of the channel.

According to FCC section 27.50(d) (5), in measuring transmissions in this band using an average power technique, the peak-to-average ratio (PAR) of the transmission may not exceed 13dB.

5.2.2 Test Setup

The section 4.4.1 (Diagram 1) test setup description is used for this test. The photo of test setup please refer to ANNEX B.

5.2.3 Test Procedure

Here the lowest, middle and highest channels are selected to perform testing to verify the peak-to-average ratio.

According to KDB 971168 D01, there is CCDF procedure for PAPR:

a) Refer to instrument's analyzer instruction manual for details on how to use the power statistics/CCDF function;

b) Set resolution/measurement bandwidth ≥ signal's occupied bandwidth;

c) Set the number of counts to a value that stabilizes the measured CCDF curve;

d) Set the measurement interval as follows:

1) for continuous transmissions, set to 1 ms,

2) for burst transmissions, employ an external trigger that is synchronized with the EUT burst timing

sequence, or use the internal burst trigger with a trigger level that allows the burst to stabilize and set the measurement interval to a time that is less than or equal to the burst duration.

e) Record the maximum PAPR level associated with a probability of 0.1%.

Alternate procedure for PAPR:

Use one of the procedures presented in 4.1 to measure the total peak power and record as P_{Pk}. Use one of the applicable procedures presented 4.2 to measure the total average power and record as P_{Avg}. Both the peak and average power levels must be expressed in the same logarithmic units (e.g., dBm). Determine the PAPR from:

PAPR (dB) = P_{Pk} (dBm) - P_{Avg} (dBm).

5.2.4 Test Result

Please refer to ANNEX A.2.

5.3 Occupied Bandwidth

5.3.1 Limit

FCC § 2.1049

The occupied bandwidth is the frequency bandwidth such that, below its lower and above its upper frequency limits, the mean powers radiated are each equal to 0.5 percent of the total mean power radiated by a given emission.

Many of the individual rule parts specify a relative OBW in lieu of the 99% OBW. In such cases, the OBW is defined as the width of the signal between two points, one below the carrier center frequency and on above the carrier center frequency, outside of which all emissions are attenuated by at least X dB below the transmitter power, where the value of X is typically specified as 26.

5.3.2 Test Setup

The section 4.4.1 (Diagram 1) test setup description is used for this test. The photo of test setup please refer to ANNEX B.

5.3.3 Test Procedure

The following procedure shall be used for measuring power bandwidth.

a) The spectrum analyzer center frequency is set to the nominal EUT channel center frequency. The frequency span for the spectrum analyzer shall be set wide enough to capture all modulation products including the emission skirts (i.e., two to five times the anticipated OBW).

b) The nominal IF filter bandwidth (3 dB RBW) shall be in the range of 1 to 5 % of the anticipated OBW, and the VBW shall be at least 3 times the RBW.

c) Set the reference level of the instrument as required to keep the signal from exceeding the maximum input mixer level for linear operation. In general, the peak of the spectral envelope must be at least 10log (OBW / RBW) below the reference level.

d) NOTE—Steps a) through c) may require iteration to adjust within the specified tolerances.

e) For -26 dB OBW, the dynamic range of the spectrum analyzer at the selected RBW shall be at least 10dB below the target “-X dB down” requirement, e.g. -26 dB OBW, the spectrum analyzer noise floor at the selected RBW shall be 36dB below the reference value.

f) Set the detection mode to peak, and the trace mode to max hold.

g) For 99% OBW, use the 99 % power bandwidth function of the spectrum analyzer (if available) and report the measured bandwidth.

If the instrument does not have a 99 % power bandwidth function, the trace data points are to be recovered and directly summed in linear power terms. The recovered amplitude data points, beginning at the lowest frequency, are placed in a running sum until 0.5 % of the total is reached; that frequency is

recorded as the lower frequency. The process is repeated until 99.5 % of the total is reached; that frequency is recorded as the upper frequency. The 99 % power bandwidth is the difference between these two frequencies.

h) For -26 dB OBW, determine the reference value: Set the EUT to transmit a modulated signal. Allow the trace to stabilize. Set the spectrum analyzer marker to the highest level of the displayed trace (this is the reference value).

Determine the “-X dB down amplitude” as equal to (reference value -X). Alternatively, this calculation can be performed by the analyzer by using the marker-delta function.

Place two markers, one at the lowest and the other at the highest frequency of the envelope of the spectral display such that each marker is at or slightly below “-X dB down amplitude” determined in step g). If a marker is below this “-X dB down amplitude” value it shall be placed as close as possible to this value. The OBW is the positive frequency difference between the two markers.

i) The OBW shall be reported by providing plot(s) of the measuring instrument display. The frequency and amplitude axes and scale shall be clearly labeled. Tabular data may be reported in addition to the plot(s).

j) Change variable modulations, coding, or channel bandwidth settings, then repeat above test procedures.

5.3.4 Test Result

Please refer to ANNEX A.3.

5.4 Frequency Stability

5.4.1 Limit

FCC § 2.1055 & 22.355 & 24.235 & 27.54 & 90.213

FCC § 2.1055

The frequency stability shall be measured with variation of ambient temperature as follows:

(1) The temperature is varied from -30°C to +50°C.

(2) Frequency measurements shall be made at the extremes of the specified temperature range and at intervals of not more than 10°C through the range.

The frequency stability shall be measured with variation of primary supply voltage as follows:

(1) Vary primary supply voltage from 85 to 115 percent of the nominal value for other than carried battery equipment.

(2) For hand carried, battery powered equipment, reduce primary supply voltage to the battery operating and point which shall be specified by the manufacture.

(3) The supply voltage shall be measured at the input to the cable normally provided with the equipment, or at the power supply terminals if cables are not normally provided.

FCC § 22.355

Except as otherwise provided in this part, the carrier frequency of each transmitter in the Public Mobile Services must be maintained within the tolerances given in Table C-1 of this section.

Table C-1—Frequency Tolerance for Transmitters in the Public Mobile Services

Frequency range (MHz)	Base, fixed (ppm)	Mobile > 3 watts (ppm)	Mobile ≤ 3 watts (ppm)
25 to 50	20.0	20.0	50.0
50 to 450	5.0	5.0	50.0
450 to 512	2.5	5.0	5.0
821 to 896	1.5	2.5	2.5
928 to 929	5.0	n/a	n/a
929 to 960	1.5	n/a	n/a
2110 to 2220	10.0	n/a	n/a

FCC § 24.235

The frequency stability shall be sufficient to ensure that the fundamental emission stays within the authorized frequency block.

FCC § 27.54

The frequency stability shall be sufficient to ensure that the fundamental emissions stay within the authorized bands of operation.

FCC § 90.213

The frequency stability shall not depart from the reference frequency in excess of ±2.5ppm for mobile stations.

5.4.2 Test Setup

The section 4.4.2 (Diagram 2) test setup description is used for this test. The photo of test setup please refer to ANNEX B.

5.4.3 Test Procedure

1. The EUT is placed in a temperature chamber.

2. The temperature is set to 25°C and allowed to stabilize. After sufficient soak time, the transmitting frequency error is measured.

3. The temperature is increased by not more than 10 degrees, allowed to stabilize and soak, and then repeat the frequency error measurement.

4. Repeat procedure 3 until +50°C and -30°C is reached.

5. Change supply voltage, and repeat measurement until extreme voltage is reached.

5.4.4 Test Result

Please refer to ANNEX A.4.

5.5 Spurious Emission at Antenna Terminals

5.5.1 Limit

FCC § 2.1051 & 22.917(a) & 24.238(a) & 27.53(a) & 27.53(c) & 27.53(f) & 27.53(g) & 27.53(h) & 27.53(m) & 90.691 & 90.543 & 96.41(e)

In the 1 MHz bands immediately outside and adjacent to the frequency block, a resolution bandwidth of at least one percent of the emission bandwidth of the fundamental emission of the transmitter may be employed.

The emission bandwidth is defined as the width of the signal between two points, one below the carrier center frequency and one above the carrier center frequency, outside of which all emissions are attenuated at least 26 dB below the transmitter power.

FCC § 22.917(a) & 24.238(a)

The power of any emission outside of the authorized operating frequency ranges must be attenuated below the transmitting power (P) by a factor of at least 43+10*log(P) dB. This is calculated to be -13 dBm.

FCC § 27.53(a) (4)

For mobile and portable stations operating in the 2305-2315MHz and 2350-2360MHz bands:

(1)By a factor of not less than: 43 + 10 log (P) dB on all frequencies between 2305 and 2320MHz and on all frequencies between 2345 and 2360MHz that are outside the licensed band(s) of operation, not less than 55 + 10 log (P) dB on all frequencies between 2320 and 2324MHz and on all frequencies between 2341 and 2345MHz, not less than 61 + 10 log (P) dB on all frequencies between 2324 and 2328MHz and on all frequencies between 2337 and 2341MHz, and not less than 67 + 10 log (P) dB on all frequencies between 2328 and 2337MHz.

(2)By a factor of not less than 43 + 10 log (P) dB on all frequencies between 2300 and 2305MHz, 55 + 10 log (P) dB on all frequencies between 2296 and 2300MHz, 61 + 10 log (P) dB on all frequencies between 2292 and 2296MHz, 67 + 10 log (P) dB on all frequencies between 2288 and 2292MHz, and 70 + 10 log (P) dB below 2288MHz.

(3)By a factor of not less than 43 + 10 log (P) dB on all frequencies between 2360 and 2365MHz, and not less than 70 + 10 log (P) dB above 2365MHz.

FCC § 27.53(c)

For operations in the 746–758 MHz band and the 776–788 MHz band, the power of any emission outside the licensee's frequency band(s) of operation shall be attenuated below the transmitter power (P) within the licensed band(s) of operation, measured in watts, in accordance with the following:

(1) On any frequency outside the 746–758 MHz band, the power of any emission shall be attenuated outside the

band below the transmitter power (P) by at least 43 + 10 log (P) dB;

(2) On any frequency outside the 776–788 MHz band, the power of any emission shall be attenuated outside the

band below the transmitter power (P) by at least 43 + 10 log (P) dB;

(3) On all frequencies between 763–775 MHz and 793–805 MHz, by a factor not less than 76 + 10 log (P) dB in a 6.25 kHz band segment, for base and fixed stations;

(4) On all frequencies between 763–775 MHz and 793–805 MHz, by a factor not less than 65 + 10 log (P) dB in a 6.25 kHz band segment, for mobile and portable stations;

(5) Compliance with the provisions of paragraphs (c)(1) and (c)(2) of this section is based on the use of measurement instrumentation employing a resolution bandwidth of 100 kHz or greater.

However, in the 100 kHz bands immediately outside and adjacent to the frequency block, a resolution bandwidth

of at least 30 kHz may be employed;

(6) Compliance with the provisions of paragraphs (c)(3) and (c)(4) of this section is based on the use of measurement instrumentation such that the reading taken with any resolution bandwidth setting should be adjusted to indicate spectral energy in a 6.25 kHz segment.

FCC § 27.53(f)

For operations in the 746–758 MHz, 775–788 MHz, and 805–806 MHz bands, emissions in the band 1559–1610 MHz shall be limited to - 70 dBW/MHz equivalent isotropically radiated power (EIRP) for wideband signals, and -80 dBW EIRP for discrete emissions of less than 700 Hz bandwidth. For the purpose of equipment authorization, a transmitter shall be tested with an antenna that is representative of the type that will be used with the equipment in normal operation.

FCC § 27.53(g)

For operations in the 600MHz band and the 698-746MHz band, the power of any emission outside a licensee's frequency band(s) of operation shall be attenuated below the transmitter power (P) within the licensed band(s) of operation, measured in watts, by at least 43+10*log(P) dB. Compliance with this provision is based on the use of measurement instrumentation employing a resolution bandwidth of 100 kHz bands immediately outside and adjacent to a licensee's frequency block, a resolution bandwidth of at least 30 kHz may be employed.

FCC § 27.53(h) (1)

Except as otherwise specified below, for operations in the 1695-1710 MHz, 1710-1755 MHz, 1755-1780 MHz, 1915-1920 MHz, 1995-2000 MHz, 2000-2020 MHz, 2110-2155 MHz, 2155-2180 MHz, and 2180-2200 bands, the power of any emission outside a licensee's frequency block shall be attenuated below the transmitter power (P) in watts by at least 43 + 10 $\log_{10}$ (P) dB.

FCC § 27.53(m) (4)

For mobile digital stations (BRS and EBS stations), the attenuation factor shall be not less than:

• 40+10logP dB (−10 dBm, 100 nW) on all frequencies between the channel edge and 5 MHz from the

channel edge.

• 43+10logP dB (−13 dBm, 50 nW) on all frequencies between 5 MHz and X MHz from the channel edge,

• 55+10logP dB (−25 dBm, 3 nW) on all frequencies more than X MHz from the channel edge, where X is the greater of 6 MHz or the actual emission bandwidth (26 dB).

In addition, the attenuation factor shall not be less that 43 + 10 log (P) dB on all frequencies between 2490.5 MHz and 2496 MHz and 55 + 10 log (P) dB at or below 2490.5 MHz. Mobile Satellite Service licensees operating on frequencies below 2495 MHz may also submit a documented interference complaint against BRS licensees operating on channel BRS Channel 1 on the same terms and conditions as adjacent channel BRS or EBS licensees.

FCC § 90.691

(a) Out-of-band emission requirement shall apply only to the “outer” channels included in an EA license and to spectrum adjacent to interior channels used by incumbent licensees. The emission limits are as follows:

(1) For any frequency removed from the EA licensee's frequency block by up to and including 37.5 kHz, the power of any emission shall be attenuated below the transmitter power (P) in watts by at least 116 $Log_{10}(f/6.1)$ decibels or 50 + 10 $Log_{10}(P)$ decibels or 80 decibels, whichever is the lesser attenuation, where f is the frequency removed from the center of the outer channel in the block in kilohertz and where f is greater than 12.5 kHz.

(2) For any frequency removed from the EA licensee's frequency block greater than 37.5 kHz, the power of any emission shall be attenuated below the transmitter power (P) in watts by at least 43 + $10Log_{10}(P)$ decibels or 80 decibels, whichever is the lesser attenuation, where f is the frequency removed from the center of the outer channel in the block in kilohertz and where f is greater than 37.5 kHz.

(b) When an emission outside of the authorized bandwidth causes harmful interference, the Commission may, at its discretion, require greater attenuation than specified in this section.

FCC § 90.543

(e) For operations in the 758–768 MHz and the 788–798 MHz bands, the power of any emission outside the licensee’s frequency band(s) of operation shall be attenuated below the transmitter power (P) within the licensed band(s) of operation, measured in watts, in accordance with the following:

(1) On all frequencies between 769–775 MHz and 799–805 MHz, by a factor not less than 76 + 10 log (P) dB in a 6.25 kHz band segment, for base and fixed stations.

(2) On all frequencies between 769–775 MHz and 799–805 MHz, by a factor not less than 65 + 10 log (P) dB in a 6.25 kHz band segment, for mobile and portable stations.

(3) On any frequency between 775–788 MHz, above 805 MHz, and below 758 MHz, by at least 43 + 10 log (P) dB.

(4) Compliance with the provisions of paragraphs (e)(1) and (2) of this section is based on the use of measurement instrumentation such that the reading taken with any resolution bandwidth setting should be adjusted to indicate spectral energy in a 6.25 kHz segment.

(f) For operations in the 758–775 MHz and 788–805 MHz bands, all emissions including harmonics in the band 1559– 1610 MHz shall be limited to -70 dBW/ MHz equivalent isotropically radiated power (EIRP) for wideband signals, and -80 dBW EIRP for discrete emissions of less than 700 Hz bandwidth. For the purpose of equipment authorization, a transmitter shall be tested with an antenna that is representative of the type that will be used with the equipment in normal operation.

FCC § 96.41(e)

The conducted power of any emission outside the fundamental emission (whether in or outside of the authorized band) shall not exceed -13 dBm/MHz within 0-10 megahertz above the upper SAS-assigned channel edge and within 0-10 megahertz below the lower SAS-assigned channel edge. At all frequencies greater than 10 megahertz above the upper SAS assigned channel edge and less than 10 MHz below the lower SAS assigned channel edge, the conducted power of any emission shall not exceed-25 dBm/MHz.The conducted power of any emissions below 3530 MHz or above 3720 MHz shall not exceed-40 dBm/MHz.

Compliance with the applicable limits is based on the use of measurement instrumentation employing a resolution bandwidth of 100 kHz or greater for frequencies less than 1 GHz and 1 MHz or greater for frequencies greater than1GHz.However, in the 1 MHz bands immediately outside and adjacent to the frequency block a resolutionbandwidth of at least one percent of the emission bandwidth of the fundamental emission of the transmitter may be employed.The emission bandwidth is defined as the width of the signal between two points, one below the carrier center frequency and one above the carrier center frequency, outside of which all emission are attenuated at least26 dB below the transmitter power.

5.5.2 Test Setup

The section 4.4.1 (Diagram 1) test setup description was used for this test. The photo of test setup please refer to ANNEX B.

5.5.3 Test Procedure

The level of the carrier and the various conducted spurious and harmonic frequencies is measured by means of a calibrated spectrum analyzer. The spectrum is scanned from the lowest frequency generated in the equipment up to a frequency including its 10th harmonic. On any frequency outside a licensee's frequency block, the power of any emission shall be attenuated below the transmitter power (P) by at least 43 + 10 log(P) dB. Compliance with these provisions is based on the use of measurement instrumentation employing a resolution bandwidth of 1 MHz or greater. However, in the 1 MHz bands immediately outside and adjacent to the frequency blocks a resolution bandwidth of at least one percent of the emission bandwidth of the fundamental emission of the transmitter may be employed. The emission bandwidth is defined as the width of the signal between two points, one below the carrier center frequency and one above the carrier center frequency, outside of which all emissions are attenuated at least 26 dB below the transmitter power.

1. The EUT is coupled to the system simulator and spectrum analyzer; the RF load attached to EUT antenna terminal is 50Ohm; the path loss as the factor is calibrated to correct the reading.

2. CMW500 is used to establish communication with the EUT, and its parameters are set to force the EUT transmitting at maximum output power.

3. The RF output of the transmitter is connected to the input of the spectrum analyzer through sufficient attenuation.

4. Spurious emissions are tested with 0.001MHz RBW for frequency less than 150kHz, 0.01MHz RBW for frequency less than 30MHz, 0.1MHz RBW for frequency less than 1GHz, and 1MHz RBW for frequency above 1GHz. And sweep point number are at least 401, referring to following formula.

Sweep point number = Span/RBW

VBW=3*RBW

Detector Mode=mean or average power

5. Record the frequencies and levels of spurious emissions.

5.5.4 Test Result

Please refer to ANNEX A.5.

5.6 Band Edge

5.6.1 Limit

FCC § 2.1051 & 22.917(a) & 24.238(a) & 27.53(a) & 27.53(c) & 27.53(g) & 27.53(h) & 27.53(m) & 90.691& 90.543 & 96.41(e)

In the 1 MHz bands immediately outside and adjacent to the frequency block, a resolution bandwidth of at least one percent of the emission bandwidth of the fundamental emission of the transmitter may be employed.

The emission bandwidth is defined as the width of the signal between two points, one below the carrier center frequency and one above the carrier center frequency, outside of which all emissions are attenuated at least 26 dB below the transmitter power.

FCC § 22.917(a) & 24.238(a)

The power of any emission outside of the authorized operating frequency ranges must be attenuated below the transmitting power (P) by a factor of at least 43+10*log(P) dB. This is calculated to be -13 dBm.

FCC § 27.53(a) (4)

For mobile and portable stations operating in the 2305-2315MHz and 2350-2360MHz bands:

(1)By a factor of not less than: 43 + 10 log (P) dB on all frequencies between 2305 and 2320MHz and on all frequencies between 2345 and 2360MHz that are outside the licensed band(s) of operation, not less than 55 + 10 log (P) dB on all frequencies between 2320 and 2324MHz and on all frequencies between 2341 and 2345MHz, not less than 61 + 10 log (P) dB on all frequencies between 2324 and 2328MHz and on all frequencies between 2337 and 2341MHz, and not less than 67 + 10 log (P) dB on all frequencies between 2328 and 2337MHz.

(2)By a factor of not less than 43 + 10 log (P) dB on all frequencies between 2300 and 2305MHz, 55 + 10 log (P) dB on all frequencies between 2296 and 2300MHz, 61 + 10 log (P) dB on all frequencies between 2292 and 2296MHz, 67 + 10 log (P) dB on all frequencies between 2288 and 2292MHz, and 70 + 10 log (P) dB below 2288MHz.

(3)By a factor of not less than 43 + 10 log (P) dB on all frequencies between 2360 and 2365MHz, and not less than 70 + 10 log (P) dB above 2365MHz.

FCC § 27.53(c)

For operations in the 746–758 MHz band and the 776–788 MHz band, the power of any emission outside the licensee's frequency band(s) of operation shall be attenuated below the transmitter power (P) within the licensed band(s) of operation, measured in watts, in accordance with the following:

(1) On any frequency outside the 746–758 MHz band, the power of any emission shall be attenuated outside the

band below the transmitter power (P) by at least 43 + 10 log (P) dB;

(2) On any frequency outside the 776–788 MHz band, the power of any emission shall be attenuated outside the

band below the transmitter power (P) by at least 43 + 10 log (P) dB;

(3) On all frequencies between 763–775 MHz and 793–805 MHz, by a factor not less than 76 + 10 log (P) dB in a 6.25 kHz band segment, for base and fixed stations;

(4) On all frequencies between 763–775 MHz and 793–805 MHz, by a factor not less than 65 + 10 log (P) dB in a 6.25 kHz band segment, for mobile and portable stations;

(5) Compliance with the provisions of paragraphs (c)(1) and (c)(2) of this section is based on the use of measurement instrumentation employing a resolution bandwidth of 100 kHz or greater.

However, in the 100 kHz bands immediately outside and adjacent to the frequency block, a resolution bandwidth

of at least 30 kHz may be employed;

(6) Compliance with the provisions of paragraphs (c)(3) and (c)(4) of this section is based on the use of measurement instrumentation such that the reading taken with any resolution bandwidth setting should be adjusted to indicate spectral energy in a 6.25 kHz segment.

FCC § 27.53(g)

For operations in the 600MHz band and the 698-746MHz band, the power of any emission outside a licensee’s frequency band(s) of operation shall be attenuated below the transmitter power (P) within the licensed band(s) of operation, measured in watts, by at least 43+10*log(P) dB. Compliance with this provision is based on the use of measurement instrumentation employing a resolution bandwidth of 100 kHz bands immediately outside and adjacent to a licensee’s frequency block, a resolution bandwidth of at least 30 kHz may be employed.

FCC § 27.53(h) (1)

Except as otherwise specified below, for operations in the 1695-1710 MHz, 1710-1755 MHz, 1755-1780 MHz, 1915-1920 MHz, 1995-2000 MHz, 2000-2020 MHz, 2110-2155 MHz, 2155-2180 MHz, and 2180-2200 bands, the power of any emission outside a licensee's frequency block shall be attenuated below the transmitter power (P) in watts by at least 43 + 10 $\log_{10}$ (P) dB.

FCC § 27.53(m) (4)

For mobile digital stations (BRS and EBS stations), the attenuation factor shall be not less than:

• 40+10logP dB (−10 dBm, 100 nW) on all frequencies between the channel edge and 5 MHz from the channel edge.

• 43+10logP dB (−13 dBm, 50 nW) on all frequencies between 5 MHz and X MHz from the channel edge,

• 55+10logP dB (−25 dBm, 3 nW) on all frequencies more than X MHz from the channel edge, where X is the greater of 6 MHz or the actual emission bandwidth (26 dB).

In addition, the attenuation factor shall not be less that 43 + 10 log (P) dB on all frequencies between 2490.5 MHz and 2496 MHz and 55 + 10 log (P) dB at or below 2490.5 MHz. Mobile Satellite Service

licensees operating on frequencies below 2495 MHz may also submit a documented interference complaint against BRS licensees operating on channel BRS Channel 1 on the same terms and conditions as adjacent channel BRS or EBS licensees.

FCC § 90.691

(a) Out-of-band emission requirement shall apply only to the “outer” channels included in an EA license and to spectrum adjacent to interior channels used by incumbent licensees. The emission limits are as follows:

(1) For any frequency removed from the EA licensee's frequency block by up to and including 37.5 kHz, the power of any emission shall be attenuated below the transmitter power (P) in watts by at least 116 $Log_{10}(f/6.1)$ decibels or 50 + 10 $Log_{10}(P)$ decibels or 80 decibels, whichever is the lesser attenuation, where f is the frequency removed from the center of the outer channel in the block in kilohertz and where f is greater than 12.5 kHz.

(2) For any frequency removed from the EA licensee's frequency block greater than 37.5 kHz, the power of any emission shall be attenuated below the transmitter power (P) in watts by at least 43 + $10Log_{10}(P)$ decibels or 80 decibels, whichever is the lesser attenuation, where f is the frequency removed from the center of the outer channel in the block in kilohertz and where f is greater than 37.5 kHz.

(b) When an emission outside of the authorized bandwidth causes harmful interference, the Commission may, at its discretion, require greater attenuation than specified in this section.

FCC § 90.543

(e) For operations in the 758–768 MHz and the 788–798 MHz bands, the power of any emission outside the licensee’s frequency band(s) of operation shall be attenuated below the transmitter power (P) within the licensed band(s) of operation, measured in watts, in accordance with the following:

(1) On all frequencies between 769–775 MHz and 799–805 MHz, by a factor not less than 76 + 10 log (P) dB in a 6.25 kHz band segment, for base and fixed stations.

(2) On all frequencies between 769–775 MHz and 799–805 MHz, by a factor not less than 65 + 10 log (P) dB in a 6.25 kHz band segment, for mobile and portable stations.

(3) On any frequency between 775–788 MHz, above 805 MHz, and below 758 MHz, by at least 43 + 10 log (P) dB.

(4) Compliance with the provisions of paragraphs (e)(1) and (2) of this section is based on the use of measurement instrumentation such that the reading taken with any resolution bandwidth setting should be adjusted to indicate spectral energy in a 6.25 kHz segment.

FCC § 96.41(e)

The conducted power of any emission outside the fundamental emission (whether in or outside of the authorized band) shall not exceed -13 dBm/MHz within 0-10 megahertz above the upper SAS-assigned channel edge and within 0-10 megahertz below the lower SAS-assigned channel edge. At all frequencies greater than 10 megahertz above the upper SAS assigned channel edge and less than 10 MHz below the lower SAS assigned channel edge, the conducted power of any emission shall not exceed-25

dBm/MHz.The conducted power of any emissions below 3530 MHz or above 3720 MHz shall not exceed-40 dBm/MHz.

Compliance with the applicable limits is based on the use of measurement instrumentation employing a resolution bandwidth of 100 kHz or greater for frequencies less than 1 GHz and 1 MHz or greater for frequencies greater than1GHz.However, in the 1 MHz bands immediately outside and adjacent to the frequency block a resolutionbandwidth of at least one percent of the emission bandwidth of the fundamental emission of the transmitter may be employed.The emission bandwidth is defined as the width of the signal between two points, one below the carrier center frequency and one above the carrier center frequency, outside of which all emission are attenuated at least26 dB below the transmitter power.

5.6.2 Test Setup

The section 4.4.1 (Diagram 1) test setup description was used for this test. The photo of test setup please refer to ANNEX B.

5.6.3 Test Procedure

The EUT, which is powered by the Battery, is coupled to the Spectrum Analyzer (SA) and the System Simulator (SS) with attenuators through the Power Splitter; the RF load attached to the EUT antenna terminal is 50 Ohm; the path loss as the factor is calibrated to correct the reading.

1.The EUT is coupled to the system simulator and spectrum analyzer; the RF load attached to EUT antenna terminal is 50Ohm; the path loss as the factor is calibrated to correct the reading.

2. CMW500 is used to establish communication with the EUT, and its parameters are set to force the EUT transmitting at maximum output power.

3. The RF output of the transmitter is connected to the input of the spectrum analyzer through sufficient attenuation.

4. The center of the spectrum analyzer was set to block edge frequency.

5. Band edge are tested with 1%*cBW (RBW), and sweep point number referred to following formula.

Sweep point number = 2*Span/RBW

VBW=3RBW

6. Record the frequencies and levels of spurious emissions.

For mobile and portable stations, on all frequencies between 763–775 MHz and 793–805 MHz, by a factor not less than 65 + 10 log (P) dB in a 6.25 kHz band segment. Since it was not possible to set the resolution bandwidth to 6.25 kHz with the available equipment, a bandwidth of 10 kHz was used instead to show compliance. By using a 10 kHz bandwidth on the spectrum analyzer.

10*log(10 kHz / 6.25 kHz) = 2.04 dB
Limit Line = -35 dBm + 2.04 dB = -32.96dBm

5.6.4 Test Result

Please refer to ANNEX A.6.

5.7 Field Strength of Spurious Radiation

5.7.1 Limit

FCC § 2.1053 & 22.917(a) & 24.238(a) & 27.53(a) & 27.53(c) & 27.53(f) & 27.53(g) & 27.53(h) & 27.53(m) & 90.691& 90.543 & 96.41(e)

FCC § 22.917(a) & 24.238(a)

The power of any emission outside of the authorized operating frequency ranges must be attenuated below the transmitting power (P) by a factor of at least 43+10*log(P) dB. This is calculated to be -13 dBm.

FCC § 27.53(a) (4)

For mobile and portable stations operating in the 2305-2315MHz and 2350-2360MHz bands:

(1)By a factor of not less than: 43 + 10 log (P) dB on all frequencies between 2305 and 2320MHz and on all frequencies between 2345 and 2360MHz that are outside the licensed band(s) of operation, not less than 55 + 10 log (P) dB on all frequencies between 2320 and 2324MHz and on all frequencies between 2341 and 2345MHz, not less than 61 + 10 log (P) dB on all frequencies between 2324 and 2328MHz and on all frequencies between 2337 and 2341MHz, and not less than 67 + 10 log (P) dB on all frequencies between 2328 and 2337MHz.

(2)By a factor of not less than 43 + 10 log (P) dB on all frequencies between 2300 and 2305MHz, 55 + 10 log (P) dB on all frequencies between 2296 and 2300MHz, 61 + 10 log (P) dB on all frequencies between 2292 and 2296MHz, 67 + 10 log (P) dB on all frequencies between 2288 and 2292MHz, and 70 + 10 log (P) dB below 2288MHz.

(3)By a factor of not less than 43 + 10 log (P) dB on all frequencies between 2360 and 2365MHz, and not less than 70 + 10 log (P) dB above 2365MHz.

FCC § 27.53(c)

For operations in the 746–758 MHz band and the 776–788 MHz band, the power of any emission outside the licensee's frequency band(s) of operation shall be attenuated below the transmitter power (P) within the licensed band(s) of operation, measured in watts, in accordance with the following:

(1) On any frequency outside the 746–758 MHz band, the power of any emission shall be attenuated outside the

band below the transmitter power (P) by at least 43 + 10 log (P) dB;

(2) On any frequency outside the 776–788 MHz band, the power of any emission shall be attenuated outside the

band below the transmitter power (P) by at least 43 + 10 log (P) dB;

(3) On all frequencies between 763–775 MHz and 793–805 MHz, by a factor not less than 76 + 10 log (P) dB in a 6.25 kHz band segment, for base and fixed stations;

(4) On all frequencies between 763–775 MHz and 793–805 MHz, by a factor not less than 65 + 10 log (P) dB in a 6.25 kHz band segment, for mobile and portable stations;

(5) Compliance with the provisions of paragraphs (c)(1) and (c)(2) of this section is based on the use of

measurement instrumentation employing a resolution bandwidth of 100 kHz or greater.

However, in the 100 kHz bands immediately outside and adjacent to the frequency block, a resolution bandwidth

of at least 30 kHz may be employed;

(6) Compliance with the provisions of paragraphs (c)(3) and (c)(4) of this section is based on the use of measurement instrumentation such that the reading taken with any resolution bandwidth setting should be adjusted to indicate spectral energy in a 6.25 kHz segment.

FCC § 27.53(f)

For operations in the 746–758 MHz, 775–788 MHz, and 805–806 MHz bands, emissions in the band 1559–1610 MHz shall be limited to - 70 dBW/MHz equivalent isotropically radiated power (EIRP) for wideband signals, and -80 dBW EIRP for discrete emissions of less than 700 Hz bandwidth. For the purpose of equipment authorization, a transmitter shall be tested with an antenna that is representative of the type that will be used with the equipment in normal operation.

FCC § 27.53(g)

For operations in the 600MHz band and the 698-746MHz band, the power of any emission outside a licensee's frequency band(s) of operation shall be attenuated below the transmitter power (P) within the licensed band(s) of operation, measured in watts, by at least 43+10*log(P) dB. Compliance with this provision is based on the use of measurement instrumentation employing a resolution bandwidth of 100 kHz bands immediately outside and adjacent to a licensee's frequency block, a resolution bandwidth of at least 30 kHz may be employed.

FCC § 27.53(h) (1)

Except as otherwise specified below, for operations in the 1695-1710 MHz, 1710-1755 MHz, 1755-1780 MHz, 1915-1920 MHz, 1995-2000 MHz, 2000-2020 MHz, 2110-2155 MHz, 2155-2180 MHz, and 2180-2200 bands, the power of any emission outside a licensee's frequency block shall be attenuated below the transmitter power (P) in watts by at least 43 + 10 $\log_{10}$ (P) dB.

FCC § 27.53(m) (4)

For mobile digital stations (BRS and EBS stations), the attenuation factor shall be not less than:

• 40+10logP dB (−10 dBm, 100 nW) on all frequencies between the channel edge and 5 MHz from the channel edge.

• 43+10logP dB (−13 dBm, 50 nW) on all frequencies between 5 MHz and X MHz from the channel edge,

• 55+10logP dB (−25 dBm, 3 nW) on all frequencies more than X MHz from the channel edge, where X is the greater of 6 MHz or the actual emission bandwidth (26 dB).

In addition, the attenuation factor shall not be less that 43 + 10 log (P) dB on all frequencies between 2490.5 MHz and 2496 MHz and 55 + 10 log (P) dB at or below 2490.5 MHz. Mobile Satellite Service licensees operating on frequencies below 2495 MHz may also submit a documented interference complaint against BRS licensees operating on channel BRS Channel 1 on the same terms and conditions as adjacent channel BRS or EBS licensees.

FCC § 90.691

(a) Out-of-band emission requirement shall apply only to the “outer” channels included in an EA license and to spectrum adjacent to interior channels used by incumbent licensees. The emission limits are as follows:

(1) For any frequency removed from the EA licensee's frequency block by up to and including 37.5 kHz, the power of any emission shall be attenuated below the transmitter power (P) in watts by at least 116 $Log_{10}(f/6.1)$ decibels or 50 + 10 $Log_{10}(P)$ decibels or 80 decibels, whichever is the lesser attenuation, where f is the frequency removed from the center of the outer channel in the block in kilohertz and where f is greater than 12.5 kHz.

(2) For any frequency removed from the EA licensee's frequency block greater than 37.5 kHz, the power of any emission shall be attenuated below the transmitter power (P) in watts by at least 43 + $10Log_{10}(P)$ decibels or 80 decibels, whichever is the lesser attenuation, where f is the frequency removed from the center of the outer channel in the block in kilohertz and where f is greater than 37.5 kHz.

(b) When an emission outside of the authorized bandwidth causes harmful interference, the Commission may, at its discretion, require greater attenuation than specified in this section.

FCC § 90.543

(e) For operations in the 758–768 MHz and the 788–798 MHz bands, the power of any emission outside the licensee’s frequency band(s) of operation shall be attenuated below the transmitter power (P) within the licensed band(s) of operation, measured in watts, in accordance with the following:

(1) On all frequencies between 769–775 MHz and 799–805 MHz, by a factor not less than 76 + 10 log (P) dB in a 6.25 kHz band segment, for base and fixed stations.

(2) On all frequencies between 769–775 MHz and 799–805 MHz, by a factor not less than 65 + 10 log (P) dB in a 6.25 kHz band segment, for mobile and portable stations.

(3) On any frequency between 775–788 MHz, above 805 MHz, and below 758 MHz, by at least 43 + 10 log (P) dB.

(4) Compliance with the provisions of paragraphs (e)(1) and (2) of this section is based on the use of measurement instrumentation such that the reading taken with any resolution bandwidth setting should be adjusted to indicate spectral energy in a 6.25 kHz segment.

(f) For operations in the 758–775 MHz and 788–805 MHz bands, all emissions including harmonics in the band 1559– 1610 MHz shall be limited to -70 dBW/ MHz equivalent isotropically radiated power (EIRP) for wideband signals, and -80 dBW EIRP for discrete emissions of less than 700 Hz bandwidth. For the purpose of equipment authorization, a transmitter shall be tested with an antenna that is representative of the type that will be used with the equipment in normal operation.

FCC § 96.41(e)

The conducted power of any emission outside the fundamental emission (whether in or outside of the authorized band) shall not exceed -13 dBm/MHz within 0-10 megahertz above the upper SAS-assigned channel edge and within 0-10 megahertz below the lower SAS-assigned channel edge. At all frequencies

greater than 10 megahertz above the upper SAS assigned channel edge and less than 10 MHz below the lower SAS assigned channel edge, the conducted power of any emission shall not exceed-25 dBm/MHz.The conducted power of any emissions below 3530 MHz or above 3720 MHz shall not exceed-40 dBm/MHz.

Compliance with the applicable limits is based on the use of measurement instrumentation employing a resolution bandwidth of 100 kHz or greater for frequencies less than 1 GHz and 1 MHz or greater for frequencies greater than1GHz.However, in the 1 MHz bands immediately outside and adjacent to the frequency block a resolutionbandwidth of at least one percent of the emission bandwidth of the fundamental emission of the transmitter may be employed.The emission bandwidth is defined as the width of the signal between two points, one below the carrier center frequency and one above the carrier center frequency, outside of which all emission are attenuated at least26 dB below the transmitter power.

5.7.2 Test Setup

The section 4.4.3 and 4.4.4 (Diagram 3, 4) test setup description was used for this test. The photo of test setup please refer to ANNEX B.

5.7.3 Test Procedure

1. On a test site, the EUT shall be placed at 80cm height on a turn table, and in the position close to normal use as declared by the applicant.

2. The test antenna shall be oriented initially for vertical polarization located 3 m from EUT to correspond to the fundamental frequency of the transmitter.

3. The output of the test antenna shall be connected to the measuring receiver and the peak detector is used for the measurement.

4. During the measurement of the EUT, the resolution bandwidth was to 1 MHz and the average bandwidth

was set to 1 MHz.

5. The transmitter shall be switched on; the measuring receiver shall be tuned to the frequency of the

transmitter under test.

6. The test antenna shall be raised and lowered through the specified range of height until the maximum

signal level is detected by the measuring receiver.

7. The transmitter shall be rotated through 360° in the horizontal plane, until the maximum signal level is

detected by the measuring receiver.

8. The test antenna shall be raised and lowered again through the specified range of height until the

maximum signal level is detected by the measuring receiver.

9. The maximum signal level detected by the measuring receiver shall be noted.

10. The EUT was replaced by half-wave dipole (824 ~ 849 MHz) or horn antenna (1 850 ~ 1 910 MHz) connected to a signal generator.

11. In necessary, the input attenuator setting on the measuring receiver shall be adjusted in order to increase

the sensitivity of the measuring receiver.

12. The test antenna shall be raised and lowered through the specified range of height to ensure that the maximum signal is received.

13. The input signal to the substitution antenna shall be adjusted to the level that produces a level detected by the measuring received, which is equal to the level noted while the transmitter radiated power was measured, corrected for the change of input attenuator setting of the measuring receiver.

14. The input level to the substitution antenna shall be recorded as power level in dBm, corrected for any change of input attenuator setting of the measuring receiver.

15. The measurement shall be repeated with the test antenna and the substitution antenna orientated for horizontal polarization.

Final measurement calculation as below:

The relevant equation for determining the ERP/EIRP from the radiated RF output power is:

ERP/EIRP (dBm) = SA Read Value (dBm) + Correction Factor (dB)

where:
ERP/EIRP = effective or equivalent radiated power, in dBm;
SA Read Value = measured transmitter power received by EMI receiver or spectrum analyzer, in dBm;
Correction Factor = total correction factor including cable loss, in dB;

During the test, the data of Correction Factor (dB) is added in the EMI receiver or spectrum analyzer, so SA Read Value (dBm) is the final values which contains the data of Correction Factor (dB).

For example:

In the ERP test, when SA read value for GSM850 is 21dBm, and correction factor is 8dB, then final ERP value for GSM850 is:

ERP (dBm) = 21dBm + 8dB = 29dBm

5.7.4 Test Result

Please refer to ANNEX A.7.

ANNEX A TEST RESULTS

A.1 Transmitter Radiated Power (EIRP/ERP)

WCDMA Mode Test Data

Test Band	Test Channel	Conducted Output AV Power (dBm)	Antenna Gain (dBi)	EIRP (dBm)	EIRP (W)	Limit (W)	Verdict
WCDMA Band 2	LCH	22.38	1.5	23.88	0.244	2.000	Pass
	MCH	22.49	1.5	23.99	0.251	2.000	Pass
	HCH	22.32	1.5	23.82	0.241	2.000	Pass
HSDPA Band 2	LCH	21.49	1.5	22.99	0.199	2.000	Pass
	MCH	21.50	1.5	23.00	0.200	2.000	Pass
	HCH	21.45	1.5	22.95	0.197	2.000	Pass
HSUPA Band 2	LCH	21.61	1.5	23.11	0.205	2.000	Pass
	MCH	21.52	1.5	23.02	0.200	2.000	Pass
	HCH	21.35	1.5	22.85	0.193	2.000	Pass

Test Band	Test Channel	Conducted Output AV Power (dBm)	Antenna Gain (dBi)	EIRP (dBm)	EIRP (W)	Limit (W)	Verdict
WCDMA Band 4	LCH	22.47	1.5	23.97	0.249	1.000	Pass
	MCH	22.55	1.5	24.05	0.254	1.000	Pass
	HCH	22.48	1.5	23.98	0.250	1.000	Pass
HSDPA Band 4	LCH	21.52	1.5	23.02	0.200	1.000	Pass
	MCH	21.59	1.5	23.09	0.204	1.000	Pass
	HCH	21.52	1.5	23.02	0.200	1.000	Pass
HSUPA Band 4	LCH	21.43	1.5	22.93	0.196	1.000	Pass
	MCH	21.48	1.5	22.98	0.199	1.000	Pass
	HCH	21.45	1.5	22.95	0.197	1.000	Pass

Test Band	Test Channel	Conducted Output AV Power (dBm)	Antenna Gain (dBi)	Antenna Gain (dBd)	ERP (dBm)	ERP (W)	Limit (W)	Verdict
WCDMA Band 5	LCH	22.75	0.5	-1.65	21.10	0.129	7.000	Pass
	MCH	22.76	0.5	-1.65	21.11	0.129	7.000	Pass
	HCH	22.71	0.5	-1.65	21.06	0.128	7.000	Pass
HSDPA Band 5	LCH	21.77	0.5	-1.65	20.12	0.103	7.000	Pass
	MCH	21.75	0.5	-1.65	20.10	0.102	7.000	Pass
	HCH	21.72	0.5	-1.65	20.07	0.102	7.000	Pass
HSUPA Band 5	LCH	21.83	0.5	-1.65	20.18	0.104	7.000	Pass
	MCH	21.76	0.5	-1.65	20.11	0.103	7.000	Pass
	HCH	21.65	0.5	-1.65	20.00	0.100	7.000	Pass

Note 1: For the HSDPA and HSUPA mode, all subtests were tested and just the worst data were recorded in this table.

Note 2: ERP/EIRP = P_{Meas} + GT − LC

ERP/EIRP = effective or equivalent radiated power, respectively (expressed in the same units as P_{Meas}, typically dBW or dBm);

P_{Meas} = measured transmitter output power or PSD, in dBm or dBW;

GT = gain of the transmitting antenna, in dBd (ERP) or dBi (EIRP);

LC = signal attenuation in the connecting cable between the transmitter and antenna, in dB.

ERP = EIRP – 2.15; where ERP and EIRP are expressed in consistent units.

HSDPA Conducted Output Power

Band	Channel	Conducted Output Average Power							
		Subtest1		Subtest2		Subtest3		Subtest4	
		(dBm)	(W)	(dBm)	(W)	(dBm)	(W)	(dBm)	(W)
HSDPA Band 2	LCH	21.45	0.140	21.49	0.141	20.96	0.125	20.97	0.125
	MCH	21.50	0.141	21.50	0.141	21.01	0.126	21.01	0.126
	HCH	21.45	0.140	21.45	0.140	20.94	0.124	21.00	0.126
HSDPA Band 4	LCH	21.51	0.142	21.52	0.142	20.99	0.126	21.02	0.126
	MCH	21.59	0.144	21.50	0.141	21.00	0.126	21.04	0.127
	HCH	21.52	0.142	21.46	0.140	21.00	0.126	21.00	0.126
HSDPA Band 5	LCH	21.76	0.150	21.77	0.150	21.26	0.134	21.27	0.134
	MCH	21.74	0.149	21.75	0.150	21.25	0.133	21.27	0.134
	HCH	21.71	0.148	21.72	0.149	21.23	0.133	21.26	0.134

HSUPA Conducted Output Power

Band	Channel	Conducted Output Average Power									
		Subtest1		Subtest2		Subtest3		Subtest4		Subtest5	
		(dBm)	(W)	(dBm)	(W)	(dBm)	(W)	(dBm)	(W)	(dBm)	(W)
HSUPA Band 2	LCH	21.61	0.145	19.51	0.089	20.41	0.110	19.48	0.089	21.36	0.137
	MCH	21.52	0.142	19.60	0.091	20.43	0.110	19.39	0.087	21.35	0.136
	HCH	21.35	0.136	19.32	0.086	20.58	0.114	19.45	0.088	21.27	0.134
HSUPA Band 4	LCH	21.43	0.139	19.60	0.091	20.35	0.108	19.52	0.090	21.28	0.134
	MCH	21.48	0.141	19.42	0.087	20.53	0.113	19.49	0.089	21.32	0.136
	HCH	21.45	0.140	19.46	0.088	20.50	0.112	19.53	0.090	21.35	0.136
HSUPA Band 5	LCH	21.83	0.152	19.68	0.093	20.73	0.118	19.81	0.096	21.70	0.148
	MCH	21.76	0.150	19.64	0.092	20.72	0.118	19.69	0.093	21.54	0.143
	HCH	21.65	0.146	19.74	0.094	20.88	0.122	19.74	0.094	21.65	0.146

LTE Mode Test Data

Test BW	Test Channel	Test Mode	Test RB (Size#Offset)	Conducted Output AV Power (dBm)	Antenna Gain (dBi)	EIRP (dBm)	EIRP (W)	Limit (W)	Verdict
LTE BAND2									
1.4 MHz	LCH	QPSK	RB1#0	22.27	1.5	23.77	0.238	2.00	Pass
			RB1#3	22.36	1.5	23.86	0.243	2.00	Pass
			RB1#5	22.31	1.5	23.81	0.240	2.00	Pass
			RB3#0	22.44	1.5	23.94	0.248	2.00	Pass
			RB3#2	22.46	1.5	23.96	0.249	2.00	Pass
			RB3#3	22.44	1.5	23.94	0.248	2.00	Pass
			RB6#0	21.32	1.5	22.82	0.191	2.00	Pass
		16-QAM	RB1#0	21.5	1.5	23.00	0.200	2.00	Pass
			RB1#3	21.58	1.5	23.08	0.203	2.00	Pass
			RB1#5	21.5	1.5	23.00	0.200	2.00	Pass
			RB3#0	21.49	1.5	22.99	0.199	2.00	Pass
			RB3#2	21.59	1.5	23.09	0.204	2.00	Pass
			RB3#3	21.49	1.5	22.99	0.199	2.00	Pass
			RB6#0	20.58	1.5	22.08	0.161	2.00	Pass
	MCH	QPSK	RB1#0	22.38	1.5	23.88	0.244	2.00	Pass
			RB1#3	22.45	1.5	23.95	0.248	2.00	Pass
			RB1#5	22.32	1.5	23.82	0.241	2.00	Pass
			RB3#0	22.52	1.5	24.02	0.252	2.00	Pass
			RB3#2	22.49	1.5	23.99	0.251	2.00	Pass
			RB3#3	22.45	1.5	23.95	0.248	2.00	Pass
			RB6#0	21.41	1.5	22.91	0.195	2.00	Pass
		16-QAM	RB1#0	21.8	1.5	23.30	0.214	2.00	Pass
			RB1#3	21.88	1.5	23.38	0.218	2.00	Pass
			RB1#5	21.8	1.5	23.30	0.214	2.00	Pass
			RB3#0	21.71	1.5	23.21	0.209	2.00	Pass
			RB3#2	21.76	1.5	23.26	0.212	2.00	Pass
			RB3#3	21.72	1.5	23.22	0.210	2.00	Pass
			RB6#0	20.41	1.5	21.91	0.155	2.00	Pass
	HCH	QPSK	RB1#0	22.42	1.5	23.92	0.247	2.00	Pass
			RB1#3	22.48	1.5	23.98	0.250	2.00	Pass
			RB1#5	22.47	1.5	23.97	0.249	2.00	Pass
			RB3#0	22.52	1.5	24.02	0.252	2.00	Pass
			RB3#2	22.6	1.5	24.10	0.257	2.00	Pass
			RB3#3	22.54	1.5	24.04	0.254	2.00	Pass
			RB6#0	21.51	1.5	23.01	0.200	2.00	Pass
		16-QAM	RB1#0	21.5	1.5	23.00	0.200	2.00	Pass
			RB1#3	21.6	1.5	23.10	0.204	2.00	Pass

Test BW	Test Channel	Test Mode	Test RB (Size#Offset)	Conducted Output AV Power (dBm)	Antenna Gain (dBi)	EIRP (dBm)	EIRP (W)	Limit (W)	Verdict
LTE BAND2									
			RB1#5	21.51	1.5	23.01	0.200	2.00	Pass
			RB3#0	21.69	1.5	23.19	0.208	2.00	Pass
			RB3#2	21.78	1.5	23.28	0.213	2.00	Pass
			RB3#3	21.71	1.5	23.21	0.209	2.00	Pass
			RB6#0	20.73	1.5	22.23	0.167	2.00	Pass
3 MHz	LCH	QPSK	RB1#0	22.58	1.5	24.08	0.256	2.00	Pass
			RB1#7	22.6	1.5	24.10	0.257	2.00	Pass
			RB1#14	22.58	1.5	24.08	0.256	2.00	Pass
			RB8#0	21.66	1.5	23.16	0.207	2.00	Pass
			RB8#4	21.7	1.5	23.20	0.209	2.00	Pass
			RB8#7	21.69	1.5	23.19	0.208	2.00	Pass
			RB15#0	21.68	1.5	23.18	0.208	2.00	Pass
		16-QAM	RB1#0	21.6	1.5	23.10	0.204	2.00	Pass
			RB1#7	21.57	1.5	23.07	0.203	2.00	Pass
			RB1#14	21.56	1.5	23.06	0.202	2.00	Pass
			RB8#0	20.8	1.5	22.30	0.170	2.00	Pass
			RB8#4	20.82	1.5	22.32	0.171	2.00	Pass
			RB8#7	20.81	1.5	22.31	0.170	2.00	Pass
			RB15#0	20.74	1.5	22.24	0.167	2.00	Pass
	MCH	QPSK	RB1#0	22.61	1.5	24.11	0.258	2.00	Pass
			RB1#7	22.6	1.5	24.10	0.257	2.00	Pass
			RB1#14	22.59	1.5	24.09	0.256	2.00	Pass
			RB8#0	21.64	1.5	23.14	0.206	2.00	Pass
			RB8#4	21.67	1.5	23.17	0.207	2.00	Pass
			RB8#7	21.66	1.5	23.16	0.207	2.00	Pass
			RB15#0	21.65	1.5	23.15	0.207	2.00	Pass
		16-QAM	RB1#0	22.02	1.5	23.52	0.225	2.00	Pass
			RB1#7	22	1.5	23.50	0.224	2.00	Pass
			RB1#14	22.02	1.5	23.52	0.225	2.00	Pass
			RB8#0	20.78	1.5	22.28	0.169	2.00	Pass
			RB8#4	20.77	1.5	22.27	0.169	2.00	Pass
			RB8#7	20.77	1.5	22.27	0.169	2.00	Pass
			RB15#0	20.71	1.5	22.21	0.166	2.00	Pass
	HCH	QPSK	RB1#0	22.51	1.5	24.01	0.252	2.00	Pass
			RB1#7	22.56	1.5	24.06	0.255	2.00	Pass
			RB1#14	22.55	1.5	24.05	0.254	2.00	Pass
			RB8#0	21.63	1.5	23.13	0.206	2.00	Pass
			RB8#4	21.66	1.5	23.16	0.207	2.00	Pass

Test BW	Test Channel	Test Mode	Test RB (Size#Offset)	Conducted Output AV Power (dBm)	Antenna Gain (dBi)	EIRP (dBm)	EIRP (W)	Limit (W)	Verdict
LTE BAND2									
			RB8#7	21.59	1.5	23.09	0.204	2.00	Pass
			RB15#0	21.65	1.5	23.15	0.207	2.00	Pass
		16-QAM	RB1#0	21.65	1.5	23.15	0.207	2.00	Pass
			RB1#7	21.61	1.5	23.11	0.205	2.00	Pass
			RB1#14	21.62	1.5	23.12	0.205	2.00	Pass
			RB8#0	20.67	1.5	22.17	0.165	2.00	Pass
			RB8#4	20.72	1.5	22.22	0.167	2.00	Pass
			RB8#7	20.62	1.5	22.12	0.163	2.00	Pass
			RB15#0	20.59	1.5	22.09	0.162	2.00	Pass
5 MHz	LCH	QPSK	RB1#0	22.63	1.5	24.13	0.259	2.00	Pass
			RB1#13	22.76	1.5	24.26	0.267	2.00	Pass
			RB1#24	22.69	1.5	24.19	0.262	2.00	Pass
			RB12#0	21.73	1.5	23.23	0.210	2.00	Pass
			RB12#6	21.75	1.5	23.25	0.211	2.00	Pass
			RB12#13	21.73	1.5	23.23	0.210	2.00	Pass
			RB25#0	21.76	1.5	23.26	0.212	2.00	Pass
		16-QAM	RB1#0	21.87	1.5	23.37	0.217	2.00	Pass
			RB1#13	21.88	1.5	23.38	0.218	2.00	Pass
			RB1#24	21.83	1.5	23.33	0.215	2.00	Pass
			RB12#0	20.78	1.5	22.28	0.169	2.00	Pass
			RB12#6	20.76	1.5	22.26	0.168	2.00	Pass
			RB12#13	20.74	1.5	22.24	0.167	2.00	Pass
			RB25#0	20.68	1.5	22.18	0.165	2.00	Pass
	MCH	QPSK	RB1#0	22.69	1.5	24.19	0.262	2.00	Pass
			RB1#13	22.69	1.5	24.19	0.262	2.00	Pass
			RB1#24	22.71	1.5	24.21	0.264	2.00	Pass
			RB12#0	21.67	1.5	23.17	0.207	2.00	Pass
			RB12#6	21.71	1.5	23.21	0.209	2.00	Pass
			RB12#13	21.65	1.5	23.15	0.207	2.00	Pass
			RB25#0	21.66	1.5	23.16	0.207	2.00	Pass
		16-QAM	RB1#0	22.21	1.5	23.71	0.235	2.00	Pass
			RB1#13	22.26	1.5	23.76	0.238	2.00	Pass
			RB1#24	22.22	1.5	23.72	0.236	2.00	Pass
			RB12#0	20.87	1.5	22.37	0.173	2.00	Pass
			RB12#6	20.86	1.5	22.36	0.172	2.00	Pass
			RB12#13	20.84	1.5	22.34	0.171	2.00	Pass
			RB25#0	20.78	1.5	22.28	0.169	2.00	Pass
	HCH	QPSK	RB1#0	22.53	1.5	24.03	0.253	2.00	Pass

Test BW	Test Channel	Test Mode	Test RB (Size#Offset)	Conducted Output AV Power (dBm)	Antenna Gain (dBi)	EIRP (dBm)	EIRP (W)	Limit (W)	Verdict
LTE BAND2									
			RB1#13	22.64	1.5	24.14	0.259	2.00	Pass
			RB1#24	22.58	1.5	24.08	0.256	2.00	Pass
			RB12#0	21.65	1.5	23.15	0.207	2.00	Pass
			RB12#6	21.64	1.5	23.14	0.206	2.00	Pass
			RB12#13	21.64	1.5	23.14	0.206	2.00	Pass
			RB25#0	21.66	1.5	23.16	0.207	2.00	Pass
		16-QAM	RB1#0	21.71	1.5	23.21	0.209	2.00	Pass
			RB1#13	21.79	1.5	23.29	0.213	2.00	Pass
			RB1#24	21.75	1.5	23.25	0.211	2.00	Pass
			RB12#0	20.73	1.5	22.23	0.167	2.00	Pass
			RB12#6	20.74	1.5	22.24	0.167	2.00	Pass
			RB12#13	20.71	1.5	22.21	0.166	2.00	Pass
			RB25#0	20.63	1.5	22.13	0.163	2.00	Pass
10 MHz	LCH	QPSK	RB1#0	22.67	1.5	24.17	0.261	2.00	Pass
			RB1#25	22.67	1.5	24.17	0.261	2.00	Pass
			RB1#49	22.64	1.5	24.14	0.259	2.00	Pass
			RB25#0	21.64	1.5	23.14	0.206	2.00	Pass
			RB25#13	21.69	1.5	23.19	0.208	2.00	Pass
			RB25#25	21.6	1.5	23.10	0.204	2.00	Pass
			RB50#0	21.58	1.5	23.08	0.203	2.00	Pass
		16-QAM	RB1#0	21.57	1.5	23.07	0.203	2.00	Pass
			RB1#25	21.61	1.5	23.11	0.205	2.00	Pass
			RB1#49	21.5	1.5	23.00	0.200	2.00	Pass
			RB25#0	20.69	1.5	22.19	0.166	2.00	Pass
			RB25#13	20.78	1.5	22.28	0.169	2.00	Pass
			RB25#25	20.64	1.5	22.14	0.164	2.00	Pass
			RB50#0	20.62	1.5	22.12	0.163	2.00	Pass
	MCH	QPSK	RB1#0	22.62	1.5	24.12	0.258	2.00	Pass
			RB1#25	22.64	1.5	24.14	0.259	2.00	Pass
			RB1#49	22.62	1.5	24.12	0.258	2.00	Pass
			RB25#0	21.68	1.5	23.18	0.208	2.00	Pass
			RB25#13	21.7	1.5	23.20	0.209	2.00	Pass
			RB25#25	21.7	1.5	23.20	0.209	2.00	Pass
			RB50#0	21.69	1.5	23.19	0.208	2.00	Pass
		16-QAM	RB1#0	22.03	1.5	23.53	0.225	2.00	Pass
			RB1#25	22.04	1.5	23.54	0.226	2.00	Pass
			RB1#49	22.02	1.5	23.52	0.225	2.00	Pass
			RB25#0	20.75	1.5	22.25	0.168	2.00	Pass

Test BW	Test Channel	Test Mode	Test RB (Size#Offset)	Conducted Output AV Power (dBm)	Antenna Gain (dBi)	EIRP (dBm)	EIRP (W)	Limit (W)	Verdict
LTE BAND2									
			RB25#13	20.76	1.5	22.26	0.168	2.00	Pass
			RB25#25	20.79	1.5	22.29	0.169	2.00	Pass
			RB50#0	20.79	1.5	22.29	0.169	2.00	Pass
	HCH	QPSK	RB1#0	22.56	1.5	24.06	0.255	2.00	Pass
			RB1#25	22.56	1.5	24.06	0.255	2.00	Pass
			RB1#49	22.59	1.5	24.09	0.256	2.00	Pass
			RB25#0	21.6	1.5	23.10	0.204	2.00	Pass
			RB25#13	21.65	1.5	23.15	0.207	2.00	Pass
			RB25#25	21.65	1.5	23.15	0.207	2.00	Pass
			RB50#0	21.66	1.5	23.16	0.207	2.00	Pass
		16-QAM	RB1#0	21.62	1.5	23.12	0.205	2.00	Pass
			RB1#25	21.62	1.5	23.12	0.205	2.00	Pass
			RB1#49	21.58	1.5	23.08	0.203	2.00	Pass
			RB25#0	20.76	1.5	22.26	0.168	2.00	Pass
			RB25#13	20.75	1.5	22.25	0.168	2.00	Pass
			RB25#25	20.73	1.5	22.23	0.167	2.00	Pass
			RB50#0	20.7	1.5	22.20	0.166	2.00	Pass
15 MHz	LCH	QPSK	RB1#0	22.62	1.5	24.12	0.258	2.00	Pass
			RB1#38	22.64	1.5	24.14	0.259	2.00	Pass
			RB1#74	22.56	1.5	24.06	0.255	2.00	Pass
			RB36#0	21.67	1.5	23.17	0.207	2.00	Pass
			RB36#19	21.63	1.5	23.13	0.206	2.00	Pass
			RB36#39	21.62	1.5	23.12	0.205	2.00	Pass
			RB75#0	21.6	1.5	23.10	0.204	2.00	Pass
		16-QAM	RB1#0	21.61	1.5	23.11	0.205	2.00	Pass
			RB1#38	21.64	1.5	23.14	0.206	2.00	Pass
			RB1#74	21.53	1.5	23.03	0.201	2.00	Pass
			RB36#0	20.69	1.5	22.19	0.166	2.00	Pass
			RB36#19	20.64	1.5	22.14	0.164	2.00	Pass
			RB36#39	20.66	1.5	22.16	0.164	2.00	Pass
			RB75#0	20.62	1.5	22.12	0.163	2.00	Pass
	MCH	QPSK	RB1#0	22.67	1.5	24.17	0.261	2.00	Pass
			RB1#38	22.65	1.5	24.15	0.260	2.00	Pass
			RB1#74	22.65	1.5	24.15	0.260	2.00	Pass
			RB36#0	21.67	1.5	23.17	0.207	2.00	Pass
			RB36#19	21.74	1.5	23.24	0.211	2.00	Pass
			RB36#39	21.68	1.5	23.18	0.208	2.00	Pass
			RB75#0	21.72	1.5	23.22	0.210	2.00	Pass

Test BW	Test Channel	Test Mode	Test RB (Size#Offset)	Conducted Output AV Power (dBm)	Antenna Gain (dBi)	EIRP (dBm)	EIRP (W)	Limit (W)	Verdict
LTE BAND2									
		16-QAM	RB1#0	22.1	1.5	23.60	0.229	2.00	Pass
			RB1#38	22.05	1.5	23.55	0.226	2.00	Pass
			RB1#74	22.06	1.5	23.56	0.227	2.00	Pass
			RB36#0	20.77	1.5	22.27	0.169	2.00	Pass
			RB36#19	20.79	1.5	22.29	0.169	2.00	Pass
			RB36#39	20.79	1.5	22.29	0.169	2.00	Pass
			RB75#0	20.74	1.5	22.24	0.167	2.00	Pass
	HCH	QPSK	RB1#0	22.52	1.5	24.02	0.252	2.00	Pass
			RB1#38	22.53	1.5	24.03	0.253	2.00	Pass
			RB1#74	22.55	1.5	24.05	0.254	2.00	Pass
			RB36#0	21.56	1.5	23.06	0.202	2.00	Pass
			RB36#19	21.67	1.5	23.17	0.207	2.00	Pass
			RB36#39	21.65	1.5	23.15	0.207	2.00	Pass
			RB75#0	21.65	1.5	23.15	0.207	2.00	Pass
		16-QAM	RB1#0	22.04	1.5	23.54	0.226	2.00	Pass
			RB1#38	22.03	1.5	23.53	0.225	2.00	Pass
			RB1#74	22	1.5	23.50	0.224	2.00	Pass
			RB36#0	20.59	1.5	22.09	0.162	2.00	Pass
			RB36#19	20.65	1.5	22.15	0.164	2.00	Pass
			RB36#39	20.61	1.5	22.11	0.163	2.00	Pass
			RB75#0	20.58	1.5	22.08	0.161	2.00	Pass
20 MHz	LCH	QPSK	RB1#0	22.59	1.5	24.09	0.256	2.00	Pass
			RB1#50	22.58	1.5	24.08	0.256	2.00	Pass
			RB1#99	22.59	1.5	24.09	0.256	2.00	Pass
			RB50#0	21.59	1.5	23.09	0.204	2.00	Pass
			RB50#25	21.69	1.5	23.19	0.208	2.00	Pass
			RB50#50	21.66	1.5	23.16	0.207	2.00	Pass
			RB100#0	21.63	1.5	23.13	0.206	2.00	Pass
		16-QAM	RB1#0	22.18	1.5	23.68	0.233	2.00	Pass
			RB1#50	22.13	1.5	23.63	0.231	2.00	Pass
			RB1#99	22.15	1.5	23.65	0.232	2.00	Pass
			RB50#0	20.72	1.5	22.22	0.167	2.00	Pass
			RB50#25	20.75	1.5	22.25	0.168	2.00	Pass
			RB50#50	20.72	1.5	22.22	0.167	2.00	Pass
			RB100#0	20.71	1.5	22.21	0.166	2.00	Pass
	MCH	QPSK	RB1#0	22.79	1.5	24.29	0.269	2.00	Pass
			RB1#50	22.67	1.5	24.17	0.261	2.00	Pass
			RB1#99	22.7	1.5	24.20	0.263	2.00	Pass

Test BW	Test Channel	Test Mode	Test RB (Size#Offset)	Conducted Output AV Power (dBm)	Antenna Gain (dBi)	EIRP (dBm)	EIRP (W)	Limit (W)	Verdict
LTE BAND2									
			RB50#0	21.7	1.5	23.20	0.209	2.00	Pass
			RB50#25	21.74	1.5	23.24	0.211	2.00	Pass
			RB50#50	21.7	1.5	23.20	0.209	2.00	Pass
			RB100#0	21.72	1.5	23.22	0.210	2.00	Pass
		16-QAM	RB1#0	22.23	1.5	23.73	0.236	2.00	Pass
			RB1#50	22.15	1.5	23.65	0.232	2.00	Pass
			RB1#99	22.18	1.5	23.68	0.233	2.00	Pass
			RB50#0	20.76	1.5	22.26	0.168	2.00	Pass
			RB50#25	20.77	1.5	22.27	0.169	2.00	Pass
			RB50#50	20.75	1.5	22.25	0.168	2.00	Pass
			RB100#0	20.75	1.5	22.25	0.168	2.00	Pass
	HCH	QPSK	RB1#0	22.55	1.5	24.05	0.254	2.00	Pass
			RB1#50	22.54	1.5	24.04	0.254	2.00	Pass
			RB1#99	22.56	1.5	24.06	0.255	2.00	Pass
			RB50#0	21.66	1.5	23.16	0.207	2.00	Pass
			RB50#25	21.62	1.5	23.12	0.205	2.00	Pass
			RB50#50	21.65	1.5	23.15	0.207	2.00	Pass
			RB100#0	21.72	1.5	23.22	0.210	2.00	Pass
		16-QAM	RB1#0	21.99	1.5	23.49	0.223	2.00	Pass
			RB1#50	21.94	1.5	23.44	0.221	2.00	Pass
			RB1#99	21.96	1.5	23.46	0.222	2.00	Pass
			RB50#0	20.67	1.5	22.17	0.165	2.00	Pass
			RB50#25	20.64	1.5	22.14	0.164	2.00	Pass
			RB50#50	20.63	1.5	22.13	0.163	2.00	Pass
			RB100#0	20.71	1.5	22.21	0.166	2.00	Pass

Test BW	Test Channel	Test Mode	Test RB (Size#Offset)	Conducted Output AV Power (dBm)	Antenna Gain (dBi)	EIRP (dBm)	EIRP (W)	Limit (W)	Verdict
LTE BAND4									
1.4 MHz	LCH	QPSK	RB1#0	22.6	1.5	24.10	0.257	1.000	Pass
			RB1#3	22.65	1.5	24.15	0.260	1.000	Pass
			RB1#5	22.62	1.5	24.12	0.258	1.000	Pass
			RB3#0	22.66	1.5	24.16	0.261	1.000	Pass
			RB3#2	22.71	1.5	24.21	0.264	1.000	Pass
			RB3#3	22.66	1.5	24.16	0.261	1.000	Pass
			RB6#0	21.65	1.5	23.15	0.207	1.000	Pass
		16-QAM	RB1#0	21.73	1.5	23.23	0.210	1.000	Pass
			RB1#3	21.82	1.5	23.32	0.215	1.000	Pass
			RB1#5	21.78	1.5	23.28	0.213	1.000	Pass
			RB3#0	21.73	1.5	23.23	0.210	1.000	Pass
			RB3#2	21.8	1.5	23.30	0.214	1.000	Pass
			RB3#3	21.73	1.5	23.23	0.210	1.000	Pass
			RB6#0	20.8	1.5	22.30	0.170	1.000	Pass
	MCH	QPSK	RB1#0	22.64	1.5	24.14	0.259	1.000	Pass
			RB1#3	22.69	1.5	24.19	0.262	1.000	Pass
			RB1#5	22.66	1.5	24.16	0.261	1.000	Pass
			RB3#0	22.65	1.5	24.15	0.260	1.000	Pass
			RB3#2	22.72	1.5	24.22	0.264	1.000	Pass
			RB3#3	22.67	1.5	24.17	0.261	1.000	Pass
			RB6#0	21.65	1.5	23.15	0.207	1.000	Pass
		16-QAM	RB1#0	22.01	1.5	23.51	0.224	1.000	Pass
			RB1#3	22.06	1.5	23.56	0.227	1.000	Pass
			RB1#5	22.04	1.5	23.54	0.226	1.000	Pass
			RB3#0	21.88	1.5	23.38	0.218	1.000	Pass
			RB3#2	21.96	1.5	23.46	0.222	1.000	Pass
			RB3#3	21.88	1.5	23.38	0.218	1.000	Pass
			RB6#0	20.57	1.5	22.07	0.161	1.000	Pass
	HCH	QPSK	RB1#0	22.64	1.5	24.14	0.259	1.000	Pass
			RB1#3	22.76	1.5	24.26	0.267	1.000	Pass
			RB1#5	22.68	1.5	24.18	0.262	1.000	Pass
			RB3#0	22.75	1.5	24.25	0.266	1.000	Pass
			RB3#2	22.79	1.5	24.29	0.269	1.000	Pass
			RB3#3	22.76	1.5	24.26	0.267	1.000	Pass
			RB6#0	21.71	1.5	23.21	0.209	1.000	Pass
		16-QAM	RB1#0	21.75	1.5	23.25	0.211	1.000	Pass
			RB1#3	21.81	1.5	23.31	0.214	1.000	Pass

Test BW	Test Channel	Test Mode	Test RB (Size#Offset)	Conducted Output AV Power (dBm)	Antenna Gain (dBi)	EIRP (dBm)	EIRP (W)	Limit (W)	Verdict
LTE BAND4									
			RB1#5	21.74	1.5	23.24	0.211	1.000	Pass
			RB3#0	21.91	1.5	23.41	0.219	1.000	Pass
			RB3#2	21.97	1.5	23.47	0.222	1.000	Pass
			RB3#3	21.92	1.5	23.42	0.220	1.000	Pass
			RB6#0	20.86	1.5	22.36	0.172	1.000	Pass
3 MHz	LCH	QPSK	RB1#0	22.65	1.5	24.15	0.260	1.000	Pass
			RB1#7	22.68	1.5	24.18	0.262	1.000	Pass
			RB1#14	22.66	1.5	24.16	0.261	1.000	Pass
			RB8#0	21.76	1.5	23.26	0.212	1.000	Pass
			RB8#4	21.8	1.5	23.30	0.214	1.000	Pass
			RB8#7	21.74	1.5	23.24	0.211	1.000	Pass
			RB15#0	21.69	1.5	23.19	0.208	1.000	Pass
		16-QAM	RB1#0	21.65	1.5	23.15	0.207	1.000	Pass
			RB1#7	21.68	1.5	23.18	0.208	1.000	Pass
			RB1#14	21.6	1.5	23.10	0.204	1.000	Pass
			RB8#0	20.85	1.5	22.35	0.172	1.000	Pass
			RB8#4	20.85	1.5	22.35	0.172	1.000	Pass
			RB8#7	20.8	1.5	22.30	0.170	1.000	Pass
			RB15#0	20.73	1.5	22.23	0.167	1.000	Pass
	MCH	QPSK	RB1#0	22.71	1.5	24.21	0.264	1.000	Pass
			RB1#7	22.69	1.5	24.19	0.262	1.000	Pass
			RB1#14	22.68	1.5	24.18	0.262	1.000	Pass
			RB8#0	21.71	1.5	23.21	0.209	1.000	Pass
			RB8#4	21.76	1.5	23.26	0.212	1.000	Pass
			RB8#7	21.73	1.5	23.23	0.210	1.000	Pass
			RB15#0	21.73	1.5	23.23	0.210	1.000	Pass
		16-QAM	RB1#0	22.1	1.5	23.60	0.229	1.000	Pass
			RB1#7	22.12	1.5	23.62	0.230	1.000	Pass
			RB1#14	22.08	1.5	23.58	0.228	1.000	Pass
			RB8#0	20.81	1.5	22.31	0.170	1.000	Pass
			RB8#4	20.85	1.5	22.35	0.172	1.000	Pass
			RB8#7	20.81	1.5	22.31	0.170	1.000	Pass
			RB15#0	20.79	1.5	22.29	0.169	1.000	Pass
	HCH	QPSK	RB1#0	22.69	1.5	24.19	0.262	1.000	Pass
			RB1#7	22.72	1.5	24.22	0.264	1.000	Pass
			RB1#14	22.71	1.5	24.21	0.264	1.000	Pass
			RB8#0	21.74	1.5	23.24	0.211	1.000	Pass
			RB8#4	21.75	1.5	23.25	0.211	1.000	Pass

Test BW	Test Channel	Test Mode	Test RB (Size#Offset)	Conducted Output AV Power (dBm)	Antenna Gain (dBi)	EIRP (dBm)	EIRP (W)	Limit (W)	Verdict
LTE BAND4									
			RB8#7	21.71	1.5	23.21	0.209	1.000	Pass
			RB15#0	21.76	1.5	23.26	0.212	1.000	Pass
		16-QAM	RB1#0	21.79	1.5	23.29	0.213	1.000	Pass
			RB1#7	21.77	1.5	23.27	0.212	1.000	Pass
			RB1#14	21.73	1.5	23.23	0.210	1.000	Pass
			RB8#0	20.78	1.5	22.28	0.169	1.000	Pass
			RB8#4	20.8	1.5	22.30	0.170	1.000	Pass
			RB8#7	20.79	1.5	22.29	0.169	1.000	Pass
			RB15#0	20.7	1.5	22.20	0.166	1.000	Pass
5 MHz	LCH	QPSK	RB1#0	22.69	1.5	24.19	0.262	1.000	Pass
			RB1#13	22.8	1.5	24.30	0.269	1.000	Pass
			RB1#24	22.66	1.5	24.16	0.261	1.000	Pass
			RB12#0	21.71	1.5	23.21	0.209	1.000	Pass
			RB12#6	21.73	1.5	23.23	0.210	1.000	Pass
			RB12#13	21.7	1.5	23.20	0.209	1.000	Pass
			RB25#0	21.75	1.5	23.25	0.211	1.000	Pass
		16-QAM	RB1#0	21.9	1.5	23.40	0.219	1.000	Pass
			RB1#13	21.95	1.5	23.45	0.221	1.000	Pass
			RB1#24	21.88	1.5	23.38	0.218	1.000	Pass
			RB12#0	20.8	1.5	22.30	0.170	1.000	Pass
			RB12#6	20.83	1.5	22.33	0.171	1.000	Pass
			RB12#13	20.8	1.5	22.30	0.170	1.000	Pass
			RB25#0	20.73	1.5	22.23	0.167	1.000	Pass
	MCH	QPSK	RB1#0	22.7	1.5	24.20	0.263	1.000	Pass
			RB1#13	22.81	1.5	24.31	0.270	1.000	Pass
			RB1#24	22.72	1.5	24.22	0.264	1.000	Pass
			RB12#0	21.72	1.5	23.22	0.210	1.000	Pass
			RB12#6	21.79	1.5	23.29	0.213	1.000	Pass
			RB12#13	21.76	1.5	23.26	0.212	1.000	Pass
			RB25#0	21.75	1.5	23.25	0.211	1.000	Pass
		16-QAM	RB1#0	22.2	1.5	23.70	0.234	1.000	Pass
			RB1#13	22.29	1.5	23.79	0.239	1.000	Pass
			RB1#24	22.23	1.5	23.73	0.236	1.000	Pass
			RB12#0	20.91	1.5	22.41	0.174	1.000	Pass
			RB12#6	20.95	1.5	22.45	0.176	1.000	Pass
			RB12#13	20.89	1.5	22.39	0.173	1.000	Pass
			RB25#0	20.83	1.5	22.33	0.171	1.000	Pass
	HCH	QPSK	RB1#0	22.67	1.5	24.17	0.261	1.000	Pass

Test BW	Test Channel	Test Mode	Test RB (Size#Offset)	Conducted Output AV Power (dBm)	Antenna Gain (dBi)	EIRP (dBm)	EIRP (W)	Limit (W)	Verdict
LTE BAND4									
			RB1#13	22.78	1.5	24.28	0.268	1.000	Pass
			RB1#24	22.71	1.5	24.21	0.264	1.000	Pass
			RB12#0	21.71	1.5	23.21	0.209	1.000	Pass
			RB12#6	21.76	1.5	23.26	0.212	1.000	Pass
			RB12#13	21.74	1.5	23.24	0.211	1.000	Pass
			RB25#0	21.72	1.5	23.22	0.210	1.000	Pass
		16-QAM	RB1#0	21.82	1.5	23.32	0.215	1.000	Pass
			RB1#13	21.94	1.5	23.44	0.221	1.000	Pass
			RB1#24	21.86	1.5	23.36	0.217	1.000	Pass
			RB12#0	20.79	1.5	22.29	0.169	1.000	Pass
			RB12#6	20.85	1.5	22.35	0.172	1.000	Pass
			RB12#13	20.76	1.5	22.26	0.168	1.000	Pass
			RB25#0	20.65	1.5	22.15	0.164	1.000	Pass
10 MHz	LCH	QPSK	RB1#0	22.62	1.5	24.12	0.258	1.000	Pass
			RB1#25	22.64	1.5	24.14	0.259	1.000	Pass
			RB1#49	22.59	1.5	24.09	0.256	1.000	Pass
			RB25#0	21.68	1.5	23.18	0.208	1.000	Pass
			RB25#13	21.74	1.5	23.24	0.211	1.000	Pass
			RB25#25	21.66	1.5	23.16	0.207	1.000	Pass
			RB50#0	21.7	1.5	23.20	0.209	1.000	Pass
		16-QAM	RB1#0	21.6	1.5	23.10	0.204	1.000	Pass
			RB1#25	21.61	1.5	23.11	0.205	1.000	Pass
			RB1#49	21.58	1.5	23.08	0.203	1.000	Pass
			RB25#0	20.72	1.5	22.22	0.167	1.000	Pass
			RB25#13	20.77	1.5	22.27	0.169	1.000	Pass
			RB25#25	20.69	1.5	22.19	0.166	1.000	Pass
			RB50#0	20.72	1.5	22.22	0.167	1.000	Pass
	MCH	QPSK	RB1#0	22.64	1.5	24.14	0.259	1.000	Pass
			RB1#25	22.68	1.5	24.18	0.262	1.000	Pass
			RB1#49	22.69	1.5	24.19	0.262	1.000	Pass
			RB25#0	21.74	1.5	23.24	0.211	1.000	Pass
			RB25#13	21.73	1.5	23.23	0.210	1.000	Pass
			RB25#25	21.73	1.5	23.23	0.210	1.000	Pass
			RB50#0	21.75	1.5	23.25	0.211	1.000	Pass
		16-QAM	RB1#0	22.08	1.5	23.58	0.228	1.000	Pass
			RB1#25	22.08	1.5	23.58	0.228	1.000	Pass
			RB1#49	22.04	1.5	23.54	0.226	1.000	Pass
			RB25#0	20.77	1.5	22.27	0.169	1.000	Pass

Test BW	Test Channel	Test Mode	Test RB (Size#Offset)	Conducted Output AV Power (dBm)	Antenna Gain (dBi)	EIRP (dBm)	EIRP (W)	Limit (W)	Verdict
LTE BAND4									
			RB25#13	20.77	1.5	22.27	0.169	1.000	Pass
			RB25#25	20.77	1.5	22.27	0.169	1.000	Pass
			RB50#0	20.78	1.5	22.28	0.169	1.000	Pass
	HCH	QPSK	RB1#0	22.64	1.5	24.14	0.259	1.000	Pass
			RB1#25	22.64	1.5	24.14	0.259	1.000	Pass
			RB1#49	22.65	1.5	24.15	0.260	1.000	Pass
			RB25#0	21.7	1.5	23.20	0.209	1.000	Pass
			RB25#13	21.67	1.5	23.17	0.207	1.000	Pass
			RB25#25	21.7	1.5	23.20	0.209	1.000	Pass
			RB50#0	21.68	1.5	23.18	0.208	1.000	Pass
		16-QAM	RB1#0	21.74	1.5	23.24	0.211	1.000	Pass
			RB1#25	21.71	1.5	23.21	0.209	1.000	Pass
			RB1#49	21.7	1.5	23.20	0.209	1.000	Pass
			RB25#0	20.81	1.5	22.31	0.170	1.000	Pass
			RB25#13	20.83	1.5	22.33	0.171	1.000	Pass
			RB25#25	20.8	1.5	22.30	0.170	1.000	Pass
			RB50#0	20.77	1.5	22.27	0.169	1.000	Pass
15 MHz	LCH	QPSK	RB1#0	22.56	1.5	24.06	0.255	1.000	Pass
			RB1#38	22.62	1.5	24.12	0.258	1.000	Pass
			RB1#74	22.46	1.5	23.96	0.249	1.000	Pass
			RB36#0	21.67	1.5	23.17	0.207	1.000	Pass
			RB36#19	21.63	1.5	23.13	0.206	1.000	Pass
			RB36#39	21.63	1.5	23.13	0.206	1.000	Pass
			RB75#0	21.61	1.5	23.11	0.205	1.000	Pass
		16-QAM	RB1#0	21.57	1.5	23.07	0.203	1.000	Pass
			RB1#38	21.59	1.5	23.09	0.204	1.000	Pass
			RB1#74	21.51	1.5	23.01	0.200	1.000	Pass
			RB36#0	20.69	1.5	22.19	0.166	1.000	Pass
			RB36#19	20.58	1.5	22.08	0.161	1.000	Pass
			RB36#39	20.59	1.5	22.09	0.162	1.000	Pass
			RB75#0	20.6	1.5	22.10	0.162	1.000	Pass
	MCH	QPSK	RB1#0	22.58	1.5	24.08	0.256	1.000	Pass
			RB1#38	22.65	1.5	24.15	0.260	1.000	Pass
			RB1#74	22.61	1.5	24.11	0.258	1.000	Pass
			RB36#0	21.69	1.5	23.19	0.208	1.000	Pass
			RB36#19	21.72	1.5	23.22	0.210	1.000	Pass
			RB36#39	21.73	1.5	23.23	0.210	1.000	Pass
			RB75#0	21.72	1.5	23.22	0.210	1.000	Pass

Test BW	Test Channel	Test Mode	Test RB (Size#Offset)	Conducted Output AV Power (dBm)	Antenna Gain (dBi)	EIRP (dBm)	EIRP (W)	Limit (W)	Verdict
LTE BAND4									
		16-QAM	RB1#0	21.99	1.5	23.49	0.223	1.000	Pass
			RB1#38	22.04	1.5	23.54	0.226	1.000	Pass
			RB1#74	22.01	1.5	23.51	0.224	1.000	Pass
			RB36#0	20.71	1.5	22.21	0.166	1.000	Pass
			RB36#19	20.77	1.5	22.27	0.169	1.000	Pass
			RB36#39	20.79	1.5	22.29	0.169	1.000	Pass
			RB75#0	20.73	1.5	22.23	0.167	1.000	Pass
	HCH	QPSK	RB1#0	22.66	1.5	24.16	0.261	1.000	Pass
			RB1#38	22.6	1.5	24.10	0.257	1.000	Pass
			RB1#74	22.61	1.5	24.11	0.258	1.000	Pass
			RB36#0	21.74	1.5	23.24	0.211	1.000	Pass
			RB36#19	21.66	1.5	23.16	0.207	1.000	Pass
			RB36#39	21.7	1.5	23.20	0.209	1.000	Pass
			RB75#0	21.78	1.5	23.28	0.213	1.000	Pass
		16-QAM	RB1#0	22.16	1.5	23.66	0.232	1.000	Pass
			RB1#38	22.14	1.5	23.64	0.231	1.000	Pass
			RB1#74	22.06	1.5	23.56	0.227	1.000	Pass
			RB36#0	20.73	1.5	22.23	0.167	1.000	Pass
			RB36#19	20.67	1.5	22.17	0.165	1.000	Pass
			RB36#39	20.65	1.5	22.15	0.164	1.000	Pass
			RB75#0	20.75	1.5	22.25	0.168	1.000	Pass
20 MHz	LCH	QPSK	RB1#0	22.62	1.5	24.12	0.258	1.000	Pass
			RB1#50	22.68	1.5	24.18	0.262	1.000	Pass
			RB1#99	22.6	1.5	24.10	0.257	1.000	Pass
			RB50#0	21.69	1.5	23.19	0.208	1.000	Pass
			RB50#25	21.62	1.5	23.12	0.205	1.000	Pass
			RB50#50	21.62	1.5	23.12	0.205	1.000	Pass
			RB100#0	21.6	1.5	23.10	0.204	1.000	Pass
		16-QAM	RB1#0	22.17	1.5	23.67	0.233	1.000	Pass
			RB1#50	22.19	1.5	23.69	0.234	1.000	Pass
			RB1#99	22.11	1.5	23.61	0.230	1.000	Pass
			RB50#0	20.75	1.5	22.25	0.168	1.000	Pass
			RB50#25	20.64	1.5	22.14	0.164	1.000	Pass
			RB50#50	20.63	1.5	22.13	0.163	1.000	Pass
			RB100#0	20.65	1.5	22.15	0.164	1.000	Pass
	MCH	QPSK	RB1#0	22.61	1.5	24.11	0.258	1.000	Pass
			RB1#50	22.68	1.5	24.18	0.262	1.000	Pass
			RB1#99	22.72	1.5	24.22	0.264	1.000	Pass

Test BW	Test Channel	Test Mode	Test RB (Size#Offset)	Conducted Output AV Power (dBm)	Antenna Gain (dBi)	EIRP (dBm)	EIRP (W)	Limit (W)	Verdict
LTE BAND4									
			RB50#0	21.71	1.5	23.21	0.209	1.000	Pass
			RB50#25	21.75	1.5	23.25	0.211	1.000	Pass
			RB50#50	21.7	1.5	23.20	0.209	1.000	Pass
			RB100#0	21.71	1.5	23.21	0.209	1.000	Pass
		16-QAM	RB1#0	22.09	1.5	23.59	0.229	1.000	Pass
			RB1#50	22.16	1.5	23.66	0.232	1.000	Pass
			RB1#99	22.2	1.5	23.70	0.234	1.000	Pass
			RB50#0	20.73	1.5	22.23	0.167	1.000	Pass
			RB50#25	20.81	1.5	22.31	0.170	1.000	Pass
			RB50#50	20.76	1.5	22.26	0.168	1.000	Pass
			RB100#0	20.75	1.5	22.25	0.168	1.000	Pass
	HCH	QPSK	RB1#0	22.65	1.5	24.15	0.260	1.000	Pass
			RB1#50	22.56	1.5	24.06	0.255	1.000	Pass
			RB1#99	22.62	1.5	24.12	0.258	1.000	Pass
			RB50#0	21.71	1.5	23.21	0.209	1.000	Pass
			RB50#25	21.8	1.5	23.30	0.214	1.000	Pass
			RB50#50	21.63	1.5	23.13	0.206	1.000	Pass
			RB100#0	21.77	1.5	23.27	0.212	1.000	Pass
		16-QAM	RB1#0	22.08	1.5	23.58	0.228	1.000	Pass
			RB1#50	22.01	1.5	23.51	0.224	1.000	Pass
			RB1#99	22.03	1.5	23.53	0.225	1.000	Pass
			RB50#0	20.71	1.5	22.21	0.166	1.000	Pass
			RB50#25	20.8	1.5	22.30	0.170	1.000	Pass
			RB50#50	20.66	1.5	22.16	0.164	1.000	Pass
			RB100#0	20.74	1.5	22.24	0.167	1.000	Pass

Test BW	Test Channel	Test Mode	Test RB (Size#Offset)	Conducted Output AV Power (dBm)	Antenna Gain (dBi)	Antenna Gain (dBd)	ERP (dBm)	ERP (W)	Limit (W)	Verdict
LTE BAND5										
1.4 MHz	LCH	QPSK	RB1#0	23.54	0.5	-1.65	21.89	0.155	7.00	Pass
			RB1#3	23.61	0.5	-1.65	21.96	0.157	7.00	Pass
			RB1#5	23.51	0.5	-1.65	21.86	0.153	7.00	Pass
			RB3#0	23.54	0.5	-1.65	21.89	0.155	7.00	Pass
			RB3#2	23.63	0.5	-1.65	21.98	0.158	7.00	Pass
			RB3#3	23.56	0.5	-1.65	21.91	0.155	7.00	Pass
			RB6#0	22.56	0.5	-1.65	20.91	0.123	7.00	Pass
		16-QAM	RB1#0	22.92	0.5	-1.65	21.27	0.134	7.00	Pass
			RB1#3	22.92	0.5	-1.65	21.27	0.134	7.00	Pass
			RB1#5	22.87	0.5	-1.65	21.22	0.132	7.00	Pass
			RB3#0	22.77	0.5	-1.65	21.12	0.129	7.00	Pass
			RB3#2	22.8	0.5	-1.65	21.15	0.130	7.00	Pass
			RB3#3	22.74	0.5	-1.65	21.09	0.129	7.00	Pass
			RB6#0	21.55	0.5	-1.65	19.90	0.098	7.00	Pass
	MCH	QPSK	RB1#0	23.61	0.5	-1.65	21.96	0.157	7.00	Pass
			RB1#3	23.67	0.5	-1.65	22.02	0.159	7.00	Pass
			RB1#5	23.57	0.5	-1.65	21.92	0.156	7.00	Pass
			RB3#0	23.61	0.5	-1.65	21.96	0.157	7.00	Pass
			RB3#2	23.62	0.5	-1.65	21.97	0.157	7.00	Pass
			RB3#3	23.56	0.5	-1.65	21.91	0.155	7.00	Pass
			RB6#0	22.68	0.5	-1.65	21.03	0.127	7.00	Pass
		16-QAM	RB1#0	22.61	0.5	-1.65	20.96	0.125	7.00	Pass
			RB1#3	22.58	0.5	-1.65	20.93	0.124	7.00	Pass
			RB1#5	22.53	0.5	-1.65	20.88	0.122	7.00	Pass
			RB3#0	22.67	0.5	-1.65	21.02	0.126	7.00	Pass
			RB3#2	22.66	0.5	-1.65	21.01	0.126	7.00	Pass
			RB3#3	22.59	0.5	-1.65	20.94	0.124	7.00	Pass
			RB6#0	21.85	0.5	-1.65	20.20	0.105	7.00	Pass
	HCH	QPSK	RB1#0	22.54	0.5	-1.65	20.89	0.123	7.00	Pass
			RB1#3	22.27	0.5	-1.65	20.62	0.115	7.00	Pass
			RB1#5	22	0.5	-1.65	20.35	0.108	7.00	Pass
			RB3#0	22.35	0.5	-1.65	20.70	0.117	7.00	Pass
			RB3#2	22.19	0.5	-1.65	20.54	0.113	7.00	Pass
			RB3#3	22.02	0.5	-1.65	20.37	0.109	7.00	Pass
			RB6#0	22.13	0.5	-1.65	20.48	0.112	7.00	Pass
		16-QAM	RB1#0	21.51	0.5	-1.65	19.86	0.097	7.00	Pass
			RB1#3	21.29	0.5	-1.65	19.64	0.092	7.00	Pass

Test BW	Test Channel	Test Mode	Test RB (Size#Offset)	Conducted Output AV Power (dBm)	Antenna Gain (dBi)	Antenna Gain (dBd)	ERP (dBm)	ERP (W)	Limit (W)	Verdict
LTE BAND5										
			RB1#5	21.04	0.5	-1.65	19.39	0.087	7.00	Pass
			RB3#0	21.34	0.5	-1.65	19.69	0.093	7.00	Pass
			RB3#2	21.19	0.5	-1.65	19.54	0.090	7.00	Pass
			RB3#3	21.05	0.5	-1.65	19.40	0.087	7.00	Pass
			RB6#0	21.25	0.5	-1.65	19.60	0.091	7.00	Pass
3 MHz	LCH	QPSK	RB1#0	23.65	0.5	-1.65	22.00	0.158	7.00	Pass
			RB1#7	23.61	0.5	-1.65	21.96	0.157	7.00	Pass
			RB1#14	23.6	0.5	-1.65	21.95	0.157	7.00	Pass
			RB8#0	22.7	0.5	-1.65	21.05	0.127	7.00	Pass
			RB8#4	22.75	0.5	-1.65	21.10	0.129	7.00	Pass
			RB8#7	22.69	0.5	-1.65	21.04	0.127	7.00	Pass
			RB15#0	22.73	0.5	-1.65	21.08	0.128	7.00	Pass
		16-QAM	RB1#0	22.59	0.5	-1.65	20.94	0.124	7.00	Pass
			RB1#7	22.42	0.5	-1.65	20.77	0.119	7.00	Pass
			RB1#14	22.42	0.5	-1.65	20.77	0.119	7.00	Pass
			RB8#0	21.83	0.5	-1.65	20.18	0.104	7.00	Pass
			RB8#4	21.84	0.5	-1.65	20.19	0.104	7.00	Pass
			RB8#7	21.82	0.5	-1.65	20.17	0.104	7.00	Pass
			RB15#0	21.76	0.5	-1.65	20.11	0.103	7.00	Pass
	MCH	QPSK	RB1#0	23.42	0.5	-1.65	21.77	0.150	7.00	Pass
			RB1#7	23.14	0.5	-1.65	21.49	0.141	7.00	Pass
			RB1#14	23.2	0.5	-1.65	21.55	0.143	7.00	Pass
			RB8#0	22.78	0.5	-1.65	21.13	0.130	7.00	Pass
			RB8#4	22.81	0.5	-1.65	21.16	0.131	7.00	Pass
			RB8#7	22.78	0.5	-1.65	21.13	0.130	7.00	Pass
			RB15#0	22.77	0.5	-1.65	21.12	0.129	7.00	Pass
		16-QAM	RB1#0	22.63	0.5	-1.65	20.98	0.125	7.00	Pass
			RB1#7	22.4	0.5	-1.65	20.75	0.119	7.00	Pass
			RB1#14	22.47	0.5	-1.65	20.82	0.121	7.00	Pass
			RB8#0	21.86	0.5	-1.65	20.21	0.105	7.00	Pass
			RB8#4	21.88	0.5	-1.65	20.23	0.105	7.00	Pass
			RB8#7	21.87	0.5	-1.65	20.22	0.105	7.00	Pass
			RB15#0	21.83	0.5	-1.65	20.18	0.104	7.00	Pass
	HCH	QPSK	RB1#0	22.75	0.5	-1.65	21.10	0.129	7.00	Pass
			RB1#7	22.17	0.5	-1.65	20.52	0.113	7.00	Pass
			RB1#14	21.73	0.5	-1.65	20.08	0.102	7.00	Pass
			RB8#0	22.45	0.5	-1.65	20.80	0.120	7.00	Pass
			RB8#4	22.2	0.5	-1.65	20.55	0.114	7.00	Pass

Test BW	Test Channel	Test Mode	Test RB (Size#Offset)	Conducted Output AV Power (dBm)	Antenna Gain (dBi)	Antenna Gain (dBd)	ERP (dBm)	ERP (W)	Limit (W)	Verdict
LTE BAND5										
			RB8#7	21.94	0.5	-1.65	20.29	0.107	7.00	Pass
			RB15#0	22.19	0.5	-1.65	20.54	0.113	7.00	Pass
		16-QAM	RB1#0	21.7	0.5	-1.65	20.05	0.101	7.00	Pass
			RB1#7	21.14	0.5	-1.65	19.49	0.089	7.00	Pass
			RB1#14	20.72	0.5	-1.65	19.07	0.081	7.00	Pass
			RB8#0	21.49	0.5	-1.65	19.84	0.096	7.00	Pass
			RB8#4	21.25	0.5	-1.65	19.60	0.091	7.00	Pass
			RB8#7	21.01	0.5	-1.65	19.36	0.086	7.00	Pass
			RB15#0	21.16	0.5	-1.65	19.51	0.089	7.00	Pass
5 MHz	LCH	QPSK	RB1#0	23.67	0.5	-1.65	22.02	0.159	7.00	Pass
			RB1#13	23.48	0.5	-1.65	21.83	0.152	7.00	Pass
			RB1#24	23.37	0.5	-1.65	21.72	0.149	7.00	Pass
			RB12#0	22.71	0.5	-1.65	21.06	0.128	7.00	Pass
			RB12#6	22.73	0.5	-1.65	21.08	0.128	7.00	Pass
			RB12#13	22.72	0.5	-1.65	21.07	0.128	7.00	Pass
			RB25#0	22.72	0.5	-1.65	21.07	0.128	7.00	Pass
		16-QAM	RB1#0	22.84	0.5	-1.65	21.19	0.132	7.00	Pass
			RB1#13	22.52	0.5	-1.65	20.87	0.122	7.00	Pass
			RB1#24	22.47	0.5	-1.65	20.82	0.121	7.00	Pass
			RB12#0	21.79	0.5	-1.65	20.14	0.103	7.00	Pass
			RB12#6	21.84	0.5	-1.65	20.19	0.104	7.00	Pass
			RB12#13	21.76	0.5	-1.65	20.11	0.103	7.00	Pass
			RB25#0	21.77	0.5	-1.65	20.12	0.103	7.00	Pass
	MCH	QPSK	RB1#0	23.44	0.5	-1.65	21.79	0.151	7.00	Pass
			RB1#13	23.06	0.5	-1.65	21.41	0.138	7.00	Pass
			RB1#24	23.14	0.5	-1.65	21.49	0.141	7.00	Pass
			RB12#0	22.79	0.5	-1.65	21.14	0.130	7.00	Pass
			RB12#6	22.8	0.5	-1.65	21.15	0.130	7.00	Pass
			RB12#13	22.74	0.5	-1.65	21.09	0.129	7.00	Pass
			RB25#0	22.78	0.5	-1.65	21.13	0.130	7.00	Pass
		16-QAM	RB1#0	22.8	0.5	-1.65	21.15	0.130	7.00	Pass
			RB1#13	22.46	0.5	-1.65	20.81	0.121	7.00	Pass
			RB1#24	22.55	0.5	-1.65	20.90	0.123	7.00	Pass
			RB12#0	21.95	0.5	-1.65	20.30	0.107	7.00	Pass
			RB12#6	21.91	0.5	-1.65	20.26	0.106	7.00	Pass
			RB12#13	21.91	0.5	-1.65	20.26	0.106	7.00	Pass
			RB25#0	21.88	0.5	-1.65	20.23	0.105	7.00	Pass
	HCH	QPSK	RB1#0	22.88	0.5	-1.65	21.23	0.133	7.00	Pass

Test BW	Test Channel	Test Mode	Test RB (Size#Offset)	Conducted Output AV Power (dBm)	Antenna Gain (dBi)	Antenna Gain (dBd)	ERP (dBm)	ERP (W)	Limit (W)	Verdict
LTE BAND5										
			RB1#13	22.4	0.5	-1.65	20.75	0.119	7.00	Pass
			RB1#24	21.76	0.5	-1.65	20.11	0.103	7.00	Pass
			RB12#0	22.64	0.5	-1.65	20.99	0.126	7.00	Pass
			RB12#6	22.37	0.5	-1.65	20.72	0.118	7.00	Pass
			RB12#13	22.06	0.5	-1.65	20.41	0.110	7.00	Pass
			RB25#0	22.32	0.5	-1.65	20.67	0.117	7.00	Pass
		16-QAM	RB1#0	21.94	0.5	-1.65	20.29	0.107	7.00	Pass
			RB1#13	21.49	0.5	-1.65	19.84	0.096	7.00	Pass
			RB1#24	20.88	0.5	-1.65	19.23	0.084	7.00	Pass
			RB12#0	21.7	0.5	-1.65	20.05	0.101	7.00	Pass
			RB12#6	21.44	0.5	-1.65	19.79	0.095	7.00	Pass
			RB12#13	21.15	0.5	-1.65	19.50	0.089	7.00	Pass
			RB25#0	21.33	0.5	-1.65	19.68	0.093	7.00	Pass
10 MHz	LCH	QPSK	RB1#0	23.38	0.5	-1.65	21.73	0.149	7.00	Pass
			RB1#25	23.06	0.5	-1.65	21.41	0.138	7.00	Pass
			RB1#49	22.74	0.5	-1.65	21.09	0.129	7.00	Pass
			RB25#0	22.71	0.5	-1.65	21.06	0.128	7.00	Pass
			RB25#13	22.83	0.5	-1.65	21.18	0.131	7.00	Pass
			RB25#25	22.81	0.5	-1.65	21.16	0.131	7.00	Pass
			RB50#0	22.84	0.5	-1.65	21.19	0.132	7.00	Pass
		16-QAM	RB1#0	22.18	0.5	-1.65	20.53	0.113	7.00	Pass
			RB1#25	21.9	0.5	-1.65	20.25	0.106	7.00	Pass
			RB1#49	21.6	0.5	-1.65	19.95	0.099	7.00	Pass
			RB25#0	21.74	0.5	-1.65	20.09	0.102	7.00	Pass
			RB25#13	21.87	0.5	-1.65	20.22	0.105	7.00	Pass
			RB25#25	21.84	0.5	-1.65	20.19	0.104	7.00	Pass
			RB50#0	21.8	0.5	-1.65	20.15	0.104	7.00	Pass
	MCH	QPSK	RB1#0	23.01	0.5	-1.65	21.36	0.137	7.00	Pass
			RB1#25	22.84	0.5	-1.65	21.19	0.132	7.00	Pass
			RB1#49	22.31	0.5	-1.65	20.66	0.116	7.00	Pass
			RB25#0	22.83	0.5	-1.65	21.18	0.131	7.00	Pass
			RB25#13	22.82	0.5	-1.65	21.17	0.131	7.00	Pass
			RB25#25	22.64	0.5	-1.65	20.99	0.126	7.00	Pass
			RB50#0	22.75	0.5	-1.65	21.10	0.129	7.00	Pass
		16-QAM	RB1#0	22.26	0.5	-1.65	20.61	0.115	7.00	Pass
			RB1#25	22.13	0.5	-1.65	20.48	0.112	7.00	Pass
			RB1#49	21.61	0.5	-1.65	19.96	0.099	7.00	Pass
			RB25#0	21.84	0.5	-1.65	20.19	0.104	7.00	Pass

Test BW	Test Channel	Test Mode	Test RB (Size#Offset)	Conducted Output AV Power (dBm)	Antenna Gain (dBi)	Antenna Gain (dBd)	ERP (dBm)	ERP (W)	Limit (W)	Verdict
LTE BAND5										
			RB25#13	21.87	0.5	-1.65	20.22	0.105	7.00	Pass
			RB25#25	21.66	0.5	-1.65	20.01	0.100	7.00	Pass
			RB50#0	21.77	0.5	-1.65	20.12	0.103	7.00	Pass
	HCH	QPSK	RB1#0	22.73	0.5	-1.65	21.08	0.128	7.00	Pass
			RB1#25	22.4	0.5	-1.65	20.75	0.119	7.00	Pass
			RB1#49	21.3	0.5	-1.65	19.65	0.092	7.00	Pass
			RB25#0	22.53	0.5	-1.65	20.88	0.122	7.00	Pass
			RB25#13	22.4	0.5	-1.65	20.75	0.119	7.00	Pass
			RB25#25	22.07	0.5	-1.65	20.42	0.110	7.00	Pass
			RB50#0	22.29	0.5	-1.65	20.64	0.116	7.00	Pass
		16-QAM	RB1#0	21.68	0.5	-1.65	20.03	0.101	7.00	Pass
			RB1#25	21.37	0.5	-1.65	19.72	0.094	7.00	Pass
			RB1#49	20.31	0.5	-1.65	18.66	0.073	7.00	Pass
			RB25#0	21.61	0.5	-1.65	19.96	0.099	7.00	Pass
			RB25#13	21.5	0.5	-1.65	19.85	0.097	7.00	Pass
			RB25#25	21.16	0.5	-1.65	19.51	0.089	7.00	Pass
			RB50#0	21.34	0.5	-1.65	19.69	0.093	7.00	Pass

Test BW	Test Channel	Test Mode	Test RB (Size#Offset)	Conducted Output AV Power (dBm)	Antenna Gain (dBi)	EIRP (dBm)	EIRP (W)	Limit (W)	Verdict
LTE BAND7									
5 MHz	LCH	QPSK	RB1#0	22.48	1	23.48	0.223	2.00	Pass
			RB1#13	22.57	1	23.57	0.228	2.00	Pass
			RB1#24	22.43	1	23.43	0.220	2.00	Pass
			RB12#0	21.49	1	22.49	0.177	2.00	Pass
			RB12#6	21.54	1	22.54	0.179	2.00	Pass
			RB12#13	21.4	1	22.40	0.174	2.00	Pass
			RB25#0	21.4	1	22.40	0.174	2.00	Pass
		16-QAM	RB1#0	21.62	1	22.62	0.183	2.00	Pass
			RB1#13	21.71	1	22.71	0.187	2.00	Pass
			RB1#24	21.58	1	22.58	0.181	2.00	Pass
			RB12#0	20.57	1	21.57	0.144	2.00	Pass
			RB12#6	20.57	1	21.57	0.144	2.00	Pass
			RB12#13	20.47	1	21.47	0.140	2.00	Pass
			RB25#0	20.38	1	21.38	0.137	2.00	Pass
	MCH	QPSK	RB1#0	22.46	1	23.46	0.222	2.00	Pass
			RB1#13	22.57	1	23.57	0.228	2.00	Pass
			RB1#24	22.54	1	23.54	0.226	2.00	Pass
			RB12#0	21.45	1	22.45	0.176	2.00	Pass
			RB12#6	21.49	1	22.49	0.177	2.00	Pass
			RB12#13	21.46	1	22.46	0.176	2.00	Pass
			RB25#0	21.44	1	22.44	0.175	2.00	Pass
		16-QAM	RB1#0	21.84	1	22.84	0.192	2.00	Pass
			RB1#13	21.95	1	22.95	0.197	2.00	Pass
			RB1#24	21.91	1	22.91	0.195	2.00	Pass
			RB12#0	20.55	1	21.55	0.143	2.00	Pass
			RB12#6	20.59	1	21.59	0.144	2.00	Pass
			RB12#13	20.55	1	21.55	0.143	2.00	Pass
			RB25#0	20.46	1	21.46	0.140	2.00	Pass
	HCH	QPSK	RB1#0	22.57	1	23.57	0.228	2.00	Pass
			RB1#13	22.01	1	23.01	0.200	2.00	Pass
			RB1#24	21.52	1	22.52	0.179	2.00	Pass
			RB12#0	21.62	1	22.62	0.183	2.00	Pass
			RB12#6	21.65	1	22.65	0.184	2.00	Pass
			RB12#13	21.62	1	22.62	0.183	2.00	Pass
			RB25#0	21.62	1	22.62	0.183	2.00	Pass
		16-QAM	RB1#0	21.67	1	22.67	0.185	2.00	Pass
			RB1#13	21.12	1	22.12	0.163	2.00	Pass

Test BW	Test Channel	Test Mode	Test RB (Size#Offset)	Conducted Output AV Power (dBm)	Antenna Gain (dBi)	EIRP (dBm)	EIRP (W)	Limit (W)	Verdict
LTE BAND7									
			RB1#24	20.7	1	21.70	0.148	2.00	Pass
			RB12#0	20.67	1	21.67	0.147	2.00	Pass
			RB12#6	20.71	1	21.71	0.148	2.00	Pass
			RB12#13	20.67	1	21.67	0.147	2.00	Pass
			RB25#0	20.56	1	21.56	0.143	2.00	Pass
10 MHz	LCH	QPSK	RB1#0	22.5	1	23.50	0.224	2.00	Pass
			RB1#25	22.41	1	23.41	0.219	2.00	Pass
			RB1#49	22.27	1	23.27	0.212	2.00	Pass
			RB25#0	21.43	1	22.43	0.175	2.00	Pass
			RB25#13	21.44	1	22.44	0.175	2.00	Pass
			RB25#25	21.46	1	22.46	0.176	2.00	Pass
			RB50#0	21.42	1	22.42	0.175	2.00	Pass
		16-QAM	RB1#0	21.39	1	22.39	0.173	2.00	Pass
			RB1#25	21.31	1	22.31	0.170	2.00	Pass
			RB1#49	21.21	1	22.21	0.166	2.00	Pass
			RB25#0	20.41	1	21.41	0.138	2.00	Pass
			RB25#13	20.43	1	21.43	0.139	2.00	Pass
			RB25#25	20.45	1	21.45	0.140	2.00	Pass
			RB50#0	20.4	1	21.40	0.138	2.00	Pass
	MCH	QPSK	RB1#0	22.54	1	23.54	0.226	2.00	Pass
			RB1#25	22.42	1	23.42	0.220	2.00	Pass
			RB1#49	22.53	1	23.53	0.225	2.00	Pass
			RB25#0	21.45	1	22.45	0.176	2.00	Pass
			RB25#13	21.47	1	22.47	0.177	2.00	Pass
			RB25#25	21.5	1	22.50	0.178	2.00	Pass
			RB50#0	21.43	1	22.43	0.175	2.00	Pass
		16-QAM	RB1#0	21.77	1	22.77	0.189	2.00	Pass
			RB1#25	21.7	1	22.70	0.186	2.00	Pass
			RB1#49	21.8	1	22.80	0.191	2.00	Pass
			RB25#0	20.39	1	21.39	0.138	2.00	Pass
			RB25#13	20.47	1	21.47	0.140	2.00	Pass
			RB25#25	20.49	1	21.49	0.141	2.00	Pass
			RB50#0	20.43	1	21.43	0.139	2.00	Pass
	HCH	QPSK	RB1#0	22.28	1	23.28	0.213	2.00	Pass
			RB1#25	22.22	1	23.22	0.210	2.00	Pass
			RB1#49	21.03	1	22.03	0.160	2.00	Pass
			RB25#0	21.72	1	22.72	0.187	2.00	Pass
			RB25#13	21.65	1	22.65	0.184	2.00	Pass

Test BW	Test Channel	Test Mode	Test RB (Size#Offset)	Conducted Output AV Power (dBm)	Antenna Gain (dBi)	EIRP (dBm)	EIRP (W)	Limit (W)	Verdict
LTE BAND7									
			RB25#25	21.66	1	22.66	0.185	2.00	Pass
			RB50#0	21.75	1	22.75	0.188	2.00	Pass
		16-QAM	RB1#0	21.19	1	22.19	0.166	2.00	Pass
			RB1#25	21.2	1	22.20	0.166	2.00	Pass
			RB1#49	20.1	1	21.10	0.129	2.00	Pass
			RB25#0	20.81	1	21.81	0.152	2.00	Pass
			RB25#13	20.68	1	21.68	0.147	2.00	Pass
			RB25#25	20.69	1	21.69	0.148	2.00	Pass
			RB50#0	20.72	1	21.72	0.149	2.00	Pass
15 MHz	LCH	QPSK	RB1#0	22.53	1	23.53	0.225	2.00	Pass
			RB1#38	22.4	1	23.40	0.219	2.00	Pass
			RB1#74	21.83	1	22.83	0.192	2.00	Pass
			RB36#0	21.5	1	22.50	0.178	2.00	Pass
			RB36#19	21.52	1	22.52	0.179	2.00	Pass
			RB36#39	21.44	1	22.44	0.175	2.00	Pass
			RB75#0	21.55	1	22.55	0.180	2.00	Pass
		16-QAM	RB1#0	21.45	1	22.45	0.176	2.00	Pass
			RB1#38	21.34	1	22.34	0.171	2.00	Pass
			RB1#74	20.74	1	21.74	0.149	2.00	Pass
			RB36#0	20.49	1	21.49	0.141	2.00	Pass
			RB36#19	20.52	1	21.52	0.142	2.00	Pass
			RB36#39	20.44	1	21.44	0.139	2.00	Pass
			RB75#0	20.46	1	21.46	0.140	2.00	Pass
	MCH	QPSK	RB1#0	22.47	1	23.47	0.222	2.00	Pass
			RB1#38	22.48	1	23.48	0.223	2.00	Pass
			RB1#74	21.99	1	22.99	0.199	2.00	Pass
			RB36#0	21.52	1	22.52	0.179	2.00	Pass
			RB36#19	21.63	1	22.63	0.183	2.00	Pass
			RB36#39	21.66	1	22.66	0.185	2.00	Pass
			RB75#0	21.58	1	22.58	0.181	2.00	Pass
		16-QAM	RB1#0	21.79	1	22.79	0.190	2.00	Pass
			RB1#38	21.71	1	22.71	0.187	2.00	Pass
			RB1#74	21.52	1	22.52	0.179	2.00	Pass
			RB36#0	20.49	1	21.49	0.141	2.00	Pass
			RB36#19	20.58	1	21.58	0.144	2.00	Pass
			RB36#39	20.58	1	21.58	0.144	2.00	Pass
			RB75#0	20.53	1	21.53	0.142	2.00	Pass
	HCH	QPSK	RB1#0	21.71	1	22.71	0.187	2.00	Pass

Test BW	Test Channel	Test Mode	Test RB (Size#Offset)	Conducted Output AV Power (dBm)	Antenna Gain (dBi)	EIRP (dBm)	EIRP (W)	Limit (W)	Verdict
LTE BAND7									
			RB1#38	22.07	1	23.07	0.203	2.00	Pass
			RB1#74	20.65	1	21.65	0.146	2.00	Pass
			RB36#0	21.72	1	22.72	0.187	2.00	Pass
			RB36#19	21.82	1	22.82	0.191	2.00	Pass
			RB36#39	21.53	1	22.53	0.179	2.00	Pass
			RB75#0	21.71	1	22.71	0.187	2.00	Pass
		16-QAM	RB1#0	21.03	1	22.03	0.160	2.00	Pass
			RB1#38	21.4	1	22.40	0.174	2.00	Pass
			RB1#74	20.08	1	21.08	0.128	2.00	Pass
			RB36#0	20.7	1	21.70	0.148	2.00	Pass
			RB36#19	20.76	1	21.76	0.150	2.00	Pass
			RB36#39	20.59	1	21.59	0.144	2.00	Pass
			RB75#0	20.76	1	21.76	0.150	2.00	Pass
20 MHz	LCH	QPSK	RB1#0	22.55	1	23.55	0.226	2.00	Pass
			RB1#50	22.39	1	23.39	0.218	2.00	Pass
			RB1#99	21.71	1	22.71	0.187	2.00	Pass
			RB50#0	21.48	1	22.48	0.177	2.00	Pass
			RB50#25	21.43	1	22.43	0.175	2.00	Pass
			RB50#50	21.42	1	22.42	0.175	2.00	Pass
			RB100#0	21.43	1	22.43	0.175	2.00	Pass
		16-QAM	RB1#0	22.01	1	23.01	0.200	2.00	Pass
			RB1#50	21.82	1	22.82	0.191	2.00	Pass
			RB1#99	21.15	1	22.15	0.164	2.00	Pass
			RB50#0	20.44	1	21.44	0.139	2.00	Pass
			RB50#25	20.4	1	21.40	0.138	2.00	Pass
			RB50#50	20.46	1	21.46	0.140	2.00	Pass
			RB100#0	20.44	1	21.44	0.139	2.00	Pass
	MCH	QPSK	RB1#0	22.53	1	23.53	0.225	2.00	Pass
			RB1#50	22.5	1	23.50	0.224	2.00	Pass
			RB1#99	21.31	1	22.31	0.170	2.00	Pass
			RB50#0	21.45	1	22.45	0.176	2.00	Pass
			RB50#25	21.52	1	22.52	0.179	2.00	Pass
			RB50#50	21.59	1	22.59	0.182	2.00	Pass
			RB100#0	21.53	1	22.53	0.179	2.00	Pass
		16-QAM	RB1#0	21.87	1	22.87	0.194	2.00	Pass
			RB1#50	21.77	1	22.77	0.189	2.00	Pass
			RB1#99	20.85	1	21.85	0.153	2.00	Pass
			RB50#0	20.38	1	21.38	0.137	2.00	Pass

Test BW	Test Channel	Test Mode	Test RB (Size#Offset)	Conducted Output AV Power (dBm)	Antenna Gain (dBi)	EIRP (dBm)	EIRP (W)	Limit (W)	Verdict
LTE BAND7									
			RB50#25	20.49	1	21.49	0.141	2.00	Pass
			RB50#50	20.56	1	21.56	0.143	2.00	Pass
			RB100#0	20.44	1	21.44	0.139	2.00	Pass
	HCH	QPSK	RB1#0	21.43	1	22.43	0.175	2.00	Pass
			RB1#50	21.8	1	22.80	0.191	2.00	Pass
			RB1#99	20.36	1	21.36	0.137	2.00	Pass
			RB50#0	21.64	1	22.64	0.184	2.00	Pass
			RB50#25	21.74	1	22.74	0.188	2.00	Pass
			RB50#50	21.42	1	22.42	0.175	2.00	Pass
			RB100#0	21.51	1	22.51	0.178	2.00	Pass
		16-QAM	RB1#0	20.73	1	21.73	0.149	2.00	Pass
			RB1#50	21.14	1	22.14	0.164	2.00	Pass
			RB1#99	19.77	1	20.77	0.119	2.00	Pass
			RB50#0	20.65	1	21.65	0.146	2.00	Pass
			RB50#25	20.7	1	21.70	0.148	2.00	Pass
			RB50#50	20.47	1	21.47	0.140	2.00	Pass
			RB100#0	20.58	1	21.58	0.144	2.00	Pass

Test BW	Test Channel	Test Mode	Test RB (Size#Offset)	Conducted Output AV Power (dBm)	Antenna Gain (dBi)	Antenna Gain (dBd)	ERP (dBm)	ERP (W)	Limit (W)	Verdict
LTE BAND12										
1.4 MHz	LCH	QPSK	RB1#0	22.5	0	-2.15	20.35	0.108	3.00	Pass
			RB1#3	22.65	0	-2.15	20.50	0.112	3.00	Pass
			RB1#5	22.66	0	-2.15	20.51	0.112	3.00	Pass
			RB3#0	22.48	0	-2.15	20.33	0.108	3.00	Pass
			RB3#2	22.6	0	-2.15	20.45	0.111	3.00	Pass
			RB3#3	22.58	0	-2.15	20.43	0.110	3.00	Pass
			RB6#0	22.4	0	-2.15	20.25	0.106	3.00	Pass
		16-QAM	RB1#0	21.53	0	-2.15	19.38	0.087	3.00	Pass
			RB1#3	21.72	0	-2.15	19.57	0.091	3.00	Pass
			RB1#5	21.75	0	-2.15	19.60	0.091	3.00	Pass
			RB3#0	21.5	0	-2.15	19.35	0.086	3.00	Pass
			RB3#2	21.64	0	-2.15	19.49	0.089	3.00	Pass
			RB3#3	21.64	0	-2.15	19.49	0.089	3.00	Pass
			RB6#0	21.55	0	-2.15	19.40	0.087	3.00	Pass
	MCH	QPSK	RB1#0	22.48	0	-2.15	20.33	0.108	3.00	Pass
			RB1#3	23.3	0	-2.15	21.15	0.130	3.00	Pass
			RB1#5	23.22	0	-2.15	21.07	0.128	3.00	Pass
			RB3#0	23.22	0	-2.15	21.07	0.128	3.00	Pass
			RB3#2	23.24	0	-2.15	21.09	0.129	3.00	Pass
			RB3#3	23.17	0	-2.15	21.02	0.126	3.00	Pass
			RB6#0	22.53	0	-2.15	20.38	0.109	3.00	Pass
		16-QAM	RB1#0	22.61	0	-2.15	20.46	0.111	3.00	Pass
			RB1#3	22.62	0	-2.15	20.47	0.111	3.00	Pass
			RB1#5	22.57	0	-2.15	20.42	0.110	3.00	Pass
			RB3#0	22.42	0	-2.15	20.27	0.106	3.00	Pass
			RB3#2	22.43	0	-2.15	20.28	0.107	3.00	Pass
			RB3#3	22.37	0	-2.15	20.22	0.105	3.00	Pass
			RB6#0	21.4	0	-2.15	19.25	0.084	3.00	Pass
	HCH	QPSK	RB1#0	22.33	0	-2.15	20.18	0.104	3.00	Pass
			RB1#3	22.3	0	-2.15	20.15	0.104	3.00	Pass
			RB1#5	22.25	0	-2.15	20.10	0.102	3.00	Pass
			RB3#0	22.24	0	-2.15	20.09	0.102	3.00	Pass
			RB3#2	22.25	0	-2.15	20.10	0.102	3.00	Pass
			RB3#3	22.22	0	-2.15	20.07	0.102	3.00	Pass
			RB6#0	22.15	0	-2.15	20.00	0.100	3.00	Pass
		16-QAM	RB1#0	21.28	0	-2.15	19.13	0.082	3.00	Pass
			RB1#3	21.27	0	-2.15	19.12	0.082	3.00	Pass

Test BW	Test Channel	Test Mode	Test RB (Size#Offset)	Conducted Output AV Power (dBm)	Antenna Gain (dBi)	Antenna Gain (dBd)	ERP (dBm)	ERP (W)	Limit (W)	Verdict
LTE BAND12										
			RB1#5	21.26	0	-2.15	19.11	0.081	3.00	Pass
			RB3#0	21.38	0	-2.15	19.23	0.084	3.00	Pass
			RB3#2	21.4	0	-2.15	19.25	0.084	3.00	Pass
			RB3#3	21.36	0	-2.15	19.21	0.083	3.00	Pass
			RB6#0	21.38	0	-2.15	19.23	0.084	3.00	Pass
3 MHz	LCH	QPSK	RB1#0	22.55	0	-2.15	20.40	0.110	3.00	Pass
			RB1#7	22.7	0	-2.15	20.55	0.114	3.00	Pass
			RB1#14	22.89	0	-2.15	20.74	0.119	3.00	Pass
			RB8#0	22.51	0	-2.15	20.36	0.109	3.00	Pass
			RB8#4	22.55	0	-2.15	20.40	0.110	3.00	Pass
			RB8#7	22.58	0	-2.15	20.43	0.110	3.00	Pass
			RB15#0	22.59	0	-2.15	20.44	0.111	3.00	Pass
		16-QAM	RB1#0	21.44	0	-2.15	19.29	0.085	3.00	Pass
			RB1#7	21.64	0	-2.15	19.49	0.089	3.00	Pass
			RB1#14	21.83	0	-2.15	19.68	0.093	3.00	Pass
			RB8#0	21.61	0	-2.15	19.46	0.088	3.00	Pass
			RB8#4	21.65	0	-2.15	19.50	0.089	3.00	Pass
			RB8#7	21.68	0	-2.15	19.53	0.090	3.00	Pass
			RB15#0	21.66	0	-2.15	19.51	0.089	3.00	Pass
	MCH	QPSK	RB1#0	23.41	0	-2.15	21.26	0.134	3.00	Pass
			RB1#7	23.22	0	-2.15	21.07	0.128	3.00	Pass
			RB1#14	23.28	0	-2.15	21.13	0.130	3.00	Pass
			RB8#0	22.62	0	-2.15	20.47	0.111	3.00	Pass
			RB8#4	22.59	0	-2.15	20.44	0.111	3.00	Pass
			RB8#7	22.6	0	-2.15	20.45	0.111	3.00	Pass
			RB15#0	22.59	0	-2.15	20.44	0.111	3.00	Pass
		16-QAM	RB1#0	22.73	0	-2.15	20.58	0.114	3.00	Pass
			RB1#7	22.58	0	-2.15	20.43	0.110	3.00	Pass
			RB1#14	22.65	0	-2.15	20.50	0.112	3.00	Pass
			RB8#0	21.65	0	-2.15	19.50	0.089	3.00	Pass
			RB8#4	21.71	0	-2.15	19.56	0.090	3.00	Pass
			RB8#7	21.65	0	-2.15	19.50	0.089	3.00	Pass
			RB15#0	21.62	0	-2.15	19.47	0.089	3.00	Pass
	HCH	QPSK	RB1#0	23.01	0	-2.15	20.86	0.122	3.00	Pass
			RB1#7	22.31	0	-2.15	20.16	0.104	3.00	Pass
			RB1#14	22.35	0	-2.15	20.20	0.105	3.00	Pass
			RB8#0	22.59	0	-2.15	20.44	0.111	3.00	Pass
			RB8#4	22.33	0	-2.15	20.18	0.104	3.00	Pass

Test BW	Test Channel	Test Mode	Test RB (Size#Offset)	Conducted Output AV Power (dBm)	Antenna Gain (dBi)	Antenna Gain (dBd)	ERP (dBm)	ERP (W)	Limit (W)	Verdict
LTE BAND12										
			RB8#7	22.23	0	-2.15	20.08	0.102	3.00	Pass
			RB15#0	22.39	0	-2.15	20.24	0.106	3.00	Pass
		16-QAM	RB1#0	21.98	0	-2.15	19.83	0.096	3.00	Pass
			RB1#7	21.28	0	-2.15	19.13	0.082	3.00	Pass
			RB1#14	21.35	0	-2.15	19.20	0.083	3.00	Pass
			RB8#0	21.65	0	-2.15	19.50	0.089	3.00	Pass
			RB8#4	21.4	0	-2.15	19.25	0.084	3.00	Pass
			RB8#7	21.32	0	-2.15	19.17	0.083	3.00	Pass
			RB15#0	21.41	0	-2.15	19.26	0.084	3.00	Pass
5 MHz	LCH	QPSK	RB1#0	22.8	0	-2.15	20.65	0.116	3.00	Pass
			RB1#13	22.96	0	-2.15	20.81	0.121	3.00	Pass
			RB1#24	23.21	0	-2.15	21.06	0.128	3.00	Pass
			RB12#0	22.61	0	-2.15	20.46	0.111	3.00	Pass
			RB12#6	22.59	0	-2.15	20.44	0.111	3.00	Pass
			RB12#13	22.55	0	-2.15	20.40	0.110	3.00	Pass
			RB25#0	22.6	0	-2.15	20.45	0.111	3.00	Pass
		16-QAM	RB1#0	21.91	0	-2.15	19.76	0.095	3.00	Pass
			RB1#13	22.1	0	-2.15	19.95	0.099	3.00	Pass
			RB1#24	22.41	0	-2.15	20.26	0.106	3.00	Pass
			RB12#0	21.7	0	-2.15	19.55	0.090	3.00	Pass
			RB12#6	21.69	0	-2.15	19.54	0.090	3.00	Pass
			RB12#13	21.64	0	-2.15	19.49	0.089	3.00	Pass
			RB25#0	21.62	0	-2.15	19.47	0.089	3.00	Pass
	MCH	QPSK	RB1#0	23.5	0	-2.15	21.35	0.136	3.00	Pass
			RB1#13	23.31	0	-2.15	21.16	0.131	3.00	Pass
			RB1#24	23.37	0	-2.15	21.22	0.132	3.00	Pass
			RB12#0	22.59	0	-2.15	20.44	0.111	3.00	Pass
			RB12#6	22.61	0	-2.15	20.46	0.111	3.00	Pass
			RB12#13	22.53	0	-2.15	20.38	0.109	3.00	Pass
			RB25#0	22.56	0	-2.15	20.41	0.110	3.00	Pass
		16-QAM	RB1#0	22.94	0	-2.15	20.79	0.120	3.00	Pass
			RB1#13	22.79	0	-2.15	20.64	0.116	3.00	Pass
			RB1#24	22.86	0	-2.15	20.71	0.118	3.00	Pass
			RB12#0	21.75	0	-2.15	19.60	0.091	3.00	Pass
			RB12#6	21.78	0	-2.15	19.63	0.092	3.00	Pass
			RB12#13	21.73	0	-2.15	19.58	0.091	3.00	Pass
			RB25#0	21.66	0	-2.15	19.51	0.089	3.00	Pass
	HCH	QPSK	RB1#0	23.51	0	-2.15	21.36	0.137	3.00	Pass

Test BW	Test Channel	Test Mode	Test RB (Size#Offset)	Conducted Output AV Power (dBm)	Antenna Gain (dBi)	Antenna Gain (dBd)	ERP (dBm)	ERP (W)	Limit (W)	Verdict
LTE BAND12										
			RB1#13	22.74	0	-2.15	20.59	0.115	3.00	Pass
			RB1#24	22.45	0	-2.15	20.30	0.107	3.00	Pass
			RB12#0	22.54	0	-2.15	20.39	0.109	3.00	Pass
			RB12#6	22.69	0	-2.15	20.54	0.113	3.00	Pass
			RB12#13	22.4	0	-2.15	20.25	0.106	3.00	Pass
			RB25#0	22.49	0	-2.15	20.34	0.108	3.00	Pass
		16-QAM	RB1#0	22.59	0	-2.15	20.44	0.111	3.00	Pass
			RB1#13	21.84	0	-2.15	19.69	0.093	3.00	Pass
			RB1#24	21.58	0	-2.15	19.43	0.088	3.00	Pass
			RB12#0	21.61	0	-2.15	19.46	0.088	3.00	Pass
			RB12#6	21.68	0	-2.15	19.53	0.090	3.00	Pass
			RB12#13	21.51	0	-2.15	19.36	0.086	3.00	Pass
			RB25#0	21.46	0	-2.15	19.31	0.085	3.00	Pass
10 MHz	LCH	QPSK	RB1#0	22.5	0	-2.15	20.35	0.108	3.00	Pass
			RB1#25	23	0	-2.15	20.85	0.122	3.00	Pass
			RB1#49	22.89	0	-2.15	20.74	0.119	3.00	Pass
			RB25#0	22.57	0	-2.15	20.42	0.110	3.00	Pass
			RB25#13	22.66	0	-2.15	20.51	0.112	3.00	Pass
			RB25#25	22.64	0	-2.15	20.49	0.112	3.00	Pass
			RB50#0	22.63	0	-2.15	20.48	0.112	3.00	Pass
		16-QAM	RB1#0	21.41	0	-2.15	19.26	0.084	3.00	Pass
			RB1#25	21.95	0	-2.15	19.80	0.095	3.00	Pass
			RB1#49	21.84	0	-2.15	19.69	0.093	3.00	Pass
			RB25#0	21.6	0	-2.15	19.45	0.088	3.00	Pass
			RB25#13	21.7	0	-2.15	19.55	0.090	3.00	Pass
			RB25#25	21.65	0	-2.15	19.50	0.089	3.00	Pass
			RB50#0	21.66	0	-2.15	19.51	0.089	3.00	Pass
	MCH	QPSK	RB1#0	23	0	-2.15	20.85	0.122	3.00	Pass
			RB1#25	23.19	0	-2.15	21.04	0.127	3.00	Pass
			RB1#49	22.84	0	-2.15	20.69	0.117	3.00	Pass
			RB25#0	22.59	0	-2.15	20.44	0.111	3.00	Pass
			RB25#13	22.64	0	-2.15	20.49	0.112	3.00	Pass
			RB25#25	22.61	0	-2.15	20.46	0.111	3.00	Pass
			RB50#0	22.62	0	-2.15	20.47	0.111	3.00	Pass
		16-QAM	RB1#0	22.31	0	-2.15	20.16	0.104	3.00	Pass
			RB1#25	22.54	0	-2.15	20.39	0.109	3.00	Pass
			RB1#49	22.22	0	-2.15	20.07	0.102	3.00	Pass
			RB25#0	21.65	0	-2.15	19.50	0.089	3.00	Pass

Test BW	Test Channel	Test Mode	Test RB (Size#Offset)	Conducted Output AV Power (dBm)	Antenna Gain (dBi)	Antenna Gain (dBd)	ERP (dBm)	ERP (W)	Limit (W)	Verdict
LTE BAND12										
			RB25#13	21.68	0	-2.15	19.53	0.090	3.00	Pass
			RB25#25	21.59	0	-2.15	19.44	0.088	3.00	Pass
			RB50#0	21.61	0	-2.15	19.46	0.088	3.00	Pass
	HCH	QPSK	RB1#0	23.22	0	-2.15	21.07	0.128	3.00	Pass
			RB1#25	23.19	0	-2.15	21.04	0.127	3.00	Pass
			RB1#49	21.97	0	-2.15	19.82	0.096	3.00	Pass
			RB25#0	22.56	0	-2.15	20.41	0.110	3.00	Pass
			RB25#13	22.58	0	-2.15	20.43	0.110	3.00	Pass
			RB25#25	22.54	0	-2.15	20.39	0.109	3.00	Pass
			RB50#0	22.54	0	-2.15	20.39	0.109	3.00	Pass
		16-QAM	RB1#0	22.19	0	-2.15	20.04	0.101	3.00	Pass
			RB1#25	22.19	0	-2.15	20.04	0.101	3.00	Pass
			RB1#49	20.98	0	-2.15	18.83	0.076	3.00	Pass
			RB25#0	21.66	0	-2.15	19.51	0.089	3.00	Pass
			RB25#13	21.69	0	-2.15	19.54	0.090	3.00	Pass
			RB25#25	21.63	0	-2.15	19.48	0.089	3.00	Pass
			RB50#0	21.62	0	-2.15	19.47	0.089	3.00	Pass

Test BW	Test Channel	Test Mode	Test RB (Size#Offset)	Conducted Output AV Power (dBm)	Antenna Gain (dBi)	Antenna Gain (dBd)	ERP (dBm)	ERP (W)	Limit (W)	Verdict
LTE BAND13										
5 MHz	LCH	QPSK	RB1#0	21.48	0	-2.15	19.33	0.086	3.000	Pass
			RB1#13	22.72	0	-2.15	20.57	0.114	3.000	Pass
			RB1#24	22.94	0	-2.15	20.79	0.120	3.000	Pass
			RB12#0	22.22	0	-2.15	20.07	0.102	3.000	Pass
			RB12#6	22.62	0	-2.15	20.47	0.111	3.000	Pass
			RB12#13	22.63	0	-2.15	20.48	0.112	3.000	Pass
			RB25#0	22.51	0	-2.15	20.36	0.109	3.000	Pass
		16-QAM	RB1#0	20.6	0	-2.15	18.45	0.070	3.000	Pass
			RB1#13	21.87	0	-2.15	19.72	0.094	3.000	Pass
			RB1#24	22.14	0	-2.15	19.99	0.100	3.000	Pass
			RB12#0	21.32	0	-2.15	19.17	0.083	3.000	Pass
			RB12#6	21.65	0	-2.15	19.50	0.089	3.000	Pass
			RB12#13	21.72	0	-2.15	19.57	0.091	3.000	Pass
			RB25#0	21.59	0	-2.15	19.44	0.088	3.000	Pass
	MCH	QPSK	RB1#0	23.1	0	-2.15	20.95	0.124	3.000	Pass
			RB1#13	22.95	0	-2.15	20.80	0.120	3.000	Pass
			RB1#24	22.82	0	-2.15	20.67	0.117	3.000	Pass
			RB12#0	22.68	0	-2.15	20.53	0.113	3.000	Pass
			RB12#6	22.68	0	-2.15	20.53	0.113	3.000	Pass
			RB12#13	22.62	0	-2.15	20.47	0.111	3.000	Pass
			RB25#0	22.67	0	-2.15	20.52	0.113	3.000	Pass
		16-QAM	RB1#0	22.55	0	-2.15	20.40	0.110	3.000	Pass
			RB1#13	22.43	0	-2.15	20.28	0.107	3.000	Pass
			RB1#24	22.29	0	-2.15	20.14	0.103	3.000	Pass
			RB12#0	21.81	0	-2.15	19.66	0.092	3.000	Pass
			RB12#6	21.79	0	-2.15	19.64	0.092	3.000	Pass
			RB12#13	21.8	0	-2.15	19.65	0.092	3.000	Pass
			RB25#0	21.71	0	-2.15	19.56	0.090	3.000	Pass
	HCH	QPSK	RB1#0	23.29	0	-2.15	21.14	0.130	3.000	Pass
			RB1#13	22.69	0	-2.15	20.54	0.113	3.000	Pass
			RB1#24	22.65	0	-2.15	20.50	0.112	3.000	Pass
			RB12#0	22.68	0	-2.15	20.53	0.113	3.000	Pass
			RB12#6	22.67	0	-2.15	20.52	0.113	3.000	Pass
			RB12#13	22.59	0	-2.15	20.44	0.111	3.000	Pass
			RB25#0	22.65	0	-2.15	20.50	0.112	3.000	Pass
		16-QAM	RB1#0	22.38	0	-2.15	20.23	0.105	3.000	Pass
			RB1#13	21.81	0	-2.15	19.66	0.092	3.000	Pass

Test BW	Test Channel	Test Mode	Test RB (Size#Offset)	Conducted Output AV Power (dBm)	Antenna Gain (dBi)	Antenna Gain (dBd)	ERP (dBm)	ERP (W)	Limit (W)	Verdict
LTE BAND13										
			RB1#24	21.81	0	-2.15	19.66	0.092	3.000	Pass
			RB12#0	21.75	0	-2.15	19.60	0.091	3.000	Pass
			RB12#6	21.72	0	-2.15	19.57	0.091	3.000	Pass
			RB12#13	21.69	0	-2.15	19.54	0.090	3.000	Pass
			RB25#0	21.61	0	-2.15	19.46	0.088	3.000	Pass
10 MHz	MCH	QPSK	RB1#0	21.58	0	-2.15	19.43	0.088	3.000	Pass
			RB1#25	22.84	0	-2.15	20.69	0.117	3.000	Pass
			RB1#49	22.1	0	-2.15	19.95	0.099	3.000	Pass
			RB25#0	22.62	0	-2.15	20.47	0.111	3.000	Pass
			RB25#13	22.7	0	-2.15	20.55	0.114	3.000	Pass
			RB25#25	22.51	0	-2.15	20.36	0.109	3.000	Pass
			RB50#0	22.55	0	-2.15	20.40	0.110	3.000	Pass
		16-QAM	RB1#0	20.5	0	-2.15	18.35	0.068	3.000	Pass
			RB1#25	21.77	0	-2.15	19.62	0.092	3.000	Pass
			RB1#49	21.05	0	-2.15	18.90	0.078	3.000	Pass
			RB25#0	21.66	0	-2.15	19.51	0.089	3.000	Pass
			RB25#13	21.73	0	-2.15	19.58	0.091	3.000	Pass
			RB25#25	21.54	0	-2.15	19.39	0.087	3.000	Pass
			RB50#0	21.58	0	-2.15	19.43	0.088	3.000	Pass

Test BW	Test Channel	Test Mode	Test RB (Size#Offset)	Conducted Output AV Power (dBm)	Antenna Gain (dBi)	Antenna Gain (dBd)	ERP (dBm)	ERP (W)	Limit (W)	Verdict
LTE BAND14										
5 MHz	LCH	QPSK	RB1#0	23.43	0	-2.15	21.28	0.134	3.000	Pass
			RB1#13	23.6	0	-2.15	21.45	0.140	3.000	Pass
			RB1#24	23.59	0	-2.15	21.44	0.139	3.000	Pass
			RB12#0	22.54	0	-2.15	20.39	0.109	3.000	Pass
			RB12#6	22.58	0	-2.15	20.43	0.110	3.000	Pass
			RB12#13	22.65	0	-2.15	20.50	0.112	3.000	Pass
			RB25#0	22.57	0	-2.15	20.42	0.110	3.000	Pass
		16-QAM	RB1#0	22.58	0	-2.15	20.43	0.110	3.000	Pass
			RB1#13	22.69	0	-2.15	20.54	0.113	3.000	Pass
			RB1#24	22.66	0	-2.15	20.51	0.112	3.000	Pass
			RB12#0	21.63	0	-2.15	19.48	0.089	3.000	Pass
			RB12#6	21.67	0	-2.15	19.52	0.090	3.000	Pass
			RB12#13	21.7	0	-2.15	19.55	0.090	3.000	Pass
			RB25#0	21.6	0	-2.15	19.45	0.088	3.000	Pass
	MCH	QPSK	RB1#0	23.56	0	-2.15	21.41	0.138	3.000	Pass
			RB1#13	23.17	0	-2.15	21.02	0.126	3.000	Pass
			RB1#24	22.96	0	-2.15	20.81	0.121	3.000	Pass
			RB12#0	22.66	0	-2.15	20.51	0.112	3.000	Pass
			RB12#6	22.71	0	-2.15	20.56	0.114	3.000	Pass
			RB12#13	22.62	0	-2.15	20.47	0.111	3.000	Pass
			RB25#0	22.64	0	-2.15	20.49	0.112	3.000	Pass
		16-QAM	RB1#0	23.01	0	-2.15	20.86	0.122	3.000	Pass
			RB1#13	22.54	0	-2.15	20.39	0.109	3.000	Pass
			RB1#24	22.36	0	-2.15	20.21	0.105	3.000	Pass
			RB12#0	21.81	0	-2.15	19.66	0.092	3.000	Pass
			RB12#6	21.84	0	-2.15	19.69	0.093	3.000	Pass
			RB12#13	21.8	0	-2.15	19.65	0.092	3.000	Pass
			RB25#0	21.73	0	-2.15	19.58	0.091	3.000	Pass
	HCH	QPSK	RB1#0	23.4	0	-2.15	21.25	0.133	3.000	Pass
			RB1#13	22.83	0	-2.15	20.68	0.117	3.000	Pass
			RB1#24	23.06	0	-2.15	20.91	0.123	3.000	Pass
			RB12#0	22.58	0	-2.15	20.43	0.110	3.000	Pass
			RB12#6	22.63	0	-2.15	20.48	0.112	3.000	Pass
			RB12#13	22.58	0	-2.15	20.43	0.110	3.000	Pass
			RB25#0	22.59	0	-2.15	20.44	0.111	3.000	Pass
		16-QAM	RB1#0	22.5	0	-2.15	20.35	0.108	3.000	Pass
			RB1#13	21.94	0	-2.15	19.79	0.095	3.000	Pass

Test BW	Test Channel	Test Mode	Test RB (Size#Offset)	Conducted Output AV Power (dBm)	Antenna Gain (dBi)	Antenna Gain (dBd)	ERP (dBm)	ERP (W)	Limit (W)	Verdict
LTE BAND14										
			RB1#24	22.18	0	-2.15	20.03	0.101	3.000	Pass
			RB12#0	21.77	0	-2.15	19.62	0.092	3.000	Pass
			RB12#6	21.74	0	-2.15	19.59	0.091	3.000	Pass
			RB12#13	21.71	0	-2.15	19.56	0.090	3.000	Pass
			RB25#0	21.66	0	-2.15	19.51	0.089	3.000	Pass
10 MHz	MCH	QPSK	RB1#0	22.92	0	-2.15	20.77	0.119	3.000	Pass
			RB1#25	22.93	0	-2.15	20.78	0.120	3.000	Pass
			RB1#49	22.43	0	-2.15	20.28	0.107	3.000	Pass
			RB25#0	22.69	0	-2.15	20.54	0.113	3.000	Pass
			RB25#13	22.71	0	-2.15	20.56	0.114	3.000	Pass
			RB25#25	22.58	0	-2.15	20.43	0.110	3.000	Pass
			RB50#0	22.69	0	-2.15	20.54	0.113	3.000	Pass
		16-QAM	RB1#0	21.77	0	-2.15	19.62	0.092	3.000	Pass
			RB1#25	21.8	0	-2.15	19.65	0.092	3.000	Pass
			RB1#49	21.32	0	-2.15	19.17	0.083	3.000	Pass
			RB25#0	21.71	0	-2.15	19.56	0.090	3.000	Pass
			RB25#13	21.7	0	-2.15	19.55	0.090	3.000	Pass
			RB25#25	21.56	0	-2.15	19.41	0.087	3.000	Pass
			RB50#0	21.67	0	-2.15	19.52	0.090	3.000	Pass

Test BW	Test Channel	Test Mode	Test RB (Size#Offset)	Conducted Output AV Power (dBm)	Antenna Gain (dBi)	Antenna Gain (dBd)	ERP (dBm)	ERP (W)	Limit (W)	Verdict
LTE BAND17										
5 MHz	LCH	QPSK	RB1#0	23.51	0	-2.15	21.36	0.137	3.00	Pass
			RB1#13	23.56	0	-2.15	21.41	0.138	3.00	Pass
			RB1#24	23.47	0	-2.15	21.32	0.136	3.00	Pass
			RB12#0	22.58	0	-2.15	20.43	0.110	3.00	Pass
			RB12#6	22.57	0	-2.15	20.42	0.110	3.00	Pass
			RB12#13	22.52	0	-2.15	20.37	0.109	3.00	Pass
			RB25#0	22.56	0	-2.15	20.41	0.110	3.00	Pass
		16-QAM	RB1#0	22.71	0	-2.15	20.56	0.114	3.00	Pass
			RB1#13	22.78	0	-2.15	20.63	0.116	3.00	Pass
			RB1#24	22.66	0	-2.15	20.51	0.112	3.00	Pass
			RB12#0	21.67	0	-2.15	19.52	0.090	3.00	Pass
			RB12#6	21.68	0	-2.15	19.53	0.090	3.00	Pass
			RB12#13	21.63	0	-2.15	19.48	0.089	3.00	Pass
			RB25#0	21.63	0	-2.15	19.48	0.089	3.00	Pass
	MCH	QPSK	RB1#0	23.52	0	-2.15	21.37	0.137	3.00	Pass
			RB1#13	23.54	0	-2.15	21.39	0.138	3.00	Pass
			RB1#24	23.45	0	-2.15	21.30	0.135	3.00	Pass
			RB12#0	22.54	0	-2.15	20.39	0.109	3.00	Pass
			RB12#6	22.54	0	-2.15	20.39	0.109	3.00	Pass
			RB12#13	22.5	0	-2.15	20.35	0.108	3.00	Pass
			RB25#0	22.55	0	-2.15	20.40	0.110	3.00	Pass
		16-QAM	RB1#0	22.98	0	-2.15	20.83	0.121	3.00	Pass
			RB1#13	23.03	0	-2.15	20.88	0.122	3.00	Pass
			RB1#24	22.94	0	-2.15	20.79	0.120	3.00	Pass
			RB12#0	21.69	0	-2.15	19.54	0.090	3.00	Pass
			RB12#6	21.67	0	-2.15	19.52	0.090	3.00	Pass
			RB12#13	21.67	0	-2.15	19.52	0.090	3.00	Pass
			RB25#0	21.61	0	-2.15	19.46	0.088	3.00	Pass
	HCH	QPSK	RB1#0	23.45	0	-2.15	21.30	0.135	3.00	Pass
			RB1#13	23.22	0	-2.15	21.07	0.128	3.00	Pass
			RB1#24	22.8	0	-2.15	20.65	0.116	3.00	Pass
			RB12#0	22.54	0	-2.15	20.39	0.109	3.00	Pass
			RB12#6	22.53	0	-2.15	20.38	0.109	3.00	Pass
			RB12#13	22.43	0	-2.15	20.28	0.107	3.00	Pass
			RB25#0	22.49	0	-2.15	20.34	0.108	3.00	Pass
		16-QAM	RB1#0	22.54	0	-2.15	20.39	0.109	3.00	Pass
			RB1#13	22.27	0	-2.15	20.12	0.103	3.00	Pass

Test BW	Test Channel	Test Mode	Test RB (Size#Offset)	Conducted Output AV Power (dBm)	Antenna Gain (dBi)	Antenna Gain (dBd)	ERP (dBm)	ERP (W)	Limit (W)	Verdict
LTE BAND17										
			RB1#24	21.9	0	-2.15	19.75	0.094	3.00	Pass
			RB12#0	21.56	0	-2.15	19.41	0.087	3.00	Pass
			RB12#6	21.57	0	-2.15	19.42	0.087	3.00	Pass
			RB12#13	21.51	0	-2.15	19.36	0.086	3.00	Pass
			RB25#0	21.45	0	-2.15	19.30	0.085	3.00	Pass
10 MHz	LCH	QPSK	RB1#0	23.39	0	-2.15	21.24	0.133	3.00	Pass
			RB1#25	23.45	0	-2.15	21.30	0.135	3.00	Pass
			RB1#49	22.86	0	-2.15	20.71	0.118	3.00	Pass
			RB25#0	22.59	0	-2.15	20.44	0.111	3.00	Pass
			RB25#13	22.57	0	-2.15	20.42	0.110	3.00	Pass
			RB25#25	22.54	0	-2.15	20.39	0.109	3.00	Pass
			RB50#0	22.56	0	-2.15	20.41	0.110	3.00	Pass
		16-QAM	RB1#0	22.26	0	-2.15	20.11	0.103	3.00	Pass
			RB1#25	22.39	0	-2.15	20.24	0.106	3.00	Pass
			RB1#49	21.78	0	-2.15	19.63	0.092	3.00	Pass
			RB25#0	21.64	0	-2.15	19.49	0.089	3.00	Pass
			RB25#13	21.59	0	-2.15	19.44	0.088	3.00	Pass
			RB25#25	21.56	0	-2.15	19.41	0.087	3.00	Pass
			RB50#0	21.57	0	-2.15	19.42	0.087	3.00	Pass
	MCH	QPSK	RB1#0	23.39	0	-2.15	21.24	0.133	3.00	Pass
			RB1#25	23.4	0	-2.15	21.25	0.133	3.00	Pass
			RB1#49	22.3	0	-2.15	20.15	0.104	3.00	Pass
			RB25#0	22.59	0	-2.15	20.44	0.111	3.00	Pass
			RB25#13	22.59	0	-2.15	20.44	0.111	3.00	Pass
			RB25#25	22.5	0	-2.15	20.35	0.108	3.00	Pass
			RB50#0	22.55	0	-2.15	20.40	0.110	3.00	Pass
		16-QAM	RB1#0	22.68	0	-2.15	20.53	0.113	3.00	Pass
			RB1#25	22.73	0	-2.15	20.58	0.114	3.00	Pass
			RB1#49	21.66	0	-2.15	19.51	0.089	3.00	Pass
			RB25#0	21.62	0	-2.15	19.47	0.089	3.00	Pass
			RB25#13	21.63	0	-2.15	19.48	0.089	3.00	Pass
			RB25#25	21.56	0	-2.15	19.41	0.087	3.00	Pass
			RB50#0	21.6	0	-2.15	19.45	0.088	3.00	Pass
	HCH	QPSK	RB1#0	23.43	0	-2.15	21.28	0.134	3.00	Pass
			RB1#25	23.43	0	-2.15	21.28	0.134	3.00	Pass
			RB1#49	22.16	0	-2.15	20.01	0.100	3.00	Pass
			RB25#0	22.54	0	-2.15	20.39	0.109	3.00	Pass
			RB25#13	22.54	0	-2.15	20.39	0.109	3.00	Pass

Test BW	Test Channel	Test Mode	Test RB (Size#Offset)	Conducted Output AV Power (dBm)	Antenna Gain (dBi)	Antenna Gain (dBd)	ERP (dBm)	ERP (W)	Limit (W)	Verdict
LTE BAND17										
			RB25#25	22.49	0	-2.15	20.34	0.108	3.00	Pass
			RB50#0	22.52	0	-2.15	20.37	0.109	3.00	Pass
		16-QAM	RB1#0	22.4	0	-2.15	20.25	0.106	3.00	Pass
			RB1#25	22.42	0	-2.15	20.27	0.106	3.00	Pass
			RB1#49	21.15	0	-2.15	19.00	0.079	3.00	Pass
			RB25#0	21.68	0	-2.15	19.53	0.090	3.00	Pass
			RB25#13	21.64	0	-2.15	19.49	0.089	3.00	Pass
			RB25#25	21.58	0	-2.15	19.43	0.088	3.00	Pass
			RB50#0	21.57	0	-2.15	19.42	0.087	3.00	Pass

Test BW	Test Channel	Test Mode	Test RB (Size#Offset)	Conducted Output AV Power (dBm)	Antenna Gain (dBi)	Antenna Gain (dBd)	ERP (dBm)	ERP (W)	Limit (W)	Verdict
LTE BAND18(824-830MHz)										
5 MHz	LCH	QPSK	RB1#0	23.8	0.5	-1.65	22.15	0.164	7.000	Pass
			RB1#13	23.88	0.5	-1.65	22.23	0.167	7.000	Pass
			RB1#24	23.74	0.5	-1.65	22.09	0.162	7.000	Pass
			RB12#0	22.87	0.5	-1.65	21.22	0.132	7.000	Pass
			RB12#6	22.88	0.5	-1.65	21.23	0.133	7.000	Pass
			RB12#13	22.84	0.5	-1.65	21.19	0.132	7.000	Pass
			RB25#0	22.83	0.5	-1.65	21.18	0.131	7.000	Pass
		16-QAM	RB1#0	22.99	0.5	-1.65	21.34	0.136	7.000	Pass
			RB1#13	23.03	0.5	-1.65	21.38	0.137	7.000	Pass
			RB1#24	22.92	0.5	-1.65	21.27	0.134	7.000	Pass
			RB12#0	21.95	0.5	-1.65	20.30	0.107	7.000	Pass
			RB12#6	21.97	0.5	-1.65	20.32	0.108	7.000	Pass
			RB12#13	21.96	0.5	-1.65	20.31	0.107	7.000	Pass
			RB25#0	21.91	0.5	-1.65	20.26	0.106	7.000	Pass
	MCH	QPSK	RB1#0	23.85	0.5	-1.65	22.20	0.166	7.000	Pass
			RB1#13	23.9	0.5	-1.65	22.25	0.168	7.000	Pass
			RB1#24	23.79	0.5	-1.65	22.14	0.164	7.000	Pass
			RB12#0	22.85	0.5	-1.65	21.20	0.132	7.000	Pass
			RB12#6	22.9	0.5	-1.65	21.25	0.133	7.000	Pass
			RB12#13	22.81	0.5	-1.65	21.16	0.131	7.000	Pass
			RB25#0	22.87	0.5	-1.65	21.22	0.132	7.000	Pass
		16-QAM	RB1#0	23.3	0.5	-1.65	21.65	0.146	7.000	Pass
			RB1#13	23.36	0.5	-1.65	21.71	0.148	7.000	Pass
			RB1#24	23.26	0.5	-1.65	21.61	0.145	7.000	Pass
			RB12#0	22.05	0.5	-1.65	20.40	0.110	7.000	Pass
			RB12#6	22.03	0.5	-1.65	20.38	0.109	7.000	Pass
			RB12#13	21.98	0.5	-1.65	20.33	0.108	7.000	Pass
			RB25#0	21.94	0.5	-1.65	20.29	0.107	7.000	Pass
	HCH	QPSK	RB1#0	23.8	0.5	-1.65	22.15	0.164	7.000	Pass
			RB1#13	23.88	0.5	-1.65	22.23	0.167	7.000	Pass
			RB1#24	23.75	0.5	-1.65	22.10	0.162	7.000	Pass
			RB12#0	22.9	0.5	-1.65	21.25	0.133	7.000	Pass
			RB12#6	22.89	0.5	-1.65	21.24	0.133	7.000	Pass
			RB12#13	22.87	0.5	-1.65	21.22	0.132	7.000	Pass
			RB25#0	22.84	0.5	-1.65	21.19	0.132	7.000	Pass
		16-QAM	RB1#0	22.94	0.5	-1.65	21.29	0.135	7.000	Pass
			RB1#13	22.98	0.5	-1.65	21.33	0.136	7.000	Pass

Test BW	Test Channel	Test Mode	Test RB (Size#Offset)	Conducted Output AV Power (dBm)	Antenna Gain (dBi)	Antenna Gain (dBd)	ERP (dBm)	ERP (W)	Limit (W)	Verdict
LTE BAND18(824-830MHz)										
			RB1#24	22.93	0.5	-1.65	21.28	0.134	7.000	Pass
			RB12#0	21.97	0.5	-1.65	20.32	0.108	7.000	Pass
			RB12#6	21.97	0.5	-1.65	20.32	0.108	7.000	Pass
			RB12#13	21.91	0.5	-1.65	20.26	0.106	7.000	Pass
			RB25#0	21.83	0.5	-1.65	20.18	0.104	7.000	Pass

Test BW	Test Channel	Test Mode	Test RB (Size#Offset)	Conducted Output AV Power (dBm)	Antenna Gain (dBi)	Antenna Gain (dBd)	ERP (dBm)	ERP (W)	Limit (W)	Verdict
LTE BAND18(815-824MHz)										
5 MHz	LCH	QPSK	RB1#0	23.76	0.5	-1.65	22.11	0.163	100.000	Pass
			RB1#13	23.51	0.5	-1.65	21.86	0.153	100.000	Pass
			RB1#24	23.77	0.5	-1.65	22.12	0.163	100.000	Pass
			RB12#0	23.01	0.5	-1.65	21.36	0.137	100.000	Pass
			RB12#6	23.01	0.5	-1.65	21.36	0.137	100.000	Pass
			RB12#13	23.05	0.5	-1.65	21.40	0.138	100.000	Pass
			RB25#0	23.1	0.5	-1.65	21.45	0.140	100.000	Pass
		16-QAM	RB1#0	22.83	0.5	-1.65	21.18	0.131	100.000	Pass
			RB1#13	22.6	0.5	-1.65	20.95	0.124	100.000	Pass
			RB1#24	22.92	0.5	-1.65	21.27	0.134	100.000	Pass
			RB12#0	22.09	0.5	-1.65	20.44	0.111	100.000	Pass
			RB12#6	22.12	0.5	-1.65	20.47	0.111	100.000	Pass
			RB12#13	22.14	0.5	-1.65	20.49	0.112	100.000	Pass
			RB25#0	22.12	0.5	-1.65	20.47	0.111	100.000	Pass
	MCH	QPSK	RB1#0	23.68	0.5	-1.65	22.03	0.160	100.000	Pass
			RB1#13	23.61	0.5	-1.65	21.96	0.157	100.000	Pass
			RB1#24	23.88	0.5	-1.65	22.23	0.167	100.000	Pass
			RB12#0	22.97	0.5	-1.65	21.32	0.136	100.000	Pass
			RB12#6	22.99	0.5	-1.65	21.34	0.136	100.000	Pass
			RB12#13	22.94	0.5	-1.65	21.29	0.135	100.000	Pass
			RB25#0	23	0.5	-1.65	21.35	0.136	100.000	Pass
		16-QAM	RB1#0	23.08	0.5	-1.65	21.43	0.139	100.000	Pass
			RB1#13	23.06	0.5	-1.65	21.41	0.138	100.000	Pass
			RB1#24	23.34	0.5	-1.65	21.69	0.148	100.000	Pass
			RB12#0	22.17	0.5	-1.65	20.52	0.113	100.000	Pass
			RB12#6	22.15	0.5	-1.65	20.50	0.112	100.000	Pass
			RB12#13	22.11	0.5	-1.65	20.46	0.111	100.000	Pass
			RB25#0	22.06	0.5	-1.65	20.41	0.110	100.000	Pass
	HCH	QPSK	RB1#0	23.8	0.5	-1.65	22.15	0.164	100.000	Pass
			RB1#13	23.73	0.5	-1.65	22.08	0.161	100.000	Pass
			RB1#24	23.85	0.5	-1.65	22.20	0.166	100.000	Pass
			RB12#0	22.94	0.5	-1.65	21.29	0.135	100.000	Pass
			RB12#6	22.96	0.5	-1.65	21.31	0.135	100.000	Pass
			RB12#13	22.92	0.5	-1.65	21.27	0.134	100.000	Pass
			RB25#0	22.98	0.5	-1.65	21.33	0.136	100.000	Pass
		16-QAM	RB1#0	22.89	0.5	-1.65	21.24	0.133	100.000	Pass
			RB1#13	22.84	0.5	-1.65	21.19	0.132	100.000	Pass

Test BW	Test Channel	Test Mode	Test RB (Size#Offset)	Conducted Output AV Power (dBm)	Antenna Gain (dBi)	Antenna Gain (dBd)	ERP (dBm)	ERP (W)	Limit (W)	Verdict
LTE BAND18(815-824MHz)										
			RB1#24	22.99	0.5	-1.65	21.34	0.136	100.000	Pass
			RB12#0	22.02	0.5	-1.65	20.37	0.109	100.000	Pass
			RB12#6	22.03	0.5	-1.65	20.38	0.109	100.000	Pass
			RB12#13	21.99	0.5	-1.65	20.34	0.108	100.000	Pass
			RB25#0	21.91	0.5	-1.65	20.26	0.106	100.000	Pass

Test BW	Test Channel	Test Mode	Test RB (Size#Offset)	Conducted Output AV Power (dBm)	Antenna Gain (dBi)	Antenna Gain (dBd)	ERP (dBm)	ERP (W)	Limit (W)	Verdict
LTE BAND19										
5 MHz	LCH	QPSK	RB1#0	23.98	0.5	-1.65	22.33	0.171	7.0	Pass
			RB1#13	23.74	0.5	-1.65	22.09	0.162	7.0	Pass
			RB1#24	23.84	0.5	-1.65	22.19	0.166	7.0	Pass
			RB12#0	23.03	0.5	-1.65	21.38	0.137	7.0	Pass
			RB12#6	23.06	0.5	-1.65	21.41	0.138	7.0	Pass
			RB12#13	22.99	0.5	-1.65	21.34	0.136	7.0	Pass
			RB25#0	23	0.5	-1.65	21.35	0.136	7.0	Pass
		16-QAM	RB1#0	23.07	0.5	-1.65	21.42	0.139	7.0	Pass
			RB1#13	22.86	0.5	-1.65	21.21	0.132	7.0	Pass
			RB1#24	22.99	0.5	-1.65	21.34	0.136	7.0	Pass
			RB12#0	22.11	0.5	-1.65	20.46	0.111	7.0	Pass
			RB12#6	22.06	0.5	-1.65	20.41	0.110	7.0	Pass
			RB12#13	22.05	0.5	-1.65	20.40	0.110	7.0	Pass
			RB25#0	22	0.5	-1.65	20.35	0.108	7.0	Pass
	MCH	QPSK	RB1#0	23.91	0.5	-1.65	22.26	0.168	7.0	Pass
			RB1#13	23.67	0.5	-1.65	22.02	0.159	7.0	Pass
			RB1#24	23.64	0.5	-1.65	21.99	0.158	7.0	Pass
			RB12#0	22.96	0.5	-1.65	21.31	0.135	7.0	Pass
			RB12#6	22.99	0.5	-1.65	21.34	0.136	7.0	Pass
			RB12#13	22.96	0.5	-1.65	21.31	0.135	7.0	Pass
			RB25#0	22.94	0.5	-1.65	21.29	0.135	7.0	Pass
		16-QAM	RB1#0	23.07	0.5	-1.65	21.42	0.139	7.0	Pass
			RB1#13	22.82	0.5	-1.65	21.17	0.131	7.0	Pass
			RB1#24	22.85	0.5	-1.65	21.20	0.132	7.0	Pass
			RB12#0	22.04	0.5	-1.65	20.39	0.109	7.0	Pass
			RB12#6	22.1	0.5	-1.65	20.45	0.111	7.0	Pass
			RB12#13	22.08	0.5	-1.65	20.43	0.110	7.0	Pass
			RB25#0	22.01	0.5	-1.65	20.36	0.109	7.0	Pass
	HCH	QPSK	RB1#0	23.82	0.5	-1.65	22.17	0.165	7.0	Pass
			RB1#13	23.39	0.5	-1.65	21.74	0.149	7.0	Pass
			RB1#24	23.5	0.5	-1.65	21.85	0.153	7.0	Pass
			RB12#0	23.11	0.5	-1.65	21.46	0.140	7.0	Pass
			RB12#6	23.07	0.5	-1.65	21.42	0.139	7.0	Pass
			RB12#13	23.01	0.5	-1.65	21.36	0.137	7.0	Pass
			RB25#0	23.04	0.5	-1.65	21.39	0.138	7.0	Pass
		16-QAM	RB1#0	23.24	0.5	-1.65	21.59	0.144	7.0	Pass
			RB1#13	22.86	0.5	-1.65	21.21	0.132	7.0	Pass

Test BW	Test Channel	Test Mode	Test RB (Size#Offset)	Conducted Output AV Power (dBm)	Antenna Gain (dBi)	Antenna Gain (dBd)	ERP (dBm)	ERP (W)	Limit (W)	Verdict
LTE BAND19										
			RB1#24	22.99	0.5	-1.65	21.34	0.136	7.0	Pass
			RB12#0	22.2	0.5	-1.65	20.55	0.114	7.0	Pass
			RB12#6	22.22	0.5	-1.65	20.57	0.114	7.0	Pass
			RB12#13	22.15	0.5	-1.65	20.50	0.112	7.0	Pass
			RB25#0	22.14	0.5	-1.65	20.49	0.112	7.0	Pass
10 MHz	LCH	QPSK	RB1#0	23.73	0.5	-1.65	22.08	0.161	7.0	Pass
			RB1#25	23.68	0.5	-1.65	22.03	0.160	7.0	Pass
			RB1#49	23.63	0.5	-1.65	21.98	0.158	7.0	Pass
			RB25#0	22.78	0.5	-1.65	21.13	0.130	7.0	Pass
			RB25#13	22.82	0.5	-1.65	21.17	0.131	7.0	Pass
			RB25#25	22.76	0.5	-1.65	21.11	0.129	7.0	Pass
			RB50#0	22.78	0.5	-1.65	21.13	0.130	7.0	Pass
		16-QAM	RB1#0	22.72	0.5	-1.65	21.07	0.128	7.0	Pass
			RB1#25	22.69	0.5	-1.65	21.04	0.127	7.0	Pass
			RB1#49	22.58	0.5	-1.65	20.93	0.124	7.0	Pass
			RB25#0	21.82	0.5	-1.65	20.17	0.104	7.0	Pass
			RB25#13	21.81	0.5	-1.65	20.16	0.104	7.0	Pass
			RB25#25	21.79	0.5	-1.65	20.14	0.103	7.0	Pass
			RB50#0	21.91	0.5	-1.65	20.26	0.106	7.0	Pass
	MCH	QPSK	RB1#0	23.87	0.5	-1.65	22.22	0.167	7.0	Pass
			RB1#25	23.87	0.5	-1.65	22.22	0.167	7.0	Pass
			RB1#49	23.47	0.5	-1.65	21.82	0.152	7.0	Pass
			RB25#0	22.95	0.5	-1.65	21.30	0.135	7.0	Pass
			RB25#13	22.96	0.5	-1.65	21.31	0.135	7.0	Pass
			RB25#25	22.93	0.5	-1.65	21.28	0.134	7.0	Pass
			RB50#0	22.91	0.5	-1.65	21.26	0.134	7.0	Pass
		16-QAM	RB1#0	23.26	0.5	-1.65	21.61	0.145	7.0	Pass
			RB1#25	23.24	0.5	-1.65	21.59	0.144	7.0	Pass
			RB1#49	22.71	0.5	-1.65	21.06	0.128	7.0	Pass
			RB25#0	21.97	0.5	-1.65	20.32	0.108	7.0	Pass
			RB25#13	22	0.5	-1.65	20.35	0.108	7.0	Pass
			RB25#25	21.97	0.5	-1.65	20.32	0.108	7.0	Pass
			RB50#0	22	0.5	-1.65	20.35	0.108	7.0	Pass
	HCH	QPSK	RB1#0	23.91	0.5	-1.65	22.26	0.168	7.0	Pass
			RB1#25	23.65	0.5	-1.65	22.00	0.158	7.0	Pass
			RB1#49	23.18	0.5	-1.65	21.53	0.142	7.0	Pass
			RB25#0	22.95	0.5	-1.65	21.30	0.135	7.0	Pass
			RB25#13	22.94	0.5	-1.65	21.29	0.135	7.0	Pass

Test BW	Test Channel	Test Mode	Test RB (Size#Offset)	Conducted Output AV Power (dBm)	Antenna Gain (dBi)	Antenna Gain (dBd)	ERP (dBm)	ERP (W)	Limit (W)	Verdict
LTE BAND19										
			RB25#25	22.87	0.5	-1.65	21.22	0.132	7.0	Pass
			RB50#0	22.89	0.5	-1.65	21.24	0.133	7.0	Pass
		16-QAM	RB1#0	22.81	0.5	-1.65	21.16	0.131	7.0	Pass
			RB1#25	22.58	0.5	-1.65	20.93	0.124	7.0	Pass
			RB1#49	22.12	0.5	-1.65	20.47	0.111	7.0	Pass
			RB25#0	22.05	0.5	-1.65	20.40	0.110	7.0	Pass
			RB25#13	22.03	0.5	-1.65	20.38	0.109	7.0	Pass
			RB25#25	22.03	0.5	-1.65	20.38	0.109	7.0	Pass
			RB50#0	21.99	0.5	-1.65	20.34	0.108	7.0	Pass
15 MHz	MCH	QPSK	RB1#0	23.52	0.5	-1.65	21.87	0.154	7.0	Pass
			RB1#38	23.63	0.5	-1.65	21.98	0.158	7.0	Pass
			RB1#74	22.75	0.5	-1.65	21.10	0.129	7.0	Pass
			RB36#0	23	0.5	-1.65	21.35	0.136	7.0	Pass
			RB36#19	22.97	0.5	-1.65	21.32	0.136	7.0	Pass
			RB36#39	22.99	0.5	-1.65	21.34	0.136	7.0	Pass
			RB75#0	23	0.5	-1.65	21.35	0.136	7.0	Pass
		16-QAM	RB1#0	22.35	0.5	-1.65	20.70	0.117	7.0	Pass
			RB1#38	22.49	0.5	-1.65	20.84	0.121	7.0	Pass
			RB1#74	21.63	0.5	-1.65	19.98	0.100	7.0	Pass
			RB36#0	21.96	0.5	-1.65	20.31	0.107	7.0	Pass
			RB36#19	22.02	0.5	-1.65	20.37	0.109	7.0	Pass
			RB36#39	21.97	0.5	-1.65	20.32	0.108	7.0	Pass
			RB75#0	22	0.5	-1.65	20.35	0.108	7.0	Pass

Test BW	Test Channel	Test Mode	Test RB (Size#Offset)	Conducted Output AV Power (dBm)	Antenna Gain (dBi)	EIRP (dBm)	EIRP (W)	Limit (W)	Verdict
LTE BAND25									
1.4 MHz	LCH	QPSK	RB1#0	22.56	1.5	24.06	0.255	2.00	Pass
			RB1#3	22.65	1.5	24.15	0.260	2.00	Pass
			RB1#5	22.55	1.5	24.05	0.254	2.00	Pass
			RB3#0	22.65	1.5	24.15	0.260	2.00	Pass
			RB3#2	22.72	1.5	24.22	0.264	2.00	Pass
			RB3#3	22.7	1.5	24.20	0.263	2.00	Pass
			RB6#0	21.58	1.5	23.08	0.203	2.00	Pass
		16-QAM	RB1#0	21.99	1.5	23.49	0.223	2.00	Pass
			RB1#3	22.08	1.5	23.58	0.228	2.00	Pass
			RB1#5	22.01	1.5	23.51	0.224	2.00	Pass
			RB3#0	21.92	1.5	23.42	0.220	2.00	Pass
			RB3#2	21.97	1.5	23.47	0.222	2.00	Pass
			RB3#3	21.93	1.5	23.43	0.220	2.00	Pass
			RB6#0	20.58	1.5	22.08	0.161	2.00	Pass
	MCH	QPSK	RB1#0	22.47	1.5	23.97	0.249	2.00	Pass
			RB1#3	22.55	1.5	24.05	0.254	2.00	Pass
			RB1#5	22.44	1.5	23.94	0.248	2.00	Pass
			RB3#0	22.58	1.5	24.08	0.256	2.00	Pass
			RB3#2	22.66	1.5	24.16	0.261	2.00	Pass
			RB3#3	22.64	1.5	24.14	0.259	2.00	Pass
			RB6#0	21.49	1.5	22.99	0.199	2.00	Pass
		16-QAM	RB1#0	21.56	1.5	23.06	0.202	2.00	Pass
			RB1#3	21.66	1.5	23.16	0.207	2.00	Pass
			RB1#5	21.63	1.5	23.13	0.206	2.00	Pass
			RB3#0	21.77	1.5	23.27	0.212	2.00	Pass
			RB3#2	21.81	1.5	23.31	0.214	2.00	Pass
			RB3#3	21.88	1.5	23.38	0.218	2.00	Pass
			RB6#0	20.82	1.5	22.32	0.171	2.00	Pass
	HCH	QPSK	RB1#0	22.3	1.5	23.80	0.240	2.00	Pass
			RB1#3	22.35	1.5	23.85	0.243	2.00	Pass
			RB1#5	22.31	1.5	23.81	0.240	2.00	Pass
			RB3#0	22.36	1.5	23.86	0.243	2.00	Pass
			RB3#2	22.41	1.5	23.91	0.246	2.00	Pass
			RB3#3	22.33	1.5	23.83	0.242	2.00	Pass
			RB6#0	21.33	1.5	22.83	0.192	2.00	Pass
		16-QAM	RB1#0	21.45	1.5	22.95	0.197	2.00	Pass
			RB1#3	21.5	1.5	23.00	0.200	2.00	Pass

Test BW	Test Channel	Test Mode	Test RB (Size#Offset)	Conducted Output AV Power (dBm)	Antenna Gain (dBi)	EIRP (dBm)	EIRP (W)	Limit (W)	Verdict
LTE BAND25									
			RB1#5	21.41	1.5	22.91	0.195	2.00	Pass
			RB3#0	21.38	1.5	22.88	0.194	2.00	Pass
			RB3#2	21.46	1.5	22.96	0.198	2.00	Pass
			RB3#3	21.4	1.5	22.90	0.195	2.00	Pass
			RB6#0	20.49	1.5	21.99	0.158	2.00	Pass
3 MHz	LCH	QPSK	RB1#0	22.71	1.5	24.21	0.264	2.00	Pass
			RB1#7	22.72	1.5	24.22	0.264	2.00	Pass
			RB1#14	22.71	1.5	24.21	0.264	2.00	Pass
			RB8#0	21.78	1.5	23.28	0.213	2.00	Pass
			RB8#4	21.83	1.5	23.33	0.215	2.00	Pass
			RB8#7	21.8	1.5	23.30	0.214	2.00	Pass
			RB15#0	21.78	1.5	23.28	0.213	2.00	Pass
		16-QAM	RB1#0	21.7	1.5	23.20	0.209	2.00	Pass
			RB1#7	21.72	1.5	23.22	0.210	2.00	Pass
			RB1#14	21.68	1.5	23.18	0.208	2.00	Pass
			RB8#0	20.93	1.5	22.43	0.175	2.00	Pass
			RB8#4	20.95	1.5	22.45	0.176	2.00	Pass
			RB8#7	20.95	1.5	22.45	0.176	2.00	Pass
			RB15#0	20.87	1.5	22.37	0.173	2.00	Pass
	MCH	QPSK	RB1#0	22.74	1.5	24.24	0.265	2.00	Pass
			RB1#7	22.74	1.5	24.24	0.265	2.00	Pass
			RB1#14	22.71	1.5	24.21	0.264	2.00	Pass
			RB8#0	21.78	1.5	23.28	0.213	2.00	Pass
			RB8#4	21.81	1.5	23.31	0.214	2.00	Pass
			RB8#7	21.75	1.5	23.25	0.211	2.00	Pass
			RB15#0	21.79	1.5	23.29	0.213	2.00	Pass
		16-QAM	RB1#0	22.13	1.5	23.63	0.231	2.00	Pass
			RB1#7	22.17	1.5	23.67	0.233	2.00	Pass
			RB1#14	22.18	1.5	23.68	0.233	2.00	Pass
			RB8#0	20.87	1.5	22.37	0.173	2.00	Pass
			RB8#4	20.92	1.5	22.42	0.175	2.00	Pass
			RB8#7	20.86	1.5	22.36	0.172	2.00	Pass
			RB15#0	20.83	1.5	22.33	0.171	2.00	Pass
	HCH	QPSK	RB1#0	22.37	1.5	23.87	0.244	2.00	Pass
			RB1#7	22.38	1.5	23.88	0.244	2.00	Pass
			RB1#14	22.38	1.5	23.88	0.244	2.00	Pass
			RB8#0	21.38	1.5	22.88	0.194	2.00	Pass
			RB8#4	21.44	1.5	22.94	0.197	2.00	Pass

Test BW	Test Channel	Test Mode	Test RB (Size#Offset)	Conducted Output AV Power (dBm)	Antenna Gain (dBi)	EIRP (dBm)	EIRP (W)	Limit (W)	Verdict
LTE BAND25									
			RB8#7	21.41	1.5	22.91	0.195	2.00	Pass
			RB15#0	21.47	1.5	22.97	0.198	2.00	Pass
		16-QAM	RB1#0	21.44	1.5	22.94	0.197	2.00	Pass
			RB1#7	21.44	1.5	22.94	0.197	2.00	Pass
			RB1#14	21.37	1.5	22.87	0.194	2.00	Pass
			RB8#0	20.46	1.5	21.96	0.157	2.00	Pass
			RB8#4	20.51	1.5	22.01	0.159	2.00	Pass
			RB8#7	20.44	1.5	21.94	0.156	2.00	Pass
			RB15#0	20.41	1.5	21.91	0.155	2.00	Pass
5 MHz	LCH	QPSK	RB1#0	22.82	1.5	24.32	0.270	2.00	Pass
			RB1#13	22.87	1.5	24.37	0.274	2.00	Pass
			RB1#24	22.8	1.5	24.30	0.269	2.00	Pass
			RB12#0	21.85	1.5	23.35	0.216	2.00	Pass
			RB12#6	21.89	1.5	23.39	0.218	2.00	Pass
			RB12#13	21.86	1.5	23.36	0.217	2.00	Pass
			RB25#0	21.84	1.5	23.34	0.216	2.00	Pass
		16-QAM	RB1#0	22	1.5	23.50	0.224	2.00	Pass
			RB1#13	22.05	1.5	23.55	0.226	2.00	Pass
			RB1#24	22.07	1.5	23.57	0.228	2.00	Pass
			RB12#0	20.96	1.5	22.46	0.176	2.00	Pass
			RB12#6	20.95	1.5	22.45	0.176	2.00	Pass
			RB12#13	20.94	1.5	22.44	0.175	2.00	Pass
			RB25#0	20.88	1.5	22.38	0.173	2.00	Pass
	MCH	QPSK	RB1#0	22.77	1.5	24.27	0.267	2.00	Pass
			RB1#13	22.86	1.5	24.36	0.273	2.00	Pass
			RB1#24	22.8	1.5	24.30	0.269	2.00	Pass
			RB12#0	21.79	1.5	23.29	0.213	2.00	Pass
			RB12#6	21.79	1.5	23.29	0.213	2.00	Pass
			RB12#13	21.75	1.5	23.25	0.211	2.00	Pass
			RB25#0	21.77	1.5	23.27	0.212	2.00	Pass
		16-QAM	RB1#0	22.27	1.5	23.77	0.238	2.00	Pass
			RB1#13	22.36	1.5	23.86	0.243	2.00	Pass
			RB1#24	22.34	1.5	23.84	0.242	2.00	Pass
			RB12#0	20.98	1.5	22.48	0.177	2.00	Pass
			RB12#6	20.99	1.5	22.49	0.177	2.00	Pass
			RB12#13	20.93	1.5	22.43	0.175	2.00	Pass
			RB25#0	20.86	1.5	22.36	0.172	2.00	Pass
	HCH	QPSK	RB1#0	22.36	1.5	23.86	0.243	2.00	Pass

Test BW	Test Channel	Test Mode	Test RB (Size#Offset)	Conducted Output AV Power (dBm)	Antenna Gain (dBi)	EIRP (dBm)	EIRP (W)	Limit (W)	Verdict
LTE BAND25									
			RB1#13	22.42	1.5	23.92	0.247	2.00	Pass
			RB1#24	22.38	1.5	23.88	0.244	2.00	Pass
			RB12#0	21.46	1.5	22.96	0.198	2.00	Pass
			RB12#6	21.47	1.5	22.97	0.198	2.00	Pass
			RB12#13	21.42	1.5	22.92	0.196	2.00	Pass
			RB25#0	21.43	1.5	22.93	0.196	2.00	Pass
		16-QAM	RB1#0	21.49	1.5	22.99	0.199	2.00	Pass
			RB1#13	21.59	1.5	23.09	0.204	2.00	Pass
			RB1#24	21.49	1.5	22.99	0.199	2.00	Pass
			RB12#0	20.52	1.5	22.02	0.159	2.00	Pass
			RB12#6	20.55	1.5	22.05	0.160	2.00	Pass
			RB12#13	20.47	1.5	21.97	0.157	2.00	Pass
			RB25#0	20.39	1.5	21.89	0.155	2.00	Pass
10 MHz	LCH	QPSK	RB1#0	22.76	1.5	24.26	0.267	2.00	Pass
			RB1#25	22.77	1.5	24.27	0.267	2.00	Pass
			RB1#49	22.74	1.5	24.24	0.265	2.00	Pass
			RB25#0	21.89	1.5	23.39	0.218	2.00	Pass
			RB25#13	21.92	1.5	23.42	0.220	2.00	Pass
			RB25#25	21.78	1.5	23.28	0.213	2.00	Pass
			RB50#0	21.81	1.5	23.31	0.214	2.00	Pass
		16-QAM	RB1#0	21.79	1.5	23.29	0.213	2.00	Pass
			RB1#25	21.78	1.5	23.28	0.213	2.00	Pass
			RB1#49	21.69	1.5	23.19	0.208	2.00	Pass
			RB25#0	20.92	1.5	22.42	0.175	2.00	Pass
			RB25#13	20.96	1.5	22.46	0.176	2.00	Pass
			RB25#25	20.86	1.5	22.36	0.172	2.00	Pass
			RB50#0	20.8	1.5	22.30	0.170	2.00	Pass
	MCH	QPSK	RB1#0	22.75	1.5	24.25	0.266	2.00	Pass
			RB1#25	22.75	1.5	24.25	0.266	2.00	Pass
			RB1#49	22.78	1.5	24.28	0.268	2.00	Pass
			RB25#0	21.8	1.5	23.30	0.214	2.00	Pass
			RB25#13	21.85	1.5	23.35	0.216	2.00	Pass
			RB25#25	21.82	1.5	23.32	0.215	2.00	Pass
			RB50#0	21.77	1.5	23.27	0.212	2.00	Pass
		16-QAM	RB1#0	22.15	1.5	23.65	0.232	2.00	Pass
			RB1#25	22.15	1.5	23.65	0.232	2.00	Pass
			RB1#49	22.13	1.5	23.63	0.231	2.00	Pass
			RB25#0	20.86	1.5	22.36	0.172	2.00	Pass

Test BW	Test Channel	Test Mode	Test RB (Size#Offset)	Conducted Output AV Power (dBm)	Antenna Gain (dBi)	EIRP (dBm)	EIRP (W)	Limit (W)	Verdict
LTE BAND25									
			RB25#13	20.88	1.5	22.38	0.173	2.00	Pass
			RB25#25	20.85	1.5	22.35	0.172	2.00	Pass
			RB50#0	20.89	1.5	22.39	0.173	2.00	Pass
	HCH	QPSK	RB1#0	22.45	1.5	23.95	0.248	2.00	Pass
			RB1#25	22.35	1.5	23.85	0.243	2.00	Pass
			RB1#49	22.37	1.5	23.87	0.244	2.00	Pass
			RB25#0	21.5	1.5	23.00	0.200	2.00	Pass
			RB25#13	21.44	1.5	22.94	0.197	2.00	Pass
			RB25#25	21.42	1.5	22.92	0.196	2.00	Pass
			RB50#0	21.54	1.5	23.04	0.201	2.00	Pass
		16-QAM	RB1#0	21.5	1.5	23.00	0.200	2.00	Pass
			RB1#25	21.42	1.5	22.92	0.196	2.00	Pass
			RB1#49	21.37	1.5	22.87	0.194	2.00	Pass
			RB25#0	20.61	1.5	22.11	0.163	2.00	Pass
			RB25#13	20.59	1.5	22.09	0.162	2.00	Pass
			RB25#25	20.54	1.5	22.04	0.160	2.00	Pass
			RB50#0	20.58	1.5	22.08	0.161	2.00	Pass
15 MHz	LCH	QPSK	RB1#0	22.85	1.5	24.35	0.272	2.00	Pass
			RB1#38	22.9	1.5	24.40	0.275	2.00	Pass
			RB1#74	22.79	1.5	24.29	0.269	2.00	Pass
			RB36#0	21.93	1.5	23.43	0.220	2.00	Pass
			RB36#19	21.88	1.5	23.38	0.218	2.00	Pass
			RB36#39	21.85	1.5	23.35	0.216	2.00	Pass
			RB75#0	21.83	1.5	23.33	0.215	2.00	Pass
		16-QAM	RB1#0	21.82	1.5	23.32	0.215	2.00	Pass
			RB1#38	21.84	1.5	23.34	0.216	2.00	Pass
			RB1#74	21.73	1.5	23.23	0.210	2.00	Pass
			RB36#0	20.96	1.5	22.46	0.176	2.00	Pass
			RB36#19	20.86	1.5	22.36	0.172	2.00	Pass
			RB36#39	20.85	1.5	22.35	0.172	2.00	Pass
			RB75#0	20.88	1.5	22.38	0.173	2.00	Pass
	MCH	QPSK	RB1#0	22.8	1.5	24.30	0.269	2.00	Pass
			RB1#38	22.79	1.5	24.29	0.269	2.00	Pass
			RB1#74	22.74	1.5	24.24	0.265	2.00	Pass
			RB36#0	21.81	1.5	23.31	0.214	2.00	Pass
			RB36#19	21.86	1.5	23.36	0.217	2.00	Pass
			RB36#39	21.79	1.5	23.29	0.213	2.00	Pass
			RB75#0	21.79	1.5	23.29	0.213	2.00	Pass

Test BW	Test Channel	Test Mode	Test RB (Size#Offset)	Conducted Output AV Power (dBm)	Antenna Gain (dBi)	EIRP (dBm)	EIRP (W)	Limit (W)	Verdict
LTE BAND25									
		16-QAM	RB1#0	22.17	1.5	23.67	0.233	2.00	Pass
			RB1#38	22.19	1.5	23.69	0.234	2.00	Pass
			RB1#74	22.15	1.5	23.65	0.232	2.00	Pass
			RB36#0	20.87	1.5	22.37	0.173	2.00	Pass
			RB36#19	20.89	1.5	22.39	0.173	2.00	Pass
			RB36#39	20.89	1.5	22.39	0.173	2.00	Pass
			RB75#0	20.85	1.5	22.35	0.172	2.00	Pass
	HCH	QPSK	RB1#0	22.42	1.5	23.92	0.247	2.00	Pass
			RB1#38	22.38	1.5	23.88	0.244	2.00	Pass
			RB1#74	22.34	1.5	23.84	0.242	2.00	Pass
			RB36#0	21.53	1.5	23.03	0.201	2.00	Pass
			RB36#19	21.57	1.5	23.07	0.203	2.00	Pass
			RB36#39	21.46	1.5	22.96	0.198	2.00	Pass
			RB75#0	21.56	1.5	23.06	0.202	2.00	Pass
		16-QAM	RB1#0	21.9	1.5	23.40	0.219	2.00	Pass
			RB1#38	21.81	1.5	23.31	0.214	2.00	Pass
			RB1#74	21.73	1.5	23.23	0.210	2.00	Pass
			RB36#0	20.51	1.5	22.01	0.159	2.00	Pass
			RB36#19	20.54	1.5	22.04	0.160	2.00	Pass
			RB36#39	20.45	1.5	21.95	0.157	2.00	Pass
			RB75#0	20.5	1.5	22.00	0.158	2.00	Pass
20 MHz	LCH	QPSK	RB1#0	22.86	1.5	24.36	0.273	2.00	Pass
			RB1#50	22.84	1.5	24.34	0.272	2.00	Pass
			RB1#99	22.87	1.5	24.37	0.274	2.00	Pass
			RB50#0	21.86	1.5	23.36	0.217	2.00	Pass
			RB50#25	21.88	1.5	23.38	0.218	2.00	Pass
			RB50#50	21.89	1.5	23.39	0.218	2.00	Pass
			RB100#0	21.88	1.5	23.38	0.218	2.00	Pass
		16-QAM	RB1#0	22.41	1.5	23.91	0.246	2.00	Pass
			RB1#50	22.37	1.5	23.87	0.244	2.00	Pass
			RB1#99	22.35	1.5	23.85	0.243	2.00	Pass
			RB50#0	20.93	1.5	22.43	0.175	2.00	Pass
			RB50#25	20.98	1.5	22.48	0.177	2.00	Pass
			RB50#50	20.92	1.5	22.42	0.175	2.00	Pass
			RB100#0	20.93	1.5	22.43	0.175	2.00	Pass
	MCH	QPSK	RB1#0	22.9	1.5	24.40	0.275	2.00	Pass
			RB1#50	22.84	1.5	24.34	0.272	2.00	Pass
			RB1#99	22.75	1.5	24.25	0.266	2.00	Pass

Test BW	Test Channel	Test Mode	Test RB (Size#Offset)	Conducted Output AV Power (dBm)	Antenna Gain (dBi)	EIRP (dBm)	EIRP (W)	Limit (W)	Verdict
LTE BAND25									
			RB50#0	21.87	1.5	23.37	0.217	2.00	Pass
			RB50#25	21.89	1.5	23.39	0.218	2.00	Pass
			RB50#50	21.81	1.5	23.31	0.214	2.00	Pass
			RB100#0	21.86	1.5	23.36	0.217	2.00	Pass
		16-QAM	RB1#0	22.36	1.5	23.86	0.243	2.00	Pass
			RB1#50	22.29	1.5	23.79	0.239	2.00	Pass
			RB1#99	22.14	1.5	23.64	0.231	2.00	Pass
			RB50#0	20.86	1.5	22.36	0.172	2.00	Pass
			RB50#25	20.89	1.5	22.39	0.173	2.00	Pass
			RB50#50	20.88	1.5	22.38	0.173	2.00	Pass
			RB100#0	20.87	1.5	22.37	0.173	2.00	Pass
	HCH	QPSK	RB1#0	22.52	1.5	24.02	0.252	2.00	Pass
			RB1#50	22.58	1.5	24.08	0.256	2.00	Pass
			RB1#99	22.47	1.5	23.97	0.249	2.00	Pass
			RB50#0	21.59	1.5	23.09	0.204	2.00	Pass
			RB50#25	21.67	1.5	23.17	0.207	2.00	Pass
			RB50#50	21.67	1.5	23.17	0.207	2.00	Pass
			RB100#0	21.63	1.5	23.13	0.206	2.00	Pass
		16-QAM	RB1#0	21.94	1.5	23.44	0.221	2.00	Pass
			RB1#50	21.97	1.5	23.47	0.222	2.00	Pass
			RB1#99	21.86	1.5	23.36	0.217	2.00	Pass
			RB50#0	20.57	1.5	22.07	0.161	2.00	Pass
			RB50#25	20.67	1.5	22.17	0.165	2.00	Pass
			RB50#50	20.67	1.5	22.17	0.165	2.00	Pass
			RB100#0	20.65	1.5	22.15	0.164	2.00	Pass

Test BW	Test Channel	Test Mode	Test RB (Size#Offset)	Conducted Output AV Power (dBm)	Antenna Gain (dBi)	Antenna Gain (dBd)	ERP (dBm)	ERP (W)	Limit (W)	Verdict
LTE BAND26 (824-849MHz)										
1.4 MHz	LCH	QPSK	RB1#0	23.73	0.5	-1.65	22.08	0.161	7.00	Pass
			RB1#3	23.78	0.5	-1.65	22.13	0.163	7.00	Pass
			RB1#5	23.73	0.5	-1.65	22.08	0.161	7.00	Pass
			RB3#0	23.76	0.5	-1.65	22.11	0.163	7.00	Pass
			RB3#2	23.78	0.5	-1.65	22.13	0.163	7.00	Pass
			RB3#3	23.73	0.5	-1.65	22.08	0.161	7.00	Pass
			RB6#0	22.71	0.5	-1.65	21.06	0.128	7.00	Pass
		16-QAM	RB1#0	22.84	0.5	-1.65	21.19	0.132	7.00	Pass
			RB1#3	22.89	0.5	-1.65	21.24	0.133	7.00	Pass
			RB1#5	22.84	0.5	-1.65	21.19	0.132	7.00	Pass
			RB3#0	22.8	0.5	-1.65	21.15	0.130	7.00	Pass
			RB3#2	22.82	0.5	-1.65	21.17	0.131	7.00	Pass
			RB3#3	22.78	0.5	-1.65	21.13	0.130	7.00	Pass
			RB6#0	21.88	0.5	-1.65	20.23	0.105	7.00	Pass
	MCH	QPSK	RB1#0	23.65	0.5	-1.65	22.00	0.158	7.00	Pass
			RB1#3	23.6	0.5	-1.65	21.95	0.157	7.00	Pass
			RB1#5	23.53	0.5	-1.65	21.88	0.154	7.00	Pass
			RB3#0	23.55	0.5	-1.65	21.90	0.155	7.00	Pass
			RB3#2	23.55	0.5	-1.65	21.90	0.155	7.00	Pass
			RB3#3	23.49	0.5	-1.65	21.84	0.153	7.00	Pass
			RB6#0	22.77	0.5	-1.65	21.12	0.129	7.00	Pass
		16-QAM	RB1#0	22.96	0.5	-1.65	21.31	0.135	7.00	Pass
			RB1#3	22.93	0.5	-1.65	21.28	0.134	7.00	Pass
			RB1#5	22.89	0.5	-1.65	21.24	0.133	7.00	Pass
			RB3#0	22.76	0.5	-1.65	21.11	0.129	7.00	Pass
			RB3#2	22.75	0.5	-1.65	21.10	0.129	7.00	Pass
			RB3#3	22.69	0.5	-1.65	21.04	0.127	7.00	Pass
			RB6#0	21.64	0.5	-1.65	19.99	0.100	7.00	Pass
	HCH	QPSK	RB1#0	22.77	0.5	-1.65	21.12	0.129	7.00	Pass
			RB1#3	22.55	0.5	-1.65	20.90	0.123	7.00	Pass
			RB1#5	22.3	0.5	-1.65	20.65	0.116	7.00	Pass
			RB3#0	22.67	0.5	-1.65	21.02	0.126	7.00	Pass
			RB3#2	22.53	0.5	-1.65	20.88	0.122	7.00	Pass
			RB3#3	22.4	0.5	-1.65	20.75	0.119	7.00	Pass
			RB6#0	22.48	0.5	-1.65	20.83	0.121	7.00	Pass
		16-QAM	RB1#0	21.77	0.5	-1.65	20.12	0.103	7.00	Pass
			RB1#3	21.58	0.5	-1.65	19.93	0.098	7.00	Pass

Test BW	Test Channel	Test Mode	Test RB (Size#Offset)	Conducted Output AV Power (dBm)	Antenna Gain (dBi)	Antenna Gain (dBd)	ERP (dBm)	ERP (W)	Limit (W)	Verdict
LTE BAND26 (824-849MHz)										
			RB1#5	21.38	0.5	-1.65	19.73	0.094	7.00	Pass
			RB3#0	21.86	0.5	-1.65	20.21	0.105	7.00	Pass
			RB3#2	21.75	0.5	-1.65	20.10	0.102	7.00	Pass
			RB3#3	21.62	0.5	-1.65	19.97	0.099	7.00	Pass
			RB6#0	21.75	0.5	-1.65	20.10	0.102	7.00	Pass
3 MHz	LCH	QPSK	RB1#0	23.82	0.5	-1.65	22.17	0.165	7.00	Pass
			RB1#7	23.78	0.5	-1.65	22.13	0.163	7.00	Pass
			RB1#14	23.76	0.5	-1.65	22.11	0.163	7.00	Pass
			RB8#0	22.84	0.5	-1.65	21.19	0.132	7.00	Pass
			RB8#4	22.86	0.5	-1.65	21.21	0.132	7.00	Pass
			RB8#7	22.82	0.5	-1.65	21.17	0.131	7.00	Pass
			RB15#0	22.85	0.5	-1.65	21.20	0.132	7.00	Pass
		16-QAM	RB1#0	22.71	0.5	-1.65	21.06	0.128	7.00	Pass
			RB1#7	22.71	0.5	-1.65	21.06	0.128	7.00	Pass
			RB1#14	22.7	0.5	-1.65	21.05	0.127	7.00	Pass
			RB8#0	21.94	0.5	-1.65	20.29	0.107	7.00	Pass
			RB8#4	21.97	0.5	-1.65	20.32	0.108	7.00	Pass
			RB8#7	21.94	0.5	-1.65	20.29	0.107	7.00	Pass
			RB15#0	21.89	0.5	-1.65	20.24	0.106	7.00	Pass
	MCH	QPSK	RB1#0	23.68	0.5	-1.65	22.03	0.160	7.00	Pass
			RB1#7	23.61	0.5	-1.65	21.96	0.157	7.00	Pass
			RB1#14	23.66	0.5	-1.65	22.01	0.159	7.00	Pass
			RB8#0	22.74	0.5	-1.65	21.09	0.129	7.00	Pass
			RB8#4	22.82	0.5	-1.65	21.17	0.131	7.00	Pass
			RB8#7	22.79	0.5	-1.65	21.14	0.130	7.00	Pass
			RB15#0	22.72	0.5	-1.65	21.07	0.128	7.00	Pass
		16-QAM	RB1#0	23.06	0.5	-1.65	21.41	0.138	7.00	Pass
			RB1#7	22.96	0.5	-1.65	21.31	0.135	7.00	Pass
			RB1#14	23.02	0.5	-1.65	21.37	0.137	7.00	Pass
			RB8#0	21.8	0.5	-1.65	20.15	0.104	7.00	Pass
			RB8#4	21.91	0.5	-1.65	20.26	0.106	7.00	Pass
			RB8#7	21.88	0.5	-1.65	20.23	0.105	7.00	Pass
			RB15#0	21.74	0.5	-1.65	20.09	0.102	7.00	Pass
	HCH	QPSK	RB1#0	23.4	0.5	-1.65	21.75	0.150	7.00	Pass
			RB1#7	22.86	0.5	-1.65	21.21	0.132	7.00	Pass
			RB1#14	22.44	0.5	-1.65	20.79	0.120	7.00	Pass
			RB8#0	22.85	0.5	-1.65	21.20	0.132	7.00	Pass
			RB8#4	22.89	0.5	-1.65	21.24	0.133	7.00	Pass

Test BW	Test Channel	Test Mode	Test RB (Size#Offset)	Conducted Output AV Power (dBm)	Antenna Gain (dBi)	Antenna Gain (dBd)	ERP (dBm)	ERP (W)	Limit (W)	Verdict
LTE BAND26 (824-849MHz)										
			RB8#7	22.66	0.5	-1.65	21.01	0.126	7.00	Pass
			RB15#0	22.87	0.5	-1.65	21.22	0.132	7.00	Pass
		16-QAM	RB1#0	22.4	0.5	-1.65	20.75	0.119	7.00	Pass
			RB1#7	21.86	0.5	-1.65	20.21	0.105	7.00	Pass
			RB1#14	21.49	0.5	-1.65	19.84	0.096	7.00	Pass
			RB8#0	21.84	0.5	-1.65	20.19	0.104	7.00	Pass
			RB8#4	21.9	0.5	-1.65	20.25	0.106	7.00	Pass
			RB8#7	21.78	0.5	-1.65	20.13	0.103	7.00	Pass
			RB15#0	21.78	0.5	-1.65	20.13	0.103	7.00	Pass
5 MHz	LCH	QPSK	RB1#0	23.83	0.5	-1.65	22.18	0.165	7.00	Pass
			RB1#13	23.85	0.5	-1.65	22.20	0.166	7.00	Pass
			RB1#24	23.7	0.5	-1.65	22.05	0.160	7.00	Pass
			RB12#0	22.82	0.5	-1.65	21.17	0.131	7.00	Pass
			RB12#6	22.84	0.5	-1.65	21.19	0.132	7.00	Pass
			RB12#13	22.81	0.5	-1.65	21.16	0.131	7.00	Pass
			RB25#0	22.84	0.5	-1.65	21.19	0.132	7.00	Pass
		16-QAM	RB1#0	22.96	0.5	-1.65	21.31	0.135	7.00	Pass
			RB1#13	22.99	0.5	-1.65	21.34	0.136	7.00	Pass
			RB1#24	22.89	0.5	-1.65	21.24	0.133	7.00	Pass
			RB12#0	21.96	0.5	-1.65	20.31	0.107	7.00	Pass
			RB12#6	21.93	0.5	-1.65	20.28	0.107	7.00	Pass
			RB12#13	21.92	0.5	-1.65	20.27	0.106	7.00	Pass
			RB25#0	21.9	0.5	-1.65	20.25	0.106	7.00	Pass
	MCH	QPSK	RB1#0	23.7	0.5	-1.65	22.05	0.160	7.00	Pass
			RB1#13	23.71	0.5	-1.65	22.06	0.161	7.00	Pass
			RB1#24	23.77	0.5	-1.65	22.12	0.163	7.00	Pass
			RB12#0	22.73	0.5	-1.65	21.08	0.128	7.00	Pass
			RB12#6	22.84	0.5	-1.65	21.19	0.132	7.00	Pass
			RB12#13	22.82	0.5	-1.65	21.17	0.131	7.00	Pass
			RB25#0	22.74	0.5	-1.65	21.09	0.129	7.00	Pass
		16-QAM	RB1#0	23.2	0.5	-1.65	21.55	0.143	7.00	Pass
			RB1#13	23.18	0.5	-1.65	21.53	0.142	7.00	Pass
			RB1#24	23.24	0.5	-1.65	21.59	0.144	7.00	Pass
			RB12#0	21.87	0.5	-1.65	20.22	0.105	7.00	Pass
			RB12#6	22	0.5	-1.65	20.35	0.108	7.00	Pass
			RB12#13	21.93	0.5	-1.65	20.28	0.107	7.00	Pass
			RB25#0	21.83	0.5	-1.65	20.18	0.104	7.00	Pass
	HCH	QPSK	RB1#0	23.66	0.5	-1.65	22.01	0.159	7.00	Pass

Test BW	Test Channel	Test Mode	Test RB (Size#Offset)	Conducted Output AV Power (dBm)	Antenna Gain (dBi)	Antenna Gain (dBd)	ERP (dBm)	ERP (W)	Limit (W)	Verdict
LTE BAND26 (824-849MHz)										
			RB1#13	23.19	0.5	-1.65	21.54	0.143	7.00	Pass
			RB1#24	22.59	0.5	-1.65	20.94	0.124	7.00	Pass
			RB12#0	22.88	0.5	-1.65	21.23	0.133	7.00	Pass
			RB12#6	22.91	0.5	-1.65	21.26	0.134	7.00	Pass
			RB12#13	22.86	0.5	-1.65	21.21	0.132	7.00	Pass
			RB25#0	22.86	0.5	-1.65	21.21	0.132	7.00	Pass
		16-QAM	RB1#0	22.75	0.5	-1.65	21.10	0.129	7.00	Pass
			RB1#13	22.32	0.5	-1.65	20.67	0.117	7.00	Pass
			RB1#24	21.78	0.5	-1.65	20.13	0.103	7.00	Pass
			RB12#0	21.95	0.5	-1.65	20.30	0.107	7.00	Pass
			RB12#6	21.93	0.5	-1.65	20.28	0.107	7.00	Pass
			RB12#13	21.92	0.5	-1.65	20.27	0.106	7.00	Pass
			RB25#0	21.83	0.5	-1.65	20.18	0.104	7.00	Pass
10 MHz	MCH	QPSK	RB1#0	23.73	0.5	-1.65	22.08	0.161	7.00	Pass
			RB1#25	23.55	0.5	-1.65	21.90	0.155	7.00	Pass
			RB1#49	23.29	0.5	-1.65	21.64	0.146	7.00	Pass
			RB25#0	22.84	0.5	-1.65	21.19	0.132	7.00	Pass
			RB25#13	22.8	0.5	-1.65	21.15	0.130	7.00	Pass
			RB25#25	22.73	0.5	-1.65	21.08	0.128	7.00	Pass
			RB50#0	22.78	0.5	-1.65	21.13	0.130	7.00	Pass
		16-QAM	RB1#0	22.71	0.5	-1.65	21.06	0.128	7.00	Pass
			RB1#25	22.48	0.5	-1.65	20.83	0.121	7.00	Pass
			RB1#49	22.23	0.5	-1.65	20.58	0.114	7.00	Pass
			RB25#0	21.85	0.5	-1.65	20.20	0.105	7.00	Pass
			RB25#13	21.83	0.5	-1.65	20.18	0.104	7.00	Pass
			RB25#25	21.76	0.5	-1.65	20.11	0.103	7.00	Pass
			RB50#0	21.8	0.5	-1.65	20.15	0.104	7.00	Pass
	MCH	QPSK	RB1#0	23.63	0.5	-1.65	21.98	0.158	7.00	Pass
			RB1#25	23.54	0.5	-1.65	21.89	0.155	7.00	Pass
			RB1#49	23	0.5	-1.65	21.35	0.136	7.00	Pass
			RB25#0	22.7	0.5	-1.65	21.05	0.127	7.00	Pass
			RB25#13	22.75	0.5	-1.65	21.10	0.129	7.00	Pass
			RB25#25	22.79	0.5	-1.65	21.14	0.130	7.00	Pass
			RB50#0	22.72	0.5	-1.65	21.07	0.128	7.00	Pass
		16-QAM	RB1#0	22.93	0.5	-1.65	21.28	0.134	7.00	Pass
			RB1#25	22.88	0.5	-1.65	21.23	0.133	7.00	Pass
			RB1#49	22.35	0.5	-1.65	20.70	0.117	7.00	Pass
			RB25#0	21.78	0.5	-1.65	20.13	0.103	7.00	Pass

Test BW	Test Channel	Test Mode	Test RB (Size#Offset)	Conducted Output AV Power (dBm)	Antenna Gain (dBi)	Antenna Gain (dBd)	ERP (dBm)	ERP (W)	Limit (W)	Verdict
LTE BAND26 (824-849MHz)										
			RB25#13	21.79	0.5	-1.65	20.14	0.103	7.00	Pass
			RB25#25	21.84	0.5	-1.65	20.19	0.104	7.00	Pass
			RB50#0	21.77	0.5	-1.65	20.12	0.103	7.00	Pass
	HCH	QPSK	RB1#0	23.45	0.5	-1.65	21.80	0.151	7.00	Pass
			RB1#25	23.21	0.5	-1.65	21.56	0.143	7.00	Pass
			RB1#49	22.19	0.5	-1.65	20.54	0.113	7.00	Pass
			RB25#0	22.82	0.5	-1.65	21.17	0.131	7.00	Pass
			RB25#13	22.75	0.5	-1.65	21.10	0.129	7.00	Pass
			RB25#25	22.81	0.5	-1.65	21.16	0.131	7.00	Pass
			RB50#0	22.73	0.5	-1.65	21.08	0.128	7.00	Pass
		16-QAM	RB1#0	22.43	0.5	-1.65	20.78	0.120	7.00	Pass
			RB1#25	22.21	0.5	-1.65	20.56	0.114	7.00	Pass
			RB1#49	21.21	0.5	-1.65	19.56	0.090	7.00	Pass
			RB25#0	21.91	0.5	-1.65	20.26	0.106	7.00	Pass
			RB25#13	21.86	0.5	-1.65	20.21	0.105	7.00	Pass
			RB25#25	21.92	0.5	-1.65	20.27	0.106	7.00	Pass
			RB50#0	21.79	0.5	-1.65	20.14	0.103	7.00	Pass
15 MHz	LCH	QPSK	RB1#0	23.69	0.5	-1.65	22.04	0.160	7.00	Pass
			RB1#38	23.53	0.5	-1.65	21.88	0.154	7.00	Pass
			RB1#74	22.91	0.5	-1.65	21.26	0.134	7.00	Pass
			RB36#0	22.78	0.5	-1.65	21.13	0.130	7.00	Pass
			RB36#19	22.79	0.5	-1.65	21.14	0.130	7.00	Pass
			RB36#39	22.73	0.5	-1.65	21.08	0.128	7.00	Pass
			RB75#0	22.77	0.5	-1.65	21.12	0.129	7.00	Pass
		16-QAM	RB1#0	22.56	0.5	-1.65	20.91	0.123	7.00	Pass
			RB1#38	22.43	0.5	-1.65	20.78	0.120	7.00	Pass
			RB1#74	21.82	0.5	-1.65	20.17	0.104	7.00	Pass
			RB36#0	21.77	0.5	-1.65	20.12	0.103	7.00	Pass
			RB36#19	21.78	0.5	-1.65	20.13	0.103	7.00	Pass
			RB36#39	21.74	0.5	-1.65	20.09	0.102	7.00	Pass
			RB75#0	21.8	0.5	-1.65	20.15	0.104	7.00	Pass
	MCH	QPSK	RB1#0	23.31	0.5	-1.65	21.66	0.147	7.00	Pass
			RB1#38	23.45	0.5	-1.65	21.80	0.151	7.00	Pass
			RB1#74	22.54	0.5	-1.65	20.89	0.123	7.00	Pass
			RB36#0	22.72	0.5	-1.65	21.07	0.128	7.00	Pass
			RB36#19	22.76	0.5	-1.65	21.11	0.129	7.00	Pass
			RB36#39	22.83	0.5	-1.65	21.18	0.131	7.00	Pass
			RB75#0	22.77	0.5	-1.65	21.12	0.129	7.00	Pass

Test BW	Test Channel	Test Mode	Test RB (Size#Offset)	Conducted Output AV Power (dBm)	Antenna Gain (dBi)	Antenna Gain (dBd)	ERP (dBm)	ERP (W)	Limit (W)	Verdict
LTE BAND26 (824-849MHz)										
		16-QAM	RB1#0	22.61	0.5	-1.65	20.96	0.125	7.00	Pass
			RB1#38	22.79	0.5	-1.65	21.14	0.130	7.00	Pass
			RB1#74	21.89	0.5	-1.65	20.24	0.106	7.00	Pass
			RB36#0	21.77	0.5	-1.65	20.12	0.103	7.00	Pass
			RB36#19	21.78	0.5	-1.65	20.13	0.103	7.00	Pass
			RB36#39	21.84	0.5	-1.65	20.19	0.104	7.00	Pass
			RB75#0	21.74	0.5	-1.65	20.09	0.102	7.00	Pass
	HCH	QPSK	RB1#0	23.35	0.5	-1.65	21.70	0.148	7.00	Pass
			RB1#38	23.15	0.5	-1.65	21.50	0.141	7.00	Pass
			RB1#74	21.94	0.5	-1.65	20.29	0.107	7.00	Pass
			RB36#0	22.7	0.5	-1.65	21.05	0.127	7.00	Pass
			RB36#19	22.83	0.5	-1.65	21.18	0.131	7.00	Pass
			RB36#39	22.78	0.5	-1.65	21.13	0.130	7.00	Pass
			RB75#0	22.86	0.5	-1.65	21.21	0.132	7.00	Pass
		16-QAM	RB1#0	22.71	0.5	-1.65	21.06	0.128	7.00	Pass
			RB1#38	22.54	0.5	-1.65	20.89	0.123	7.00	Pass
			RB1#74	21.35	0.5	-1.65	19.70	0.093	7.00	Pass
			RB36#0	21.68	0.5	-1.65	20.03	0.101	7.00	Pass
			RB36#19	21.83	0.5	-1.65	20.18	0.104	7.00	Pass
			RB36#39	21.71	0.5	-1.65	20.06	0.101	7.00	Pass
			RB75#0	21.84	0.5	-1.65	20.19	0.104	7.00	Pass

Test BW	Test Channel	Test Mode	Test RB (Size#Offset)	Conducted Output AV Power (dBm)	Antenna Gain (dBi)	Antenna Gain (dBd)	ERP (dBm)	ERP (W)	Limit (W)	Verdict
LTE BAND26 (814-824MHz)										
1.4 MHz	LCH	QPSK	RB1#0	23.26	0.5	-1.65	21.61	0.145	100	Pass
			RB1#3	23.2	0.5	-1.65	21.55	0.143	100	Pass
			RB1#5	23.12	0.5	-1.65	21.47	0.140	100	Pass
			RB3#0	23.17	0.5	-1.65	21.52	0.142	100	Pass
			RB3#2	23.17	0.5	-1.65	21.52	0.142	100	Pass
			RB3#3	23.09	0.5	-1.65	21.44	0.139	100	Pass
			RB6#0	22.82	0.5	-1.65	21.17	0.131	100	Pass
		16-QAM	RB1#0	22.3	0.5	-1.65	20.65	0.116	100	Pass
			RB1#3	22.3	0.5	-1.65	20.65	0.116	100	Pass
			RB1#5	22.23	0.5	-1.65	20.58	0.114	100	Pass
			RB3#0	22.23	0.5	-1.65	20.58	0.114	100	Pass
			RB3#2	22.23	0.5	-1.65	20.58	0.114	100	Pass
			RB3#3	22.19	0.5	-1.65	20.54	0.113	100	Pass
			RB6#0	22	0.5	-1.65	20.35	0.108	100	Pass
	MCH	QPSK	RB1#0	23.33	0.5	-1.65	21.68	0.147	100	Pass
			RB1#3	23.37	0.5	-1.65	21.72	0.149	100	Pass
			RB1#5	23.34	0.5	-1.65	21.69	0.148	100	Pass
			RB3#0	23.26	0.5	-1.65	21.61	0.145	100	Pass
			RB3#2	23.32	0.5	-1.65	21.67	0.147	100	Pass
			RB3#3	23.28	0.5	-1.65	21.63	0.146	100	Pass
			RB6#0	22.81	0.5	-1.65	21.16	0.131	100	Pass
		16-QAM	RB1#0	22.63	0.5	-1.65	20.98	0.125	100	Pass
			RB1#3	22.7	0.5	-1.65	21.05	0.127	100	Pass
			RB1#5	22.69	0.5	-1.65	21.04	0.127	100	Pass
			RB3#0	22.46	0.5	-1.65	20.81	0.121	100	Pass
			RB3#2	22.51	0.5	-1.65	20.86	0.122	100	Pass
			RB3#3	22.47	0.5	-1.65	20.82	0.121	100	Pass
			RB6#0	21.73	0.5	-1.65	20.08	0.102	100	Pass
	HCH	QPSK	RB1#0	23.62	0.5	-1.65	21.97	0.157	100	Pass
			RB1#3	23.69	0.5	-1.65	22.04	0.160	100	Pass
			RB1#5	23.68	0.5	-1.65	22.03	0.160	100	Pass
			RB3#0	23.69	0.5	-1.65	22.04	0.160	100	Pass
			RB3#2	23.73	0.5	-1.65	22.08	0.161	100	Pass
			RB3#3	23.69	0.5	-1.65	22.04	0.160	100	Pass
			RB6#0	22.76	0.5	-1.65	21.11	0.129	100	Pass
		16-QAM	RB1#0	22.65	0.5	-1.65	21.00	0.126	100	Pass
			RB1#3	22.7	0.5	-1.65	21.05	0.127	100	Pass

Test BW	Test Channel	Test Mode	Test RB (Size#Offset)	Conducted Output AV Power (dBm)	Antenna Gain (dBi)	Antenna Gain (dBd)	ERP (dBm)	ERP (W)	Limit (W)	Verdict
LTE BAND26 (814-824MHz)										
			RB1#5	22.75	0.5	-1.65	21.10	0.129	100	Pass
			RB3#0	22.85	0.5	-1.65	21.20	0.132	100	Pass
			RB3#2	22.91	0.5	-1.65	21.26	0.134	100	Pass
			RB3#3	22.85	0.5	-1.65	21.20	0.132	100	Pass
			RB6#0	21.91	0.5	-1.65	20.26	0.106	100	Pass
3 MHz	LCH	QPSK	RB1#0	23.42	0.5	-1.65	21.77	0.150	100	Pass
			RB1#7	23.12	0.5	-1.65	21.47	0.140	100	Pass
			RB1#14	23.16	0.5	-1.65	21.51	0.142	100	Pass
			RB8#0	22.96	0.5	-1.65	21.31	0.135	100	Pass
			RB8#4	22.98	0.5	-1.65	21.33	0.136	100	Pass
			RB8#7	22.94	0.5	-1.65	21.29	0.135	100	Pass
			RB15#0	22.93	0.5	-1.65	21.28	0.134	100	Pass
		16-QAM	RB1#0	22.28	0.5	-1.65	20.63	0.116	100	Pass
			RB1#7	22.05	0.5	-1.65	20.40	0.110	100	Pass
			RB1#14	22.1	0.5	-1.65	20.45	0.111	100	Pass
			RB8#0	22.06	0.5	-1.65	20.41	0.110	100	Pass
			RB8#4	22.09	0.5	-1.65	20.44	0.111	100	Pass
			RB8#7	22	0.5	-1.65	20.35	0.108	100	Pass
			RB15#0	21.96	0.5	-1.65	20.31	0.107	100	Pass
	MCH	QPSK	RB1#0	23.39	0.5	-1.65	21.74	0.149	100	Pass
			RB1#7	23.33	0.5	-1.65	21.68	0.147	100	Pass
			RB1#14	23.52	0.5	-1.65	21.87	0.154	100	Pass
			RB8#0	22.93	0.5	-1.65	21.28	0.134	100	Pass
			RB8#4	22.96	0.5	-1.65	21.31	0.135	100	Pass
			RB8#7	22.9	0.5	-1.65	21.25	0.133	100	Pass
			RB15#0	22.87	0.5	-1.65	21.22	0.132	100	Pass
		16-QAM	RB1#0	22.7	0.5	-1.65	21.05	0.127	100	Pass
			RB1#7	22.68	0.5	-1.65	21.03	0.127	100	Pass
			RB1#14	22.88	0.5	-1.65	21.23	0.133	100	Pass
			RB8#0	22.01	0.5	-1.65	20.36	0.109	100	Pass
			RB8#4	21.99	0.5	-1.65	20.34	0.108	100	Pass
			RB8#7	21.94	0.5	-1.65	20.29	0.107	100	Pass
			RB15#0	21.93	0.5	-1.65	20.28	0.107	100	Pass
	HCH	QPSK	RB1#0	23.72	0.5	-1.65	22.07	0.161	100	Pass
			RB1#7	23.66	0.5	-1.65	22.01	0.159	100	Pass
			RB1#14	23.78	0.5	-1.65	22.13	0.163	100	Pass
			RB8#0	22.77	0.5	-1.65	21.12	0.129	100	Pass
			RB8#4	22.78	0.5	-1.65	21.13	0.130	100	Pass

Test BW	Test Channel	Test Mode	Test RB (Size#Offset)	Conducted Output AV Power (dBm)	Antenna Gain (dBi)	Antenna Gain (dBd)	ERP (dBm)	ERP (W)	Limit (W)	Verdict
LTE BAND26 (814-824MHz)										
			RB8#7	22.85	0.5	-1.65	21.20	0.132	100	Pass
			RB15#0	22.83	0.5	-1.65	21.18	0.131	100	Pass
		16-QAM	RB1#0	22.75	0.5	-1.65	21.10	0.129	100	Pass
			RB1#7	22.68	0.5	-1.65	21.03	0.127	100	Pass
			RB1#14	22.83	0.5	-1.65	21.18	0.131	100	Pass
			RB8#0	21.78	0.5	-1.65	20.13	0.103	100	Pass
			RB8#4	21.82	0.5	-1.65	20.17	0.104	100	Pass
			RB8#7	21.85	0.5	-1.65	20.20	0.105	100	Pass
			RB15#0	21.84	0.5	-1.65	20.19	0.104	100	Pass
5 MHz	LCH	QPSK	RB1#0	23.6	0.5	-1.65	21.95	0.157	100	Pass
			RB1#13	23.24	0.5	-1.65	21.59	0.144	100	Pass
			RB1#24	23.44	0.5	-1.65	21.79	0.151	100	Pass
			RB12#0	22.95	0.5	-1.65	21.30	0.135	100	Pass
			RB12#6	22.99	0.5	-1.65	21.34	0.136	100	Pass
			RB12#13	22.88	0.5	-1.65	21.23	0.133	100	Pass
			RB25#0	22.96	0.5	-1.65	21.31	0.135	100	Pass
		16-QAM	RB1#0	22.7	0.5	-1.65	21.05	0.127	100	Pass
			RB1#13	22.36	0.5	-1.65	20.71	0.118	100	Pass
			RB1#24	22.62	0.5	-1.65	20.97	0.125	100	Pass
			RB12#0	22.05	0.5	-1.65	20.40	0.110	100	Pass
			RB12#6	22.08	0.5	-1.65	20.43	0.110	100	Pass
			RB12#13	22	0.5	-1.65	20.35	0.108	100	Pass
			RB25#0	22.02	0.5	-1.65	20.37	0.109	100	Pass
	MCH	QPSK	RB1#0	23.51	0.5	-1.65	21.86	0.153	100	Pass
			RB1#13	23.41	0.5	-1.65	21.76	0.150	100	Pass
			RB1#24	23.7	0.5	-1.65	22.05	0.160	100	Pass
			RB12#0	22.91	0.5	-1.65	21.26	0.134	100	Pass
			RB12#6	22.94	0.5	-1.65	21.29	0.135	100	Pass
			RB12#13	22.88	0.5	-1.65	21.23	0.133	100	Pass
			RB25#0	22.91	0.5	-1.65	21.26	0.134	100	Pass
		16-QAM	RB1#0	22.93	0.5	-1.65	21.28	0.134	100	Pass
			RB1#13	22.86	0.5	-1.65	21.21	0.132	100	Pass
			RB1#24	23.17	0.5	-1.65	21.52	0.142	100	Pass
			RB12#0	22.09	0.5	-1.65	20.44	0.111	100	Pass
			RB12#6	22.05	0.5	-1.65	20.40	0.110	100	Pass
			RB12#13	22.03	0.5	-1.65	20.38	0.109	100	Pass
			RB25#0	22.01	0.5	-1.65	20.36	0.109	100	Pass
	HCH	QPSK	RB1#0	23.7	0.5	-1.65	22.05	0.160	100	Pass

Test BW	Test Channel	Test Mode	Test RB (Size#Offset)	Conducted Output AV Power (dBm)	Antenna Gain (dBi)	Antenna Gain (dBd)	ERP (dBm)	ERP (W)	Limit (W)	Verdict
LTE BAND26 (814-824MHz)										
			RB1#13	23.62	0.5	-1.65	21.97	0.157	100	Pass
			RB1#24	23.69	0.5	-1.65	22.04	0.160	100	Pass
			RB12#0	22.84	0.5	-1.65	21.19	0.132	100	Pass
			RB12#6	22.79	0.5	-1.65	21.14	0.130	100	Pass
			RB12#13	22.78	0.5	-1.65	21.13	0.130	100	Pass
			RB25#0	22.81	0.5	-1.65	21.16	0.131	100	Pass
		16-QAM	RB1#0	22.81	0.5	-1.65	21.16	0.131	100	Pass
			RB1#13	22.76	0.5	-1.65	21.11	0.129	100	Pass
			RB1#24	22.85	0.5	-1.65	21.20	0.132	100	Pass
			RB12#0	21.85	0.5	-1.65	20.20	0.105	100	Pass
			RB12#6	21.87	0.5	-1.65	20.22	0.105	100	Pass
			RB12#13	21.84	0.5	-1.65	20.19	0.104	100	Pass
			RB25#0	21.73	0.5	-1.65	20.08	0.102	100	Pass
10 MHz	MCH	QPSK	RB1#0	23.23	0.5	-1.65	21.58	0.144	100	Pass
			RB1#25	23.29	0.5	-1.65	21.64	0.146	100	Pass
			RB1#49	23.41	0.5	-1.65	21.76	0.150	100	Pass
			RB25#0	22.93	0.5	-1.65	21.28	0.134	100	Pass
			RB25#13	22.96	0.5	-1.65	21.31	0.135	100	Pass
			RB25#25	22.91	0.5	-1.65	21.26	0.134	100	Pass
			RB50#0	22.9	0.5	-1.65	21.25	0.133	100	Pass
		16-QAM	RB1#0	22.12	0.5	-1.65	20.47	0.111	100	Pass
			RB1#25	22.22	0.5	-1.65	20.57	0.114	100	Pass
			RB1#49	22.34	0.5	-1.65	20.69	0.117	100	Pass
			RB25#0	21.94	0.5	-1.65	20.29	0.107	100	Pass
			RB25#13	21.99	0.5	-1.65	20.34	0.108	100	Pass
			RB25#25	21.89	0.5	-1.65	20.24	0.106	100	Pass
			RB50#0	21.92	0.5	-1.65	20.27	0.106	100	Pass

Test BW	Test Channel	Test Mode	Test RB (Size#Offset)	Conducted Output AV Power (dBm)	Antenna Gain (dBi)	EIRP (dBm)	EIRP (W)	Limit (W)	Verdict
LTE BAND30									
5 MHz	LCH	QPSK	RB1#0	22.48	1	23.48	0.223	0.250	Pass
			RB1#13	22.5	1	23.50	0.224	0.250	Pass
			RB1#24	22.47	1	23.47	0.222	0.250	Pass
			RB12#0	21.52	1	22.52	0.179	0.250	Pass
			RB12#6	21.48	1	22.48	0.177	0.250	Pass
			RB12#13	21.47	1	22.47	0.177	0.250	Pass
			RB25#0	21.44	1	22.44	0.175	0.250	Pass
		16-QAM	RB1#0	21.64	1	22.64	0.184	0.250	Pass
			RB1#13	21.67	1	22.67	0.185	0.250	Pass
			RB1#24	21.65	1	22.65	0.184	0.250	Pass
			RB12#0	20.6	1	21.60	0.145	0.250	Pass
			RB12#6	20.57	1	21.57	0.144	0.250	Pass
			RB12#13	20.56	1	21.56	0.143	0.250	Pass
			RB25#0	20.49	1	21.49	0.141	0.250	Pass
	MCH	QPSK	RB1#0	22.51	1	23.51	0.224	0.250	Pass
			RB1#13	22.59	1	23.59	0.229	0.250	Pass
			RB1#24	22.61	1	23.61	0.230	0.250	Pass
			RB12#0	21.51	1	22.51	0.178	0.250	Pass
			RB12#6	21.58	1	22.58	0.181	0.250	Pass
			RB12#13	21.58	1	22.58	0.181	0.250	Pass
			RB25#0	21.58	1	22.58	0.181	0.250	Pass
		16-QAM	RB1#0	21.93	1	22.93	0.196	0.250	Pass
			RB1#13	22.05	1	23.05	0.202	0.250	Pass
			RB1#24	22.01	1	23.01	0.200	0.250	Pass
			RB12#0	20.64	1	21.64	0.146	0.250	Pass
			RB12#6	20.64	1	21.64	0.146	0.250	Pass
			RB12#13	20.72	1	21.72	0.149	0.250	Pass
			RB25#0	20.57	1	21.57	0.144	0.250	Pass
	HCH	QPSK	RB1#0	22.54	1	23.54	0.226	0.250	Pass
			RB1#13	22.63	1	23.63	0.231	0.250	Pass
			RB1#24	22.66	1	23.66	0.232	0.250	Pass
			RB12#0	21.57	1	22.57	0.181	0.250	Pass
			RB12#6	21.62	1	22.62	0.183	0.250	Pass
			RB12#13	21.61	1	22.61	0.182	0.250	Pass
			RB25#0	21.6	1	22.60	0.182	0.250	Pass
		16-QAM	RB1#0	21.62	1	22.62	0.183	0.250	Pass
			RB1#13	21.72	1	22.72	0.187	0.250	Pass

Test BW	Test Channel	Test Mode	Test RB (Size#Offset)	Conducted Output AV Power (dBm)	Antenna Gain (dBi)	EIRP (dBm)	EIRP (W)	Limit (W)	Verdict
LTE BAND30									
			RB1#24	21.71	1	22.71	0.187	0.250	Pass
			RB12#0	20.6	1	21.60	0.145	0.250	Pass
			RB12#6	20.67	1	21.67	0.147	0.250	Pass
			RB12#13	20.64	1	21.64	0.146	0.250	Pass
			RB25#0	20.54	1	21.54	0.143	0.250	Pass
10 MHz	MCH	QPSK	RB1#0	22.6	1	23.60	0.229	0.250	Pass
			RB1#25	22.57	1	23.57	0.228	0.250	Pass
			RB1#49	22.65	1	23.65	0.232	0.250	Pass
			RB25#0	21.52	1	22.52	0.179	0.250	Pass
			RB25#13	21.63	1	22.63	0.183	0.250	Pass
			RB25#25	21.62	1	22.62	0.183	0.250	Pass
			RB50#0	21.56	1	22.56	0.180	0.250	Pass
		16-QAM	RB1#0	21.47	1	22.47	0.177	0.250	Pass
			RB1#25	21.41	1	22.41	0.174	0.250	Pass
			RB1#49	21.52	1	22.52	0.179	0.250	Pass
			RB25#0	20.5	1	21.50	0.141	0.250	Pass
			RB25#13	20.62	1	21.62	0.145	0.250	Pass
			RB25#25	20.63	1	21.63	0.146	0.250	Pass
			RB50#0	20.54	1	21.54	0.143	0.250	Pass

Test BW	Test Channel	Test Mode	Test RB (Size#Offset)	Conducted Output AV Power (dBm)	Antenna Gain (dBi)	EIRP (dBm)	EIRP (W)	Limit (W)	Verdict
LTE BAND66									
1.4 MHz	LCH	QPSK	RB1#0	22.51	1.5	24.01	0.252	1.00	Pass
			RB1#3	22.55	1.5	24.05	0.254	1.00	Pass
			RB1#5	22.52	1.5	24.02	0.252	1.00	Pass
			RB3#0	22.55	1.5	24.05	0.254	1.00	Pass
			RB3#2	22.59	1.5	24.09	0.256	1.00	Pass
			RB3#3	22.53	1.5	24.03	0.253	1.00	Pass
			RB6#0	21.49	1.5	22.99	0.199	1.00	Pass
		16-QAM	RB1#0	21.66	1.5	23.16	0.207	1.00	Pass
			RB1#3	21.72	1.5	23.22	0.210	1.00	Pass
			RB1#5	21.65	1.5	23.15	0.207	1.00	Pass
			RB3#0	21.63	1.5	23.13	0.206	1.00	Pass
			RB3#2	21.67	1.5	23.17	0.207	1.00	Pass
			RB3#3	21.64	1.5	23.14	0.206	1.00	Pass
			RB6#0	20.66	1.5	22.16	0.164	1.00	Pass
	MCH	QPSK	RB1#0	22.39	1.5	23.89	0.245	1.00	Pass
			RB1#3	22.44	1.5	23.94	0.248	1.00	Pass
			RB1#5	22.41	1.5	23.91	0.246	1.00	Pass
			RB3#0	22.39	1.5	23.89	0.245	1.00	Pass
			RB3#2	22.5	1.5	24.00	0.251	1.00	Pass
			RB3#3	22.42	1.5	23.92	0.247	1.00	Pass
			RB6#0	21.39	1.5	22.89	0.195	1.00	Pass
		16-QAM	RB1#0	21.77	1.5	23.27	0.212	1.00	Pass
			RB1#3	21.83	1.5	23.33	0.215	1.00	Pass
			RB1#5	21.78	1.5	23.28	0.213	1.00	Pass
			RB3#0	21.64	1.5	23.14	0.206	1.00	Pass
			RB3#2	21.7	1.5	23.20	0.209	1.00	Pass
			RB3#3	21.61	1.5	23.11	0.205	1.00	Pass
			RB6#0	20.33	1.5	21.83	0.152	1.00	Pass
	HCH	QPSK	RB1#0	22.36	1.5	23.86	0.243	1.00	Pass
			RB1#3	22.46	1.5	23.96	0.249	1.00	Pass
			RB1#5	22.42	1.5	23.92	0.247	1.00	Pass
			RB3#0	22.47	1.5	23.97	0.249	1.00	Pass
			RB3#2	22.51	1.5	24.01	0.252	1.00	Pass
			RB3#3	22.46	1.5	23.96	0.249	1.00	Pass
			RB6#0	21.41	1.5	22.91	0.195	1.00	Pass
		16-QAM	RB1#0	21.4	1.5	22.90	0.195	1.00	Pass
			RB1#3	21.5	1.5	23.00	0.200	1.00	Pass

Test BW	Test Channel	Test Mode	Test RB (Size#Offset)	Conducted Output AV Power (dBm)	Antenna Gain (dBi)	EIRP (dBm)	EIRP (W)	Limit (W)	Verdict
LTE BAND66									
			RB1#5	21.43	1.5	22.93	0.196	1.00	Pass
			RB3#0	21.62	1.5	23.12	0.205	1.00	Pass
			RB3#2	21.71	1.5	23.21	0.209	1.00	Pass
			RB3#3	21.65	1.5	23.15	0.207	1.00	Pass
			RB6#0	20.63	1.5	22.13	0.163	1.00	Pass
3 MHz	LCH	QPSK	RB1#0	22.53	1.5	24.03	0.253	1.00	Pass
			RB1#7	22.56	1.5	24.06	0.255	1.00	Pass
			RB1#14	22.54	1.5	24.04	0.254	1.00	Pass
			RB8#0	21.59	1.5	23.09	0.204	1.00	Pass
			RB8#4	21.64	1.5	23.14	0.206	1.00	Pass
			RB8#7	21.59	1.5	23.09	0.204	1.00	Pass
			RB15#0	21.63	1.5	23.13	0.206	1.00	Pass
		16-QAM	RB1#0	21.5	1.5	23.00	0.200	1.00	Pass
			RB1#7	21.54	1.5	23.04	0.201	1.00	Pass
			RB1#14	21.47	1.5	22.97	0.198	1.00	Pass
			RB8#0	20.7	1.5	22.20	0.166	1.00	Pass
			RB8#4	20.73	1.5	22.23	0.167	1.00	Pass
			RB8#7	20.71	1.5	22.21	0.166	1.00	Pass
			RB15#0	20.66	1.5	22.16	0.164	1.00	Pass
	MCH	QPSK	RB1#0	22.45	1.5	23.95	0.248	1.00	Pass
			RB1#7	22.43	1.5	23.93	0.247	1.00	Pass
			RB1#14	22.45	1.5	23.95	0.248	1.00	Pass
			RB8#0	21.44	1.5	22.94	0.197	1.00	Pass
			RB8#4	21.48	1.5	22.98	0.199	1.00	Pass
			RB8#7	21.46	1.5	22.96	0.198	1.00	Pass
			RB15#0	21.46	1.5	22.96	0.198	1.00	Pass
		16-QAM	RB1#0	21.82	1.5	23.32	0.215	1.00	Pass
			RB1#7	21.82	1.5	23.32	0.215	1.00	Pass
			RB1#14	21.82	1.5	23.32	0.215	1.00	Pass
			RB8#0	20.57	1.5	22.07	0.161	1.00	Pass
			RB8#4	20.61	1.5	22.11	0.163	1.00	Pass
			RB8#7	20.53	1.5	22.03	0.160	1.00	Pass
			RB15#0	20.48	1.5	21.98	0.158	1.00	Pass
	HCH	QPSK	RB1#0	22.46	1.5	23.96	0.249	1.00	Pass
			RB1#7	22.47	1.5	23.97	0.249	1.00	Pass
			RB1#14	22.42	1.5	23.92	0.247	1.00	Pass
			RB8#0	21.45	1.5	22.95	0.197	1.00	Pass
			RB8#4	21.53	1.5	23.03	0.201	1.00	Pass

Test BW	Test Channel	Test Mode	Test RB (Size#Offset)	Conducted Output AV Power (dBm)	Antenna Gain (dBi)	EIRP (dBm)	EIRP (W)	Limit (W)	Verdict
LTE BAND66									
			RB8#7	21.48	1.5	22.98	0.199	1.00	Pass
			RB15#0	21.51	1.5	23.01	0.200	1.00	Pass
		16-QAM	RB1#0	21.49	1.5	22.99	0.199	1.00	Pass
			RB1#7	21.49	1.5	22.99	0.199	1.00	Pass
			RB1#14	21.53	1.5	23.03	0.201	1.00	Pass
			RB8#0	20.53	1.5	22.03	0.160	1.00	Pass
			RB8#4	20.57	1.5	22.07	0.161	1.00	Pass
			RB8#7	20.53	1.5	22.03	0.160	1.00	Pass
			RB15#0	20.49	1.5	21.99	0.158	1.00	Pass
5 MHz	LCH	QPSK	RB1#0	22.57	1.5	24.07	0.255	1.00	Pass
			RB1#13	22.66	1.5	24.16	0.261	1.00	Pass
			RB1#24	22.57	1.5	24.07	0.255	1.00	Pass
			RB12#0	21.56	1.5	23.06	0.202	1.00	Pass
			RB12#6	21.59	1.5	23.09	0.204	1.00	Pass
			RB12#13	21.61	1.5	23.11	0.205	1.00	Pass
			RB25#0	21.63	1.5	23.13	0.206	1.00	Pass
		16-QAM	RB1#0	21.79	1.5	23.29	0.213	1.00	Pass
			RB1#13	21.86	1.5	23.36	0.217	1.00	Pass
			RB1#24	21.76	1.5	23.26	0.212	1.00	Pass
			RB12#0	20.72	1.5	22.22	0.167	1.00	Pass
			RB12#6	20.72	1.5	22.22	0.167	1.00	Pass
			RB12#13	20.71	1.5	22.21	0.166	1.00	Pass
			RB25#0	20.66	1.5	22.16	0.164	1.00	Pass
	MCH	QPSK	RB1#0	22.47	1.5	23.97	0.249	1.00	Pass
			RB1#13	22.56	1.5	24.06	0.255	1.00	Pass
			RB1#24	22.45	1.5	23.95	0.248	1.00	Pass
			RB12#0	21.44	1.5	22.94	0.197	1.00	Pass
			RB12#6	21.48	1.5	22.98	0.199	1.00	Pass
			RB12#13	21.45	1.5	22.95	0.197	1.00	Pass
			RB25#0	21.44	1.5	22.94	0.197	1.00	Pass
		16-QAM	RB1#0	21.93	1.5	23.43	0.220	1.00	Pass
			RB1#13	22.07	1.5	23.57	0.228	1.00	Pass
			RB1#24	21.97	1.5	23.47	0.222	1.00	Pass
			RB12#0	20.64	1.5	22.14	0.164	1.00	Pass
			RB12#6	20.64	1.5	22.14	0.164	1.00	Pass
			RB12#13	20.6	1.5	22.10	0.162	1.00	Pass
			RB25#0	20.57	1.5	22.07	0.161	1.00	Pass
	HCH	QPSK	RB1#0	22.46	1.5	23.96	0.249	1.00	Pass

Test BW	Test Channel	Test Mode	Test RB (Size#Offset)	Conducted Output AV Power (dBm)	Antenna Gain (dBi)	EIRP (dBm)	EIRP (W)	Limit (W)	Verdict
LTE BAND66									
			RB1#13	22.5	1.5	24.00	0.251	1.00	Pass
			RB1#24	22.46	1.5	23.96	0.249	1.00	Pass
			RB12#0	21.5	1.5	23.00	0.200	1.00	Pass
			RB12#6	21.53	1.5	23.03	0.201	1.00	Pass
			RB12#13	21.47	1.5	22.97	0.198	1.00	Pass
			RB25#0	21.5	1.5	23.00	0.200	1.00	Pass
		16-QAM	RB1#0	21.58	1.5	23.08	0.203	1.00	Pass
			RB1#13	21.69	1.5	23.19	0.208	1.00	Pass
			RB1#24	21.62	1.5	23.12	0.205	1.00	Pass
			RB12#0	20.57	1.5	22.07	0.161	1.00	Pass
			RB12#6	20.58	1.5	22.08	0.161	1.00	Pass
			RB12#13	20.54	1.5	22.04	0.160	1.00	Pass
			RB25#0	20.45	1.5	21.95	0.157	1.00	Pass
10 MHz	LCH	QPSK	RB1#0	22.6	1.5	24.10	0.257	1.00	Pass
			RB1#25	22.56	1.5	24.06	0.255	1.00	Pass
			RB1#49	22.56	1.5	24.06	0.255	1.00	Pass
			RB25#0	21.63	1.5	23.13	0.206	1.00	Pass
			RB25#13	21.66	1.5	23.16	0.207	1.00	Pass
			RB25#25	21.6	1.5	23.10	0.204	1.00	Pass
			RB50#0	21.66	1.5	23.16	0.207	1.00	Pass
		16-QAM	RB1#0	21.54	1.5	23.04	0.201	1.00	Pass
			RB1#25	21.53	1.5	23.03	0.201	1.00	Pass
			RB1#49	21.52	1.5	23.02	0.200	1.00	Pass
			RB25#0	20.65	1.5	22.15	0.164	1.00	Pass
			RB25#13	20.69	1.5	22.19	0.166	1.00	Pass
			RB25#25	20.65	1.5	22.15	0.164	1.00	Pass
			RB50#0	20.67	1.5	22.17	0.165	1.00	Pass
	MCH	QPSK	RB1#0	22.43	1.5	23.93	0.247	1.00	Pass
			RB1#25	22.47	1.5	23.97	0.249	1.00	Pass
			RB1#49	22.47	1.5	23.97	0.249	1.00	Pass
			RB25#0	21.44	1.5	22.94	0.197	1.00	Pass
			RB25#13	21.49	1.5	22.99	0.199	1.00	Pass
			RB25#25	21.49	1.5	22.99	0.199	1.00	Pass
			RB50#0	21.45	1.5	22.95	0.197	1.00	Pass
		16-QAM	RB1#0	21.8	1.5	23.30	0.214	1.00	Pass
			RB1#25	21.82	1.5	23.32	0.215	1.00	Pass
			RB1#49	21.79	1.5	23.29	0.213	1.00	Pass
			RB25#0	20.54	1.5	22.04	0.160	1.00	Pass

Test BW	Test Channel	Test Mode	Test RB (Size#Offset)	Conducted Output AV Power (dBm)	Antenna Gain (dBi)	EIRP (dBm)	EIRP (W)	Limit (W)	Verdict
LTE BAND66									
			RB25#13	20.56	1.5	22.06	0.161	1.00	Pass
			RB25#25	20.51	1.5	22.01	0.159	1.00	Pass
			RB50#0	20.5	1.5	22.00	0.158	1.00	Pass
	HCH	QPSK	RB1#0	22.46	1.5	23.96	0.249	1.00	Pass
			RB1#25	22.43	1.5	23.93	0.247	1.00	Pass
			RB1#49	22.42	1.5	23.92	0.247	1.00	Pass
			RB25#0	21.47	1.5	22.97	0.198	1.00	Pass
			RB25#13	21.49	1.5	22.99	0.199	1.00	Pass
			RB25#25	21.47	1.5	22.97	0.198	1.00	Pass
			RB50#0	21.47	1.5	22.97	0.198	1.00	Pass
		16-QAM	RB1#0	21.5	1.5	23.00	0.200	1.00	Pass
			RB1#25	21.51	1.5	23.01	0.200	1.00	Pass
			RB1#49	21.44	1.5	22.94	0.197	1.00	Pass
			RB25#0	20.58	1.5	22.08	0.161	1.00	Pass
			RB25#13	20.57	1.5	22.07	0.161	1.00	Pass
			RB25#25	20.55	1.5	22.05	0.160	1.00	Pass
			RB50#0	20.5	1.5	22.00	0.158	1.00	Pass
15 MHz	LCH	QPSK	RB1#0	22.54	1.5	24.04	0.254	1.00	Pass
			RB1#38	22.53	1.5	24.03	0.253	1.00	Pass
			RB1#74	22.48	1.5	23.98	0.250	1.00	Pass
			RB36#0	21.65	1.5	23.15	0.207	1.00	Pass
			RB36#19	21.68	1.5	23.18	0.208	1.00	Pass
			RB36#39	21.58	1.5	23.08	0.203	1.00	Pass
			RB75#0	21.52	1.5	23.02	0.200	1.00	Pass
		16-QAM	RB1#0	21.56	1.5	23.06	0.202	1.00	Pass
			RB1#38	21.55	1.5	23.05	0.202	1.00	Pass
			RB1#74	21.43	1.5	22.93	0.196	1.00	Pass
			RB36#0	20.63	1.5	22.13	0.163	1.00	Pass
			RB36#19	20.67	1.5	22.17	0.165	1.00	Pass
			RB36#39	20.59	1.5	22.09	0.162	1.00	Pass
			RB75#0	20.54	1.5	22.04	0.160	1.00	Pass
	MCH	QPSK	RB1#0	22.5	1.5	24.00	0.251	1.00	Pass
			RB1#38	22.48	1.5	23.98	0.250	1.00	Pass
			RB1#74	22.44	1.5	23.94	0.248	1.00	Pass
			RB36#0	21.47	1.5	22.97	0.198	1.00	Pass
			RB36#19	21.47	1.5	22.97	0.198	1.00	Pass
			RB36#39	21.51	1.5	23.01	0.200	1.00	Pass
			RB75#0	21.47	1.5	22.97	0.198	1.00	Pass

Test BW	Test Channel	Test Mode	Test RB (Size#Offset)	Conducted Output AV Power (dBm)	Antenna Gain (dBi)	EIRP (dBm)	EIRP (W)	Limit (W)	Verdict
LTE BAND66									
		16-QAM	RB1#0	21.91	1.5	23.41	0.219	1.00	Pass
			RB1#38	21.85	1.5	23.35	0.216	1.00	Pass
			RB1#74	21.81	1.5	23.31	0.214	1.00	Pass
			RB36#0	20.49	1.5	21.99	0.158	1.00	Pass
			RB36#19	20.57	1.5	22.07	0.161	1.00	Pass
			RB36#39	20.53	1.5	22.03	0.160	1.00	Pass
			RB75#0	20.49	1.5	21.99	0.158	1.00	Pass
	HCH	QPSK	RB1#0	22.45	1.5	23.95	0.248	1.00	Pass
			RB1#38	22.46	1.5	23.96	0.249	1.00	Pass
			RB1#74	22.42	1.5	23.92	0.247	1.00	Pass
			RB36#0	21.44	1.5	22.94	0.197	1.00	Pass
			RB36#19	21.52	1.5	23.02	0.200	1.00	Pass
			RB36#39	21.52	1.5	23.02	0.200	1.00	Pass
			RB75#0	21.47	1.5	22.97	0.198	1.00	Pass
		16-QAM	RB1#0	21.93	1.5	23.43	0.220	1.00	Pass
			RB1#38	21.93	1.5	23.43	0.220	1.00	Pass
			RB1#74	21.92	1.5	23.42	0.220	1.00	Pass
			RB36#0	20.48	1.5	21.98	0.158	1.00	Pass
			RB36#19	20.51	1.5	22.01	0.159	1.00	Pass
			RB36#39	20.48	1.5	21.98	0.158	1.00	Pass
			RB75#0	20.52	1.5	22.02	0.159	1.00	Pass
20 MHz	LCH	QPSK	RB1#0	22.56	1.5	24.06	0.255	1.00	Pass
			RB1#50	22.61	1.5	24.11	0.258	1.00	Pass
			RB1#99	22.52	1.5	24.02	0.252	1.00	Pass
			RB50#0	21.6	1.5	23.10	0.204	1.00	Pass
			RB50#25	21.58	1.5	23.08	0.203	1.00	Pass
			RB50#50	21.56	1.5	23.06	0.202	1.00	Pass
			RB100#0	21.54	1.5	23.04	0.201	1.00	Pass
		16-QAM	RB1#0	22.1	1.5	23.60	0.229	1.00	Pass
			RB1#50	22.11	1.5	23.61	0.230	1.00	Pass
			RB1#99	22.1	1.5	23.60	0.229	1.00	Pass
			RB50#0	20.69	1.5	22.19	0.166	1.00	Pass
			RB50#25	20.6	1.5	22.10	0.162	1.00	Pass
			RB50#50	20.62	1.5	22.12	0.163	1.00	Pass
			RB100#0	20.6	1.5	22.10	0.162	1.00	Pass
	MCH	QPSK	RB1#0	22.49	1.5	23.99	0.251	1.00	Pass
			RB1#50	22.48	1.5	23.98	0.250	1.00	Pass
			RB1#99	22.49	1.5	23.99	0.251	1.00	Pass

Test BW	Test Channel	Test Mode	Test RB (Size#Offset)	Conducted Output AV Power (dBm)	Antenna Gain (dBi)	EIRP (dBm)	EIRP (W)	Limit (W)	Verdict
LTE BAND66									
			RB50#0	21.45	1.5	22.95	0.197	1.00	Pass
			RB50#25	21.52	1.5	23.02	0.200	1.00	Pass
			RB50#50	21.52	1.5	23.02	0.200	1.00	Pass
			RB100#0	21.44	1.5	22.94	0.197	1.00	Pass
		16-QAM	RB1#0	22.01	1.5	23.51	0.224	1.00	Pass
			RB1#50	21.95	1.5	23.45	0.221	1.00	Pass
			RB1#99	21.96	1.5	23.46	0.222	1.00	Pass
			RB50#0	20.49	1.5	21.99	0.158	1.00	Pass
			RB50#25	20.52	1.5	22.02	0.159	1.00	Pass
			RB50#50	20.52	1.5	22.02	0.159	1.00	Pass
			RB100#0	20.45	1.5	21.95	0.157	1.00	Pass
	HCH	QPSK	RB1#0	22.39	1.5	23.89	0.245	1.00	Pass
			RB1#50	22.44	1.5	23.94	0.248	1.00	Pass
			RB1#99	22.4	1.5	23.90	0.245	1.00	Pass
			RB50#0	21.47	1.5	22.97	0.198	1.00	Pass
			RB50#25	21.5	1.5	23.00	0.200	1.00	Pass
			RB50#50	21.47	1.5	22.97	0.198	1.00	Pass
			RB100#0	21.48	1.5	22.98	0.199	1.00	Pass
		16-QAM	RB1#0	21.81	1.5	23.31	0.214	1.00	Pass
			RB1#50	21.83	1.5	23.33	0.215	1.00	Pass
			RB1#99	21.88	1.5	23.38	0.218	1.00	Pass
			RB50#0	20.49	1.5	21.99	0.158	1.00	Pass
			RB50#25	20.47	1.5	21.97	0.157	1.00	Pass
			RB50#50	20.44	1.5	21.94	0.156	1.00	Pass
			RB100#0	20.49	1.5	21.99	0.158	1.00	Pass

Test BW	Test Channel	Test Mode	Test RB (Size#Offset)	Conducted Output AV Power (dBm)	Antenna Gain (dBi)	EIRP (dBm)	EIRP (W)	Limit (W)	Verdict
LTE BAND38									
5 MHz	LCH	QPSK	RB1#0	22.7	1	23.70	0.234	2.00	Pass
			RB1#13	22.81	1	23.81	0.240	2.00	Pass
			RB1#24	22.76	1	23.76	0.238	2.00	Pass
			RB12#0	21.69	1	22.69	0.186	2.00	Pass
			RB12#6	21.71	1	22.71	0.187	2.00	Pass
			RB12#13	21.72	1	22.72	0.187	2.00	Pass
			RB25#0	21.72	1	22.72	0.187	2.00	Pass
		16-QAM	RB1#0	21.96	1	22.96	0.198	2.00	Pass
			RB1#13	22.06	1	23.06	0.202	2.00	Pass
			RB1#24	22	1	23.00	0.200	2.00	Pass
			RB12#0	20.68	1	21.68	0.147	2.00	Pass
			RB12#6	20.71	1	21.71	0.148	2.00	Pass
			RB12#13	20.75	1	21.75	0.150	2.00	Pass
			RB25#0	20.72	1	21.72	0.149	2.00	Pass
	MCH	QPSK	RB1#0	22.8	1	23.80	0.240	2.00	Pass
			RB1#13	22.87	1	23.87	0.244	2.00	Pass
			RB1#24	22.84	1	23.84	0.242	2.00	Pass
			RB12#0	21.72	1	22.72	0.187	2.00	Pass
			RB12#6	21.78	1	22.78	0.190	2.00	Pass
			RB12#13	21.82	1	22.82	0.191	2.00	Pass
			RB25#0	21.78	1	22.78	0.190	2.00	Pass
		16-QAM	RB1#0	22.1	1	23.10	0.204	2.00	Pass
			RB1#13	22.21	1	23.21	0.209	2.00	Pass
			RB1#24	22.18	1	23.18	0.208	2.00	Pass
			RB12#0	20.85	1	21.85	0.153	2.00	Pass
			RB12#6	20.85	1	21.85	0.153	2.00	Pass
			RB12#13	20.91	1	21.91	0.155	2.00	Pass
			RB25#0	20.76	1	21.76	0.150	2.00	Pass
	HCH	QPSK	RB1#0	23.03	1	24.03	0.253	2.00	Pass
			RB1#13	23.11	1	24.11	0.258	2.00	Pass
			RB1#24	23.08	1	24.08	0.256	2.00	Pass
			RB12#0	22.02	1	23.02	0.200	2.00	Pass
			RB12#6	22.12	1	23.12	0.205	2.00	Pass
			RB12#13	22.07	1	23.07	0.203	2.00	Pass
			RB25#0	22.05	1	23.05	0.202	2.00	Pass
		16-QAM	RB1#0	22.19	1	23.19	0.208	2.00	Pass
			RB1#13	22.29	1	23.29	0.213	2.00	Pass

Test BW	Test Channel	Test Mode	Test RB (Size#Offset)	Conducted Output AV Power (dBm)	Antenna Gain (dBi)	EIRP (dBm)	EIRP (W)	Limit (W)	Verdict
LTE BAND38									
			RB1#24	22.27	1	23.27	0.212	2.00	Pass
			RB12#0	21.06	1	22.06	0.161	2.00	Pass
			RB12#6	21.06	1	22.06	0.161	2.00	Pass
			RB12#13	21.09	1	22.09	0.162	2.00	Pass
			RB25#0	21.02	1	22.02	0.159	2.00	Pass
10 MHz	LCH	QPSK	RB1#0	22.71	1	23.71	0.235	2.00	Pass
			RB1#25	22.71	1	23.71	0.235	2.00	Pass
			RB1#49	22.78	1	23.78	0.239	2.00	Pass
			RB25#0	21.74	1	22.74	0.188	2.00	Pass
			RB25#13	21.75	1	22.75	0.188	2.00	Pass
			RB25#25	21.75	1	22.75	0.188	2.00	Pass
			RB50#0	21.74	1	22.74	0.188	2.00	Pass
		16-QAM	RB1#0	21.94	1	22.94	0.197	2.00	Pass
			RB1#25	21.93	1	22.93	0.196	2.00	Pass
			RB1#49	22.03	1	23.03	0.201	2.00	Pass
			RB25#0	20.74	1	21.74	0.149	2.00	Pass
			RB25#13	20.74	1	21.74	0.149	2.00	Pass
			RB25#25	20.75	1	21.75	0.150	2.00	Pass
			RB50#0	20.71	1	21.71	0.148	2.00	Pass
	MCH	QPSK	RB1#0	22.75	1	23.75	0.237	2.00	Pass
			RB1#25	22.73	1	23.73	0.236	2.00	Pass
			RB1#49	22.9	1	23.90	0.245	2.00	Pass
			RB25#0	21.78	1	22.78	0.190	2.00	Pass
			RB25#13	21.83	1	22.83	0.192	2.00	Pass
			RB25#25	21.86	1	22.86	0.193	2.00	Pass
			RB50#0	21.78	1	22.78	0.190	2.00	Pass
		16-QAM	RB1#0	22.09	1	23.09	0.204	2.00	Pass
			RB1#25	22.18	1	23.18	0.208	2.00	Pass
			RB1#49	22.26	1	23.26	0.212	2.00	Pass
			RB25#0	20.78	1	21.78	0.151	2.00	Pass
			RB25#13	20.82	1	21.82	0.152	2.00	Pass
			RB25#25	20.85	1	21.85	0.153	2.00	Pass
			RB50#0	20.82	1	21.82	0.152	2.00	Pass
	HCH	QPSK	RB1#0	23.08	1	24.08	0.256	2.00	Pass
			RB1#25	23.05	1	24.05	0.254	2.00	Pass
			RB1#49	23.16	1	24.16	0.261	2.00	Pass
			RB25#0	22.04	1	23.04	0.201	2.00	Pass
			RB25#13	22.07	1	23.07	0.203	2.00	Pass

Test BW	Test Channel	Test Mode	Test RB (Size#Offset)	Conducted Output AV Power (dBm)	Antenna Gain (dBi)	EIRP (dBm)	EIRP (W)	Limit (W)	Verdict
LTE BAND38									
			RB25#25	22.09	1	23.09	0.204	2.00	Pass
			RB50#0	22.04	1	23.04	0.201	2.00	Pass
		16-QAM	RB1#0	22.35	1	23.35	0.216	2.00	Pass
			RB1#25	22.37	1	23.37	0.217	2.00	Pass
			RB1#49	22.45	1	23.45	0.221	2.00	Pass
			RB25#0	21.03	1	22.03	0.160	2.00	Pass
			RB25#13	21.05	1	22.05	0.160	2.00	Pass
			RB25#25	21.1	1	22.10	0.162	2.00	Pass
			RB50#0	21.04	1	22.04	0.160	2.00	Pass
15 MHz	LCH	QPSK	RB1#0	22.77	1	23.77	0.238	2.00	Pass
			RB1#38	22.75	1	23.75	0.237	2.00	Pass
			RB1#74	22.77	1	23.77	0.238	2.00	Pass
			RB36#0	21.81	1	22.81	0.191	2.00	Pass
			RB36#19	21.87	1	22.87	0.194	2.00	Pass
			RB36#39	21.76	1	22.76	0.189	2.00	Pass
			RB75#0	21.73	1	22.73	0.187	2.00	Pass
		16-QAM	RB1#0	22.04	1	23.04	0.201	2.00	Pass
			RB1#38	22.01	1	23.01	0.200	2.00	Pass
			RB1#74	22.01	1	23.01	0.200	2.00	Pass
			RB36#0	20.81	1	21.81	0.152	2.00	Pass
			RB36#19	20.87	1	21.87	0.154	2.00	Pass
			RB36#39	20.73	1	21.73	0.149	2.00	Pass
			RB75#0	20.76	1	21.76	0.150	2.00	Pass
	MCH	QPSK	RB1#0	22.79	1	23.79	0.239	2.00	Pass
			RB1#38	22.83	1	23.83	0.242	2.00	Pass
			RB1#74	22.95	1	23.95	0.248	2.00	Pass
			RB36#0	21.83	1	22.83	0.192	2.00	Pass
			RB36#19	21.89	1	22.89	0.195	2.00	Pass
			RB36#39	21.93	1	22.93	0.196	2.00	Pass
			RB75#0	21.91	1	22.91	0.195	2.00	Pass
		16-QAM	RB1#0	22.13	1	23.13	0.206	2.00	Pass
			RB1#38	22.17	1	23.17	0.207	2.00	Pass
			RB1#74	22.32	1	23.32	0.215	2.00	Pass
			RB36#0	20.78	1	21.78	0.151	2.00	Pass
			RB36#19	20.84	1	21.84	0.153	2.00	Pass
			RB36#39	20.89	1	21.89	0.155	2.00	Pass
			RB75#0	20.88	1	21.88	0.154	2.00	Pass
	HCH	QPSK	RB1#0	23.13	1	24.13	0.259	2.00	Pass

Test BW	Test Channel	Test Mode	Test RB (Size#Offset)	Conducted Output AV Power (dBm)	Antenna Gain (dBi)	EIRP (dBm)	EIRP (W)	Limit (W)	Verdict
LTE BAND38									
			RB1#38	23.06	1	24.06	0.255	2.00	Pass
			RB1#74	23	1	24.00	0.251	2.00	Pass
			RB36#0	22.18	1	23.18	0.208	2.00	Pass
			RB36#19	22.1	1	23.10	0.204	2.00	Pass
			RB36#39	22.15	1	23.15	0.207	2.00	Pass
			RB75#0	22.23	1	23.23	0.210	2.00	Pass
		16-QAM	RB1#0	22.42	1	23.42	0.220	2.00	Pass
			RB1#38	22.31	1	23.31	0.214	2.00	Pass
			RB1#74	22.24	1	23.24	0.211	2.00	Pass
			RB36#0	21.16	1	22.16	0.164	2.00	Pass
			RB36#19	21.1	1	22.10	0.162	2.00	Pass
			RB36#39	21.07	1	22.07	0.161	2.00	Pass
			RB75#0	21.16	1	22.16	0.164	2.00	Pass
20 MHz	LCH	QPSK	RB1#0	22.89	1	23.89	0.245	2.00	Pass
			RB1#50	22.9	1	23.90	0.245	2.00	Pass
			RB1#99	22.95	1	23.95	0.248	2.00	Pass
			RB50#0	21.84	1	22.84	0.192	2.00	Pass
			RB50#25	21.8	1	22.80	0.191	2.00	Pass
			RB50#50	21.82	1	22.82	0.191	2.00	Pass
			RB100#0	21.8	1	22.80	0.191	2.00	Pass
		16-QAM	RB1#0	22.24	1	23.24	0.211	2.00	Pass
			RB1#50	22.23	1	23.23	0.210	2.00	Pass
			RB1#99	22.22	1	23.22	0.210	2.00	Pass
			RB50#0	20.87	1	21.87	0.154	2.00	Pass
			RB50#25	20.83	1	21.83	0.152	2.00	Pass
			RB50#50	20.86	1	21.86	0.153	2.00	Pass
			RB100#0	20.79	1	21.79	0.151	2.00	Pass
	MCH	QPSK	RB1#0	22.77	1	23.77	0.238	2.00	Pass
			RB1#50	22.84	1	23.84	0.242	2.00	Pass
			RB1#99	22.97	1	23.97	0.249	2.00	Pass
			RB50#0	21.79	1	22.79	0.190	2.00	Pass
			RB50#25	21.83	1	22.83	0.192	2.00	Pass
			RB50#50	21.85	1	22.85	0.193	2.00	Pass
			RB100#0	21.84	1	22.84	0.192	2.00	Pass
		16-QAM	RB1#0	22.02	1	23.02	0.200	2.00	Pass
			RB1#50	22.07	1	23.07	0.203	2.00	Pass
			RB1#99	22.21	1	23.21	0.209	2.00	Pass
			RB50#0	20.77	1	21.77	0.150	2.00	Pass

Test BW	Test Channel	Test Mode	Test RB (Size#Offset)	Conducted Output AV Power (dBm)	Antenna Gain (dBi)	EIRP (dBm)	EIRP (W)	Limit (W)	Verdict
LTE BAND38									
			RB50#25	20.84	1	21.84	0.153	2.00	Pass
			RB50#50	20.88	1	21.88	0.154	2.00	Pass
			RB100#0	20.83	1	21.83	0.152	2.00	Pass
	HCH	QPSK	RB1#0	23.03	1	24.03	0.253	2.00	Pass
			RB1#50	22.96	1	23.96	0.249	2.00	Pass
			RB1#99	22.67	1	23.67	0.233	2.00	Pass
			RB50#0	22.08	1	23.08	0.203	2.00	Pass
			RB50#25	22.18	1	23.18	0.208	2.00	Pass
			RB50#50	22.07	1	23.07	0.203	2.00	Pass
			RB100#0	22.12	1	23.12	0.205	2.00	Pass
		16-QAM	RB1#0	22.2	1	23.20	0.209	2.00	Pass
			RB1#50	22.12	1	23.12	0.205	2.00	Pass
			RB1#99	21.86	1	22.86	0.193	2.00	Pass
			RB50#0	21.11	1	22.11	0.163	2.00	Pass
			RB50#25	21.13	1	22.13	0.163	2.00	Pass
			RB50#50	21.03	1	22.03	0.160	2.00	Pass
			RB100#0	21.12	1	22.12	0.163	2.00	Pass

Test BW	Test Channel	Test Mode	Test RB (Size#Offset)	Conducted Output AV Power (dBm)	Antenna Gain (dBi)	EIRP (dBm)	EIRP (W)	Limit (W)	Verdict
LTE BAND40(2305-2315MHz)									
5 MHz	LCH	QPSK	RB1#0	22.35	1	23.35	0.216	0.250	Pass
			RB1#13	22.47	1	23.47	0.222	0.250	Pass
			RB1#24	22.46	1	23.46	0.222	0.250	Pass
			RB12#0	21.36	1	22.36	0.172	0.250	Pass
			RB12#6	21.43	1	22.43	0.175	0.250	Pass
			RB12#13	21.43	1	22.43	0.175	0.250	Pass
			RB25#0	21.39	1	22.39	0.173	0.250	Pass
		16-QAM	RB1#0	21.58	1	22.58	0.181	0.250	Pass
			RB1#13	21.76	1	22.76	0.189	0.250	Pass
			RB1#24	21.74	1	22.74	0.188	0.250	Pass
			RB12#0	20.38	1	21.38	0.137	0.250	Pass
			RB12#6	20.42	1	21.42	0.139	0.250	Pass
			RB12#13	20.45	1	21.45	0.140	0.250	Pass
			RB25#0	20.43	1	21.43	0.139	0.250	Pass
	MCH	QPSK	RB1#0	22.44	1	23.44	0.221	0.250	Pass
			RB1#13	22.58	1	23.58	0.228	0.250	Pass
			RB1#24	22.47	1	23.47	0.222	0.250	Pass
			RB12#0	21.41	1	22.41	0.174	0.250	Pass
			RB12#6	21.41	1	22.41	0.174	0.250	Pass
			RB12#13	21.43	1	22.43	0.175	0.250	Pass
			RB25#0	21.38	1	22.38	0.173	0.250	Pass
		16-QAM	RB1#0	21.72	1	22.72	0.187	0.250	Pass
			RB1#13	21.9	1	22.90	0.195	0.250	Pass
			RB1#24	21.8	1	22.80	0.191	0.250	Pass
			RB12#0	20.51	1	21.51	0.142	0.250	Pass
			RB12#6	20.52	1	21.52	0.142	0.250	Pass
			RB12#13	20.51	1	21.51	0.142	0.250	Pass
			RB25#0	20.35	1	21.35	0.136	0.250	Pass
	HCH	QPSK	RB1#0	22.53	1	23.53	0.225	0.250	Pass
			RB1#13	22.58	1	23.58	0.228	0.250	Pass
			RB1#24	22.52	1	23.52	0.225	0.250	Pass
			RB12#0	21.42	1	22.42	0.175	0.250	Pass
			RB12#6	21.5	1	22.50	0.178	0.250	Pass
			RB12#13	21.55	1	22.55	0.180	0.250	Pass
			RB25#0	21.48	1	22.48	0.177	0.250	Pass
		16-QAM	RB1#0	21.7	1	22.70	0.186	0.250	Pass
			RB1#13	21.72	1	22.72	0.187	0.250	Pass

Test BW	Test Channel	Test Mode	Test RB (Size#Offset)	Conducted Output AV Power (dBm)	Antenna Gain (dBi)	EIRP (dBm)	EIRP (W)	Limit (W)	Verdict
LTE BAND40(2305-2315MHz)									
			RB1#24	21.7	1	22.70	0.186	0.250	Pass
			RB12#0	20.44	1	21.44	0.139	0.250	Pass
			RB12#6	20.52	1	21.52	0.142	0.250	Pass
			RB12#13	20.55	1	21.55	0.143	0.250	Pass
			RB25#0	20.42	1	21.42	0.139	0.250	Pass
10 MHz	MCH	QPSK	RB1#0	22.35	1	23.35	0.216	0.250	Pass
			RB1#25	22.47	1	23.47	0.222	0.250	Pass
			RB1#49	22.52	1	23.52	0.225	0.250	Pass
			RB25#0	21.46	1	22.46	0.176	0.250	Pass
			RB25#13	21.4	1	22.40	0.174	0.250	Pass
			RB25#25	21.45	1	22.45	0.176	0.250	Pass
			RB50#0	21.43	1	22.43	0.175	0.250	Pass
		16-QAM	RB1#0	21.57	1	22.57	0.181	0.250	Pass
			RB1#25	21.68	1	22.68	0.185	0.250	Pass
			RB1#49	21.76	1	22.76	0.189	0.250	Pass
			RB25#0	20.46	1	21.46	0.140	0.250	Pass
			RB25#13	20.41	1	21.41	0.138	0.250	Pass
			RB25#25	20.48	1	21.48	0.141	0.250	Pass
			RB50#0	20.37	1	21.37	0.137	0.250	Pass

Test BW	Test Channel	Test Mode	Test RB (Size#Offset)	Conducted Output AV Power (dBm)	Antenna Gain (dBi)	EIRP (dBm)	EIRP (W)	Limit (W)	Verdict
LTE BAND40(2350-2360MHz)									
5 MHz	LCH	QPSK	RB1#0	22.37	1	23.37	0.217	0.250	Pass
			RB1#13	22.52	1	23.52	0.225	0.250	Pass
			RB1#24	22.38	1	23.38	0.218	0.250	Pass
			RB12#0	21.32	1	22.32	0.171	0.250	Pass
			RB12#6	21.38	1	22.38	0.173	0.250	Pass
			RB12#13	21.44	1	22.44	0.175	0.250	Pass
			RB25#0	21.35	1	22.35	0.172	0.250	Pass
		16-QAM	RB1#0	21.68	1	22.68	0.185	0.250	Pass
			RB1#13	21.85	1	22.85	0.193	0.250	Pass
			RB1#24	21.73	1	22.73	0.187	0.250	Pass
			RB12#0	20.43	1	21.43	0.139	0.250	Pass
			RB12#6	20.48	1	21.48	0.141	0.250	Pass
			RB12#13	20.55	1	21.55	0.143	0.250	Pass
			RB25#0	20.38	1	21.38	0.137	0.250	Pass
	MCH	QPSK	RB1#0	22.41	1	23.41	0.219	0.250	Pass
			RB1#13	22.43	1	23.43	0.220	0.250	Pass
			RB1#24	22.39	1	23.39	0.218	0.250	Pass
			RB12#0	21.41	1	22.41	0.174	0.250	Pass
			RB12#6	21.34	1	22.34	0.171	0.250	Pass
			RB12#13	21.36	1	22.36	0.172	0.250	Pass
			RB25#0	21.4	1	22.40	0.174	0.250	Pass
		16-QAM	RB1#0	21.6	1	22.60	0.182	0.250	Pass
			RB1#13	21.61	1	22.61	0.182	0.250	Pass
			RB1#24	21.58	1	22.58	0.181	0.250	Pass
			RB12#0	20.39	1	21.39	0.138	0.250	Pass
			RB12#6	20.46	1	21.46	0.140	0.250	Pass
			RB12#13	20.46	1	21.46	0.140	0.250	Pass
			RB25#0	20.42	1	21.42	0.139	0.250	Pass
	HCH	QPSK	RB1#0	22.39	1	23.39	0.218	0.250	Pass
			RB1#13	22.48	1	23.48	0.223	0.250	Pass
			RB1#24	8.47	1	9.47	0.009	0.250	Pass
			RB12#0	21.37	1	22.37	0.173	0.250	Pass
			RB12#6	21.43	1	22.43	0.175	0.250	Pass
			RB12#13	21.46	1	22.46	0.176	0.250	Pass
			RB25#0	8.42	1	9.42	0.009	0.250	Pass
		16-QAM	RB1#0	21.61	1	22.61	0.182	0.250	Pass
			RB1#13	21.72	1	22.72	0.187	0.250	Pass

Test BW	Test Channel	Test Mode	Test RB (Size#Offset)	Conducted Output AV Power (dBm)	Antenna Gain (dBi)	EIRP (dBm)	EIRP (W)	Limit (W)	Verdict
LTE BAND40(2350-2360MHz)									
			RB1#24	8.7	1	9.70	0.009	0.250	Pass
			RB12#0	20.33	1	21.33	0.136	0.250	Pass
			RB12#6	20.46	1	21.46	0.140	0.250	Pass
			RB12#13	20.44	1	21.44	0.139	0.250	Pass
			RB25#0	8.42	1	9.42	0.009	0.250	Pass
10 MHz	MCH	QPSK	RB1#0	22.3	1	23.30	0.214	0.250	Pass
			RB1#25	22.32	1	23.32	0.215	0.250	Pass
			RB1#49	22.45	1	23.45	0.221	0.250	Pass
			RB25#0	21.39	1	22.39	0.173	0.250	Pass
			RB25#13	21.46	1	22.46	0.176	0.250	Pass
			RB25#25	21.43	1	22.43	0.175	0.250	Pass
			RB50#0	8.44	1	9.44	0.009	0.250	Pass
		16-QAM	RB1#0	21.55	1	22.55	0.180	0.250	Pass
			RB1#25	21.54	1	22.54	0.179	0.250	Pass
			RB1#49	21.69	1	22.69	0.186	0.250	Pass
			RB25#0	20.4	1	21.40	0.138	0.250	Pass
			RB25#13	20.48	1	21.48	0.141	0.250	Pass
			RB25#25	20.4	1	21.40	0.138	0.250	Pass
			RB50#0	8.43	1	9.43	0.009	0.250	Pass

Test BW	Test Channel	Test Mode	Test RB (Size#Offset)	Conducted Output AV Power (dBm)	Antenna Gain (dBi)	EIRP (dBm)	EIRP (W)	Limit (W)	Verdict
LTE BAND41									
5 MHz	LCH	QPSK	RB1#0	23.27	1	24.27	0.267	2.00	Pass
			RB1#13	23.35	1	24.35	0.272	2.00	Pass
			RB1#24	23.3	1	24.30	0.269	2.00	Pass
			RB12#0	22.26	1	23.26	0.212	2.00	Pass
			RB12#6	22.31	1	23.31	0.214	2.00	Pass
			RB12#13	22.3	1	23.30	0.214	2.00	Pass
			RB25#0	22.28	1	23.28	0.213	2.00	Pass
		16-QAM	RB1#0	22.45	1	23.45	0.221	2.00	Pass
			RB1#13	22.54	1	23.54	0.226	2.00	Pass
			RB1#24	22.48	1	23.48	0.223	2.00	Pass
			RB12#0	21.27	1	22.27	0.169	2.00	Pass
			RB12#6	21.36	1	22.36	0.172	2.00	Pass
			RB12#13	21.37	1	22.37	0.173	2.00	Pass
			RB25#0	21.29	1	22.29	0.169	2.00	Pass
	MCH	QPSK	RB1#0	23.27	1	24.27	0.267	2.00	Pass
			RB1#13	23.25	1	24.25	0.266	2.00	Pass
			RB1#24	23.17	1	24.17	0.261	2.00	Pass
			RB12#0	22.25	1	23.25	0.211	2.00	Pass
			RB12#6	22.2	1	23.20	0.209	2.00	Pass
			RB12#13	22.15	1	23.15	0.207	2.00	Pass
			RB25#0	22.14	1	23.14	0.206	2.00	Pass
		16-QAM	RB1#0	22.51	1	23.51	0.224	2.00	Pass
			RB1#13	22.47	1	23.47	0.222	2.00	Pass
			RB1#24	22.41	1	23.41	0.219	2.00	Pass
			RB12#0	21.28	1	22.28	0.169	2.00	Pass
			RB12#6	21.17	1	22.17	0.165	2.00	Pass
			RB12#13	21.18	1	22.18	0.165	2.00	Pass
			RB25#0	21.19	1	22.19	0.166	2.00	Pass
	HCH	QPSK	RB1#0	23.26	1	24.26	0.267	2.00	Pass
			RB1#13	23.35	1	24.35	0.272	2.00	Pass
			RB1#24	23.33	1	24.33	0.271	2.00	Pass
			RB12#0	22.29	1	23.29	0.213	2.00	Pass
			RB12#6	22.36	1	23.36	0.217	2.00	Pass
			RB12#13	22.34	1	23.34	0.216	2.00	Pass
			RB25#0	22.36	1	23.36	0.217	2.00	Pass
		16-QAM	RB1#0	22.63	1	23.63	0.231	2.00	Pass
			RB1#13	22.62	1	23.62	0.230	2.00	Pass

Test BW	Test Channel	Test Mode	Test RB (Size#Offset)	Conducted Output AV Power (dBm)	Antenna Gain (dBi)	EIRP (dBm)	EIRP (W)	Limit (W)	Verdict
LTE BAND41									
			RB1#24	22.64	1	23.64	0.231	2.00	Pass
			RB12#0	21.4	1	22.40	0.174	2.00	Pass
			RB12#6	21.43	1	22.43	0.175	2.00	Pass
			RB12#13	21.43	1	22.43	0.175	2.00	Pass
			RB25#0	21.35	1	22.35	0.172	2.00	Pass
10 MHz	LCH	QPSK	RB1#0	23.25	1	24.25	0.266	2.00	Pass
			RB1#25	23.27	1	24.27	0.267	2.00	Pass
			RB1#49	23.32	1	24.32	0.270	2.00	Pass
			RB25#0	22.31	1	23.31	0.214	2.00	Pass
			RB25#13	22.31	1	23.31	0.214	2.00	Pass
			RB25#25	22.33	1	23.33	0.215	2.00	Pass
			RB50#0	22.27	1	23.27	0.212	2.00	Pass
		16-QAM	RB1#0	22.45	1	23.45	0.221	2.00	Pass
			RB1#25	22.53	1	23.53	0.225	2.00	Pass
			RB1#49	22.56	1	23.56	0.227	2.00	Pass
			RB25#0	21.31	1	22.31	0.170	2.00	Pass
			RB25#13	21.34	1	22.34	0.171	2.00	Pass
			RB25#25	21.32	1	22.32	0.171	2.00	Pass
			RB50#0	21.29	1	22.29	0.169	2.00	Pass
	MCH	QPSK	RB1#0	23.32	1	24.32	0.270	2.00	Pass
			RB1#25	23.17	1	24.17	0.261	2.00	Pass
			RB1#49	23.22	1	24.22	0.264	2.00	Pass
			RB25#0	22.3	1	23.30	0.214	2.00	Pass
			RB25#13	22.26	1	23.26	0.212	2.00	Pass
			RB25#25	22.24	1	23.24	0.211	2.00	Pass
			RB50#0	22.18	1	23.18	0.208	2.00	Pass
		16-QAM	RB1#0	22.63	1	23.63	0.231	2.00	Pass
			RB1#25	22.52	1	23.52	0.225	2.00	Pass
			RB1#49	22.54	1	23.54	0.226	2.00	Pass
			RB25#0	21.33	1	22.33	0.171	2.00	Pass
			RB25#13	21.21	1	22.21	0.166	2.00	Pass
			RB25#25	21.19	1	22.19	0.166	2.00	Pass
			RB50#0	21.2	1	22.20	0.166	2.00	Pass
	HCH	QPSK	RB1#0	22.7	1	23.70	0.234	2.00	Pass
			RB1#25	23.02	1	24.02	0.252	2.00	Pass
			RB1#49	22.73	1	23.73	0.236	2.00	Pass
			RB25#0	22.32	1	23.32	0.215	2.00	Pass
			RB25#13	22.34	1	23.34	0.216	2.00	Pass

Test BW	Test Channel	Test Mode	Test RB (Size#Offset)	Conducted Output AV Power (dBm)	Antenna Gain (dBi)	EIRP (dBm)	EIRP (W)	Limit (W)	Verdict
LTE BAND41									
			RB25#25	22.34	1	23.34	0.216	2.00	Pass
			RB50#0	22.31	1	23.31	0.214	2.00	Pass
		16-QAM	RB1#0	21.99	1	22.99	0.199	2.00	Pass
			RB1#25	22.33	1	23.33	0.215	2.00	Pass
			RB1#49	22.09	1	23.09	0.204	2.00	Pass
			RB25#0	21.32	1	22.32	0.171	2.00	Pass
			RB25#13	21.38	1	22.38	0.173	2.00	Pass
			RB25#25	21.38	1	22.38	0.173	2.00	Pass
			RB50#0	21.37	1	22.37	0.173	2.00	Pass
15 MHz	LCH	QPSK	RB1#0	23.3	1	24.30	0.269	2.00	Pass
			RB1#38	23.32	1	24.32	0.270	2.00	Pass
			RB1#74	23.3	1	24.30	0.269	2.00	Pass
			RB36#0	22.39	1	23.39	0.218	2.00	Pass
			RB36#19	22.45	1	23.45	0.221	2.00	Pass
			RB36#39	22.31	1	23.31	0.214	2.00	Pass
			RB75#0	22.32	1	23.32	0.215	2.00	Pass
		16-QAM	RB1#0	22.53	1	23.53	0.225	2.00	Pass
			RB1#38	22.56	1	23.56	0.227	2.00	Pass
			RB1#74	22.54	1	23.54	0.226	2.00	Pass
			RB36#0	21.34	1	22.34	0.171	2.00	Pass
			RB36#19	21.43	1	22.43	0.175	2.00	Pass
			RB36#39	21.29	1	22.29	0.169	2.00	Pass
			RB75#0	21.33	1	22.33	0.171	2.00	Pass
	MCH	QPSK	RB1#0	23.32	1	24.32	0.270	2.00	Pass
			RB1#38	23.21	1	24.21	0.264	2.00	Pass
			RB1#74	23.24	1	24.24	0.265	2.00	Pass
			RB36#0	22.35	1	23.35	0.216	2.00	Pass
			RB36#19	22.28	1	23.28	0.213	2.00	Pass
			RB36#39	22.25	1	23.25	0.211	2.00	Pass
			RB75#0	22.28	1	23.28	0.213	2.00	Pass
		16-QAM	RB1#0	22.67	1	23.67	0.233	2.00	Pass
			RB1#38	22.57	1	23.57	0.228	2.00	Pass
			RB1#74	22.58	1	23.58	0.228	2.00	Pass
			RB36#0	21.3	1	22.30	0.170	2.00	Pass
			RB36#19	21.22	1	22.22	0.167	2.00	Pass
			RB36#39	21.21	1	22.21	0.166	2.00	Pass
			RB75#0	21.26	1	22.26	0.168	2.00	Pass
	HCH	QPSK	RB1#0	22.26	1	23.26	0.212	2.00	Pass

Test BW	Test Channel	Test Mode	Test RB (Size#Offset)	Conducted Output AV Power (dBm)	Antenna Gain (dBi)	EIRP (dBm)	EIRP (W)	Limit (W)	Verdict
LTE BAND41									
			RB1#38	23	1	24.00	0.251	2.00	Pass
			RB1#74	22.41	1	23.41	0.219	2.00	Pass
			RB36#0	22.41	1	23.41	0.219	2.00	Pass
			RB36#19	22.4	1	23.40	0.219	2.00	Pass
			RB36#39	22.36	1	23.36	0.217	2.00	Pass
			RB75#0	22.46	1	23.46	0.222	2.00	Pass
		16-QAM	RB1#0	21.49	1	22.49	0.177	2.00	Pass
			RB1#38	22.26	1	23.26	0.212	2.00	Pass
			RB1#74	21.68	1	22.68	0.185	2.00	Pass
			RB36#0	21.44	1	22.44	0.175	2.00	Pass
			RB36#19	21.43	1	22.43	0.175	2.00	Pass
			RB36#39	21.38	1	22.38	0.173	2.00	Pass
			RB75#0	21.42	1	22.42	0.175	2.00	Pass
20 MHz	LCH	QPSK	RB1#0	23.38	1	24.38	0.274	2.00	Pass
			RB1#50	23.47	1	24.47	0.280	2.00	Pass
			RB1#99	23.44	1	24.44	0.278	2.00	Pass
			RB50#0	22.45	1	23.45	0.221	2.00	Pass
			RB50#25	22.41	1	23.41	0.219	2.00	Pass
			RB50#50	22.41	1	23.41	0.219	2.00	Pass
			RB100#0	22.4	1	23.40	0.219	2.00	Pass
		16-QAM	RB1#0	22.62	1	23.62	0.230	2.00	Pass
			RB1#50	22.73	1	23.73	0.236	2.00	Pass
			RB1#99	22.67	1	23.67	0.233	2.00	Pass
			RB50#0	21.41	1	22.41	0.174	2.00	Pass
			RB50#25	21.4	1	22.40	0.174	2.00	Pass
			RB50#50	21.4	1	22.40	0.174	2.00	Pass
			RB100#0	21.4	1	22.40	0.174	2.00	Pass
	MCH	QPSK	RB1#0	23.27	1	24.27	0.267	2.00	Pass
			RB1#50	23.22	1	24.22	0.264	2.00	Pass
			RB1#99	23.24	1	24.24	0.265	2.00	Pass
			RB50#0	22.36	1	23.36	0.217	2.00	Pass
			RB50#25	22.31	1	23.31	0.214	2.00	Pass
			RB50#50	22.25	1	23.25	0.211	2.00	Pass
			RB100#0	22.3	1	23.30	0.214	2.00	Pass
		16-QAM	RB1#0	22.43	1	23.43	0.220	2.00	Pass
			RB1#50	22.37	1	23.37	0.217	2.00	Pass
			RB1#99	22.38	1	23.38	0.218	2.00	Pass
			RB50#0	21.35	1	22.35	0.172	2.00	Pass

Test BW	Test Channel	Test Mode	Test RB (Size#Offset)	Conducted Output AV Power (dBm)	Antenna Gain (dBi)	EIRP (dBm)	EIRP (W)	Limit (W)	Verdict
LTE BAND41									
			RB50#25	21.28	1	22.28	0.169	2.00	Pass
			RB50#50	21.23	1	22.23	0.167	2.00	Pass
			RB100#0	21.28	1	22.28	0.169	2.00	Pass
	HCH	QPSK	RB1#0	21.42	1	22.42	0.175	2.00	Pass
			RB1#50	23.06	1	24.06	0.255	2.00	Pass
			RB1#99	21.78	1	22.78	0.190	2.00	Pass
			RB50#0	22.44	1	23.44	0.221	2.00	Pass
			RB50#25	22.46	1	23.46	0.222	2.00	Pass
			RB50#50	22.37	1	23.37	0.217	2.00	Pass
			RB100#0	22.45	1	23.45	0.221	2.00	Pass
		16-QAM	RB1#0	20.69	1	21.69	0.148	2.00	Pass
			RB1#50	22.36	1	23.36	0.217	2.00	Pass
			RB1#99	21.08	1	22.08	0.161	2.00	Pass
			RB50#0	21.47	1	22.47	0.177	2.00	Pass
			RB50#25	21.52	1	22.52	0.179	2.00	Pass
			RB50#50	21.39	1	22.39	0.173	2.00	Pass
			RB100#0	21.46	1	22.46	0.176	2.00	Pass

Test BW	Test Channel	Test Mode	Test RB (Size#Offset)	Conducted Output AV Power (dBm)	Antenna Gain (dBi)	EIRP (dBm)	EIRP (W)	Limit (W)	Verdict
LTE BAND48									
5 MHz	LCH	QPSK	RB1#0	21.73	1	22.73	0.187	0.200	Pass
			RB1#13	21.84	1	22.84	0.192	0.200	Pass
			RB1#24	21.76	1	22.76	0.189	0.200	Pass
			RB12#0	20.72	1	21.72	0.149	0.200	Pass
			RB12#6	20.61	1	21.61	0.145	0.200	Pass
			RB12#13	20.58	1	21.58	0.144	0.200	Pass
			RB25#0	20.78	1	21.78	0.151	0.200	Pass
		16-QAM	RB1#0	20.92	1	21.92	0.156	0.200	Pass
			RB1#13	20.75	1	21.75	0.150	0.200	Pass
			RB1#24	20.58	1	21.58	0.144	0.200	Pass
			RB12#0	19.5	1	20.50	0.112	0.200	Pass
			RB12#6	19.15	1	20.15	0.104	0.200	Pass
			RB12#13	18.98	1	19.98	0.100	0.200	Pass
			RB25#0	19.03	1	20.03	0.101	0.200	Pass
	MCH	QPSK	RB1#0	21.67	1	22.67	0.185	0.200	Pass
			RB1#13	21.58	1	22.58	0.181	0.200	Pass
			RB1#24	21.53	1	22.53	0.179	0.200	Pass
			RB12#0	20.71	1	21.71	0.148	0.200	Pass
			RB12#6	20.64	1	21.64	0.146	0.200	Pass
			RB12#13	20.46	1	21.46	0.140	0.200	Pass
			RB25#0	20.46	1	21.46	0.140	0.200	Pass
		16-QAM	RB1#0	20.79	1	21.79	0.151	0.200	Pass
			RB1#13	20.76	1	21.76	0.150	0.200	Pass
			RB1#24	20.84	1	21.84	0.153	0.200	Pass
			RB12#0	19.63	1	20.63	0.116	0.200	Pass
			RB12#6	19.61	1	20.61	0.115	0.200	Pass
			RB12#13	19.56	1	20.56	0.114	0.200	Pass
			RB25#0	19.64	1	20.64	0.116	0.200	Pass
	HCH	QPSK	RB1#0	20.88	1	21.88	0.154	0.200	Pass
			RB1#13	21	1	22.00	0.158	0.200	Pass
			RB1#24	20.91	1	21.91	0.155	0.200	Pass
			RB12#0	19.73	1	20.73	0.118	0.200	Pass
			RB12#6	19.71	1	20.71	0.118	0.200	Pass
			RB12#13	19.72	1	20.72	0.118	0.200	Pass
			RB25#0	19.84	1	20.84	0.121	0.200	Pass
		16-QAM	RB1#0	20.3	1	21.30	0.135	0.200	Pass
			RB1#13	20.36	1	21.36	0.137	0.200	Pass

Test BW	Test Channel	Test Mode	Test RB (Size#Offset)	Conducted Output AV Power (dBm)	Antenna Gain (dBi)	EIRP (dBm)	EIRP (W)	Limit (W)	Verdict
LTE BAND48									
			RB1#24	20.25	1	21.25	0.133	0.200	Pass
			RB12#0	18.76	1	19.76	0.095	0.200	Pass
			RB12#6	18.93	1	19.93	0.098	0.200	Pass
			RB12#13	18.89	1	19.89	0.097	0.200	Pass
			RB25#0	18.75	1	19.75	0.094	0.200	Pass
10 MHz	LCH	QPSK	RB1#0	21.37	1	22.37	0.173	0.200	Pass
			RB1#25	21.51	1	22.51	0.178	0.200	Pass
			RB1#49	21.49	1	22.49	0.177	0.200	Pass
			RB25#0	20.41	1	21.41	0.138	0.200	Pass
			RB25#13	20.39	1	21.39	0.138	0.200	Pass
			RB25#25	20.38	1	21.38	0.137	0.200	Pass
			RB50#0	20.35	1	21.35	0.136	0.200	Pass
		16-QAM	RB1#0	21.03	1	22.03	0.160	0.200	Pass
			RB1#25	20.98	1	21.98	0.158	0.200	Pass
			RB1#49	20.96	1	21.96	0.157	0.200	Pass
			RB25#0	19.79	1	20.79	0.120	0.200	Pass
			RB25#13	19.8	1	20.80	0.120	0.200	Pass
			RB25#25	19.51	1	20.51	0.112	0.200	Pass
			RB50#0	19.62	1	20.62	0.115	0.200	Pass
	MCH	QPSK	RB1#0	21.72	1	22.72	0.187	0.200	Pass
			RB1#25	21.7	1	22.70	0.186	0.200	Pass
			RB1#49	21.7	1	22.70	0.186	0.200	Pass
			RB25#0	20.79	1	21.79	0.151	0.200	Pass
			RB25#13	20.79	1	21.79	0.151	0.200	Pass
			RB25#25	20.67	1	21.67	0.147	0.200	Pass
			RB50#0	20.6	1	21.60	0.145	0.200	Pass
		16-QAM	RB1#0	20.99	1	21.99	0.158	0.200	Pass
			RB1#25	21.13	1	22.13	0.163	0.200	Pass
			RB1#49	21.05	1	22.05	0.160	0.200	Pass
			RB25#0	19.7	1	20.70	0.117	0.200	Pass
			RB25#13	19.67	1	20.67	0.117	0.200	Pass
			RB25#25	19.6	1	20.60	0.115	0.200	Pass
			RB50#0	19.55	1	20.55	0.114	0.200	Pass
	HCH	QPSK	RB1#0	20.99	1	21.99	0.158	0.200	Pass
			RB1#25	21.04	1	22.04	0.160	0.200	Pass
			RB1#49	21.09	1	22.09	0.162	0.200	Pass
			RB25#0	19.79	1	20.79	0.120	0.200	Pass
			RB25#13	19.45	1	20.45	0.111	0.200	Pass

Test BW	Test Channel	Test Mode	Test RB (Size#Offset)	Conducted Output AV Power (dBm)	Antenna Gain (dBi)	EIRP (dBm)	EIRP (W)	Limit (W)	Verdict
LTE BAND48									
			RB25#25	19.29	1	20.29	0.107	0.200	Pass
			RB50#0	19.4	1	20.40	0.110	0.200	Pass
		16-QAM	RB1#0	20.08	1	21.08	0.128	0.200	Pass
			RB1#25	19.74	1	20.74	0.119	0.200	Pass
			RB1#49	19.87	1	20.87	0.122	0.200	Pass
			RB25#0	18.28	1	19.28	0.085	0.200	Pass
			RB25#13	18.21	1	19.21	0.083	0.200	Pass
			RB25#25	18.11	1	19.11	0.081	0.200	Pass
			RB50#0	18.94	1	19.94	0.099	0.200	Pass
15 MHz	LCH	QPSK	RB1#0	21.47	1	22.47	0.177	0.200	Pass
			RB1#38	21.37	1	22.37	0.173	0.200	Pass
			RB1#74	21.62	1	22.62	0.183	0.200	Pass
			RB36#0	20.19	1	21.19	0.132	0.200	Pass
			RB36#19	20.13	1	21.13	0.130	0.200	Pass
			RB36#39	20.12	1	21.12	0.129	0.200	Pass
			RB75#0	20.2	1	21.20	0.132	0.200	Pass
		16-QAM	RB1#0	20.49	1	21.49	0.141	0.200	Pass
			RB1#38	20.46	1	21.46	0.140	0.200	Pass
			RB1#74	20.4	1	21.40	0.138	0.200	Pass
			RB36#0	18.9	1	19.90	0.098	0.200	Pass
			RB36#19	18.83	1	19.83	0.096	0.200	Pass
			RB36#39	18.84	1	19.84	0.096	0.200	Pass
			RB75#0	18.83	1	19.83	0.096	0.200	Pass
	MCH	QPSK	RB1#0	21.22	1	22.22	0.167	0.200	Pass
			RB1#38	21.22	1	22.22	0.167	0.200	Pass
			RB1#74	21.19	1	22.19	0.166	0.200	Pass
			RB36#0	20.1	1	21.10	0.129	0.200	Pass
			RB36#19	20.11	1	21.11	0.129	0.200	Pass
			RB36#39	20.09	1	21.09	0.129	0.200	Pass
			RB75#0	20.1	1	21.10	0.129	0.200	Pass
		16-QAM	RB1#0	20.8	1	21.80	0.151	0.200	Pass
			RB1#38	20.72	1	21.72	0.149	0.200	Pass
			RB1#74	20.77	1	21.77	0.150	0.200	Pass
			RB36#0	19.19	1	20.19	0.104	0.200	Pass
			RB36#19	19.18	1	20.18	0.104	0.200	Pass
			RB36#39	19.15	1	20.15	0.104	0.200	Pass
			RB75#0	19.14	1	20.14	0.103	0.200	Pass
	HCH	QPSK	RB1#0	20.56	1	21.56	0.143	0.200	Pass

Test BW	Test Channel	Test Mode	Test RB (Size#Offset)	Conducted Output AV Power (dBm)	Antenna Gain (dBi)	EIRP (dBm)	EIRP (W)	Limit (W)	Verdict
LTE BAND48									
			RB1#38	20.56	1	21.56	0.143	0.200	Pass
			RB1#74	20.69	1	21.69	0.148	0.200	Pass
			RB36#0	19.52	1	20.52	0.113	0.200	Pass
			RB36#19	19.54	1	20.54	0.113	0.200	Pass
			RB36#39	19.54	1	20.54	0.113	0.200	Pass
			RB75#0	19.47	1	20.47	0.111	0.200	Pass
		16-QAM	RB1#0	19.8	1	20.80	0.120	0.200	Pass
			RB1#38	19.84	1	20.84	0.121	0.200	Pass
			RB1#74	19.89	1	20.89	0.123	0.200	Pass
			RB36#0	18.47	1	19.47	0.089	0.200	Pass
			RB36#19	18.52	1	19.52	0.090	0.200	Pass
			RB36#39	18.48	1	19.48	0.089	0.200	Pass
			RB75#0	18.45	1	19.45	0.088	0.200	Pass
20 MHz	LCH	QPSK	RB1#0	21.24	1	22.24	0.167	0.200	Pass
			RB1#50	21.17	1	22.17	0.165	0.200	Pass
			RB1#99	21.17	1	22.17	0.165	0.200	Pass
			RB50#0	20.09	1	21.09	0.129	0.200	Pass
			RB50#25	20.11	1	21.11	0.129	0.200	Pass
			RB50#50	20.1	1	21.10	0.129	0.200	Pass
			RB100#0	20.15	1	21.15	0.130	0.200	Pass
		16-QAM	RB1#0	20.47	1	21.47	0.140	0.200	Pass
			RB1#50	20.4	1	21.40	0.138	0.200	Pass
			RB1#99	20.44	1	21.44	0.139	0.200	Pass
			RB50#0	19.03	1	20.03	0.101	0.200	Pass
			RB50#25	19.03	1	20.03	0.101	0.200	Pass
			RB50#50	19.08	1	20.08	0.102	0.200	Pass
			RB100#0	19.13	1	20.13	0.103	0.200	Pass
	MCH	QPSK	RB1#0	21.15	1	22.15	0.164	0.200	Pass
			RB1#50	21.1	1	22.10	0.162	0.200	Pass
			RB1#99	21.07	1	22.07	0.161	0.200	Pass
			RB50#0	20.06	1	21.06	0.128	0.200	Pass
			RB50#25	20.08	1	21.08	0.128	0.200	Pass
			RB50#50	20.03	1	21.03	0.127	0.200	Pass
			RB100#0	20.06	1	21.06	0.128	0.200	Pass
		16-QAM	RB1#0	20.33	1	21.33	0.136	0.200	Pass
			RB1#50	20.29	1	21.29	0.135	0.200	Pass
			RB1#99	20.23	1	21.23	0.133	0.200	Pass
			RB50#0	19.02	1	20.02	0.100	0.200	Pass

Test BW	Test Channel	Test Mode	Test RB (Size#Offset)	Conducted Output AV Power (dBm)	Antenna Gain (dBi)	EIRP (dBm)	EIRP (W)	Limit (W)	Verdict
LTE BAND48									
			RB50#25	19.06	1	20.06	0.101	0.200	Pass
			RB50#50	18.97	1	19.97	0.099	0.200	Pass
			RB100#0	18.98	1	19.98	0.100	0.200	Pass
	HCH	QPSK	RB1#0	20.76	1	21.76	0.150	0.200	Pass
			RB1#50	20.56	1	21.56	0.143	0.200	Pass
			RB1#99	20.7	1	21.70	0.148	0.200	Pass
			RB50#0	19.52	1	20.52	0.113	0.200	Pass
			RB50#25	19.45	1	20.45	0.111	0.200	Pass
			RB50#50	19.45	1	20.45	0.111	0.200	Pass
			RB100#0	19.57	1	20.57	0.114	0.200	Pass
		16-QAM	RB1#0	20.02	1	21.02	0.126	0.200	Pass
			RB1#50	19.84	1	20.84	0.121	0.200	Pass
			RB1#99	19.92	1	20.92	0.124	0.200	Pass
			RB50#0	18.55	1	19.55	0.090	0.200	Pass
			RB50#25	18.44	1	19.44	0.088	0.200	Pass
			RB50#50	18.44	1	19.44	0.088	0.200	Pass
			RB100#0	18.52	1	19.52	0.090	0.200	Pass

A.2 Peak to Average Ratio

Note 1: Test plots please refer to the document “Annex No.:BL-SZ2290772-501 Data Part 1.pdf”.

WCDMA Mode Test Data

Test Band	Test Channel	Peak to Average Ratio (dB)	Limit (dB)	Refer to Plot[Note1]	Verdict
Band 2	LCH	2.95	13	1.1	Pass
	MCH	2.95	13	1.2	Pass
	HCH	2.95	13	1.3	Pass
Band 4	LCH	3	13	2.1	Pass
	MCH	2.95	13	2.2	Pass
	HCH	3.05	13	2.3	Pass
Band 5	LCH	2.95	13	3.1	Pass
	MCH	3	13	3.2	Pass
	HCH	3.05	13	3.3	Pass

LTE Mode Test Data

Test Band	Test Band width	Test Channel	Test Mode	Test RB (Size#Offset)	Peak to Average Ratio (dB)	Limit (dB)	Refer to Plot[Note1]	Verdict
LTE Band 2	20 MHz	LCH	QPSK	RB1#0	4.83	13	4.1	Pass
				RB100#0	5.67	13	4.2	Pass
			16-QAM	RB1#0	5.81	13	4.3	Pass
				RB100#0	6.52	13	4.4	Pass
		MCH	QPSK	RB1#0	5.44	13	4.5	Pass
				RB100#0	5.53	13	4.6	Pass
			16-QAM	RB1#0	6.33	13	4.7	Pass
				RB100#0	6.37	13	4.8	Pass
		HCH	QPSK	RB1#0	5.34	13	4.9	Pass
				RB100#0	5.53	13	4.10	Pass
			16-QAM	RB1#0	6.28	13	4.11	Pass
				RB100#0	6.37	13	4.12	Pass
LTE Band 4	20 MHz	LCH	QPSK	RB1#0	5.16	13	5.1	Pass
				RB100#0	5.3	13	5.2	Pass
			16-QAM	RB1#0	6.19	13	5.3	Pass
				RB100#0	6.09	13	5.4	Pass
		MCH	QPSK	RB1#0	4.83	13	5.5	Pass
				RB100#0	5.53	13	5.6	Pass
			16-QAM	RB1#0	5.53	13	5.7	Pass
				RB100#0	6.37	13	5.8	Pass
		HCH	QPSK	RB1#0	5.34	13	5.9	Pass
				RB100#0	5.53	13	5.10	Pass
			16-QAM	RB1#0	6.28	13	5.11	Pass
				RB100#0	6.33	13	5.12	Pass
LTE Band 5	10 MHz	LCH	QPSK	RB1#0	4.73	13	6.1	Pass
				RB50#0	5.39	13	6.2	Pass
			16-QAM	RB1#0	5.53	13	6.3	Pass
				RB50#0	6.19	13	6.4	Pass
		MCH	QPSK	RB1#0	4.69	13	6.5	Pass
				RB50#0	5.34	13	6.6	Pass
			16-QAM	RB1#0	5.62	13	6.7	Pass
				RB50#0	6.14	13	6.8	Pass
		HCH	QPSK	RB1#0	4.64	13	6.9	Pass
				RB50#0	5.3	13	6.10	Pass
			16-QAM	RB1#0	5.44	13	6.11	Pass
				RB50#0	6.09	13	6.12	Pass
LTE Band 7	20 MHz	LCH	QPSK	RB1#0	4.12	13	7.1	Pass
				RB100#0	5.3	13	7.2	Pass

Test Band	Test Band width	Test Channel	Test Mode	Test RB (Size#Offset)	Peak to Average Ratio (dB)	Limit (dB)	Refer to Plot[Note1]	Verdict
			16-QAM	RB1#0	4.83	13	7.3	Pass
				RB100#0	6.05	13	7.4	Pass
		MCH	QPSK	RB1#0	4.5	13	7.5	Pass
				RB100#0	5.02	13	7.6	Pass
			16-QAM	RB1#0	5.44	13	7.7	Pass
				RB100#0	5.81	13	7.8	Pass
		HCH	QPSK	RB1#0	4.78	13	7.9	Pass
				RB100#0	5.3	13	7.10	Pass
			16-QAM	RB1#0	5.67	13	7.11	Pass
				RB100#0	6.09	13	7.12	Pass
LTE Band 12	10 MHz	LCH	QPSK	RB1#0	4.59	13	8.1	Pass
				RB50#0	5.39	13	8.2	Pass
			16-QAM	RB1#0	5.39	13	8.3	Pass
				RB50#0	6.14	13	8.4	Pass
		MCH	QPSK	RB1#0	4.59	13	8.5	Pass
				RB50#0	5.3	13	8.6	Pass
			16-QAM	RB1#0	5.53	13	8.7	Pass
				RB50#0	6.09	13	8.8	Pass
		HCH	QPSK	RB1#0	4.5	13	8.9	Pass
				RB50#0	5.25	13	8.10	Pass
			16-QAM	RB1#0	5.25	13	8.11	Pass
				RB50#0	6.05	13	8.12	Pass
LTE Band 13	10 MHz	LCH	QPSK	RB1#0	4.41	13	9.1	Pass
				RB50#0	5.2	13	9.2	Pass
			16-QAM	RB1#0	5.16	13	9.3	Pass
				RB50#0	6	13	9.4	Pass
LTE Band 14	10 MHz	LCH	QPSK	RB1#0	4.59	13	10.1	Pass
				RB50#0	5.3	13	10.2	Pass
			16-QAM	RB1#0	5.39	13	10.3	Pass
				RB50#0	6.05	13	10.4	Pass
LTE Band 17	10 MHz	LCH	QPSK	RB1#0	4.64	13	11.1	Pass
				RB50#0	5.34	13	11.2	Pass
			16-QAM	RB1#0	5.39	13	11.3	Pass
				RB50#0	6.14	13	11.4	Pass
		MCH	QPSK	RB1#0	4.64	13	11.5	Pass
				RB50#0	5.3	13	11.6	Pass
			16-QAM	RB1#0	5.58	13	11.7	Pass
				RB50#0	6.14	13	11.8	Pass
		HCH	QPSK	RB1#0	4.55	13	11.9	Pass

Test Band	Test Band width	Test Channel	Test Mode	Test RB (Size#Offset)	Peak to Average Ratio (dB)	Limit (dB)	Refer to Plot[Note1]	Verdict
				RB50#0	5.25	13	11.10	Pass
			16-QAM	RB1#0	5.39	13	11.11	Pass
				RB50#0	6.09	13	11.12	Pass
LTE Band 18 (824-830MHz)	5 MHz	LCH	QPSK	RB1#0	4.69	13	12.1	Pass
				RB25#0	5.25	13	12.2	Pass
			16-QAM	RB1#0	5.53	13	12.3	Pass
				RB25#0	6	13	12.4	Pass
		MCH	QPSK	RB1#0	4.64	13	12.5	Pass
				RB25#0	5.25	13	12.6	Pass
			16-QAM	RB1#0	5.34	13	12.7	Pass
				RB25#0	6.05	13	12.8	Pass
LTE Band 18 (815-824MHz)	5 MHz	LCH	QPSK	RB1#0	4.64	13	13.1	Pass
				RB25#0	5.39	13	13.2	Pass
			16-QAM	RB1#0	5.3	13	13.3	Pass
				RB25#0	6.14	13	13.4	Pass
		MCH	QPSK	RB1#0	4.83	13	13.5	Pass
				RB25#0	5.34	13	13.6	Pass
			16-QAM	RB1#0	5.48	13	13.7	Pass
				RB25#0	6.14	13	13.8	Pass
LTE Band 19	15 MHz	MCH	QPSK	RB1#0	4.87	13	14.1	Pass
				RB75#0	5.58	13	14.2	Pass
			16-QAM	RB1#0	5.62	13	14.3	Pass
				RB75#0	6.19	13	14.4	Pass
LTE Band 25	20 MHz	LCH	QPSK	RB1#0	4.97	13	15.1	Pass
				RB100#0	5.58	13	15.2	Pass
			16-QAM	RB1#0	5.67	13	15.3	Pass
				RB100#0	6.42	13	15.4	Pass
		MCH	QPSK	RB1#0	5.2	13	15.5	Pass
				RB100#0	5.58	13	15.6	Pass
			16-QAM	RB1#0	6.14	13	15.7	Pass
				RB100#0	6.37	13	15.8	Pass
		HCH	QPSK	RB1#0	5.25	13	15.9	Pass
				RB100#0	5.53	13	15.10	Pass
			16-QAM	RB1#0	6.19	13	15.11	Pass
				RB100#0	6.28	13	15.12	Pass
LTE Band 26 (824-849MHz)	15 MHz	LCH	QPSK	RB1#0	4.69	13	16.1	Pass
				RB75#0	5.48	13	16.2	Pass
			16-QAM	RB1#0	5.48	13	16.3	Pass
				RB75#0	6.19	13	16.4	Pass

Test Band	Test Band width	Test Channel	Test Mode	Test RB (Size#Offset)	Peak to Average Ratio (dB)	Limit (dB)	Refer to Plot[Note1]	Verdict
		MCH	QPSK	RB1#0	4.87	13	16.5	Pass
				RB75#0	5.44	13	16.6	Pass
			16-QAM	RB1#0	5.81	13	16.7	Pass
				RB75#0	6.14	13	16.8	Pass
		HCH	QPSK	RB1#0	4.87	13	16.9	Pass
				RB75#0	5.39	13	16.10	Pass
			16-QAM	RB1#0	5.67	13	16.11	Pass
				RB75#0	6	13	16.12	Pass
LTE Band 26 (814-824MHz)	10 MHz	MCH	QPSK	RB1#0	4.83	13	17.1	Pass
				RB50#0	5.39	13	17.2	Pass
			16-QAM	RB1#0	5.62	13	17.3	Pass
				RB50#0	6.19	13	17.4	Pass
LTE Band 30	10 MHz	MCH	QPSK	RB1#0	4.22	13	18.1	Pass
				RB50#0	5.16	13	18.2	Pass
			16-QAM	RB1#0	5.02	13	18.3	Pass
				RB50#0	5.91	13	18.4	Pass
LTE Band 66	20 MHz	LCH	QPSK	RB1#0	5.16	13	19.1	Pass
				RB100#0	5.34	13	19.2	Pass
			16-QAM	RB1#0	5.86	13	19.3	Pass
				RB100#0	6.23	13	19.4	Pass
		MCH	QPSK	RB1#0	5.39	13	19.5	Pass
				RB100#0	5.53	13	19.6	Pass
			16-QAM	RB1#0	6.28	13	19.7	Pass
				RB100#0	6.33	13	19.8	Pass
		HCH	QPSK	RB1#0	5.2	13	19.9	Pass
				RB100#0	5.67	13	19.10	Pass
			16-QAM	RB1#0	6.14	13	19.11	Pass
				RB100#0	6.37	13	19.12	Pass
LTE Band 38	20 MHz	LCH	QPSK	RB1#0	8.62	13	20.1	Pass
				RB100#0	8.95	13	20.2	Pass
			16-QAM	RB1#0	9.28	13	20.3	Pass
				RB100#0	9.7	13	20.4	Pass
		MCH	QPSK	RB1#0	8.3	13	20.5	Pass
				RB100#0	8.91	13	20.6	Pass
			16-QAM	RB1#0	9	13	20.7	Pass
				RB100#0	9.61	13	20.8	Pass
		HCH	QPSK	RB1#0	8.34	13	20.9	Pass
				RB100#0	8.91	13	20.10	Pass
			16-QAM	RB1#0	9.14	13	20.11	Pass

Test Band	Test Band width	Test Channel	Test Mode	Test RB (Size#Offset)	Peak to Average Ratio (dB)	Limit (dB)	Refer to Plot[Note1]	Verdict
				RB100#0	9.56	13	20.12	Pass
LTE Band40 (2305-2315MHz)	10 MHz	MCH	QPSK	RB1#0	8.53	13	21.1	Pass
				RB50#0	8.86	13	21.2	Pass
			16-QAM	RB1#0	9.28	13	21.3	Pass
				RB50#0	9.61	13	21.4	Pass
LTE Band40 (2350-2360MHz)	10 MHz	MCH	QPSK	RB1#0	8.62	13	22.1	Pass
				RB50#0	9.23	13	22.2	Pass
			16-QAM	RB1#0	9.37	13	22.3	Pass
				RB50#0	9.84	13	22.4	Pass
LTE Band 41	20 MHz	LCH	QPSK	RB1#0	8.3	13	23.1	Pass
				RB100#0	8.91	13	23.2	Pass
			16-QAM	RB1#0	9.05	13	23.3	Pass
				RB100#0	9.66	13	23.4	Pass
		MCH	QPSK	RB1#0	8.44	13	23.5	Pass
				RB100#0	8.91	13	23.6	Pass
			16-QAM	RB1#0	9.23	13	23.7	Pass
				RB100#0	9.56	13	23.8	Pass
		HCH	QPSK	RB1#0	9.05	13	23.9	Pass
				RB100#0	8.95	13	23.10	Pass
			16-QAM	RB1#0	9.66	13	23.11	Pass
				RB100#0	9.66	13	23.12	Pass
LTE Band 48	20 MHz	LCH	QPSK	RB1#0	8.53	13	24.1	Pass
				RB100#0	9.05	13	24.2	Pass
			16-QAM	RB1#0	9.23	13	24.3	Pass
				RB100#0	9.75	13	24.4	Pass
		MCH	QPSK	RB1#0	8.58	13	24.5	Pass
				RB100#0	9	13	24.6	Pass
			16-QAM	RB1#0	9.33	13	24.7	Pass
				RB100#0	9.7	13	24.8	Pass
		HCH	QPSK	RB1#0	8.67	13	24.9	Pass
				RB100#0	9.09	13	24.10	Pass
			16-QAM	RB1#0	9.37	13	24.11	Pass
				RB100#0	9.7	13	24.12	Pass

A.3 Occupied Bandwidth

Note 1: All modes were tested, but only the typical data were reported in this report.

Note 2: Test plots please refer to the document “Annex No.:BL-SZ2290772-501 Data Part 2.pdf”.

WCDMA Mode Test Data

Test Band	Test Channel	Measured 99% Occupied Bandwidth (MHz)	Measured -26 dB Occupied Bandwidth (MHz)	Refer to Plot[Note2]
WCDMA Band 2	LCH	4.118	4.716	1.1
	MCH	4.118	4.712	1.2
	HCH	4.119	4.712	1.3
WCDMA Band 4	LCH	4.118	4.72	2.1
	MCH	4.12	4.715	2.2
	HCH	4.115	4.709	2.3
WCDMA Band 5	LCH	4.124	4.722	3.1
	MCH	4.127	4.715	3.2
	HCH	4.117	4.717	3.3

LTE Mode Test Data

Test Band	Test Bandwidth	Test Channel	Test Mode	Test RB (Size#Offset)	Measured 99% Occupied Bandwidth (MHz)	Measured -26 dB Occupied Bandwidth (MHz)	Refer to Plot[Note2]
Band 2	1.4 MHz	LCH	QPSK	RB6#0	1.087	1.22	4.1
			16-QAM	RB6#0	1.086	1.227	4.2
		MCH	QPSK	RB6#0	1.083	1.239	4.3
			16-QAM	RB6#0	1.09	1.243	4.4
		HCH	QPSK	RB6#0	1.087	1.235	4.5
			16-QAM	RB6#0	1.083	1.222	4.6
	3 MHz	LCH	QPSK	RB15#0	2.704	3.01	4.7
			16-QAM	RB15#0	2.696	3.005	4.8
		MCH	QPSK	RB15#0	2.702	3.015	4.9
			16-QAM	RB15#0	2.699	3.01	4.10
		HCH	QPSK	RB15#0	2.698	2.997	4.11
			16-QAM	RB15#0	2.702	3.011	4.12
	5 MHz	LCH	QPSK	RB25#0	4.498	4.962	4.13
			16-QAM	RB25#0	4.503	4.974	4.14
		MCH	QPSK	RB25#0	4.517	4.989	4.15
			16-QAM	RB25#0	4.498	4.95	4.16
		HCH	QPSK	RB25#0	4.497	4.963	4.17
			16-QAM	RB25#0	4.51	4.986	4.18
	10 MHz	LCH	QPSK	RB50#0	8.974	9.874	4.19
			16-QAM	RB50#0	8.97	9.801	4.20
		MCH	QPSK	RB50#0	8.982	9.88	4.21
			16-QAM	RB50#0	8.962	9.782	4.22
		HCH	QPSK	RB50#0	8.944	9.781	4.23
			16-QAM	RB50#0	8.957	9.816	4.24
	15 MHz	LCH	QPSK	RB75#0	13.448	14.774	4.25
			16-QAM	RB75#0	13.468	14.691	4.26
		MCH	QPSK	RB75#0	13.443	14.79	4.27
			16-QAM	RB75#0	13.468	14.67	4.28
		HCH	QPSK	RB75#0	13.425	14.711	4.29
			16-QAM	RB75#0	13.429	14.682	4.30
	20 MHz	LCH	QPSK	RB100#0	17.922	19.488	4.31
			16-QAM	RB100#0	17.926	19.477	4.32
		MCH	QPSK	RB100#0	17.9	19.426	4.33
			16-QAM	RB100#0	17.89	19.463	4.34
		HCH	QPSK	RB100#0	17.925	19.595	4.35
			16-QAM	RB100#0	17.897	19.551	4.36

Test Band	Test Bandwidth	Test Channel	Test Mode	Test RB (Size#Offset)	Measured 99% Occupied Bandwidth (MHz)	Measured -26 dB Occupied Bandwidth (MHz)	Refer to Plot[Note2]
Band 4	1.4 MHz	LCH	QPSK	RB6#0	1.084	1.229	5.1
			16-QAM	RB6#0	1.087	1.229	5.2
		MCH	QPSK	RB6#0	1.087	1.232	5.3
			16-QAM	RB6#0	1.085	1.222	5.4
		HCH	QPSK	RB6#0	1.091	1.223	5.5
			16-QAM	RB6#0	1.088	1.226	5.6
	3 MHz	LCH	QPSK	RB15#0	2.701	3.007	5.7
			16-QAM	RB15#0	2.697	3.009	5.8
		MCH	QPSK	RB15#0	2.705	2.999	5.9
			16-QAM	RB15#0	2.703	3.016	5.10
		HCH	QPSK	RB15#0	2.709	2.987	5.11
			16-QAM	RB15#0	2.699	3.009	5.12
	5 MHz	LCH	QPSK	RB25#0	4.491	4.962	5.13
			16-QAM	RB25#0	4.508	4.978	5.14
		MCH	QPSK	RB25#0	4.519	4.996	5.15
			16-QAM	RB25#0	4.498	4.959	5.16
		HCH	QPSK	RB25#0	4.498	4.984	5.17
			16-QAM	RB25#0	4.51	4.984	5.18
	10 MHz	LCH	QPSK	RB50#0	8.961	9.833	5.19
			16-QAM	RB50#0	8.945	9.815	5.20
		MCH	QPSK	RB50#0	8.981	9.875	5.21
			16-QAM	RB50#0	8.973	9.808	5.22
		HCH	QPSK	RB50#0	8.946	9.833	5.23
			16-QAM	RB50#0	8.956	9.799	5.24
	15 MHz	LCH	QPSK	RB75#0	13.413	14.614	5.25
			16-QAM	RB75#0	13.412	14.667	5.26
		MCH	QPSK	RB75#0	13.45	14.705	5.27
			16-QAM	RB75#0	13.465	14.705	5.28
		HCH	QPSK	RB75#0	13.409	14.637	5.29
			16-QAM	RB75#0	13.428	14.639	5.30
	20 MHz	LCH	QPSK	RB100#0	17.887	19.558	5.31
			16-QAM	RB100#0	17.861	19.466	5.32
		MCH	QPSK	RB100#0	17.928	19.402	5.33
			16-QAM	RB100#0	17.963	19.482	5.34
		HCH	QPSK	RB100#0	17.903	19.4	5.35
			16-QAM	RB100#0	17.891	19.502	5.36

Test Band	Test Bandwidth	Test Channel	Test Mode	Test RB (Size#Offset)	Measured 99% Occupied Bandwidth (MHz)	Measured -26 dB Occupied Bandwidth (MHz)	Refer to Plot[Note2]
Band 5	1.4 MHz	LCH	QPSK	RB6#0	1.084	1.229	6.1
			16-QAM	RB6#0	1.088	1.226	6.2
		MCH	QPSK	RB6#0	1.086	1.237	6.3
			16-QAM	RB6#0	1.082	1.222	6.4
		HCH	QPSK	RB6#0	1.091	1.223	6.5
			16-QAM	RB6#0	1.088	1.227	6.6
	3 MHz	LCH	QPSK	RB15#0	2.707	2.991	6.7
			16-QAM	RB15#0	2.698	3.006	6.8
		MCH	QPSK	RB15#0	2.702	3.03	6.9
			16-QAM	RB15#0	2.703	3.024	6.10
		HCH	QPSK	RB15#0	2.71	3	6.11
			16-QAM	RB15#0	2.696	2.999	6.12
	5 MHz	LCH	QPSK	RB25#0	4.496	4.947	6.13
			16-QAM	RB25#0	4.506	4.985	6.14
		MCH	QPSK	RB25#0	4.503	4.971	6.15
			16-QAM	RB25#0	4.5	4.956	6.16
		HCH	QPSK	RB25#0	4.496	4.97	6.17
			16-QAM	RB25#0	4.507	4.97	6.18
	10 MHz	LCH	QPSK	RB50#0	8.975	9.9	6.19
			16-QAM	RB50#0	8.956	9.795	6.20
		MCH	QPSK	RB50#0	8.944	9.755	6.21
			16-QAM	RB50#0	8.956	9.771	6.22
		HCH	QPSK	RB50#0	8.951	9.825	6.23
			16-QAM	RB50#0	8.945	9.856	6.24

Test Band	Test Bandwidth	Test Channel	Test Mode	Test RB (Size#Offset)	Measured 99% Occupied Bandwidth (MHz)	Measured -26 dB Occupied Bandwidth (MHz)	Refer to Plot[Note2]
Band 7	5 MHz	LCH	QPSK	RB25#0	4.507	4.978	7.1
			16-QAM	RB25#0	4.501	4.954	7.2
		MCH	QPSK	RB25#0	4.495	4.998	7.3
			16-QAM	RB25#0	4.493	4.957	7.4
		HCH	QPSK	RB25#0	4.493	4.971	7.5
			16-QAM	RB25#0	4.505	4.961	7.6
	10 MHz	LCH	QPSK	RB50#0	8.979	9.934	7.7
			16-QAM	RB50#0	8.967	9.758	7.8
		MCH	QPSK	RB50#0	8.948	9.827	7.9
			16-QAM	RB50#0	8.958	9.788	7.10
		HCH	QPSK	RB50#0	8.945	9.855	7.11
			16-QAM	RB50#0	8.963	9.825	7.12
	15 MHz	LCH	QPSK	RB75#0	13.434	14.691	7.13
			16-QAM	RB75#0	13.436	14.659	7.14
		MCH	QPSK	RB75#0	13.4	14.619	7.15
			16-QAM	RB75#0	13.423	14.693	7.16
		HCH	QPSK	RB75#0	13.421	14.795	7.17
			16-QAM	RB75#0	13.448	14.752	7.18
	20 MHz	LCH	QPSK	RB100#0	17.909	19.393	7.19
			16-QAM	RB100#0	17.93	19.443	7.20
		MCH	QPSK	RB100#0	17.835	19.424	7.21
			16-QAM	RB100#0	17.874	19.495	7.22
		HCH	QPSK	RB100#0	17.907	19.582	7.23
			16-QAM	RB100#0	17.909	19.537	7.24

Test Band	Test Bandwidth	Test Channel	Test Mode	Test RB (Size#Offset)	Measured 99% Occupied Bandwidth (MHz)	Measured -26 dB Occupied Bandwidth (MHz)	Refer to Plot[Note2]
Band 12	1.4 MHz	LCH	QPSK	RB6#0	1.084	1.226	8.1
			16-QAM	RB6#0	1.088	1.234	8.2
		MCH	QPSK	RB6#0	1.087	1.235	8.3
			16-QAM	RB6#0	1.085	1.223	8.4
		HCH	QPSK	RB6#0	1.087	1.224	8.5
			16-QAM	RB6#0	1.09	1.229	8.6
	3 MHz	LCH	QPSK	RB15#0	2.699	3.015	8.7
			16-QAM	RB15#0	2.702	3.012	8.8
		MCH	QPSK	RB15#0	2.704	2.991	8.9
			16-QAM	RB15#0	2.7	3.006	8.10
		HCH	QPSK	RB15#0	2.708	3.001	8.11
			16-QAM	RB15#0	2.699	3.029	8.12
	5 MHz	LCH	QPSK	RB25#0	4.503	4.978	8.13
			16-QAM	RB25#0	4.499	4.978	8.14
		MCH	QPSK	RB25#0	4.499	4.974	8.15
			16-QAM	RB25#0	4.505	4.967	8.16
		HCH	QPSK	RB25#0	4.497	4.947	8.17
			16-QAM	RB25#0	4.503	4.971	8.18
	10 MHz	LCH	QPSK	RB50#0	8.973	9.877	8.19
			16-QAM	RB50#0	8.956	9.795	8.20
		MCH	QPSK	RB50#0	8.945	9.772	8.21
			16-QAM	RB50#0	8.957	9.807	8.22
		HCH	QPSK	RB50#0	8.955	9.781	8.23
			16-QAM	RB50#0	8.942	9.828	8.24

Test Band	Test Bandwidth	Test Channel	Test Mode	Test RB (Size#Offset)	Measured 99% Occupied Bandwidth (MHz)	Measured -26 dB Occupied Bandwidth (MHz)	Refer to Plot[Note2]
Band 13	5 MHz	LCH	QPSK	RB25#0	4.493	4.963	9.1
			16-QAM	RB25#0	4.487	4.912	9.2
		MCH	QPSK	RB25#0	4.499	4.983	9.3
			16-QAM	RB25#0	4.505	4.964	9.4
		HCH	QPSK	RB25#0	4.497	4.952	9.5
			16-QAM	RB25#0	4.509	5.003	9.6
	10 MHz	LCH	QPSK	RB50#0	8.939	9.816	9.7
			16-QAM	RB50#0	8.93	9.754	9.8

Test Band	Test Bandwidth	Test Channel	Test Mode	Test RB (Size#Offset)	Measured 99% Occupied Bandwidth (MHz)	Measured -26 dB Occupied Bandwidth (MHz)	Refer to Plot[Note2]
Band 14	5 MHz	LCH	QPSK	RB25#0	4.501	4.932	10.1
			16-QAM	RB25#0	4.506	4.981	10.2
		MCH	QPSK	RB25#0	4.506	4.993	10.3
			16-QAM	RB25#0	4.491	4.955	10.4
		HCH	QPSK	RB25#0	4.498	4.993	10.5
			16-QAM	RB25#0	4.51	4.968	10.6
	10 MHz	LCH	QPSK	RB50#0	8.98	9.889	10.7
			16-QAM	RB50#0	8.95	9.816	10.8

Test Band	Test Bandwidth	Test Channel	Test Mode	Test RB (Size#Offset)	Measured 99% Occupied Bandwidth (MHz)	Measured -26 dB Occupied Bandwidth (MHz)	Refer to Plot[Note2]
Band 17	5 MHz	LCH	QPSK	RB25#0	4.507	4.991	11.1
			16-QAM	RB25#0	4.5	4.946	11.2
		MCH	QPSK	RB25#0	4.492	4.978	11.3
			16-QAM	RB25#0	4.507	4.969	11.4
		HCH	QPSK	RB25#0	4.493	4.967	11.5
			16-QAM	RB25#0	4.51	4.974	11.6
	10 MHz	LCH	QPSK	RB50#0	8.959	9.808	11.7
			16-QAM	RB50#0	8.942	9.79	11.8
		MCH	QPSK	RB50#0	8.937	9.791	11.9
			16-QAM	RB50#0	8.952	9.751	11.10
		HCH	QPSK	RB50#0	8.95	9.794	11.11
			16-QAM	RB50#0	8.937	9.802	11.12

Test Band	Test Bandwidth	Test Channel	Test Mode	Test RB (Size#Offset)	Measured 99% Occupied Bandwidth (MHz)	Measured -26 dB Occupied Bandwidth (MHz)	Refer to Plot[Note2]
Band 18 (824-830MHz)	5 MHz	LCH	QPSK	RB25#0	4.511	4.977	12.1
			16-QAM	RB25#0	4.497	4.924	12.2
		MCH	QPSK	RB25#0	4.499	4.97	12.3
			16-QAM	RB25#0	4.506	4.992	12.4
		HCH	QPSK	RB25#0	4.497	4.95	12.5
			16-QAM	RB25#0	4.506	4.98	12.6

Test Band	Test Bandwidth	Test Channel	Test Mode	Test RB (Size#Offset)	Measured 99% Occupied Bandwidth (MHz)	Measured -26 dB Occupied Bandwidth (MHz)	Refer to Plot[Note2]
Band 18 (815-824MHz)	5 MHz	LCH	QPSK	RB25#0	4.496	4.962	13.1
			16-QAM	RB25#0	4.513	4.99	13.2
		MCH	QPSK	RB25#0	4.505	4.982	13.3
			16-QAM	RB25#0	4.498	4.963	13.4
		HCH	QPSK	RB25#0	4.495	4.955	13.5
			16-QAM	RB25#0	4.513	4.978	13.6

Test Band	Test Bandwidth	Test Channel	Test Mode	Test RB (Size#Offset)	Measured 99% Occupied Bandwidth (MHz)	Measured -26 dB Occupied Bandwidth (MHz)	Refer to Plot[Note2]
Band 19	5 MHz	LCH	QPSK	RB25#0	4.509	4.968	14.1
			16-QAM	RB25#0	4.51	4.978	14.2
		MCH	QPSK	RB25#0	4.493	4.961	14.3
			16-QAM	RB25#0	4.508	4.992	14.4
		HCH	QPSK	RB25#0	4.504	4.982	14.5
			16-QAM	RB25#0	4.5	4.932	14.6
	10 MHz	LCH	QPSK	RB50#0	8.968	9.878	14.7
			16-QAM	RB50#0	8.963	9.823	14.8
		MCH	QPSK	RB50#0	8.965	9.922	14.9
			16-QAM	RB50#0	8.955	9.799	14.10
		HCH	QPSK	RB50#0	8.953	9.867	14.11
			16-QAM	RB50#0	8.948	9.784	14.12
	15 MHz	MCH	QPSK	RB75#0	13.428	14.668	14.13
			16-QAM	RB75#0	13.451	14.673	14.14

Test Band	Test Bandwidth	Test Channel	Test Mode	Test RB (Size#Offset)	Measured 99% Occupied Bandwidth (MHz)	Measured -26 dB Occupied Bandwidth (MHz)	Refer to Plot[Note2]
Band 25	1.4 MHz	LCH	QPSK	RB6#0	1.084	1.232	15.1
			16-QAM	RB6#0	1.088	1.226	15.2
		MCH	QPSK	RB6#0	1.084	1.23	15.3
			16-QAM	RB6#0	1.082	1.219	15.4
		HCH	QPSK	RB6#0	1.091	1.224	15.5
			16-QAM	RB6#0	1.088	1.236	15.6
	3 MHz	LCH	QPSK	RB15#0	2.703	2.999	15.7
			16-QAM	RB15#0	2.701	2.988	15.8
		MCH	QPSK	RB15#0	2.709	2.991	15.9
			16-QAM	RB15#0	2.7	3.015	15.10
		HCH	QPSK	RB15#0	2.702	3.006	15.11
			16-QAM	RB15#0	2.696	3.011	15.12
	5 MHz	LCH	QPSK	RB25#0	4.509	4.98	15.13
			16-QAM	RB25#0	4.499	4.95	15.14
		MCH	QPSK	RB25#0	4.502	4.978	15.15
			16-QAM	RB25#0	4.517	4.977	15.16
		HCH	QPSK	RB25#0	4.493	4.952	15.17
			16-QAM	RB25#0	4.498	4.965	15.18
	10 MHz	LCH	QPSK	RB50#0	8.99	9.881	15.19
			16-QAM	RB50#0	8.974	9.838	15.20
		MCH	QPSK	RB50#0	8.954	9.822	15.21
			16-QAM	RB50#0	8.956	9.788	15.22
		HCH	QPSK	RB50#0	8.973	9.834	15.23
			16-QAM	RB50#0	8.972	9.846	15.24
	15 MHz	LCH	QPSK	RB75#0	13.462	14.764	15.25
			16-QAM	RB75#0	13.445	14.694	15.26
		MCH	QPSK	RB75#0	13.408	14.655	15.27
			16-QAM	RB75#0	13.433	14.695	15.28
		HCH	QPSK	RB75#0	13.447	14.673	15.29
			16-QAM	RB75#0	13.468	14.661	15.30
	20 MHz	LCH	QPSK	RB100#0	17.92	19.428	15.31
			16-QAM	RB100#0	17.931	19.466	15.32
		MCH	QPSK	RB100#0	17.889	19.464	15.33
			16-QAM	RB100#0	17.897	19.618	15.34
		HCH	QPSK	RB100#0	17.936	19.685	15.35
			16-QAM	RB100#0	17.918	19.415	15.36

Test Band	Test Bandwidth	Test Channel	Test Mode	Test RB (Size#Offset)	Measured 99% Occupied Bandwidth (MHz)	Measured -26 dB Occupied Bandwidth (MHz)	Refer to Plot[Note2]
Band 26 (824-849MHz)	1.4 MHz	LCH	QPSK	RB6#0	1.085	1.23	16.1
			16-QAM	RB6#0	1.089	1.23	16.2
		MCH	QPSK	RB6#0	1.088	1.237	16.3
			16-QAM	RB6#0	1.081	1.223	16.4
		HCH	QPSK	RB6#0	1.09	1.22	16.5
			16-QAM	RB6#0	1.088	1.23	16.6
	3 MHz	LCH	QPSK	RB15#0	2.7	3.036	16.7
			16-QAM	RB15#0	2.697	3.022	16.8
		MCH	QPSK	RB15#0	2.71	2.993	16.9
			16-QAM	RB15#0	2.698	3.001	16.10
		HCH	QPSK	RB15#0	2.709	3.013	16.11
			16-QAM	RB15#0	2.698	3.007	16.12
	5 MHz	LCH	QPSK	RB25#0	4.503	4.985	16.13
			16-QAM	RB25#0	4.496	4.972	16.14
		MCH	QPSK	RB25#0	4.5	4.986	16.15
			16-QAM	RB25#0	4.518	4.974	16.16
		HCH	QPSK	RB25#0	4.493	4.946	16.17
			16-QAM	RB25#0	4.499	4.969	16.18
	10 MHz	LCH	QPSK	RB50#0	8.973	9.845	16.19
			16-QAM	RB50#0	8.981	9.809	16.20
		MCH	QPSK	RB50#0	8.946	9.829	16.21
			16-QAM	RB50#0	8.955	9.778	16.22
		HCH	QPSK	RB50#0	8.949	9.824	16.23
			16-QAM	RB50#0	8.953	9.818	16.24
	15 MHz	LCH	QPSK	RB75#0	13.444	14.815	16.25
			16-QAM	RB75#0	13.442	14.694	16.26
		MCH	QPSK	RB75#0	13.409	14.648	16.27
			16-QAM	RB75#0	13.439	14.622	16.28
		HCH	QPSK	RB75#0	13.4	14.67	16.29
			16-QAM	RB75#0	13.438	14.686	16.30

Test Band	Test Bandwidth	Test Channel	Test Mode	Test RB (Size#Offset)	Measured 99% Occupied Bandwidth (MHz)	Measured -26 dB Occupied Bandwidth (MHz)	Refer to Plot[Note2]
Band 26 (814-824MHz)	1.4 MHz	LCH	QPSK	RB6#0	1.084	1.232	17.1
			16-QAM	RB6#0	1.086	1.224	17.2
		MCH	QPSK	RB6#0	1.085	1.24	17.3
			16-QAM	RB6#0	1.082	1.224	17.4
		HCH	QPSK	RB6#0	1.088	1.219	17.5
			16-QAM	RB6#0	1.089	1.227	17.6
	3 MHz	LCH	QPSK	RB15#0	2.704	3.017	17.7
			16-QAM	RB15#0	2.705	3.011	17.8
		MCH	QPSK	RB15#0	2.713	2.983	17.9
			16-QAM	RB15#0	2.697	2.999	17.10
		HCH	QPSK	RB15#0	2.7	2.994	17.11
			16-QAM	RB15#0	2.698	3.006	17.12
	5 MHz	LCH	QPSK	RB25#0	4.51	5.007	17.13
			16-QAM	RB25#0	4.5	4.962	17.14
		MCH	QPSK	RB25#0	4.498	4.98	17.15
			16-QAM	RB25#0	4.505	4.989	17.16
		HCH	QPSK	RB25#0	4.5	4.965	17.17
			16-QAM	RB25#0	4.508	4.989	17.18
	10 MHz	MCH	QPSK	RB50#0	8.97	9.887	17.19
			16-QAM	RB50#0	8.971	9.812	17.20

Test Band	Test Bandwidth	Test Channel	Test Mode	Test RB (Size#Offset)	Measured 99% Occupied Bandwidth (MHz)	Measured -26 dB Occupied Bandwidth (MHz)	Refer to Plot[Note2]
Band 30	5 MHz	LCH	QPSK	RB25#0	4.518	4.988	18.1
			16-QAM	RB25#0	4.497	4.931	18.2
		MCH	QPSK	RB25#0	4.494	4.978	18.3
			16-QAM	RB25#0	4.519	4.972	18.4
		HCH	QPSK	RB25#0	4.495	4.954	18.5
			16-QAM	RB25#0	4.508	4.992	18.6
	10 MHz	MCH	QPSK	RB50#0	8.968	9.9	18.7
			16-QAM	RB50#0	8.966	9.817	18.8

Test Band	Test Bandwidth	Test Channel	Test Mode	Test RB (Size#Offset)	Measured 99% Occupied Bandwidth (MHz)	Measured -26 dB Occupied Bandwidth (MHz)	Refer to Plot[Note2]
Band 66	1.4 MHz	LCH	QPSK	RB6#0	1.088	1.225	19.1
			16-QAM	RB6#0	1.087	1.228	19.2
		MCH	QPSK	RB6#0	1.082	1.227	19.3
			16-QAM	RB6#0	1.087	1.228	19.4
		HCH	QPSK	RB6#0	1.087	1.236	19.5
			16-QAM	RB6#0	1.083	1.22	19.6
	3 MHz	LCH	QPSK	RB15#0	2.701	2.998	19.7
			16-QAM	RB15#0	2.702	3.012	19.8
		MCH	QPSK	RB15#0	2.698	2.981	19.9
			16-QAM	RB15#0	2.702	3.006	19.10
		HCH	QPSK	RB15#0	2.702	2.983	19.11
			16-QAM	RB15#0	2.697	2.999	19.12
	5 MHz	LCH	QPSK	RB25#0	4.517	4.986	19.13
			16-QAM	RB25#0	4.493	4.957	19.14
		MCH	QPSK	RB25#0	4.499	4.967	19.15
			16-QAM	RB25#0	4.508	4.982	19.16
		HCH	QPSK	RB25#0	4.495	4.935	19.17
			16-QAM	RB25#0	4.505	4.978	19.18
	10 MHz	LCH	QPSK	RB50#0	8.961	9.867	19.19
			16-QAM	RB50#0	8.942	9.829	19.20
		MCH	QPSK	RB50#0	8.963	9.808	19.21
			16-QAM	RB50#0	8.964	9.807	19.22
		HCH	QPSK	RB50#0	8.966	9.773	19.23
			16-QAM	RB50#0	8.953	9.835	19.24
	15 MHz	LCH	QPSK	RB75#0	13.41	14.67	19.25
			16-QAM	RB75#0	13.426	14.675	19.26
		MCH	QPSK	RB75#0	13.425	14.673	19.27
			16-QAM	RB75#0	13.45	14.67	19.28
		HCH	QPSK	RB75#0	13.43	14.717	19.29
			16-QAM	RB75#0	13.466	14.672	19.30
	20 MHz	LCH	QPSK	RB100#0	17.86	19.47	19.31
			16-QAM	RB100#0	17.884	19.457	19.32
		MCH	QPSK	RB100#0	17.919	19.412	19.33
			16-QAM	RB100#0	17.908	19.525	19.34
		HCH	QPSK	RB100#0	17.937	19.617	19.35
			16-QAM	RB100#0	17.915	19.558	19.36

Test Band	Test Bandwidth	Test Channel	Test Mode	Test RB (Size#Offset)	Measured 99% Occupied Bandwidth (MHz)	Measured -26 dB Occupied Bandwidth (MHz)	Refer to Plot[Note2]
Band 38	5 MHz	LCH	QPSK	RB25#0	4.492	4.947	20.1
			16-QAM	RB25#0	4.504	4.99	20.2
		MCH	QPSK	RB25#0	4.501	4.994	20.3
			16-QAM	RB25#0	4.504	4.991	20.4
		HCH	QPSK	RB25#0	4.504	4.949	20.5
			16-QAM	RB25#0	4.497	4.975	20.6
	10 MHz	LCH	QPSK	RB50#0	8.985	9.805	20.7
			16-QAM	RB50#0	8.97	9.84	20.8
		MCH	QPSK	RB50#0	8.984	9.877	20.9
			16-QAM	RB50#0	8.975	9.776	20.10
		HCH	QPSK	RB50#0	8.974	9.926	20.11
			16-QAM	RB50#0	8.948	9.77	20.12
	15 MHz	LCH	QPSK	RB75#0	13.405	14.694	20.13
			16-QAM	RB75#0	13.468	14.72	20.14
		MCH	QPSK	RB75#0	13.451	14.725	20.15
			16-QAM	RB75#0	13.444	14.716	20.16
		HCH	QPSK	RB75#0	13.415	14.704	20.17
			16-QAM	RB75#0	13.49	14.771	20.18
	20 MHz	LCH	QPSK	RB100#0	17.922	19.553	20.19
			16-QAM	RB100#0	17.886	19.539	20.20
		MCH	QPSK	RB100#0	17.937	19.413	20.21
			16-QAM	RB100#0	17.887	19.565	20.22
		HCH	QPSK	RB100#0	17.878	19.419	20.23
			16-QAM	RB100#0	17.886	19.503	20.24

Test Band	Test Bandwidth	Test Channel	Test Mode	Test RB (Size#Offset)	Measured 99% Occupied Bandwidth (MHz)	Measured -26 dB Occupied Bandwidth (MHz)	Refer to Plot[Note2]
Band 40 (2305-2315MHz)	5 MHz	LCH	QPSK	RB25#0	4.494	4.948	21.1
			16-QAM	RB25#0	4.504	4.992	21.2
		MCH	QPSK	RB25#0	4.501	4.997	21.3
			16-QAM	RB25#0	4.5	4.977	21.4
		HCH	QPSK	RB25#0	4.507	4.949	21.5
			16-QAM	RB25#0	4.496	4.98	21.6
	10 MHz	MCH	QPSK	RB50#0	8.985	9.88	21.7
			16-QAM	RB50#0	8.981	9.786	21.8

Test Band	Test Bandwidth	Test Channel	Test Mode	Test RB (Size#Offset)	Measured 99% Occupied Bandwidth (MHz)	Measured -26 dB Occupied Bandwidth (MHz)	Refer to Plot[Note2]
Band 40 (2350-2360MHz)	5 MHz	LCH	QPSK	RB25#0	4.512	5.103	22.1
			16-QAM	RB25#0	4.511	5.041	22.2
		MCH	QPSK	RB25#0	4.51	4.979	22.3
			16-QAM	RB25#0	4.499	4.981	22.4
		HCH	QPSK	RB25#0	4.496	4.951	22.5
			16-QAM	RB25#0	4.511	5.118	22.6
	10 MHz	MCH	QPSK	RB50#0	8.978	9.889	22.7
			16-QAM	RB50#0	8.98	9.779	22.8

Test Band	Test Bandwidth	Test Channel	Test Mode	Test RB (Size#Offset)	Measured 99% Occupied Bandwidth (MHz)	Measured -26 dB Occupied Bandwidth (MHz)	Refer to Plot[Note2]
Band 41	5 MHz	LCH	QPSK	RB25#0	4.494	4.959	23.1
			16-QAM	RB25#0	4.509	5.132	23.2
		MCH	QPSK	RB25#0	4.501	4.999	23.3
			16-QAM	RB25#0	4.506	4.977	23.4
		HCH	QPSK	RB25#0	4.504	4.969	23.5
			16-QAM	RB25#0	4.499	4.966	23.6
	10 MHz	LCH	QPSK	RB50#0	8.974	9.878	23.7
			16-QAM	RB50#0	8.969	9.791	23.8
		MCH	QPSK	RB50#0	8.967	9.899	23.9
			16-QAM	RB50#0	8.933	9.786	23.10
		HCH	QPSK	RB50#0	8.984	9.809	23.11
			16-QAM	RB50#0	8.963	9.831	23.12
	15 MHz	LCH	QPSK	RB75#0	13.439	14.683	23.13
			16-QAM	RB75#0	13.435	14.733	23.14
		MCH	QPSK	RB75#0	13.405	14.674	23.15
			16-QAM	RB75#0	13.471	14.74	23.16
		HCH	QPSK	RB75#0	13.386	14.668	23.17
			16-QAM	RB75#0	13.46	14.72	23.18
	20 MHz	LCH	QPSK	RB100#0	17.909	19.353	23.19
			16-QAM	RB100#0	17.859	19.511	23.20
		MCH	QPSK	RB100#0	17.851	19.398	23.21
			16-QAM	RB100#0	17.869	19.482	23.22
		HCH	QPSK	RB100#0	17.855	19.423	23.23
			16-QAM	RB100#0	17.824	19.391	23.24

Test Band	Test Bandwidth	Test Channel	Test Mode	Test RB (Size#Offset)	Measured 99% Occupied Bandwidth (MHz)	Measured -26 dB Occupied Bandwidth (MHz)	Refer to Plot[Note2]
Band 48	5 MHz	LCH	QPSK	RB25#0	4.503	5.112	24.1
			16-QAM	RB25#0	4.496	4.994	24.2
		MCH	QPSK	RB25#0	4.498	4.931	24.3
			16-QAM	RB25#0	4.497	4.961	24.4
		HCH	QPSK	RB25#0	4.493	4.967	24.5
			16-QAM	RB25#0	4.5	5.087	24.6
	10 MHz	LCH	QPSK	RB50#0	8.956	9.819	24.7
			16-QAM	RB50#0	8.964	9.763	24.8
		MCH	QPSK	RB50#0	8.947	9.835	24.9
			16-QAM	RB50#0	8.94	9.749	24.10
		HCH	QPSK	RB50#0	8.972	9.844	24.11
			16-QAM	RB50#0	8.945	9.839	24.12
	15 MHz	LCH	QPSK	RB75#0	13.449	14.376	24.13
			16-QAM	RB75#0	13.474	14.468	24.14
		MCH	QPSK	RB75#0	13.478	14.341	24.15
			16-QAM	RB75#0	13.459	14.435	24.16
		HCH	QPSK	RB75#0	13.496	14.405	24.17
			16-QAM	RB75#0	13.47	14.259	24.18
	20 MHz	LCH	QPSK	RB100#0	17.938	19.11	24.19
			16-QAM	RB100#0	17.953	19.218	24.20
		MCH	QPSK	RB100#0	17.952	19.136	24.21
			16-QAM	RB100#0	17.941	19.292	24.22
		HCH	QPSK	RB100#0	17.953	19.347	24.23
			16-QAM	RB100#0	17.934	19.123	24.24

A.4 Frequency Stability

WCDMA Band 2

Test Conditions		Frequency Deviation						Verdict
Power (VDC)	Temperature (°C)	LCH 1852.4 MHz		MCH 1880 MHz		HCH 1907.6 MHz		
		Value (Hz)	Limits (Hz)	Value (Hz)	Limits (Hz)	Value (Hz)	Limits (Hz)	
3.3	-30	19.41	±4631	9.38	±4700	2.6	±4769	Pass
	-20	17.68		8.48		2.14		
	-10	16.55		8.85		1.49		
	0	17.12		6.98		1.44		
	+10	16.89		7.3		1.4		
	+20	15.99		7.75		1.33		
	+25	17.34		6.85		1.27		
	+30	16.05		7.14		1.34		
	+40	15.79		6.7		2.23		
	+50	17.04		6.91		1.1		
	+60	17.04		6.53		1.59		
	+70	16.32		7.93		2.14		
4.4	+25	16.43		6.56		1.96		
3.135	+25	15.87		6.42		1.58		

WCDMA Band 4

Test Conditions		Frequency Deviation						Verdict
Power (VDC)	Temperature (°C)	LCH 1712.4 MHz		MCH 1732.4 MHz		HCH 1752.6 MHz		
		Value (Hz)	Limits (Hz)	Value (Hz)	Limits (Hz)	Value (Hz)	Limits (Hz)	
3.3	-30	25.96	±4281	2.93	±4331	-19.03	±4381.5	Pass
	-20	23.6		1.51		-18.35		
	-10	22.28		1.73		-18.12		
	0	20.85		0.35		-18.82		
	+10	20.33		0.18		-18.68		
	+20	20.28		0.72		-17.64		
	+25	19.72		0.21		-18.27		
	+30	19.59		-0.46		-17.93		
	+40	19.98		-0.11		-17.57		
	+50	19.14		-0.19		-18.1		
	+60	19.76		-0.34		-17.4		
	+70	20.75		0.11		-18.38		
4.4	+25	19.35		0.41		-17.6		
3.135	+25	19.6		-0.73		-17.51		

WCDMA Band B5

Test Conditions		Frequency Deviation						Verdict
Power (VDC)	Temperature (°C)	LCH 826.4 MHz		MCH 836.4 MHz		HCH 846.6 MHz		
		Value (Hz)	Limits (Hz)	Value (Hz)	Limits (Hz)	Value (Hz)	Limits (Hz)	
3.3	-30	3.15	±2066	-0.21	±2091	-3.34	±2116.5	Pass
	-20	3.07		-0.87		-3.88		
	-10	2.91		-1.26		-4.03		
	0	2.85		-1.67		-4.09		
	+10	2.92		-2.17		-4.4		
	+20	2.5		-2		-4.43		
	+25	1.75		-2.56		-4.51		
	+30	2.48		-2.47		-4.34		
	+40	2.32		-2.75		-4.34		
	+50	2.45		-2.47		-4.65		
	+60	2.25		-2.95		-4.06		
	+70	3.21		-1.74		-4.38		
4.4	+25	1.92		-2.95		-4.3		
3.135	+25	2.06		-2.87		-4.65		

LTE Band 2 QPSK 10 MHz

Test Conditions		Frequency Deviation		Verdict
Power (VDC)	Temperature (°C)	MCH 1880 MHz		
		Value (Hz)	Limits (Hz)	
3.3	-30	9.77	±4700	Pass
	-20	5.78		
	-10	12.63		
	0	0.76		
	+10	10.9		
	+20	13.26		
	+25	12.47		
	+30	4.22		
	+40	1.32		
	+50	4.73		
	+60	0.2		
	+70	4.58		
4.4	+25	9.81		
3.135	+25	10.59		

LTE Band 2 16QAM 10 MHz

Test Conditions		Frequency Deviation		Verdict
Power (VDC)	Temperature (°C)	MCH 1880 MHz		
		Value (Hz)	Limits (Hz)	
3.3	-30	8.2	±4700	Pass
	-20	4.99		
	-10	9.1		
	0	9.48		
	+10	4.12		
	+20	9.44		
	+25	10.57		
	+30	5.87		
	+40	4.21		
	+50	7.68		
	+60	5.31		
	+70	4.69		
4.4	+25	8.51		
3.135	+25	-0.49		

LTE Band 4 QPSK 10 MHz

Test Conditions		Frequency Deviation		Verdict
Power (VDC)	Temperature (°C)	MCH 1732.5 MHz		
		Value (Hz)	Limits (Hz)	
3.3	-30	5.19	±4331.25	Pass
	-20	9.98		
	-10	12.13		
	0	9.44		
	+10	-0.09		
	+20	9.9		
	+25	12.97		
	+30	5.49		
	+40	7.81		
	+50	8.41		
	+60	-1.07		
	+70	4.98		
4.4	+25	3.72		
3.135	+25	7.6		

LTE Band 4 16QAM 10 MHz

Test Conditions		Frequency Deviation		Verdict
Power (VDC)	Temperature (°C)	MCH 1732.5 MHz		
		Value (Hz)	Limits (Hz)	
3.3	-30	11.97	±4331.25	Pass
	-20	3.76		
	-10	0.7		
	0	4.05		
	+10	3.3		
	+20	-1.27		
	+25	-0.64		
	+30	6.82		
	+40	2.33		
	+50	-0.6		
	+60	3.85		
	+70	4.32		
4.4	+25	9.46		
3.135	+25	10.37		

LTE Band 5 QPSK 10 MHz

Test Conditions		Frequency Deviation		Verdict
Power (VDC)	Temperature (°C)	MCH 836.5 MHz		
		Value (Hz)	Limits (Hz)	
3.3	-30	-3.76	±2091.25	Pass
	-20	-4.06		
	-10	-1.89		
	0	-1.09		
	+10	-2.47		
	+20	-2.89		
	+25	-2.03		
	+30	0.1		
	+40	-4.76		
	+50	-5.39		
	+60	-5.15		
	+70	-3.02		
4.4	+25	-3.16		
3.135	+25	-6.11		

LTE Band 5 16QAM 10 MHz

Test Conditions		Frequency Deviation		Verdict
Power (VDC)	Temperature (°C)	MCH 836.5 MHz		
		Value (Hz)	Limits (Hz)	
3.3	-30	-0.87	±2091.25	Pass
	-20	-4.85		
	-10	-3.49		
	0	-5.24		
	+10	-1.24		
	+20	0.34		
	+25	1.04		
	+30	-2.45		
	+40	-2.78		
	+50	-2.83		
	+60	-0.41		
	+70	-3.36		
4.4	+25	-2.8		
3.135	+25	-4.02		

LTE Band 7 QPSK 10 MHz

Test Conditions		Frequency Deviation		Verdict
Power (VDC)	Temperature (°C)	MCH 2535 MHz		
		Value (Hz)	Limits (Hz)	
3.3	-30	-0.14	±6337.5	Pass
	-20	-1.22		
	-10	4.18		
	0	3.78		
	+10	6.81		
	+20	5.91		
	+25	-0.86		
	+30	-1.04		
	+40	3.78		
	+50	5.25		
	+60	-5.75		
	+70	-3.65		
4.4	+25	-6.37		
3.135	+25	-3.92		

LTE Band 7 16-QAM 10 MHz

Test Conditions		Frequency Deviation		Verdict
Power (VDC)	Temperature (°C)	MCH 2535 MHz		
		Value (Hz)	Limits (Hz)	
3.3	-30	1.14	±6337.5	Pass
	-20	0.19		
	-10	2.82		
	0	0.11		
	+10	-3.76		
	+20	-6.64		
	+25	-7.01		
	+30	-1.04		
	+40	-0.47		
	+50	0.14		
	+60	5.68		
	+70	2.56		
4.4	+25	1.54		
3.135	+25	2.03		

LTE Band 12 QPSK 10 MHz

Test Conditions		Frequency Deviation		Verdict
Power (VDC)	Temperature (°C)	MCH 707.5 MHz		
		Value (Hz)	Limits (Hz)	
3.3	-30	-3.91	±1768.75	Pass
	-20	-4.86		
	-10	-3.48		
	0	-2.09		
	+10	-7.1		
	+20	-0.7		
	+25	-3.38		
	+30	-5.21		
	+40	-2.98		
	+50	-5.45		
	+60	-5.51		
	+70	-5.08		
4.4	+25	-0.03		
3.135	+25	-5.62		

LTE Band 12 16QAM10 MHz

Test Conditions		Frequency Deviation		Verdict
Power (VDC)	Temperature (°C)	MCH 707.5 MHz		
		Value (Hz)	Limits (Hz)	
3.3	-30	1.59	±1768.75	Pass
	-20	-3.13		
	-10	-1.47		
	0	-4.09		
	+10	-5.71		
	+20	-0.5		
	+25	1.6		
	+30	-4.01		
	+40	-3.95		
	+50	-4.72		
	+60	-3.05		
	+70	-3.88		
4.4	+25	-3.49		
3.135	+25	-1.34		

LTE Band 13 QPSK 10 MHz

Test Conditions		Frequency Deviation		Verdict
Power (VDC)	Temperature (°C)	MCH 782 MHz		
		Value (Hz)	Limits (Hz)	
3.3	-30	-3.4	±1955	Pass
	-20	-5.95		
	-10	-2.02		
	0	-2.05		
	+10	-0.93		
	+20	-6.42		
	+25	-2.6		
	+30	-0.69		
	+40	-1.83		
	+50	-6.44		
	+60	-5.54		
	+70	-2.2		
4.4	+25	0.7		
3.135	+25	-5.64		

LTE Band 13 16QAM10 MHz

Test Conditions		Frequency Deviation		Verdict
Power (VDC)	Temperature (°C)	MCH 782 MHz		
		Value (Hz)	Limits (Hz)	
3.3	-30	-2.2	±1955	Pass
	-20	-5.46		
	-10	0.57		
	0	-3.19		
	+10	-4.08		
	+20	-4.86		
	+25	-6.48		
	+30	-7.55		
	+40	0.23		
	+50	-1.73		
	+60	-3.81		
	+70	-4.81		
4.4	+25	-3.29		
3.135	+25	-6.09		

LTE Band 14 QPSK 10 MHz

Test Conditions		Frequency Deviation		Verdict
Power (VDC)	Temperature (°C)	MCH 793 MHz		
		Value (Hz)	Limits (Hz)	
3.3	-30	-3.08	±1982.5	Pass
	-20	-3.42		
	-10	-0.5		
	0	-0.14		
	+10	-1.3		
	+20	-0.56		
	+25	-0.09		
	+30	0.11		
	+40	-4.75		
	+50	-1.95		
	+60	-4.18		
	+70	-4.94		
4.4	+25	-2.35		
3.135	+25	-4.62		

LTE Band 14 16QAM10 MHz

Test Conditions		Frequency Deviation		Verdict
Power (VDC)	Temperature (°C)	MCH 793 MHz		
		Value (Hz)	Limits (Hz)	
3.3	-30	-2.45	±1982.5	Pass
	-20	-0.24		
	-10	-3.38		
	0	-0.82		
	+10	-1.62		
	+20	-2.39		
	+25	-2.47		
	+30	-4.48		
	+40	-2.88		
	+50	-4.41		
	+60	-3.96		
	+70	-3.08		
4.4	+25	-2.02		
3.135	+25	-3.09		

LTE Band 17 QPSK 10 MHz

Test Conditions		Frequency Deviation		Verdict
Power (VDC)	Temperature (°C)	MCH 710 MHz		
		Value (Hz)	Limits (Hz)	
3.3	-30	2.6	±1775	Pass
	-20	0.96		
	-10	0.66		
	0	2.88		
	+10	-1.04		
	+20	-1.6		
	+25	6.48		
	+30	6.74		
	+40	3.65		
	+50	4.02		
	+60	2.19		
	+70	1.72		
4.4	+25	5.61		
3.135	+25	1.85		

LTE Band 17 16QAM10 MHz

Test Conditions		Frequency Deviation		Verdict
Power (VDC)	Temperature (°C)	MCH 710 MHz		
		Value (Hz)	Limits (Hz)	
3.3	-30	5.26	±1775	Pass
	-20	1.46		
	-10	4.22		
	0	1.9		
	+10	4.15		
	+20	5.11		
	+25	3.48		
	+30	2.79		
	+40	1.76		
	+50	-2		
	+60	6.58		
	+70	3.3		
4.4	+25	7.02		
3.135	+25	0.34		

LTE Band 18(824-830MHz) QPSK 5 MHz

Test Conditions		Frequency Deviation		Verdict
Power (VDC)	Temperature (°C)	MCH 827 MHz		
		Value (Hz)	Limits (Hz)	
3.3	-30	2.37	±2067.5	Pass
	-20	1.16		
	-10	2.7		
	0	1.7		
	+10	1.19		
	+20	2.7		
	+25	2.05		
	+30	3.38		
	+40	3.42		
	+50	4.82		
	+60	3.52		
	+70	-0.92		
4.4	+25	5.01		
3.135	+25	3.66		

LTE Band 18(824-830MHz) 16QAM 5 MHz

Test Conditions		Frequency Deviation		Verdict
Power (VDC)	Temperature (°C)	MCH 827 MHz		
		Value (Hz)	Limits (Hz)	
3.3	-30	4.86	±2067.5	Pass
	-20	2.29		
	-10	2.09		
	0	-0.07		
	+10	4.35		
	+20	3.6		
	+25	1.33		
	+30	1.49		
	+40	2.35		
	+50	5.78		
	+60	0.17		
	+70	6.75		
4.4	+25	-0.54		
3.135	+25	-0.86		

LTE Band 18(815-824MHz) QPSK 5 MHz

Test Conditions		Frequency Deviation		Verdict
Power (VDC)	Temperature (°C)	MCH 819.5 MHz		
		Value (Hz)	Limits (Hz)	
3.3	-30	5.71	±2048.75	Pass
	-20	6.34		
	-10	3.33		
	0	1.63		
	+10	4.65		
	+20	6.45		
	+25	6.34		
	+30	4.55		
	+40	4.68		
	+50	1.3		
	+60	2.68		
	+70	1.09		
4.4	+25	5.74		
3.135	+25	2.27		

LTE Band 18(815-824MHz) 16QAM 5 MHz

Test Conditions		Frequency Deviation		Verdict
Power (VDC)	Temperature (°C)	MCH 819.5 MHz		
		Value (Hz)	Limits (Hz)	
3.3	-30	0.63	±2048.75	Pass
	-20	6.07		
	-10	4.01		
	0	2.69		
	+10	6.45		
	+20	1.24		
	+25	5.36		
	+30	1.47		
	+40	1.37		
	+50	6.67		
	+60	3.42		
	+70	1.83		
4.4	+25	7.02		
3.135	+25	6.94		

LTE Band 19 QPSK 10 MHz

Test Conditions		Frequency Deviation		Verdict
Power (VDC)	Temperature (°C)	MCH 837.5 MHz		
		Value (Hz)	Limits (Hz)	
3.3	-30	1.16	±2093.75	Pass
	-20	6.51		
	-10	0.19		
	0	-0.04		
	+10	-0.19		
	+20	2.68		
	+25	4.36		
	+30	3.75		
	+40	4.76		
	+50	3.85		
	+60	4.05		
	+70	2.26		
4.4	+25	5.11		
3.135	+25	5.52		

LTE Band 19 16QAM 10 MHz

Test Conditions		Frequency Deviation		Verdict
Power (VDC)	Temperature (°C)	MCH 837.5 MHz		
		Value (Hz)	Limits (Hz)	
3.3	-30	3.23	±2093.75	Pass
	-20	1.59		
	-10	-0.53		
	0	2.06		
	+10	-1.14		
	+20	1.43		
	+25	3.95		
	+30	1.56		
	+40	2.25		
	+50	0.23		
	+60	4.09		
	+70	2.23		
4.4	+25	6.17		
3.135	+25	1.92		

LTE Band 25 QPSK 10 MHz

Test Conditions		Frequency Deviation		Verdict
Power (VDC)	Temperature (°C)	MCH 1882.5 MHz		
		Value (Hz)	Limits (Hz)	
3.3	-30	-6.37	±4706.25	Pass
	-20	-10.59		
	-10	0.89		
	0	-2.69		
	+10	-0.96		
	+20	-0.19		
	+25	-2.02		
	+30	-6.79		
	+40	-4.89		
	+50	-3.46		
	+60	-7.27		
	+70	0.44		
4.4	+25	-12.85		
3.135	+25	-2.45		

LTE Band 25 16QAM 10 MHz

Test Conditions		Frequency Deviation		Verdict
Power (VDC)	Temperature (°C)	MCH 1882.5 MHz		
		Value (Hz)	Limits (Hz)	
3.3	-30	-5.88	±4706.25	Pass
	-20	-2.72		
	-10	-3.1		
	0	-12.46		
	+10	-8.2		
	+20	-9.08		
	+25	-7.68		
	+30	1.96		
	+40	-9.04		
	+50	-7.57		
	+60	-2.66		
	+70	-6.22		
4.4	+25	0.14		
3.135	+25	-3.79		

LTE Band 26 (824-849MHz) QPSK 10 MHz

Test Conditions		Frequency Deviation		Verdict
Power (VDC)	Temperature (°C)	MCH 836.5MHz		
		Value (Hz)	Limits (Hz)	
3.3	-30	-4.29	±2091.25	Pass
	-20	-3.08		
	-10	-5.55		
	0	-2.6		
	+10	-1.82		
	+20	0.86		
	+25	-0.56		
	+30	-3.15		
	+40	0.84		
	+50	-2.56		
	+60	-4.09		
	+70	-2.76		
4.4	+25	-2.76		
3.135	+25	-3.32		

LTE Band 26 (824-849MHz) 16QAM 10 MHz

Test Conditions		Frequency Deviation		Verdict
Power (VDC)	Temperature (°C)	MCH 836.5MHz		
		Value (Hz)	Limits (Hz)	
3.3	-30	-0.37	±2091.25	Pass
	-20	-4.09		
	-10	-2.32		
	0	-2.39		
	+10	-4.35		
	+20	-1.5		
	+25	-4.59		
	+30	-5.99		
	+40	-3.6		
	+50	-2.33		
	+60	-2.63		
	+70	-1.67		
4.4	+25	-2.66		
3.135	+25	-4.46		

LTE Band 26 (814-824MHz) QPSK 10 MHz

Test Conditions		Frequency Deviation		Verdict
Power (VDC)	Temperature (°C)	MCH 819 MHz		
		Value (Hz)	Limits (Hz)	
3.3	-30	-5.97	±2091.25	Pass
	-20	-5.19		
	-10	-4.59		
	0	-4.58		
	+10	-4.46		
	+20	-2.12		
	+25	-5.84		
	+30	-4.65		
	+40	-2.39		
	+50	-6.51		
	+60	-1.59		
	+70	-2.55		
4.4	+25	-6.58		
3.135	+25	-5.79		

LTE Band 26 (814-824MHz) 16QAM 10 MHz

Test Conditions		Frequency Deviation		Verdict
Power (VDC)	Temperature (°C)	MCH 819 MHz		
		Value (Hz)	Limits (Hz)	
3.3	-30	-5.18	±2091.25	Pass
	-20	-5.82		
	-10	-4.76		
	0	-5.94		
	+10	-4.28		
	+20	-6.04		
	+25	-3.43		
	+30	-5.04		
	+40	-7.58		
	+50	-1.49		
	+60	-2.15		
	+70	-7.57		
4.4	+25	-7.8		
3.135	+25	-4.29		

LTE Band 30 QPSK 10 MHz

Test Conditions		Frequency Deviation		Verdict
Power (VDC)	Temperature (°C)	MCH 2310MHz		
		Value (Hz)	Limits (Hz)	
3.3	-30	1.42	±5775	Pass
	-20	0.92		
	-10	-3.49		
	0	-1.69		
	+10	6.97		
	+20	-0.73		
	+25	2.75		
	+30	-7.97		
	+40	6.15		
	+50	-0.21		
	+60	-6.77		
	+70	-1.67		
4.4	+25	-2.03		
3.135	+25	-5.92		

LTE Band 30 16QAM 10 MHz

Test Conditions		Frequency Deviation		Verdict
Power (VDC)	Temperature (°C)	MCH 2310MHz		
		Value (Hz)	Limits (Hz)	
3.3	-30	0.84	±5775	Pass
	-20	3.92		
	-10	-0.7		
	0	-0.14		
	+10	1.42		
	+20	1.53		
	+25	1.53		
	+30	0.96		
	+40	3.48		
	+50	-0.73		
	+60	4.98		
	+70	2.45		
4.4	+25	-0.09		
3.135	+25	1.85		

LTE Band 66 QPSK 10 MHz

Test Conditions		Frequency Deviation		Verdict
Power (VDC)	Temperature (°C)	MCH 1745 MHz		
		Value (Hz)	Limits (Hz)	
3.3	-30	1.83	±4362.5	Pass
	-20	-2.5		
	-10	3.86		
	0	4.08		
	+10	1.17		
	+20	-3.39		
	+25	4.71		
	+30	-1.69		
	+40	1.75		
	+50	5.25		
	+60	7.1		
	+70	6.45		
4.4	+25	0.87		
3.135	+25	5.39		

LTE Band 66 16QAM 10 MHz

Test Conditions		Frequency Deviation		Verdict
Power (VDC)	Temperature (°C)	MCH 1745 MHz		
		Value (Hz)	Limits (Hz)	
3.3	-30	1.82	±4362.5	Pass
	-20	-2.45		
	-10	-5.29		
	0	6.71		
	+10	1.95		
	+20	-1.29		
	+25	-3.78		
	+30	0.07		
	+40	-3.75		
	+50	-1.54		
	+60	-3.45		
	+70	0.19		
4.4	+25	3.13		
3.135	+25	-4.89		

LTE Band 38 QPSK 10 MHz

Test Conditions		Frequency Deviation		Verdict
Power (VDC)	Temperature (°C)	MCH 2595 MHz		
		Value (Hz)	Limits (Hz)	
3.3	-30	3.46	±6487.5	Pass
	-20	2.6		
	-10	-3.25		
	0	1.34		
	+10	-1.69		
	+20	-0.79		
	+25	7		
	+30	-0.96		
	+40	4.45		
	+50	3.16		
	+60	0		
	+70	1.9		
4.4	+25	4.82		
3.135	+25	5.85		

LTE Band 38 16QAM 10 MHz

Test Conditions		Frequency Deviation		Verdict
Power (VDC)	Temperature (°C)	MCH 2595 MHz		
		Value (Hz)	Limits (Hz)	
3.3	-30	-0.34	±6487.5	Pass
	-20	5.69		
	-10	-4.22		
	0	5.18		
	+10	3.91		
	+20	2.06		
	+25	-5.56		
	+30	-5.02		
	+40	-3.18		
	+50	6.39		
	+60	8.08		
	+70	-0.41		
4.4	+25	-4.84		
3.135	+25	3.83		

LTE Band 40(2305-2315MHz) QPSK 10 MHz

Test Conditions		Frequency Deviation		Verdict
Power (VDC)	Temperature (°C)	MCH 2310MHz		
		Value (Hz)	Limits (Hz)	
3.3	-30	-1.14	±5775	Pass
	-20	2.35		
	-10	-2.96		
	0	0.92		
	+10	2.15		
	+20	-0.31		
	+25	5.52		
	+30	-7.18		
	+40	6.19		
	+50	-3.45		
	+60	2.16		
	+70	-3		
4.4	+25	-0.04		
3.135	+25	2.6		

LTE Band 40(2305-2315MHz) 16QAM 10 MHz

Test Conditions		Frequency Deviation		Verdict
Power (VDC)	Temperature (°C)	MCH 2310MHz		
		Value (Hz)	Limits (Hz)	
3.3	-30	6.37	±5775	Pass
	-20	-1.46		
	-10	-0.36		
	0	-4.15		
	+10	-1.57		
	+20	-6.05		
	+25	3.22		
	+30	5.52		
	+40	3.56		
	+50	1.04		
	+60	-1.44		
	+70	-3.48		
4.4	+25	4.59		
3.135	+25	-3.2		

LTE Band 40(2350-2360MHz) QPSK 10 MHz

Test Conditions		Frequency Deviation		Verdict
Power (VDC)	Temperature (°C)	MCH 2355MHz		
		Value (Hz)	Limits (Hz)	
3.3	-30	6.32	±5887.5	Pass
	-20	4.45		
	-10	-1.4		
	0	-4.35		
	+10	5.74		
	+20	-4.29		
	+25	1.07		
	+30	6.64		
	+40	1.72		
	+50	-1.26		
	+60	2.05		
	+70	2.35		
4.4	+25	4.32		
3.135	+25	3.98		

LTE Band 40(2350-2360MHz) 16QAM 10 MHz

Test Conditions		Frequency Deviation		Verdict
Power (VDC)	Temperature (°C)	MCH 2355MHz		
		Value (Hz)	Limits (Hz)	
3.3	-30	5.11	±5887.5	Pass
	-20	7.17		
	-10	-2.37		
	0	3.1		
	+10	-6.95		
	+20	1.79		
	+25	7.08		
	+30	3.76		
	+40	8.24		
	+50	6.68		
	+60	-3.18		
	+70	-1.04		
4.4	+25	-3.72		
3.135	+25	2.96		

LTE Band 41 QPSK 10 MHz

Test Conditions		Frequency Deviation		Verdict
Power (VDC)	Temperature (°C)	MCH 2593 MHz		
		Value (Hz)	Limits (Hz)	
3.3	-30	7.28	±6482.5	Pass
	-20	2.65		
	-10	4.72		
	0	5.41		
	+10	11.89		
	+20	10.73		
	+25	6.11		
	+30	8.2		
	+40	0.74		
	+50	-0.93		
	+60	2.42		
	+70	5.59		
4.4	+25	5.66		
3.135	+25	3		

LTE Band 41 16QAM 10 MHz

Test Conditions		Frequency Deviation		Verdict
Power (VDC)	Temperature (°C)	MCH 2593 MHz		
		Value (Hz)	Limits (Hz)	
3.3	-30	3.59	±6482.5	Pass
	-20	4.71		
	-10	6.64		
	0	3.96		
	+10	7.5		
	+20	2.92		
	+25	0.5		
	+30	7.7		
	+40	4.55		
	+50	11.84		
	+60	-1.73		
	+70	6.17		
4.4	+25	6.19		
3.135	+25	3.06		

LTE Band 48 QPSK 10 MHz

Test Conditions		Frequency Deviation		Verdict
Power (VDC)	Temperature (°C)	MCH 3625 MHz		
		Value (Hz)	Limits (Hz)	
3.3	-30	-0.36	±8162.5	Pass
	-20	-1.32		
	-10	-3.73		
	0	-3.75		
	+10	-2.9		
	+20	-1.37		
	+25	-3.43		
	+30	-2.55		
	+40	-2.39		
	+50	-2.06		
	+60	-1.56		
	+70	-2.55		
4.4	+25	0.41		
3.135	+25	-1.42		

LTE Band 48 16QAM10 MHz

Test Conditions		Frequency Deviation		Verdict
Power (VDC)	Temperature (°C)	MCH 3625 MHz		
		Value (Hz)	Limits (Hz)	
3.3	-30	1.54	±8162.5	Pass
	-20	-4.19		
	-10	-1.92		
	0	-2.68		
	+10	-2.96		
	+20	-2.06		
	+25	-3.43		
	+30	-0.17		
	+40	-0.34		
	+50	-2.62		
	+60	-3.25		
	+70	-1.62		
4.4	+25	-0.11		
3.135	+25	-0.56		

A.5 Spurious Emission at Antenna Terminals

Note 1: The frequencies of verdict which are marked by "N/A" should be ignored because they are UE carrier frequency.

Note 2: Test plots please refer to the document “Annex No.:BL-SZ2290772-501 Data Part 3.pdf”.

WCDMA Mode Test Verdict

Test Band	Test Channel	Refer to Plot[Note2]	Verdict
WCDMA Band 2	LCH	1.1	Pass
	MCH	1.2	Pass
	HCH	1.3	Pass
WCDMA Band 4	LCH	2.1	Pass
	MCH	2.2	Pass
	HCH	2.3	Pass
WCDMA Band 5	LCH	3.1	Pass
	MCH	3.2	Pass
	HCH	3.3	Pass

LTE Mode Test Verdict

Test Band	Test Bandwidth	Test Channel	Test Mode	Test RB (Size#Offset)	Refer to Plot[Note2]	Verdict
Band 2	1.4 MHz	LCH	QPSK	RB1#0	4.1	Pass
			16-QAM	RB1#0	4.2	Pass
		MCH	QPSK	RB1#0	4.3	Pass
			16-QAM	RB1#0	4.4	Pass
		HCH	QPSK	RB1#0	4.5	Pass
			16-QAM	RB1#0	4.6	Pass
	3 MHz	LCH	QPSK	RB1#0	4.7	Pass
			16-QAM	RB1#0	4.8	Pass
		MCH	QPSK	RB1#0	4.9	Pass
			16-QAM	RB1#0	4.10	Pass
		HCH	QPSK	RB1#0	4.11	Pass
			16-QAM	RB1#0	4.12	Pass
	5 MHz	LCH	QPSK	RB1#0	4.13	Pass
			16-QAM	RB1#0	4.14	Pass
		MCH	QPSK	RB1#0	4.15	Pass
			16-QAM	RB1#0	4.16	Pass
		HCH	QPSK	RB1#0	4.17	Pass
			16-QAM	RB1#0	4.18	Pass
	10 MHz	LCH	QPSK	RB1#0	4.19	Pass
			16-QAM	RB1#0	4.20	Pass
		MCH	QPSK	RB1#0	4.21	Pass
			16-QAM	RB1#0	4.22	Pass
		HCH	QPSK	RB1#0	4.23	Pass
			16-QAM	RB1#0	4.24	Pass
	15 MHz	LCH	QPSK	RB1#0	4.25	Pass
			16-QAM	RB1#0	4.26	Pass
		MCH	QPSK	RB1#0	4.27	Pass
			16-QAM	RB1#0	4.28	Pass
		HCH	QPSK	RB1#0	4.29	Pass
			16-QAM	RB1#0	4.30	Pass
	20 MHz	LCH	QPSK	RB1#0	4.31	Pass
			16-QAM	RB1#0	4.32	Pass
		MCH	QPSK	RB1#0	4.33	Pass
			16-QAM	RB1#0	4.34	Pass
		HCH	QPSK	RB1#0	4.35	Pass
			16-QAM	RB1#0	4.36	Pass

Test Band	Test Bandwidth	Test Channel	Test Mode	Test RB (Size#Offset)	Refer to Plot[Note2]	Verdict
Band 4	1.4 MHz	LCH	QPSK	RB1#0	5.1	Pass
			16-QAM	RB1#0	5.2	Pass
		MCH	QPSK	RB1#0	5.3	Pass
			16-QAM	RB1#0	5.4	Pass
		HCH	QPSK	RB1#0	5.5	Pass
			16-QAM	RB1#0	5.6	Pass
	3 MHz	LCH	QPSK	RB1#0	5.7	Pass
			16-QAM	RB1#0	5.8	Pass
		MCH	QPSK	RB1#0	5.9	Pass
			16-QAM	RB1#0	5.10	Pass
		HCH	QPSK	RB1#0	5.11	Pass
			16-QAM	RB1#0	5.12	Pass
	5 MHz	LCH	QPSK	RB1#0	5.13	Pass
			16-QAM	RB1#0	5.14	Pass
		MCH	QPSK	RB1#0	5.15	Pass
			16-QAM	RB1#0	5.16	Pass
		HCH	QPSK	RB1#0	5.17	Pass
			16-QAM	RB1#0	5.18	Pass
	10 MHz	LCH	QPSK	RB1#0	5.19	Pass
			16-QAM	RB1#0	5.20	Pass
		MCH	QPSK	RB1#0	5.21	Pass
			16-QAM	RB1#0	5.22	Pass
		HCH	QPSK	RB1#0	5.23	Pass
			16-QAM	RB1#0	5.24	Pass
	15 MHz	LCH	QPSK	RB1#0	5.25	Pass
			16-QAM	RB1#0	5.26	Pass
		MCH	QPSK	RB1#0	5.27	Pass
			16-QAM	RB1#0	5.28	Pass
		HCH	QPSK	RB1#0	5.29	Pass
			16-QAM	RB1#0	5.30	Pass
	20 MHz	LCH	QPSK	RB1#0	5.31	Pass
			16-QAM	RB1#0	5.32	Pass
		MCH	QPSK	RB1#0	5.33	Pass
			16-QAM	RB1#0	5.34	Pass
		HCH	QPSK	RB1#0	5.35	Pass
			16-QAM	RB1#0	5.36	Pass

Test Band	Test Bandwidth	Test Channel	Test Mode	Test RB (Size#Offset)	Refer to Plot[Note2]	Verdict
Band 5	1.4 MHz	LCH	QPSK	RB1#0	6.1	Pass
			16-QAM	RB1#0	6.2	Pass
		MCH	QPSK	RB1#0	6.3	Pass
			16-QAM	RB1#0	6.4	Pass
		HCH	QPSK	RB1#0	6.5	Pass
			16-QAM	RB1#0	6.6	Pass
	3 MHz	LCH	QPSK	RB1#0	6.7	Pass
			16-QAM	RB1#0	6.8	Pass
		MCH	QPSK	RB1#0	6.9	Pass
			16-QAM	RB1#0	6.10	Pass
		HCH	QPSK	RB1#0	6.11	Pass
			16-QAM	RB1#0	6.12	Pass
	5 MHz	LCH	QPSK	RB1#0	6.13	Pass
			16-QAM	RB1#0	6.14	Pass
		MCH	QPSK	RB1#0	6.15	Pass
			16-QAM	RB1#0	6.16	Pass
		HCH	QPSK	RB1#0	6.17	Pass
			16-QAM	RB1#0	6.18	Pass
	10 MHz	LCH	QPSK	RB1#0	6.19	Pass
			16-QAM	RB1#0	6.20	Pass
		MCH	QPSK	RB1#0	6.21	Pass
			16-QAM	RB1#0	6.22	Pass
		HCH	QPSK	RB1#0	6.23	Pass
			16-QAM	RB1#0	6.24	Pass

Test Band	Test Bandwidth	Test Channel	Test Mode	Test RB (Size#Offset)	Refer to Plot[Note2]	Verdict
Band 7	5 MHz	LCH	QPSK	RB1#0	7.1	Pass
			16-QAM	RB1#0	7.2	Pass
		MCH	QPSK	RB1#0	7.3	Pass
			16-QAM	RB1#0	7.4	Pass
		HCH	QPSK	RB1#0	7.5	Pass
			16-QAM	RB1#0	7.6	Pass
	10 MHz	LCH	QPSK	RB1#0	7.7	Pass
			16-QAM	RB1#0	7.8	Pass
		MCH	QPSK	RB1#0	7.9	Pass
			16-QAM	RB1#0	7.10	Pass
		HCH	QPSK	RB1#0	7.11	Pass
			16-QAM	RB1#0	7.12	Pass
	15 MHz	LCH	QPSK	RB1#0	7.13	Pass
			16-QAM	RB1#0	7.14	Pass
		MCH	QPSK	RB1#0	7.15	Pass
			16-QAM	RB1#0	7.16	Pass
		HCH	QPSK	RB1#0	7.17	Pass
			16-QAM	RB1#0	7.18	Pass
	20 MHz	LCH	QPSK	RB1#0	7.19	Pass
			16-QAM	RB1#0	7.20	Pass
		MCH	QPSK	RB1#0	7.21	Pass
			16-QAM	RB1#0	7.22	Pass
		HCH	QPSK	RB1#0	7.23	Pass
			16-QAM	RB1#0	7.24	Pass

Test Band	Test Bandwidth	Test Channel	Test Mode	Test RB (Size#Offset)	Refer to Plot[Note2]	Verdict
Band 12	1.4 MHz	LCH	QPSK	RB1#0	8.1	Pass
			16-QAM	RB1#0	8.2	Pass
		MCH	QPSK	RB1#0	8.3	Pass
			16-QAM	RB1#0	8.4	Pass
		HCH	QPSK	RB1#0	8.5	Pass
			16-QAM	RB1#0	8.6	Pass
	3 MHz	LCH	QPSK	RB1#0	8.7	Pass
			16-QAM	RB1#0	8.8	Pass
		MCH	QPSK	RB1#0	8.9	Pass
			16-QAM	RB1#0	8.10	Pass
		HCH	QPSK	RB1#0	8.11	Pass
			16-QAM	RB1#0	8.12	Pass
	5 MHz	LCH	QPSK	RB1#0	8.13	Pass
			16-QAM	RB1#0	8.14	Pass
		MCH	QPSK	RB1#0	8.15	Pass
			16-QAM	RB1#0	8.16	Pass
		HCH	QPSK	RB1#0	8.17	Pass
			16-QAM	RB1#0	8.18	Pass
	10 MHz	LCH	QPSK	RB1#0	8.19	Pass
			16-QAM	RB1#0	8.20	Pass
		MCH	QPSK	RB1#0	8.21	Pass
			16-QAM	RB1#0	8.22	Pass
		HCH	QPSK	RB1#0	8.23	Pass
			16-QAM	RB1#0	8.24	Pass

Test Band	Test Bandwidth	Test Channel	Test Mode	Test RB (Size#Offset)	Refer to Plot[Note2]	Verdict
Band 13	5 MHz	LCH	QPSK	RB1#0	9.1	Pass
			16-QAM	RB1#0	9.2	Pass
		MCH	QPSK	RB1#0	9.3	Pass
			16-QAM	RB1#0	9.4	Pass
		HCH	QPSK	RB1#0	9.5	Pass
			16-QAM	RB1#0	9.6	Pass
	10 MHz	LCH	QPSK	RB1#0	9.7	Pass
			16-QAM	RB1#0	9.8	Pass

Test Band	Test Bandwidth	Test Channel	Test Mode	Test RB (Size#Offset)	Refer to Plot[Note2]	Verdict
Band 14	5 MHz	LCH	QPSK	RB1#0	10.1	Pass
			16-QAM	RB1#0	10.2	Pass
		MCH	QPSK	RB1#0	10.3	Pass
			16-QAM	RB1#0	10.4	Pass
		HCH	QPSK	RB1#0	10.5	Pass
			16-QAM	RB1#0	10.6	Pass
	10 MHz	LCH	QPSK	RB1#0	10.7	Pass
			16-QAM	RB1#0	10.8	Pass

Test Band	Test Bandwidth	Test Channel	Test Mode	Test RB (Size#Offset)	Refer to Plot[Note2]	Verdict
Band 17	5 MHz	LCH	QPSK	RB1#0	11.1	Pass
			16-QAM	RB1#0	11.2	Pass
		MCH	QPSK	RB1#0	11.3	Pass
			16-QAM	RB1#0	11.4	Pass
		HCH	QPSK	RB1#0	11.5	Pass
			16-QAM	RB1#0	11.6	Pass
	10 MHz	LCH	QPSK	RB1#0	11.7	Pass
			16-QAM	RB1#0	11.8	Pass
		MCH	QPSK	RB1#0	11.9	Pass
			16-QAM	RB1#0	11.10	Pass
		HCH	QPSK	RB1#0	11.11	Pass
			16-QAM	RB1#0	11.12	Pass

Test Band	Test Bandwidth	Test Channel	Test Mode	Test RB (Size#Offset)	Refer to Plot[Note2]	Verdict
Band 18 (824-830MHz)	5 MHz	LCH	QPSK	RB1#0	12.1	Pass
			16-QAM	RB1#0	12.2	Pass
		MCH	QPSK	RB1#0	12.3	Pass
			16-QAM	RB1#0	12.4	Pass
		HCH	QPSK	RB1#0	12.5	Pass
			16-QAM	RB1#0	12.6	Pass

Test Band	Test Bandwidth	Test Channel	Test Mode	Test RB (Size#Offset)	Refer to Plot[Note2]	Verdict
Band 18 (815-824MHz)	5 MHz	LCH	QPSK	RB1#0	13.1	Pass
			16-QAM	RB1#0	13.2	Pass
		MCH	QPSK	RB1#0	13.3	Pass
			16-QAM	RB1#0	13.4	Pass
		HCH	QPSK	RB1#0	13.5	Pass
			16-QAM	RB1#0	13.6	Pass

Test Band	Test Bandwidth	Test Channel	Test Mode	Test RB (Size#Offset)	Refer to Plot[Note2]	Verdict
Band 19	5 MHz	LCH	QPSK	RB1#0	14.1	Pass
			16-QAM	RB1#0	14.2	Pass
		MCH	QPSK	RB1#0	14.3	Pass
			16-QAM	RB1#0	14.4	Pass
		HCH	QPSK	RB1#0	14.5	Pass
			16-QAM	RB1#0	14.6	Pass
	10 MHz	LCH	QPSK	RB1#0	14.7	Pass
			16-QAM	RB1#0	14.8	Pass
		MCH	QPSK	RB1#0	14.9	Pass
			16-QAM	RB1#0	14.10	Pass
		HCH	QPSK	RB1#0	14.11	Pass
			16-QAM	RB1#0	14.12	Pass
	15 MHz	MCH	QPSK	RB1#0	14.13	Pass
			16-QAM	RB1#0	14.14	Pass

Test Band	Test Bandwidth	Test Channel	Test Mode	Test RB (Size#Offset)	Refer to Plot[Note2]	Verdict
Band 25	1.4 MHz	LCH	QPSK	RB1#0	15.1	Pass
			16-QAM	RB1#0	15.2	Pass
		MCH	QPSK	RB1#0	15.3	Pass
			16-QAM	RB1#0	15.4	Pass
		HCH	QPSK	RB1#0	15.5	Pass
			16-QAM	RB1#0	15.6	Pass
	3 MHz	LCH	QPSK	RB1#0	15.7	Pass
			16-QAM	RB1#0	15.8	Pass
		MCH	QPSK	RB1#0	15.9	Pass
			16-QAM	RB1#0	15.10	Pass
		HCH	QPSK	RB1#0	15.11	Pass
			16-QAM	RB1#0	15.12	Pass
	5 MHz	LCH	QPSK	RB1#0	15.13	Pass
			16-QAM	RB1#0	15.14	Pass
		MCH	QPSK	RB1#0	15.15	Pass
			16-QAM	RB1#0	15.16	Pass
		HCH	QPSK	RB1#0	15.17	Pass
			16-QAM	RB1#0	15.18	Pass
	10 MHz	LCH	QPSK	RB1#0	15.19	Pass
			16-QAM	RB1#0	15.20	Pass
		MCH	QPSK	RB1#0	15.21	Pass
			16-QAM	RB1#0	15.22	Pass
		HCH	QPSK	RB1#0	15.23	Pass
			16-QAM	RB1#0	15.24	Pass
	15 MHz	LCH	QPSK	RB1#0	15.25	Pass
			16-QAM	RB1#0	15.26	Pass
		MCH	QPSK	RB1#0	15.27	Pass
			16-QAM	RB1#0	15.28	Pass
		HCH	QPSK	RB1#0	15.29	Pass
			16-QAM	RB1#0	15.30	Pass
	20 MHz	LCH	QPSK	RB1#0	15.31	Pass
			16-QAM	RB1#0	15.32	Pass
		MCH	QPSK	RB1#0	15.33	Pass
			16-QAM	RB1#0	15.34	Pass
		HCH	QPSK	RB1#0	15.35	Pass
			16-QAM	RB1#0	15.36	Pass

Test Band	Test Bandwidth	Test Channel	Test Mode	Test RB (Size#Offset)	Refer to Plot[Note2]	Verdict
Band 26 (824-849MHz)	1.4 MHz	LCH	QPSK	RB1#0	16.1	Pass
			16-QAM	RB1#0	16.2	Pass
		MCH	QPSK	RB1#0	16.3	Pass
			16-QAM	RB1#0	16.4	Pass
		HCH	QPSK	RB1#0	16.5	Pass
			16-QAM	RB1#0	16.6	Pass
	3 MHz	LCH	QPSK	RB1#0	16.7	Pass
			16-QAM	RB1#0	16.8	Pass
		MCH	QPSK	RB1#0	16.9	Pass
			16-QAM	RB1#0	16.10	Pass
		HCH	QPSK	RB1#0	16.11	Pass
			16-QAM	RB1#0	16.12	Pass
	5 MHz	LCH	QPSK	RB1#0	16.13	Pass
			16-QAM	RB1#0	16.14	Pass
		MCH	QPSK	RB1#0	16.15	Pass
			16-QAM	RB1#0	16.16	Pass
		HCH	QPSK	RB1#0	16.17	Pass
			16-QAM	RB1#0	16.18	Pass
	10 MHz	LCH	QPSK	RB1#0	16.19	Pass
			16-QAM	RB1#0	16.20	Pass
		MCH	QPSK	RB1#0	16.21	Pass
			16-QAM	RB1#0	16.22	Pass
		HCH	QPSK	RB1#0	16.23	Pass
			16-QAM	RB1#0	16.24	Pass
	15 MHz	LCH	QPSK	RB1#0	16.25	Pass
			16-QAM	RB1#0	16.26	Pass
		MCH	QPSK	RB1#0	16.27	Pass
			16-QAM	RB1#0	16.28	Pass
		HCH	QPSK	RB1#0	16.29	Pass
			16-QAM	RB1#0	16.30	Pass

Test Band	Test Bandwidth	Test Channel	Test Mode	Test RB (Size#Offset)	Refer to Plot[Note2]	Verdict
Band 26 (814-824MHz)	1.4 MHz	LCH	QPSK	RB1#0	17.1	Pass
			16-QAM	RB1#0	17.2	Pass
		MCH	QPSK	RB1#0	17.3	Pass
			16-QAM	RB1#0	17.4	Pass
		HCH	QPSK	RB1#0	17.5	Pass
			16-QAM	RB1#0	17.6	Pass
	3 MHz	LCH	QPSK	RB1#0	17.7	Pass
			16-QAM	RB1#0	17.8	Pass
		MCH	QPSK	RB1#0	17.9	Pass
			16-QAM	RB1#0	17.10	Pass
		HCH	QPSK	RB1#0	17.11	Pass
			16-QAM	RB1#0	17.12	Pass
	5 MHz	LCH	QPSK	RB1#0	17.13	Pass
			16-QAM	RB1#0	17.14	Pass
		MCH	QPSK	RB1#0	17.15	Pass
			16-QAM	RB1#0	17.16	Pass
		HCH	QPSK	RB1#0	17.17	Pass
			16-QAM	RB1#0	17.18	Pass
	10 MHz	MCH	QPSK	RB1#0	17.19	Pass
			16-QAM	RB1#0	17.20	Pass

Test Band	Test Bandwidth	Test Channel	Test Mode	Test RB (Size#Offset)	Refer to Plot[Note2]	Verdict
Band 30	5 MHz	LCH	QPSK	RB1#0	18.1	Pass
			16-QAM	RB1#0	18.2	Pass
		MCH	QPSK	RB1#0	18.3	Pass
			16-QAM	RB1#0	18.4	Pass
		HCH	QPSK	RB1#0	18.5	Pass
			16-QAM	RB1#0	18.6	Pass
	10 MHz	MCH	QPSK	RB1#0	18.7	Pass
			16-QAM	RB1#0	18.8	Pass

Test Band	Test Bandwidth	Test Channel	Test Mode	Test RB (Size#Offset)	Refer to Plot[Note2]	Verdict
Band 66	1.4 MHz	LCH	QPSK	RB1#0	19.1	Pass
			16-QAM	RB1#0	19.2	Pass
		MCH	QPSK	RB1#0	19.3	Pass
			16-QAM	RB1#0	19.4	Pass
		HCH	QPSK	RB1#0	19.5	Pass
			16-QAM	RB1#0	19.6	Pass
	3 MHz	LCH	QPSK	RB1#0	19.7	Pass
			16-QAM	RB1#0	19.8	Pass
		MCH	QPSK	RB1#0	19.9	Pass
			16-QAM	RB1#0	19.10	Pass
		HCH	QPSK	RB1#0	19.11	Pass
			16-QAM	RB1#0	19.12	Pass
	5 MHz	LCH	QPSK	RB1#0	19.13	Pass
			16-QAM	RB1#0	19.14	Pass
		MCH	QPSK	RB1#0	19.15	Pass
			16-QAM	RB1#0	19.16	Pass
		HCH	QPSK	RB1#0	19.17	Pass
			16-QAM	RB1#0	19.18	Pass
	10 MHz	LCH	QPSK	RB1#0	19.19	Pass
			16-QAM	RB1#0	19.20	Pass
		MCH	QPSK	RB1#0	19.21	Pass
			16-QAM	RB1#0	19.22	Pass
		HCH	QPSK	RB1#0	19.23	Pass
			16-QAM	RB1#0	19.24	Pass
	15 MHz	LCH	QPSK	RB1#0	19.25	Pass
			16-QAM	RB1#0	19.26	Pass
		MCH	QPSK	RB1#0	19.27	Pass
			16-QAM	RB1#0	19.28	Pass
		HCH	QPSK	RB1#0	19.29	Pass
			16-QAM	RB1#0	19.30	Pass
	20 MHz	LCH	QPSK	RB1#0	19.31	Pass
			16-QAM	RB1#0	19.32	Pass
		MCH	QPSK	RB1#0	19.33	Pass
			16-QAM	RB1#0	19.34	Pass
		HCH	QPSK	RB1#0	19.35	Pass
			16-QAM	RB1#0	19.36	Pass

Test Band	Test Bandwidth	Test Channel	Test Mode	Test RB (Size#Offset)	Refer to Plot[Note2]	Verdict
Band 38	5 MHz	LCH	QPSK	RB1#0	20.1	Pass
			16-QAM	RB1#0	20.2	Pass
		MCH	QPSK	RB1#0	20.3	Pass
			16-QAM	RB1#0	20.4	Pass
		HCH	QPSK	RB1#0	20.5	Pass
			16-QAM	RB1#0	20.6	Pass
	10 MHz	LCH	QPSK	RB1#0	20.7	Pass
			16-QAM	RB1#0	20.8	Pass
		MCH	QPSK	RB1#0	20.9	Pass
			16-QAM	RB1#0	20.10	Pass
		HCH	QPSK	RB1#0	20.11	Pass
			16-QAM	RB1#0	20.12	Pass
	15 MHz	LCH	QPSK	RB1#0	20.13	Pass
			16-QAM	RB1#0	20.14	Pass
		MCH	QPSK	RB1#0	20.15	Pass
			16-QAM	RB1#0	20.16	Pass
		HCH	QPSK	RB1#0	20.17	Pass
			16-QAM	RB1#0	20.18	Pass
	20 MHz	LCH	QPSK	RB1#0	20.19	Pass
			16-QAM	RB1#0	20.20	Pass
		MCH	QPSK	RB1#0	20.21	Pass
			16-QAM	RB1#0	20.22	Pass
		HCH	QPSK	RB1#0	20.23	Pass
			16-QAM	RB1#0	20.24	Pass

Test Band	Test Bandwidth	Test Channel	Test Mode	Test RB (Size#Offset)	Refer to Plot[Note2]	Verdict
Band 40 (2305-2315MHz)	5 MHz	LCH	QPSK	RB1#0	21.1	Pass
			16-QAM	RB1#0	21.2	Pass
		MCH	QPSK	RB1#0	21.3	Pass
			16-QAM	RB1#0	21.4	Pass
		HCH	QPSK	RB1#0	21.5	Pass
			16-QAM	RB1#0	21.6	Pass
	10 MHz	MCH	QPSK	RB1#0	21.7	Pass
			16-QAM	RB1#0	21.8	Pass

Test Band	Test Bandwidth	Test Channel	Test Mode	Test RB (Size#Offset)	Refer to Plot[Note2]	Verdict
Band 40 (2350-2360MHz)	5 MHz	LCH	QPSK	RB1#0	22.1	Pass
			16-QAM	RB1#0	22.2	Pass
		MCH	QPSK	RB1#0	22.3	Pass
			16-QAM	RB1#0	22.4	Pass
		HCH	QPSK	RB1#0	22.5	Pass
			16-QAM	RB1#0	22.6	Pass
	10 MHz	MCH	QPSK	RB1#0	22.7	Pass
			16-QAM	RB1#0	22.8	Pass

Test Band	Test Bandwidth	Test Channel	Test Mode	Test RB (Size#Offset)	Refer to Plot[Note2]	Verdict
Band 41	5 MHz	LCH	QPSK	RB1#0	23.1	Pass
			16-QAM	RB1#0	23.2	Pass
		MCH	QPSK	RB1#0	23.3	Pass
			16-QAM	RB1#0	23.4	Pass
		HCH	QPSK	RB1#0	23.5	Pass
			16-QAM	RB1#0	23.6	Pass
	10 MHz	LCH	QPSK	RB1#0	23.7	Pass
			16-QAM	RB1#0	23.8	Pass
		MCH	QPSK	RB1#0	23.9	Pass
			16-QAM	RB1#0	23.10	Pass
		HCH	QPSK	RB1#0	23.11	Pass
			16-QAM	RB1#0	23.12	Pass
	15 MHz	LCH	QPSK	RB1#0	23.13	Pass
			16-QAM	RB1#0	23.14	Pass
		MCH	QPSK	RB1#0	23.15	Pass
			16-QAM	RB1#0	23.16	Pass
		HCH	QPSK	RB1#0	23.17	Pass
			16-QAM	RB1#0	23.18	Pass
	20 MHz	LCH	QPSK	RB1#0	23.19	Pass
			16-QAM	RB1#0	23.20	Pass
		MCH	QPSK	RB1#0	23.21	Pass
			16-QAM	RB1#0	23.22	Pass
		HCH	QPSK	RB1#0	23.23	Pass
			16-QAM	RB1#0	23.24	Pass

Test Band	Test Bandwidth	Test Channel	Test Mode	Test RB (Size#Offset)	Refer to Plot[Note2]	Verdict
Band 48	5 MHz	LCH	QPSK	RB1#0	24.1	Pass
			16-QAM	RB1#0	24.2	Pass
		MCH	QPSK	RB1#0	24.3	Pass
			16-QAM	RB1#0	24.4	Pass
		HCH	QPSK	RB1#0	24.5	Pass
			16-QAM	RB1#0	24.6	Pass
	10 MHz	LCH	QPSK	RB1#0	24.7	Pass
			16-QAM	RB1#0	24.8	Pass
		MCH	QPSK	RB1#0	24.9	Pass
			16-QAM	RB1#0	24.10	Pass
		HCH	QPSK	RB1#0	24.11	Pass
			16-QAM	RB1#0	24.12	Pass
	15 MHz	LCH	QPSK	RB1#0	24.13	Pass
			16-QAM	RB1#0	24.14	Pass
		MCH	QPSK	RB1#0	24.15	Pass
			16-QAM	RB1#0	24.16	Pass
		HCH	QPSK	RB1#0	24.17	Pass
			16-QAM	RB1#0	24.18	Pass
	20 MHz	LCH	QPSK	RB1#0	24.19	Pass
			16-QAM	RB1#0	24.20	Pass
		MCH	QPSK	RB1#0	24.21	Pass
			16-QAM	RB1#0	24.22	Pass
		HCH	QPSK	RB1#0	24.23	Pass
			16-QAM	RB1#0	24.24	Pass

A.6 Band Edge

Note 1: Test plots please refer to the document “Annex No.:BL-SZ2290772-501 Data Part 4.pdf”.

WCDMA Mode Test Verdict

Test Band	Test Channel	Refer to Plot[Note1]	Verdict
WCDMA Band 2	LCH	1.1	Pass
	HCH	1.2	Pass
WCDMA Band 4	LCH	2.1	Pass
	HCH	2.2	Pass
WCDMA Band 5	LCH	3.1	Pass
	HCH	3.2	Pass

LTE Mode Test Verdict

Test Band	Test Bandwidth	Test Channel	Test Mode	Test RB (Size#Offset)	Refer to Plot[Note1]	Verdict
Band 2	1.4 MHz	LCH	QPSK	RB1#0	4.1	Pass
				RB6#0	4.2	Pass
			16-QAM	RB1#0	4.3	Pass
				RB6#0	4.4	Pass
		HCH	QPSK	RB1#5	4.5	Pass
				RB6#0	4.6	Pass
			16-QAM	RB1#5	4.7	Pass
				RB6#0	4.8	Pass
	3 MHz	LCH	QPSK	RB1#0	4.9	Pass
				RB15#0	4.10	Pass
			16-QAM	RB1#0	4.11	Pass
				RB15#0	4.12	Pass
		HCH	QPSK	RB1#14	4.13	Pass
				RB15#0	4.14	Pass
			16-QAM	RB1#14	4.15	Pass
				RB15#0	4.16	Pass
	5 MHz	LCH	QPSK	RB1#0	4.17	Pass
				RB25#0	4.18	Pass
			16-QAM	RB1#0	4.19	Pass
				RB25#0	4.20	Pass
		HCH	QPSK	RB1#24	4.21	Pass
				RB25#0	4.22	Pass
			16-QAM	RB1#24	4.23	Pass
				RB25#0	4.24	Pass
	10 MHz	LCH	QPSK	RB1#0	4.25	Pass
				RB50#0	4.26	Pass
			16-QAM	RB1#0	4.27	Pass
				RB50#0	4.28	Pass
		HCH	QPSK	RB1#49	4.29	Pass
				RB50#0	4.30	Pass
			16-QAM	RB1#49	4.31	Pass
				RB50#0	4.32	Pass
	15 MHz	LCH	QPSK	RB1#0	4.33	Pass
				RB75#0	4.34	Pass
			16-QAM	RB1#0	4.35	Pass
				RB75#0	4.36	Pass
		HCH	QPSK	RB1#74	4.37	Pass
				RB75#0	4.38	Pass
			16-QAM	RB1#74	4.39	Pass

Test Band	Test Bandwidth	Test Channel	Test Mode	Test RB (Size#Offset)	Refer to Plot[Note1]	Verdict
				RB75#0	4.40	Pass
	20 MHz	LCH	QPSK	RB1#0	4.41	Pass
				RB100#0	4.42	Pass
			16-QAM	RB1#0	4.43	Pass
				RB100#0	4.44	Pass
		HCH	QPSK	RB1#99	4.45	Pass
				RB100#0	4.46	Pass
			16-QAM	RB1#99	4.47	Pass
				RB100#0	4.48	Pass

Test Band	Test Bandwidth	Test Channel	Test Mode	Test RB (Size#Offset)	Refer to Plot[Note1]	Verdict
Band 4	1.4 MHz	LCH	QPSK	RB1#0	5.1	Pass
				RB6#0	5.2	Pass
			16-QAM	RB1#0	5.3	Pass
				RB6#0	5.4	Pass
		HCH	QPSK	RB1#5	5.5	Pass
				RB6#0	5.6	Pass
			16-QAM	RB1#5	5.7	Pass
				RB6#0	5.8	Pass
	3 MHz	LCH	QPSK	RB1#0	5.9	Pass
				RB15#0	5.10	Pass
			16-QAM	RB1#0	5.11	Pass
				RB15#0	5.12	Pass
		HCH	QPSK	RB1#14	5.13	Pass
				RB15#0	5.14	Pass
			16-QAM	RB1#14	5.15	Pass
				RB15#0	5.16	Pass
	5 MHz	LCH	QPSK	RB1#0	5.17	Pass
				RB25#0	5.18	Pass
			16-QAM	RB1#0	5.19	Pass
				RB25#0	5.20	Pass
		HCH	QPSK	RB1#24	5.21	Pass
				RB25#0	5.22	Pass
			16-QAM	RB1#24	5.23	Pass
				RB25#0	5.24	Pass
	10 MHz	LCH	QPSK	RB1#0	5.25	Pass
				RB50#0	5.26	Pass
			16-QAM	RB1#0	5.27	Pass
				RB50#0	5.28	Pass
		HCH	QPSK	RB1#49	5.29	Pass
				RB50#0	5.30	Pass
			16-QAM	RB1#49	5.31	Pass
				RB50#0	5.32	Pass
	15 MHz	LCH	QPSK	RB1#0	5.33	Pass
				RB75#0	5.34	Pass
			16-QAM	RB1#0	5.35	Pass
				RB75#0	5.36	Pass
		HCH	QPSK	RB1#74	5.37	Pass
				RB75#0	5.38	Pass
			16-QAM	RB1#74	5.39	Pass

Test Band	Test Bandwidth	Test Channel	Test Mode	Test RB (Size#Offset)	Refer to Plot[Note1]	Verdict
				RB75#0	5.40	Pass
	20 MHz	LCH	QPSK	RB1#0	5.41	Pass
				RB100#0	5.42	Pass
			16-QAM	RB1#0	5.43	Pass
				RB100#0	5.44	Pass
		HCH	QPSK	RB1#99	5.45	Pass
				RB100#0	5.46	Pass
			16-QAM	RB1#99	5.47	Pass
				RB100#0	5.48	Pass

Test Band	Test Bandwidth	Test Channel	Test Mode	Test RB (Size#Offset)	Refer to Plot[Note1]	Verdict
Band 5	1.4 MHz	LCH	QPSK	RB1#0	6.1	Pass
				RB6#0	6.2	Pass
			16-QAM	RB1#0	6.3	Pass
				RB6#0	6.4	Pass
		HCH	QPSK	RB1#5	6.5	Pass
				RB6#0	6.6	Pass
			16-QAM	RB1#5	6.7	Pass
				RB6#0	6.8	Pass
	3 MHz	LCH	QPSK	RB1#0	6.9	Pass
				RB15#0	6.10	Pass
			16-QAM	RB1#0	6.11	Pass
				RB15#0	6.12	Pass
		HCH	QPSK	RB1#14	6.13	Pass
				RB15#0	6.14	Pass
			16-QAM	RB1#14	6.15	Pass
				RB15#0	6.16	Pass
	5 MHz	LCH	QPSK	RB1#0	6.17	Pass
				RB25#0	6.18	Pass
			16-QAM	RB1#0	6.19	Pass
				RB25#0	6.20	Pass
		HCH	QPSK	RB1#24	6.21	Pass
				RB25#0	6.22	Pass
			16-QAM	RB1#24	6.23	Pass
				RB25#0	6.24	Pass
	10 MHz	LCH	QPSK	RB1#0	6.25	Pass
				RB50#0	6.26	Pass
			16-QAM	RB1#0	6.27	Pass
				RB50#0	6.28	Pass
		HCH	QPSK	RB1#49	6.29	Pass
				RB50#0	6.30	Pass
			16-QAM	RB1#49	6.31	Pass
				RB50#0	6.32	Pass

Test Band	Test Bandwidth	Test Channel	Test Mode	Test RB (Size#Offset)	Refer to Plot[Note1]	Verdict
Band 7	5 MHz	LCH	QPSK	RB1#0	7.1	Pass
				RB25#0	7.2	Pass
			16-QAM	RB1#0	7.3	Pass
				RB25#0	7.4	Pass
		HCH	QPSK	RB1#24	7.5	Pass
				RB25#0	7.6	Pass
			16-QAM	RB1#24	7.7	Pass
				RB25#0	7.8	Pass
	10 MHz	LCH	QPSK	RB1#0	7.9	Pass
				RB50#0	7.10	Pass
			16-QAM	RB1#0	7.11	Pass
				RB50#0	7.12	Pass
		HCH	QPSK	RB1#49	7.13	Pass
				RB50#0	7.14	Pass
			16-QAM	RB1#49	7.15	Pass
				RB50#0	7.16	Pass
	15 MHz	LCH	QPSK	RB1#0	7.17	Pass
				RB75#0	7.18	Pass
			16-QAM	RB1#0	7.19	Pass
				RB75#0	7.20	Pass
		HCH	QPSK	RB1#74	7.21	Pass
				RB75#0	7.22	Pass
			16-QAM	RB1#74	7.23	Pass
				RB75#0	7.24	Pass
	20 MHz	LCH	QPSK	RB1#0	7.25	Pass
				RB100#0	7.26	Pass
			16-QAM	RB1#0	7.27	Pass
				RB100#0	7.28	Pass
		HCH	QPSK	RB1#99	7.29	Pass
				RB100#0	7.30	Pass
			16-QAM	RB1#99	7.31	Pass
				RB100#0	7.32	Pass

Test Band	Test Bandwidth	Test Channel	Test Mode	Test RB (Size#Offset)	Refer to Plot[Note1]	Verdict
Band 12	1.4 MHz	LCH	QPSK	RB1#0	8.1	Pass
				RB6#0	8.2	Pass
			16-QAM	RB1#0	8.3	Pass
				RB6#0	8.4	Pass
		HCH	QPSK	RB1#5	8.5	Pass
				RB6#0	8.6	Pass
			16-QAM	RB1#5	8.7	Pass
				RB6#0	8.8	Pass
	3 MHz	LCH	QPSK	RB1#0	8.9	Pass
				RB15#0	8.10	Pass
			16-QAM	RB1#0	8.11	Pass
				RB15#0	8.12	Pass
		HCH	QPSK	RB1#14	8.13	Pass
				RB15#0	8.14	Pass
			16-QAM	RB1#14	8.15	Pass
				RB15#0	8.16	Pass
	5 MHz	LCH	QPSK	RB1#0	8.17	Pass
				RB25#0	8.18	Pass
			16-QAM	RB1#0	8.19	Pass
				RB25#0	8.20	Pass
		HCH	QPSK	RB1#24	8.21	Pass
				RB25#0	8.22	Pass
			16-QAM	RB1#24	8.23	Pass
				RB25#0	8.24	Pass
	10 MHz	LCH	QPSK	RB1#0	8.25	Pass
				RB50#0	8.26	Pass
			16-QAM	RB1#0	8.27	Pass
				RB50#0	8.28	Pass
		HCH	QPSK	RB1#49	8.29	Pass
				RB50#0	8.30	Pass
			16-QAM	RB1#49	8.31	Pass
				RB50#0	8.32	Pass

Test Band	Test Bandwidth	Test Channel	Test Mode	Test RB (Size#Offset)	Refer to Plot[Note1]	Verdict
Band 13	5 MHz	LCH	QPSK	RB1#0	9.1	Pass
				RB25#0	9.2	Pass
			16-QAM	RB1#0	9.3	Pass
				RB25#0	9.4	Pass
		HCH	QPSK	RB1#24	9.5	Pass
				RB25#0	9.6	Pass
			16-QAM	RB1#24	9.7	Pass
				RB25#0	9.8	Pass
	10 MHz	LCH	QPSK	RB1#0	9.9	Pass
				RB50#0	9.10	Pass
			16-QAM	RB1#0	9.11	Pass
				RB50#0	9.12	Pass
		HCH	QPSK	RB1#49	9.13	Pass
				RB50#0	9.14	Pass
			16-QAM	RB1#49	9.15	Pass
				RB50#0	9.16	Pass

Emission Mask						
Test Band	Test Bandwidth	Test Channel	Test Mode	Test RB (Size#Offset)	Refer to Plot[Note1]	Verdict
Band 13	5 MHz	LCH	QPSK	RB1#0	9.17	Pass
				RB25#0	9.18	Pass
			16-QAM	RB1#0	9.19	Pass
				RB25#0	9.20	Pass
		HCH	QPSK	RB1#24	9.21	Pass
				RB25#0	9.22	Pass
			16-QAM	RB1#24	9.23	Pass
				RB25#0	9.24	Pass
	10 MHz	LCH	QPSK	RB1#0	9.25	Pass
				RB50#0	9.26	Pass
			16-QAM	RB1#0	9.27	Pass
				RB50#0	9.28	Pass
		HCH	QPSK	RB1#49	9.29	Pass
				RB50#0	9.30	Pass
			16-QAM	RB1#49	9.31	Pass
				RB50#0	9.32	Pass

Test Band	Test Bandwidth	Test Channel	Test Mode	Test RB (Size#Offset)	Refer to Plot[Note1]	Verdict
Band 14	5 MHz	LCH	QPSK	RB1#0	10.1	Pass
				RB25#0	10.2	Pass
			16-QAM	RB1#0	10.3	Pass
				RB25#0	10.4	Pass
		HCH	QPSK	RB1#24	10.5	Pass
				RB25#0	10.6	Pass
			16-QAM	RB1#24	10.7	Pass
				RB25#0	10.8	Pass
	10 MHz	LCH	QPSK	RB1#0	10.9	Pass
				RB50#0	10.10	Pass
			16-QAM	RB1#0	10.11	Pass
				RB50#0	10.12	Pass
		HCH	QPSK	RB1#49	10.13	Pass
				RB50#0	10.14	Pass
			16-QAM	RB1#49	10.15	Pass
				RB50#0	10.16	Pass

Emission Mask						
Test Band	Test Bandwidth	Test Channel	Test Mode	Test RB (Size#Offset)	Refer to Plot[Note1]	Verdict
Band 14	5 MHz	LCH	QPSK	RB1#0	10.17	Pass
				RB25#0	10.18	Pass
			16-QAM	RB1#0	10.19	Pass
				RB25#0	10.20	Pass
		HCH	QPSK	RB1#24	10.21	Pass
				RB25#0	10.22	Pass
			16-QAM	RB1#24	10.23	Pass
				RB25#0	10.24	Pass
	10 MHz	LCH	QPSK	RB1#0	10.25	Pass
				RB50#0	10.26	Pass
			16-QAM	RB1#0	10.27	Pass
				RB50#0	10.28	Pass
		HCH	QPSK	RB1#49	10.29	Pass
				RB50#0	10.30	Pass
			16-QAM	RB1#49	10.31	Pass
				RB50#0	10.32	Pass

Test Band	Test Bandwidth	Test Channel	Test Mode	Test RB (Size#Offset)	Refer to Plot[Note1]	Verdict
Band 17	5 MHz	LCH	QPSK	RB1#0	11.1	Pass
				RB25#0	11.2	Pass
			16-QAM	RB1#0	11.3	Pass
				RB25#0	11.4	Pass
		HCH	QPSK	RB1#24	11.5	Pass
				RB25#0	11.6	Pass
			16-QAM	RB1#24	11.7	Pass
				RB25#0	11.8	Pass
	10 MHz	LCH	QPSK	RB1#0	11.9	Pass
				RB50#0	11.10	Pass
			16-QAM	RB1#0	11.11	Pass
				RB50#0	11.12	Pass
		HCH	QPSK	RB1#49	11.13	Pass
				RB50#0	11.14	Pass
			16-QAM	RB1#49	11.15	Pass
				RB50#0	11.16	Pass

Test Band	Test Bandwidth	Test Channel	Test Mode	Test RB (Size#Offset)	Refer to Plot[Note1]	Verdict
Band 18 (824-830MHz)	5 MHz	LCH	QPSK	RB1#0	12.1	Pass
				RB25#0	12.2	Pass
			16-QAM	RB1#0	12.3	Pass
				RB25#0	12.4	Pass
		HCH	QPSK	RB1#24	12.5	Pass
				RB25#0	12.6	Pass
			16-QAM	RB1#24	12.7	Pass
				RB25#0	12.8	Pass

Test Band	Test Bandwidth	Test Channel	Test Mode	Test RB (Size#Offset)	Refer to Plot[Note1]	Verdict
Band 18 (815-824MHz)	5 MHz	LCH	QPSK	RB1#0	13.1	Pass
				RB25#0	13.2	Pass
			16-QAM	RB1#0	13.3	Pass
				RB25#0	13.4	Pass
		HCH	QPSK	RB1#24	13.5	Pass
				RB25#0	13.6	Pass
			16-QAM	RB1#24	13.7	Pass
				RB25#0	13.8	Pass

Test Band	Test Bandwidth	Test Channel	Test Mode	Test RB (Size#Offset)	Refer to Plot[Note1]	Verdict
Band 19	5 MHz	LCH	QPSK	RB1#0	14.1	Pass
				RB25#0	14.2	Pass
			16-QAM	RB1#0	14.3	Pass
				RB25#0	14.4	Pass
		HCH	QPSK	RB1#24	14.5	Pass
				RB25#0	14.6	Pass
			16-QAM	RB1#24	14.7	Pass
				RB25#0	14.8	Pass
	10 MHz	LCH	QPSK	RB1#0	14.9	Pass
				RB50#0	14.10	Pass
			16-QAM	RB1#0	14.11	Pass
				RB50#0	14.12	Pass
		HCH	QPSK	RB1#49	14.13	Pass
				RB50#0	14.14	Pass
			16-QAM	RB1#49	14.15	Pass
				RB50#0	14.16	Pass
	15 MHz	LCH	QPSK	RB1#0	14.17	Pass
				RB75#0	14.18	Pass
			16-QAM	RB1#0	14.19	Pass
				RB75#0	14.20	Pass
		HCH	QPSK	RB1#74	14.21	Pass
				RB75#0	14.22	Pass
			16-QAM	RB1#74	14.23	Pass
				RB75#0	14.24	Pass

Test Band	Test Bandwidth	Test Channel	Test Mode	Test RB (Size#Offset)	Refer to Plot[Note1]	Verdict
Band 25	1.4 MHz	LCH	QPSK	RB1#0	15.1	Pass
				RB6#0	15.2	Pass
			16-QAM	RB1#0	15.3	Pass
				RB6#0	15.4	Pass
		HCH	QPSK	RB1#5	15.5	Pass
				RB6#0	15.6	Pass
			16-QAM	RB1#5	15.7	Pass
				RB6#0	15.8	Pass
	3 MHz	LCH	QPSK	RB1#0	15.9	Pass
				RB15#0	15.10	Pass
			16-QAM	RB1#0	15.11	Pass
				RB15#0	15.12	Pass
		HCH	QPSK	RB1#14	15.13	Pass
				RB15#0	15.14	Pass
			16-QAM	RB1#14	15.15	Pass
				RB15#0	15.16	Pass
	5 MHz	LCH	QPSK	RB1#0	15.17	Pass
				RB25#0	15.18	Pass
			16-QAM	RB1#0	15.19	Pass
				RB25#0	15.20	Pass
		HCH	QPSK	RB1#24	15.21	Pass
				RB25#0	15.22	Pass
			16-QAM	RB1#24	15.23	Pass
				RB25#0	15.24	Pass
	10 MHz	LCH	QPSK	RB1#0	15.25	Pass
				RB50#0	15.26	Pass
			16-QAM	RB1#0	15.27	Pass
				RB50#0	15.28	Pass
		HCH	QPSK	RB1#49	15.29	Pass
				RB50#0	15.30	Pass
			16-QAM	RB1#49	15.31	Pass
				RB50#0	15.32	Pass
	15 MHz	LCH	QPSK	RB1#0	15.33	Pass
				RB75#0	15.34	Pass
			16-QAM	RB1#0	15.35	Pass
				RB75#0	15.36	Pass
		HCH	QPSK	RB1#74	15.37	Pass
				RB75#0	15.38	Pass
			16-QAM	RB1#74	15.39	Pass
				RB75#0	15.40	Pass

Test Band	Test Bandwidth	Test Channel	Test Mode	Test RB (Size#Offset)	Refer to Plot[Note1]	Verdict
	20 MHz	LCH	QPSK	RB1#0	15.41	Pass
				RB100#0	15.42	Pass
			16-QAM	RB1#0	15.43	Pass
				RB100#0	15.44	Pass
		HCH	QPSK	RB1#99	15.45	Pass
				RB100#0	15.46	Pass
			16-QAM	RB1#99	15.47	Pass
				RB100#0	15.48	Pass

Test Band	Test Bandwidth	Test Channel	Test Mode	Test RB (Size#Offset)	Refer to Plot[Note1]	Verdict
Band 26 (824-849MHz)	MH	LCH	QPSK	RB1#0	16.1	Pass
				RB6#0	16.2	Pass
			16-QAM	RB1#0	16.3	Pass
				RB6#0	16.4	Pass
		HCH	QPSK	RB1#5	16.5	Pass
				RB6#0	16.6	Pass
			16-QAM	RB1#5	16.7	Pass
				RB6#0	16.8	Pass
	3 MHz	LCH	QPSK	RB1#0	16.9	Pass
				RB15#0	16.10	Pass
			16-QAM	RB1#0	16.11	Pass
				RB15#0	16.12	Pass
		HCH	QPSK	RB1#14	16.13	Pass
				RB15#0	16.14	Pass
			16-QAM	RB1#14	16.15	Pass
				RB15#0	16.16	Pass
	5 MHz	LCH	QPSK	RB1#0	16.17	Pass
				RB25#0	16.18	Pass
			16-QAM	RB1#0	16.19	Pass
				RB25#0	16.20	Pass
		HCH	QPSK	RB1#24	16.21	Pass
				RB25#0	16.22	Pass
			16-QAM	RB1#24	16.23	Pass
				RB25#0	16.24	Pass
	10 MHz	LCH	QPSK	RB1#0	16.25	Pass
				RB50#0	16.26	Pass
			16-QAM	RB1#0	16.27	Pass
				RB50#0	16.28	Pass
		HCH	QPSK	RB1#49	16.29	Pass
				RB50#0	16.30	Pass
			16-QAM	RB1#49	16.31	Pass
				RB50#0	16.32	Pass
	15 MHz	LCH	QPSK	RB1#0	16.33	Pass
				RB75#0	16.34	Pass
			16-QAM	RB1#0	16.35	Pass
				RB75#0	16.36	Pass
		HCH	QPSK	RB1#74	16.37	Pass
				RB75#0	16.38	Pass
			16-QAM	RB1#74	16.39	Pass
				RB75#0	16.40	Pass

Test Band	Test Bandwidth	Test Channel	Test Mode	Test RB (Size#Offset)	Refer to Plot[Note1]	Verdict
				RB100#0		Pass

Test Band	Test Bandwidth	Test Channel	Test Mode	Test RB (Size#Offset)	Refer to Plot[Note1]	Verdict
Band 26 (814-824MHz)	1.4 MHz	LCH	QPSK	RB1#0	17.1	Pass
				RB6#0	17.2	Pass
			16-QAM	RB1#0	17.3	Pass
				RB6#0	17.4	Pass
		HCH	QPSK	RB1#5	17.5	Pass
				RB6#0	17.6	Pass
			16-QAM	RB1#5	17.7	Pass
				RB6#0	17.8	Pass
	3 MHz	LCH	QPSK	RB1#0	17.9	Pass
				RB15#0	17.10	Pass
			16-QAM	RB1#0	17.11	Pass
				RB15#0	17.12	Pass
		HCH	QPSK	RB1#14	17.13	Pass
				RB15#0	17.14	Pass
			16-QAM	RB1#14	17.15	Pass
				RB15#0	17.16	Pass
	5 MHz	LCH	QPSK	RB1#0	17.17	Pass
				RB25#0	17.18	Pass
			16-QAM	RB1#0	17.19	Pass
				RB25#0	17.20	Pass
		HCH	QPSK	RB1#24	17.21	Pass
				RB25#0	17.22	Pass
			16-QAM	RB1#24	17.23	Pass
				RB25#0	17.24	Pass
	10 MHz	LCH	QPSK	RB1#0	17.25	Pass
				RB50#0	17.26	Pass
			16-QAM	RB1#0	17.27	Pass
				RB50#0	17.28	Pass
		HCH	QPSK	RB1#49	17.29	Pass
				RB50#0	17.30	Pass
			16-QAM	RB1#49	17.31	Pass
				RB50#0	17.32	Pass

Test Band	Test Bandwidth	Test Channel	Test Mode	Test RB (Size#Offset)	Refer to Plot[Note1]	Verdict
Band 30	5 MHz	LCH	QPSK	RB1#0	18.1	Pass
				RB25#0	18.2	Pass
			16-QAM	RB1#0	18.3	Pass
				RB25#0	18.4	Pass
		HCH	QPSK	RB1#24	18.5	Pass
				RB25#0	18.6	Pass
			16-QAM	RB1#24	18.7	Pass
				RB25#0	18.8	Pass
	10 MHz	LCH	QPSK	RB1#0	18.9	Pass
				RB50#0	18.10	Pass
			16-QAM	RB1#0	18.11	Pass
				RB50#0	18.12	Pass
		HCH	QPSK	RB1#49	18.13	Pass
				RB50#0	18.14	Pass
			16-QAM	RB1#49	18.15	Pass
				RB50#0	18.16	Pass

Test Band	Test Bandwidth	Test Channel	Test Mode	Test RB (Size#Offset)	Refer to Plot[Note1]	Verdict
Band 66	1.4 MHz	LCH	QPSK	RB1#0	19.1	Pass
				RB6#0	19.2	Pass
			16-QAM	RB1#0	19.3	Pass
				RB6#0	19.4	Pass
		HCH	QPSK	RB1#5	19.5	Pass
				RB6#0	19.6	Pass
			16-QAM	RB1#5	19.7	Pass
				RB6#0	19.8	Pass
	3 MHz	LCH	QPSK	RB1#0	19.9	Pass
				RB15#0	19.10	Pass
			16-QAM	RB1#0	19.11	Pass
				RB15#0	19.12	Pass
		HCH	QPSK	RB1#14	19.13	Pass
				RB15#0	19.14	Pass
			16-QAM	RB1#14	19.15	Pass
				RB15#0	19.16	Pass
	5 MHz	LCH	QPSK	RB1#0	19.17	Pass
				RB25#0	19.18	Pass
			16-QAM	RB1#0	19.19	Pass
				RB25#0	19.20	Pass
		HCH	QPSK	RB1#24	19.21	Pass
				RB25#0	19.22	Pass
			16-QAM	RB1#24	19.23	Pass
				RB25#0	19.24	Pass
	10 MHz	LCH	QPSK	RB1#0	19.25	Pass
				RB50#0	19.26	Pass
			16-QAM	RB1#0	19.27	Pass
				RB50#0	19.28	Pass
		HCH	QPSK	RB1#49	19.29	Pass
				RB50#0	19.30	Pass
			16-QAM	RB1#49	19.31	Pass
				RB50#0	19.32	Pass
	15 MHz	LCH	QPSK	RB1#0	19.33	Pass
				RB75#0	19.34	Pass
			16-QAM	RB1#0	19.35	Pass
				RB75#0	19.36	Pass
		HCH	QPSK	RB1#74	19.37	Pass
				RB75#0	19.38	Pass
			16-QAM	RB1#74	19.39	Pass
				RB75#0	19.40	Pass

Test Band	Test Bandwidth	Test Channel	Test Mode	Test RB (Size#Offset)	Refer to Plot[Note1]	Verdict
	20 MHz	LCH	QPSK	RB1#0	19.41	Pass
				RB100#0	19.42	Pass
			16-QAM	RB1#0	19.43	Pass
				RB100#0	19.44	Pass
		HCH	QPSK	RB1#99	19.45	Pass
				RB100#0	19.46	Pass
			16-QAM	RB1#99	19.47	Pass
				RB100#0	19.48	Pass

Test Band	Test Bandwidth	Test Channel	Test Mode	Test RB (Size#Offset)	Refer to Plot[Note1]	Verdict
Band 38	5 MHz	LCH	QPSK	RB1#0	20.1	Pass
				RB25#0	20.2	Pass
			16-QAM	RB1#0	20.3	Pass
				RB25#0	20.4	Pass
		HCH	QPSK	RB1#24	20.5	Pass
				RB25#0	20.6	Pass
			16-QAM	RB1#24	20.7	Pass
				RB25#0	20.8	Pass
	10 MHz	LCH	QPSK	RB1#0	20.9	Pass
				RB50#0	20.10	Pass
			16-QAM	RB1#0	20.11	Pass
				RB50#0	20.12	Pass
		HCH	QPSK	RB1#49	20.13	Pass
				RB50#0	20.14	Pass
			16-QAM	RB1#49	20.15	Pass
				RB50#0	20.16	Pass
	15 MHz	LCH	QPSK	RB1#0	20.17	Pass
				RB75#0	20.18	Pass
			16-QAM	RB1#0	20.19	Pass
				RB75#0	20.20	Pass
		HCH	QPSK	RB1#74	20.21	Pass
				RB75#0	20.22	Pass
			16-QAM	RB1#74	20.23	Pass
				RB75#0	20.24	Pass
	20 MHz	LCH	QPSK	RB1#0	20.25	Pass
				RB100#0	20.26	Pass
			16-QAM	RB1#0	20.27	Pass
				RB100#0	20.28	Pass
		HCH	QPSK	RB1#99	20.29	Pass
				RB100#0	20.30	Pass

Test Band	Test Bandwidth	Test Channel	Test Mode	Test RB (Size#Offset)	Refer to Plot[Note1]	Verdict
			16-QAM	RB1#99	20.31	Pass
				RB100#0	20.32	Pass

Test Band	Test Bandwidth	Test Channel	Test Mode	Test RB (Size#Offset)	Refer to Plot[Note1]	Verdict
Band 40 (2305-2315MHz)	5 MHz	LCH	QPSK	RB1#0	21.1	Pass
				RB25#0	21.2	Pass
			16-QAM	RB1#0	21.3	Pass
				RB25#0	21.4	Pass
		HCH	QPSK	RB1#24	21.5	Pass
				RB25#0	21.6	Pass
			16-QAM	RB1#24	21.7	Pass
				RB25#0	21.8	Pass
	10 MHz	LCH	QPSK	RB1#0	21.9	Pass
				RB50#0	21.10	Pass
			16-QAM	RB1#0	21.11	Pass
				RB50#0	21.12	Pass
		HCH	QPSK	RB1#49	21.13	Pass
				RB50#0	21.14	Pass
			16-QAM	RB1#49	21.15	Pass
				RB50#0	21.16	Pass

Test Band	Test Bandwidth	Test Channel	Test Mode	Test RB (Size#Offset)	Refer to Plot[Note1]	Verdict
Band 40(2350-2360MHz)	5 MHz	LCH	QPSK	RB1#0	22.1	Pass
				RB25#0	22.2	Pass
			16-QAM	RB1#0	22.3	Pass
				RB25#0	22.4	Pass
		HCH	QPSK	RB1#24	22.5	Pass
				RB25#0	22.6	Pass
			16-QAM	RB1#24	22.7	Pass
				RB25#0	22.8	Pass
	10 MHz	LCH	QPSK	RB1#0	22.9	Pass
				RB50#0	22.10	Pass
			16-QAM	RB1#0	22.11	Pass
				RB50#0	22.12	Pass
		HCH	QPSK	RB1#49	22.13	Pass
				RB50#0	22.14	Pass
			16-QAM	RB1#49	22.15	Pass
				RB50#0	22.16	Pass

Test Band	Test Bandwidth	Test Channel	Test Mode	Test RB (Size#Offset)	Refer to Plot[Note1]	Verdict
Band 41	5 MHz	LCH	QPSK	RB1#0	23.1	Pass
				RB25#0	23.2	Pass
			16-QAM	RB1#0	23.3	Pass
				RB25#0	23.4	Pass
		HCH	QPSK	RB1#24	23.5	Pass
				RB25#0	23.6	Pass
			16-QAM	RB1#24	23.7	Pass
				RB25#0	23.8	Pass
	10 MHz	LCH	QPSK	RB1#0	23.9	Pass
				RB50#0	23.10	Pass
			16-QAM	RB1#0	23.11	Pass
				RB50#0	23.12	Pass
		HCH	QPSK	RB1#49	23.13	Pass
				RB50#0	23.14	Pass
			16-QAM	RB1#49	23.15	Pass
				RB50#0	23.16	Pass
	15 MHz	LCH	QPSK	RB1#0	23.17	Pass
				RB75#0	23.18	Pass
			16-QAM	RB1#0	23.19	Pass
				RB75#0	23.20	Pass
		HCH	QPSK	RB1#74	23.21	Pass
				RB75#0	23.22	Pass
			16-QAM	RB1#74	23.23	Pass
				RB75#0	23.24	Pass
	20 MHz	LCH	QPSK	RB1#0	23.25	Pass
				RB100#0	23.26	Pass
			16-QAM	RB1#0	23.27	Pass
				RB100#0	23.28	Pass
		HCH	QPSK	RB1#99	23.29	Pass
				RB100#0	23.30	Pass
			16-QAM	RB1#99	23.31	Pass
				RB100#0	23.32	Pass

Test Band	Test Bandwidth	Test Channel	Test Mode	Test RB (Size#Offset)	Refer to Plot[Note1]	Verdict
Band 48	5 MHz	LCH	QPSK	RB1#0	24.1	Pass
				RB25#0	24.2	Pass
			16-QAM	RB1#0	24.3	Pass
				RB25#0	24.4	Pass
		HCH	QPSK	RB1#24	24.5	Pass
				RB25#0	24.6	Pass
			16-QAM	RB1#24	24.7	Pass
				RB25#0	24.8	Pass
	10 MHz	LCH	QPSK	RB1#0	24.9	Pass
				RB50#0	24.10	Pass
			16-QAM	RB1#0	24.11	Pass
				RB50#0	24.12	Pass
		HCH	QPSK	RB1#49	24.13	Pass
				RB50#0	24.14	Pass
			16-QAM	RB1#49	24.15	Pass
				RB50#0	24.16	Pass
	15 MHz	LCH	QPSK	RB1#0	24.17	Pass
				RB75#0	24.18	Pass
			16-QAM	RB1#0	24.19	Pass
				RB75#0	24.20	Pass
		HCH	QPSK	RB1#74	24.21	Pass
				RB75#0	24.22	Pass
			16-QAM	RB1#74	24.23	Pass
				RB75#0	24.24	Pass
	20 MHz	LCH	QPSK	RB1#0	24.25	Pass
				RB100#0	24.26	Pass
			16-QAM	RB1#0	24.27	Pass
				RB100#0	24.28	Pass
		HCH	QPSK	RB1#99	24.29	Pass
				RB100#0	24.30	Pass
			16-QAM	RB1#99	24.31	Pass
				RB100#0	24.32	Pass

A.7 Field Strength of Spurious Radiation

Note 1: Only the worst data with different transmit bandwidth for LTE are shown here.

Note 2: The frequencies of verdict which are marked by "N/A" should be ignored because they are UE carrier frequency.

Note 3: Test plots please refer to the document “Annex No.:BL-SZ2290772-501 Data Part 5.pdf”.

WCDMA Mode Test Verdict

Test Band	Test Channel	Refer to Plot[Note3]	Verdict
WCDMA Band 2	LCH	1.1	Pass
	MCH	1.2	Pass
	HCH	1.3	Pass
WCDMA Band 4	LCH	2.1	Pass
	MCH	2.2	Pass
	HCH	2.3	Pass
WCDMA Band 5	LCH	3.1	Pass
	MCH	3.2	Pass
	HCH	3.3	Pass

LTE Mode Test Verdict

Test Band	Test Bandwidth	Test Channel	Test Mode	Test RB (Size#Offset)	Refer to Plot[Note3]	Verdict
Band 2	1.4 MHz	MCH	QPSK	RB1#0	4.1	Pass
	3 MHz	MCH	QPSK	RB1#0	4.2	Pass
	5 MHz	MCH	QPSK	RB1#0	4.3	Pass
	10 MHz	MCH	QPSK	RB1#0	4.4	Pass
	15 MHz	MCH	QPSK	RB1#0	4.5	Pass
	20 MHz	MCH	QPSK	RB1#0	4.6	Pass
Band 4	1.4 MHz	MCH	QPSK	RB1#0	5.1	Pass
	3 MHz	MCH	QPSK	RB1#0	5.2	Pass
	5 MHz	MCH	QPSK	RB1#0	5.3	Pass
	10 MHz	MCH	QPSK	RB1#0	5.4	Pass
	15 MHz	MCH	QPSK	RB1#0	5.5	Pass
	20 MHz	MCH	QPSK	RB1#0	5.6	Pass
Band 5	1.4 MHz	MCH	QPSK	RB1#0	6.1	Pass
	3 MHz	MCH	QPSK	RB1#0	6.2	Pass
	5 MHz	MCH	QPSK	RB1#0	6.3	Pass
	10 MHz	MCH	QPSK	RB1#0	6.4	Pass
Band 7	5 MHz	MCH	QPSK	RB1#0	7.1	Pass
	10 MHz	MCH	QPSK	RB1#0	7.2	Pass
	15 MHz	MCH	QPSK	RB1#0	7.3	Pass
	20 MHz	MCH	QPSK	RB1#0	7.4	Pass
Band 12	1.4 MHz	MCH	QPSK	RB1#0	8.1	Pass
	3 MHz	MCH	QPSK	RB1#0	8.2	Pass
	5 MHz	MCH	QPSK	RB1#0	8.3	Pass
	10 MHz	MCH	QPSK	RB1#0	8.4	Pass
Band 13	5 MHz	MCH	QPSK	RB1#0	9.1	Pass
	10 MHz	MCH	QPSK	RB1#0	9.2	Pass
Band 14	5 MHz	MCH	QPSK	RB1#0	10.1	Pass
	10 MHz	MCH	QPSK	RB1#0	10.2	Pass
Band 17	5 MHz	MCH	QPSK	RB1#0	11.1	Pass
	10 MHz	MCH	QPSK	RB1#0	11.2	Pass
Band 18 (824-830MHz)	5 MHz	MCH	QPSK	RB1#0	12.1	Pass
Band 18 (815-824MHz)	5 MHz	MCH	QPSK	RB1#0	13.1	Pass
Band 19	5 MHz	MCH	QPSK	RB1#0	14.1	Pass
	10 MHz	MCH	QPSK	RB1#0	14.2	Pass
	15 MHz	MCH	QPSK	RB1#0	14.3	Pass

Test Band	Test Bandwidth	Test Channel	Test Mode	Test RB (Size#Offset)	Refer to Plot[Note3]	Verdict
Band 25	1.4 MHz	MCH	QPSK	RB1#0	15.1	Pass
	3 MHz	MCH	QPSK	RB1#0	15.2	Pass
	5 MHz	MCH	QPSK	RB1#0	15.3	Pass
	10 MHz	MCH	QPSK	RB1#0	15.4	Pass
	15 MHz	MCH	QPSK	RB1#0	15.5	Pass
	20 MHz	MCH	QPSK	RB1#0	15.6	Pass
Band 26 (824-849MHz)	1.4 MHz	MCH	QPSK	RB1#0	16.1	Pass
	3 MHz	MCH	QPSK	RB1#0	16.2	Pass
	5 MHz	MCH	QPSK	RB1#0	16.3	Pass
	10 MHz	MCH	QPSK	RB1#0	16.4	Pass
	15 MHz	MCH	QPSK	RB1#0	16.5	Pass
Band 26 (814-824MHz)	1.4 MHz	MCH	QPSK	RB1#0	17.1	Pass
	3 MHz	MCH	QPSK	RB1#0	17.2	Pass
	5 MHz	MCH	QPSK	RB1#0	17.3	Pass
	10 MHz	MCH	QPSK	RB1#0	17.4	Pass
Band 30	5 MHz	MCH	QPSK	RB1#0	18.1	Pass
	10 MHz	MCH	QPSK	RB1#0	18.2	Pass
Band 66	1.4 MHz	MCH	QPSK	RB1#0	19.1	Pass
	3 MHz	MCH	QPSK	RB1#0	19.2	Pass
	5 MHz	MCH	QPSK	RB1#0	19.3	Pass
	10 MHz	MCH	QPSK	RB1#0	19.4	Pass
	15 MHz	MCH	QPSK	RB1#0	19.5	Pass
	20 MHz	MCH	QPSK	RB1#0	19.6	Pass
Band 38	5 MHz	MCH	QPSK	RB1#0	20.1	Pass
	10 MHz	MCH	QPSK	RB1#0	20.2	Pass
	15 MHz	MCH	QPSK	RB1#0	20.3	Pass
	20 MHz	MCH	QPSK	RB1#0	20.4	Pass
Band 40 (2305-2315MHz)	5 MHz	MCH	QPSK	RB1#0	21.1	Pass
	10 MHz	MCH	QPSK	RB1#0	21.2	Pass
Band 40 (2350-2360MHz)	5 MHz	MCH	QPSK	RB1#0	22.1	Pass
	10 MHz	MCH	QPSK	RB1#0	22.2	Pass
Band 41	5 MHz	MCH	QPSK	RB1#0	23.1	Pass
	10 MHz	MCH	QPSK	RB1#0	23.2	Pass
	15 MHz	MCH	QPSK	RB1#0	23.3	Pass
	20 MHz	MCH	QPSK	RB1#0	23.4	Pass
Band 48	5 MHz	MCH	QPSK	RB1#0	24.1	Pass
	10 MHz	MCH	QPSK	RB1#0	24.2	Pass

Test Band	Test Bandwidth	Test Channel	Test Mode	Test RB (Size#Offset)	Refer to Plot[Note3]	Verdict
	15 MHz	MCH	QPSK	RB1#0	24.3	Pass
	20 MHz	MCH	QPSK	RB1#0	24.5	Pass

ANNEX B TEST SETUP PHOTOS

Please refer to the document “BL-SZ2310046-AR.PDF”.

ANNEX C EUT EXTERNAL PHOTOS

Please refer to the document “BL-SZ2310046-AW.PDF”.

ANNEX D EUT INTERNAL PHOTOS

Please refer to the document “BL-SZ2310046-AI.PDF”.

Statement

1. The laboratory guarantees the scientificity, accuracy and impartiality of the test, and is responsible for all the information in the report, except the information provided by the customer. The customer is responsible for the impact of the information provided on the validity of the results.
2. The report without China inspection body and laboratory Mandatory Approval (CMA) mark has no effect of proving to the society.
3. For the report with CNAS mark or A2LA mark, the items marked with "☆" are not within the accredited scope.
4. This report is invalid if it is altered, without the signature of the testing and approval personnel, or without the “inspection and testing dedicated stamp” or test report stamp.
5. The test data and results are only valid for the tested samples provided by the customer.
6. This report shall not be partially reproduced without the written permission of the laboratory.
7. Any objection shall be raised to the laboratory within 30 days after receiving the report.

--END OF REPORT--