Test Laboratory: Huatongwei International Inspection Co., Ltd.,SAR Lab Date: 10/12/2018

LTE Band 4-M-Head

Communication System: UID 0, Generic LTE-FDD (0); Frequency: 1732.5 MHz;Duty Cycle: 1:1
Medium parameters used (interpolated): f = 1732.5 MHz; σ = 1.363 S/m; ε_r = 41.972; ρ = 1000 kg/m^3

Phantom section: Left Section
Ambient Temperature:22.7°C;Liquid Temperature:22.3°C;

DASY Configuration:

- Probe: EX3DV4 - SN7494; ConvF(9.23, 9.23, 9.23) @ 1732.5 MHz; Calibrated: 2/26/2018
- Sensor-Surface: 1.4mm (Mechanical Surface Detection)
- Electronics: DAE4 Sn1549; Calibrated: 4/25/2018
- Phantom: Twin-SAM V8.0 ; Type: QD 000 P41 AA; Serial: 1974
- DASY52 52.10.1(1476); SEMCAD X 14.6.11(7439)

Left Touch Cheek/CH 20175/Area Scan (61x121x1): Interpolated grid: dx=1.500 mm, dy=1.500 mm
Maximum value of SAR (interpolated) = 0.0571 W/kg

Left Touch Cheek/CH 20175/Zoom Scan (5x5x7)/Cube 0: Measurement grid: dx=8mm, dy=8mm, dz=5mm
Reference Value = 2.477 V/m; Power Drift = -0.15 dB
Peak SAR (extrapolated) = 0.0670 W/kg
SAR(1 g) = 0.041 W/kg; SAR(10 g) = 0.028 W/kg
Maximum value of SAR (measured) = 0.0550 W/kg



0 dB = 0.0550 W/kg = -12.60 dBW/kg

Test Laboratory: Huatongwei International Inspection Co., Ltd.,SAR Lab Date: 10/15/2018

LTE Band 4-Body

Communication System: UID 0, Generic LTE-FDD (0); Frequency: 1732.5 MHz;Duty Cycle: 1:1
Medium parameters used (interpolated): f = 1732.5 MHz; σ = 1.43 S/m; ε_r = 53.892; ρ = 1000 kg/m^3
Phantom section: Flat Section
Ambient Temperature:22.7°C;Liquid Temperature:22.4°C;

DASY Configuration:

- Probe: EX3DV4 - SN7494; ConvF(8.77, 8.77, 8.77) @ 1732.5 MHz; Calibrated: 2/26/2018
- Sensor-Surface: 1.4mm (Mechanical Surface Detection)
- Electronics: DAE4 Sn1549; Calibrated: 4/25/2018
- Phantom: ELI V8.0 ; Type: QD OVA 004 AA ; Serial: 2078
- DASY52 52.10.1(1476); SEMCAD X 14.6.11(7439)

Rear/CH 20175/Area Scan (61x121x1): Interpolated grid: dx=1.500 mm, dy=1.500 mm=
Maximum value of SAR (interpolated) = 1.13 W/kg

Rear/CH 20175/Zoom Scan (5x5x7)/Cube 0: Measurement grid: dx=8mm, dy=8mm, dz=5mm
Reference Value = 6.903 V/m; Power Drift = 0.02 dB
Peak SAR (extrapolated) = 1.37 W/kg
SAR(1 g) = 0.731 W/kg; SAR(10 g) = 0.393 W/kg
Maximum value of SAR (measured) = 1.10 W/kg



0 dB = 1.10 W/kg = 0.41 dBW/kg

Test Laboratory: Huatongwei International Inspection Co., Ltd.,SAR Lab Date: 10/10/2018

LTE Band 5-Head

Communication System: UID 0, Generic LTE-FDD (0); Frequency: 836.5 MHz;Duty Cycle: 1:1
Medium parameters used (interpolated): f = 836.5 MHz; σ = 0.933 S/m; ε_r = 43.899; ρ = 1000 kg/m^3
Phantom section: Left Section
Ambient Temperature:22.9°C;Liquid Temperature:22.5°C;

DASY Configuration:

- Probe: EX3DV4 - SN7494; ConvF(10.73, 10.73, 10.73) @ 836.5 MHz; Calibrated: 2/26/2018
- Sensor-Surface: 1.4mm (Mechanical Surface Detection)
- Electronics: DAE4 Sn1549; Calibrated: 4/25/2018
- Phantom: Twin-SAM V8.0 ; Type: QD 000 P41 AA; Serial: 1974
- DASY52 52.10.1(1476); SEMCAD X 14.6.11(7439)

Left Touch Cheek/CH 20525/Area Scan (61x121x1): Interpolated grid: dx=1.500 mm, dy=1.500 mm
Maximum value of SAR (interpolated) = 0.251 W/kg

Left Touch Cheek/CH 20525/Zoom Scan (5x5x7)/Cube 0: Measurement grid: dx=8mm, dy=8mm, dz=5mm
Reference Value = 4.640 V/m; Power Drift = 0.10 dB
Peak SAR (extrapolated) = 0.275 W/kg
SAR(1 g) = 0.204 W/kg; SAR(10 g) = 0.151 W/kg
Maximum value of SAR (measured) = 0.249 W/kg

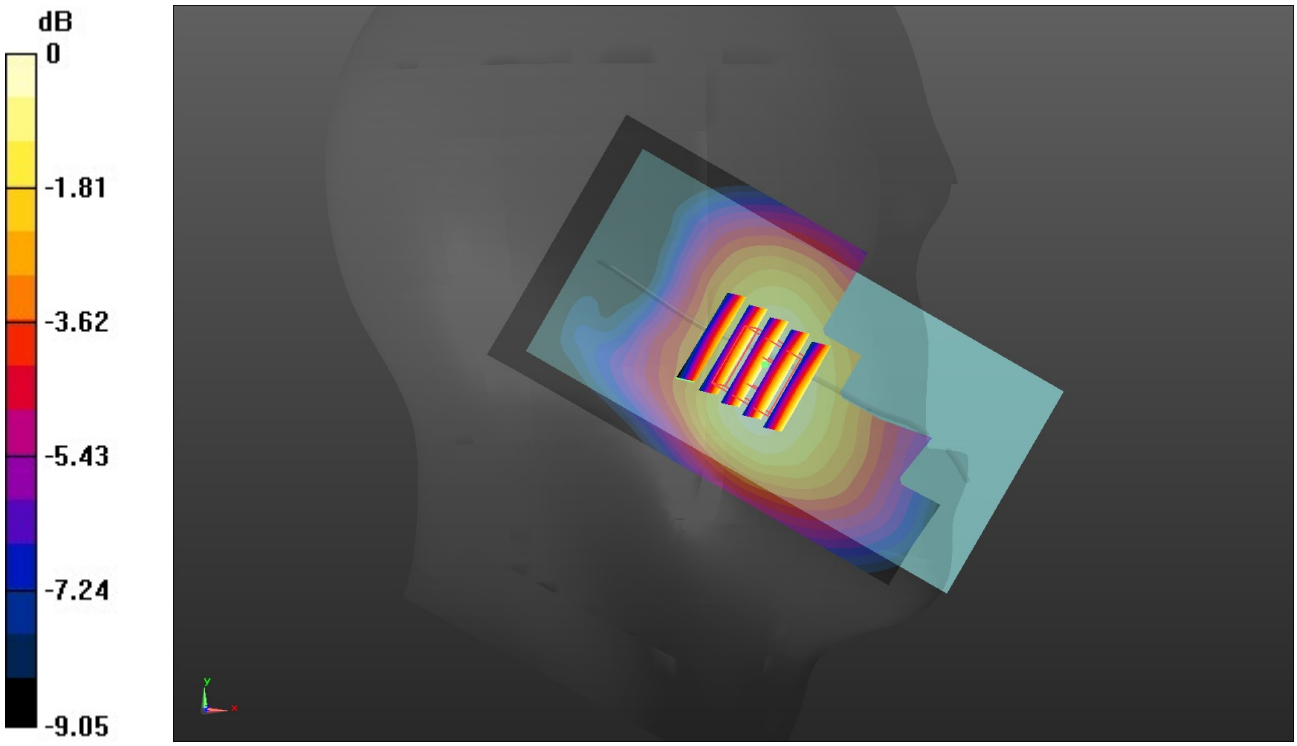

0 dB = 0.249 W/kg = -6.04 dBW/kg

Test Laboratory: Huatongwei International Inspection Co., Ltd.,SAR Lab Date: 10/11/2018

LTE Band 5-Body

Communication System: UID 0, Generic LTE-FDD (0); Frequency: 836.5 MHz;Duty Cycle: 1:1
Medium parameters used (interpolated): f = 836.5 MHz; σ = 0.967 S/m; ε_r = 55.399; ρ = 1000 kg/m^3
Phantom section: Flat Section
Ambient Temperature:22.7°C;Liquid Temperature:22.3°C;

DASY Configuration:

- Probe: EX3DV4 - SN7494; ConvF(10.5, 10.5, 10.5) @ 836.5 MHz; Calibrated: 2/26/2018
- Sensor-Surface: 1.4mm (Mechanical Surface Detection)
- Electronics: DAE4 Sn1549; Calibrated: 4/25/2018
- Phantom: ELI V8.0 ; Type: QD OVA 004 AA ; Serial: 2078
- DASY52 52.10.1(1476); SEMCAD X 14.6.11(7439)

Rear/CH 20525/Area Scan (61x121x1): Interpolated grid: dx=1.500 mm, dy=1.500 mm
Maximum value of SAR (interpolated) = 0.317 W/kg

Rear/CH 20525/Zoom Scan (5x5x7)/Cube 0: Measurement grid: dx=8mm, dy=8mm, dz=5mm
Reference Value = 17.46 V/m; Power Drift = -0.04 dB
Peak SAR (extrapolated) = 0.364 W/kg
SAR(1 g) = 0.247 W/kg; SAR(10 g) = 0.183 W/kg
Maximum value of SAR (measured) = 0.318 W/kg

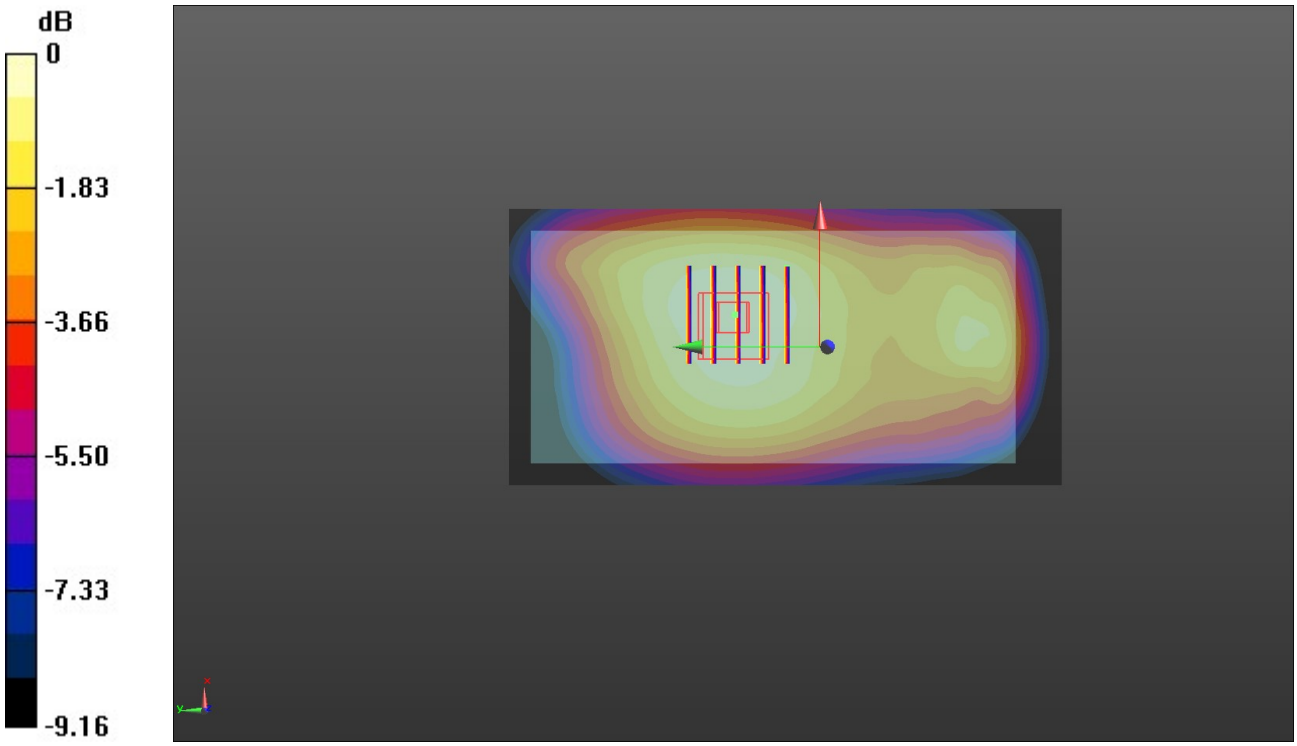

0 dB = 0.318 W/kg = -4.98 dBW/kg

Test Laboratory: Huatongwei International Inspection Co., Ltd.,SAR Lab Date: 10/18/2018

LTE Band 7-Head

Communication System: UID 0, Generic LTE-FDD (0); Frequency: 2535 MHz;Duty Cycle: 1:1
Medium parameters used: f = 2535 MHz; σ = 1.914 S/m; ε_r = 40.778; ρ = 1000 kg/m^3
Phantom section: Left Section
Ambient Temperature:22.8°C;Liquid Temperature:22.4°C;

DASY Configuration:

- Probe: EX3DV4 - SN7494; ConvF(7.92, 7.92, 7.92) @ 2535 MHz; Calibrated: 2/26/2018
- Sensor-Surface: 1.4mm (Mechanical Surface Detection)
- Electronics: DAE4 Sn1549; Calibrated: 4/25/2018
- Phantom: Twin-SAM V8.0 ; Type: QD 000 P41 AA; Serial: 1974
- DASY52 52.10.1(1476); SEMCAD X 14.6.11(7439)

Left Touch Cheek/CH 21100/Area Scan (81x151x1): Interpolated grid: dx=1.200 mm, dy=1.200 mm
Maximum value of SAR (interpolated) = 0.133 W/kg

Left Touch Cheek/CH 21100/Zoom Scan (7x7x7)/Cube 0: Measurement grid: dx=5mm, dy=5mm, dz=5mm
Reference Value = 2.392 V/m; Power Drift = -0.15 dB
Peak SAR (extrapolated) = 0.156 W/kg
SAR(1 g) = 0.089 W/kg; SAR(10 g) = 0.051 W/kg
Maximum value of SAR (measured) = 0.131 W/kg

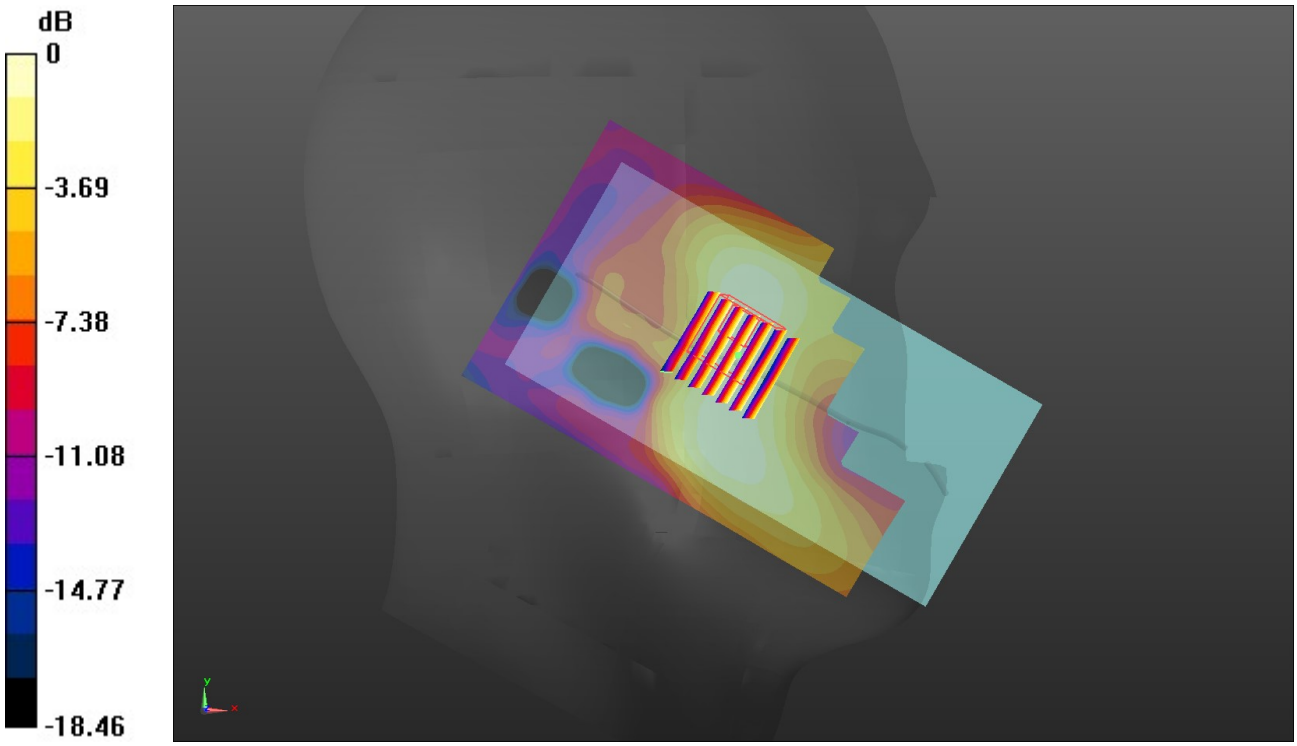

0 dB = 0.131 W/kg = -8.83 dBW/kg

Test Laboratory: Huatongwei International Inspection Co., Ltd.,SAR Lab Date: 10/18/2018

LTE Band 7-Body

Communication System: UID 0, Generic LTE-FDD (0); Frequency: 2535 MHz;Duty Cycle: 1:1
Medium parameters used: f = 2535 MHz; σ = 2.082 S/m; ε_r = 52.884; ρ = 1000 kg/m^3
Phantom section: Flat Section
Ambient Temperature:22.7°C;Liquid Temperature:22.4°C;

DASY Configuration:

- Probe: EX3DV4 - SN7494; ConvF(7.51, 7.51, 7.51) @ 2535 MHz; Calibrated: 2/26/2018
- Sensor-Surface: 1.4mm (Mechanical Surface Detection)
- Electronics: DAE4 Sn1549; Calibrated: 4/25/2018
- Phantom: ELI V8.0 ; Type: QD OVA 004 AA ; Serial: 2078
- DASY52 52.10.1(1476); SEMCAD X 14.6.11(7439)

Rear/CH 21100/Area Scan (81x151x1): Interpolated grid: dx=1.200 mm, dy=1.200 mm
Maximum value of SAR (interpolated) = 0.711 W/kg

Rear/CH 21100/Zoom Scan (8x8x7)/Cube 0: Measurement grid: dx=5mm, dy=5mm, dz=5mm
Reference Value = 5.335 V/m; Power Drift = -0.05 dB
Peak SAR (extrapolated) = 1.02 W/kg
SAR(1 g) = 0.444 W/kg; SAR(10 g) = 0.207 W/kg
Maximum value of SAR (measured) = 0.756 W/kg



0 dB = 0.756 W/kg = -1.21 dBW/kg

Test Laboratory: Huatongwei International Inspection Co., Ltd.,SAR Lab Date: 10/8/2018

LTE Band 12-Head

Communication System: UID 0, Generic LTE-FDD (0); Frequency: 707.5 MHz;Duty Cycle: 1:1
Medium parameters used (interpolated): f = 707.5 MHz; σ = 0.882 S/m; ε_r = 44.345; ρ = 1000 kg/m^3
Phantom section: Left Section
Ambient Temperature:22.8°C;Liquid Temperature:22.4°C;

DASY Configuration:

- Probe: EX3DV4 - SN7494; ConvF(11.02, 11.02, 11.02) @ 707.5 MHz; Calibrated: 2/26/2018
- Sensor-Surface: 1.4mm (Mechanical Surface Detection)
- Electronics: DAE4 Sn1549; Calibrated: 4/25/2018
- Phantom: Twin-SAM V8.0 ; Type: QD 000 P41 AA; Serial: 1974
- DASY52 52.10.1(1476); SEMCAD X 14.6.11(7439)

Left Touch Cheek/CH 23095/Area Scan (61x121x1): Interpolated grid: dx=1.500 mm, dy=1.500 mm
Maximum value of SAR (interpolated) = 0.232 W/kg

Left Touch Cheek/CH 23095/Zoom Scan (5x5x7)/Cube 0: Measurement grid: dx=8mm, dy=8mm, dz=5mm
Reference Value = 5.203 V/m; Power Drift = 0.13 dB
Peak SAR (extrapolated) = 0.251 W/kg
SAR(1 g) = 0.193 W/kg; SAR(10 g) = 0.146 W/kg
Maximum value of SAR (measured) = 0.231 W/kg

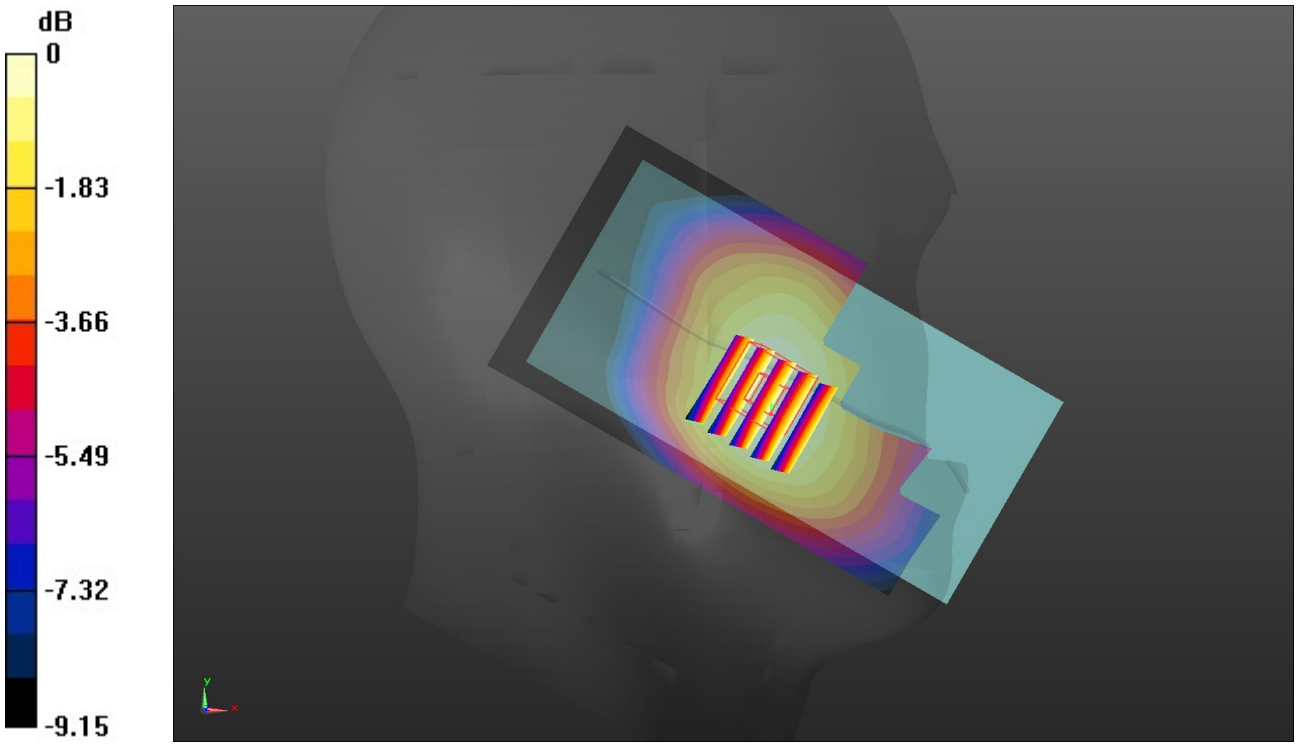

0 dB = 0.231 W/kg = -6.36 dBW/kg

Test Laboratory: Huatongwei International Inspection Co., Ltd.,SAR Lab Date: 10/9/2018

LTE Band 12-Body

Communication System: UID 0, Generic LTE-FDD (0); Frequency: 707.5 MHz;Duty Cycle: 1:1
Medium parameters used (interpolated): f = 707.5 MHz; σ = 0.919 S/m; ε_r = 55.74; ρ = 1000 kg/m^3
Phantom section: Flat Section
Ambient Temperature:22.6℃;Liquid Temperature:22.3℃;

DASY Configuration:

- Probe: EX3DV4 - SN7494; ConvF(10.87, 10.87, 10.87) @ 707.5 MHz; Calibrated: 2/26/2018
- Sensor-Surface: 1.4mm (Mechanical Surface Detection)
- Electronics: DAE4 Sn1549; Calibrated: 4/25/2018
- Phantom: ELI V8.0 ; Type: QD OVA 004 AA ; Serial: 2078
- DASY52 52.10.1(1476); SEMCAD X 14.6.11(7439)

Rear/CH 23095/Area Scan (61x121x1): Interpolated grid: dx=1.500 mm, dy=1.500 mm
Maximum value of SAR (interpolated) = 0.411 W/kg

Rear/CH 23095/Zoom Scan (5x5x7)/Cube 0: Measurement grid: dx=8mm, dy=8mm, dz=5mm
Reference Value = 21.90 V/m; Power Drift = -0.01 dB
Peak SAR (extrapolated) = 0.467 W/kg
SAR(1 g) = 0.329 W/kg; SAR(10 g) = 0.248 W/kg
Maximum value of SAR (measured) = 0.411 W/kg



0 dB = 0.411 W/kg = -3.86 dBW/kg

Test Laboratory: Huatongwei International Inspection Co., Ltd.,SAR Lab Date: 10/8/2018

LTE Band 17-Head

Communication System: UID 0, Generic LTE-FDD (0); Frequency: 710 MHz;Duty Cycle: 1:1
Medium parameters used: f = 710 MHz; σ = 0.883 S/m; ε_r = 44.334; ρ = 1000 kg/m^3
Phantom section: Left Section
Ambient Temperature:22.7°C;Liquid Temperature:22.4°C;

DASY Configuration:

- Probe: EX3DV4 - SN7494; ConvF(11.02, 11.02, 11.02) @ 710 MHz; Calibrated: 2/26/2018
- Sensor-Surface: 1.4mm (Mechanical Surface Detection)
- Electronics: DAE4 Sn1549; Calibrated: 4/25/2018
- Phantom: Twin-SAM V8.0 ; Type: QD 000 P41 AA; Serial: 1974
- DASY52 52.10.1(1476); SEMCAD X 14.6.11(7439)

Left Touch Cheek/CH 23790/Area Scan (61x121x1): Interpolated grid: dx=1.500 mm, dy=1.500 mm
Maximum value of SAR (interpolated) = 0.202 W/kg

Left Touch Cheek/CH 23790/Zoom Scan (5x5x7)/Cube 0: Measurement grid: dx=8mm, dy=8mm, dz=5mm
Reference Value = 4.891 V/m; Power Drift = 0.12 dB
Peak SAR (extrapolated) = 0.217 W/kg
SAR(1 g) = 0.167 W/kg; SAR(10 g) = 0.127 W/kg
Maximum value of SAR (measured) = 0.200 W/kg

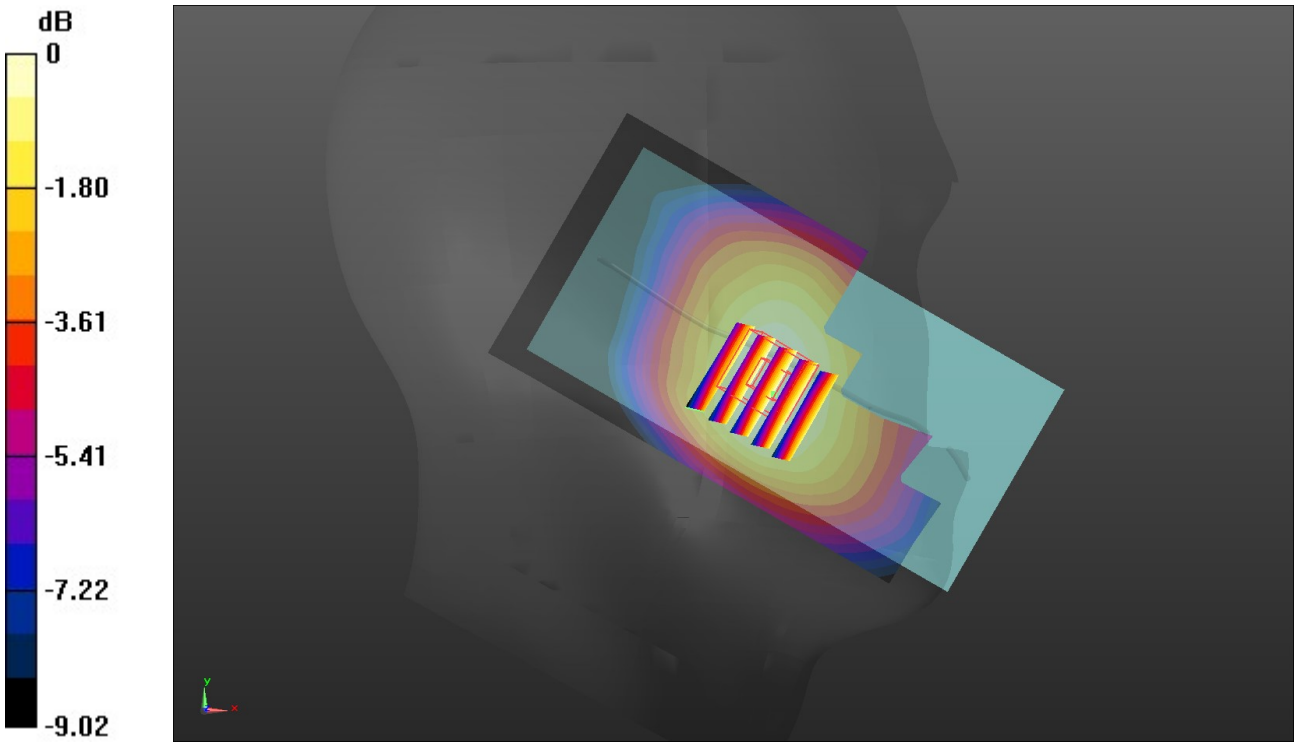

0 dB = 0.200 W/kg = -6.99 dBW/kg

Test Laboratory: Huatongwei International Inspection Co., Ltd.,SAR Lab Date: 10/9/2018

LTE Band 17-Body

Communication System: UID 0, Generic LTE-FDD (0); Frequency: 710 MHz;Duty Cycle: 1:1
Medium parameters used: f = 710 MHz; σ = 0.919 S/m; ε_r = 55.736; ρ = 1000 kg/m^3
Phantom section: Flat Section
Ambient Temperature:22.7°C;Liquid Temperature:22.4°C;

DASY Configuration:

- Probe: EX3DV4 - SN7494; ConvF(10.87, 10.87, 10.87) @ 710 MHz; Calibrated: 2/26/2018
- Sensor-Surface: 1.4mm (Mechanical Surface Detection)
- Electronics: DAE4 Sn1549; Calibrated: 4/25/2018
- Phantom: ELI V8.0 ; Type: QD OVA 004 AA ; Serial: 2078
- DASY52 52.10.1(1476); SEMCAD X 14.6.11(7439)

Rear/CH 23790/Area Scan (61x121x1): Interpolated grid: dx=1.500 mm, dy=1.500 mm
Maximum value of SAR (interpolated) = 0.361 W/kg

Rear/CH 23790/Zoom Scan (6x5x7)/Cube 0: Measurement grid: dx=8mm, dy=8mm, dz=5mm
Reference Value = 20.15 V/m; Power Drift = -0.04 dB
Peak SAR (extrapolated) = 0.409 W/kg
SAR(1 g) = 0.287 W/kg; SAR(10 g) = 0.216 W/kg
Maximum value of SAR (measured) = 0.361 W/kg

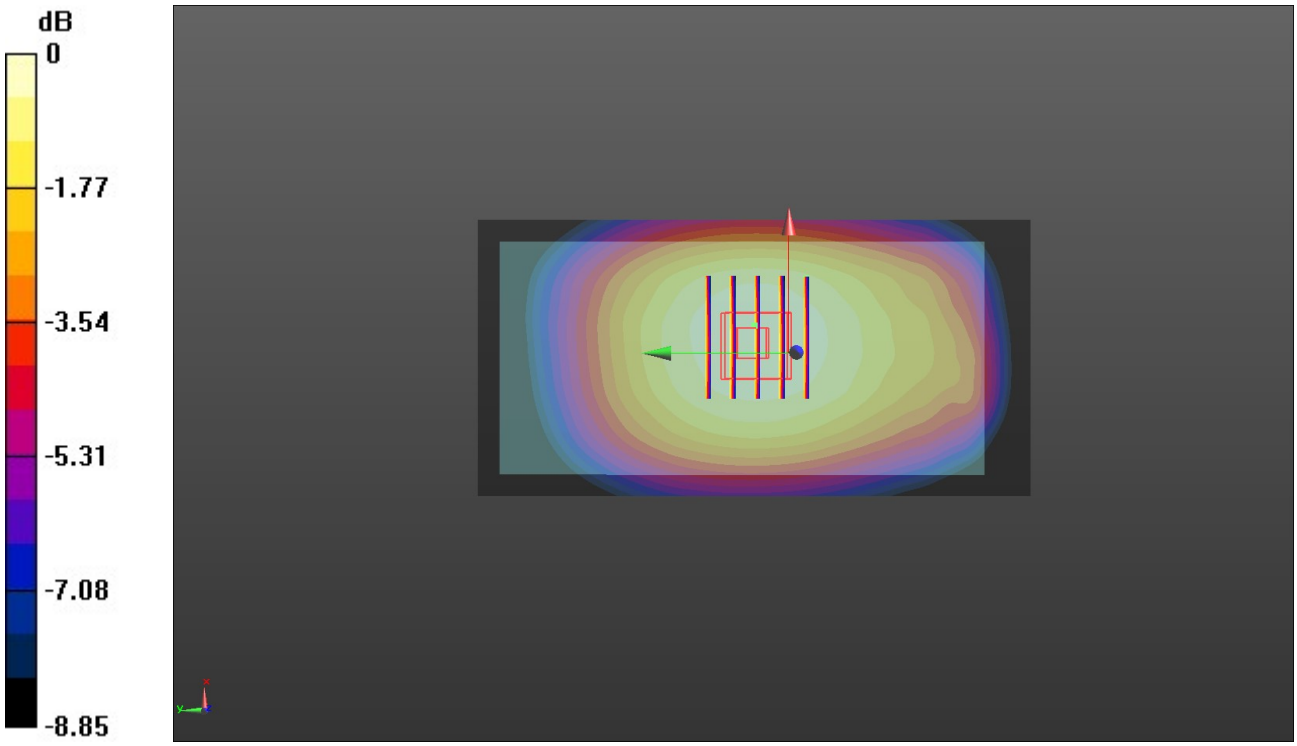

0 dB = 0.361 W/kg = -4.42 dBW/kg

Test Laboratory: Huatongwei International Inspection Co., Ltd.,SAR Lab Date: 10/19/2018

WIFI 2.4G-M-Head

Communication System: UID 0, Generic WIFI (0); Frequency: 2437 MHz;Duty Cycle: 1:1
Medium parameters used (interpolated): f = 2437 MHz; σ = 1.829 S/m; ε_r = 41.002; ρ = 1000 kg/m^3
Phantom section: Left Section
Ambient Temperature:22.6°C;Liquid Temperature:22.1°C;

DASY Configuration:

- Probe: EX3DV4 - SN7494; ConvF(8.27, 8.27, 8.27) @ 2437 MHz; Calibrated: 2/26/2018
- Sensor-Surface: 1.4mm (Mechanical Surface Detection)
- Electronics: DAE4 Sn1549; Calibrated: 4/25/2018
- Phantom: Twin-SAM V8.0 ; Type: QD 000 P41 AA; Serial: 1974
- DASY52 52.10.1(1476); SEMCAD X 14.6.11(7439)

Left Touch Cheek/CH 6/Area Scan (81x151x1): Interpolated grid: dx=1.200 mm, dy=1.200 mm
Maximum value of SAR (interpolated) = 0.880 W/kg

Left Touch Cheek/CH 6/Zoom Scan (7x7x7)/Cube 0: Measurement grid: dx=5mm, dy=5mm, dz=5mm
Reference Value = 13.50 V/m; Power Drift = 0.04 dB
Peak SAR (extrapolated) = 1.05 W/kg
SAR(1 g) = 0.424 W/kg; SAR(10 g) = 0.199 W/kg
Maximum value of SAR (measured) = 0.794 W/kg

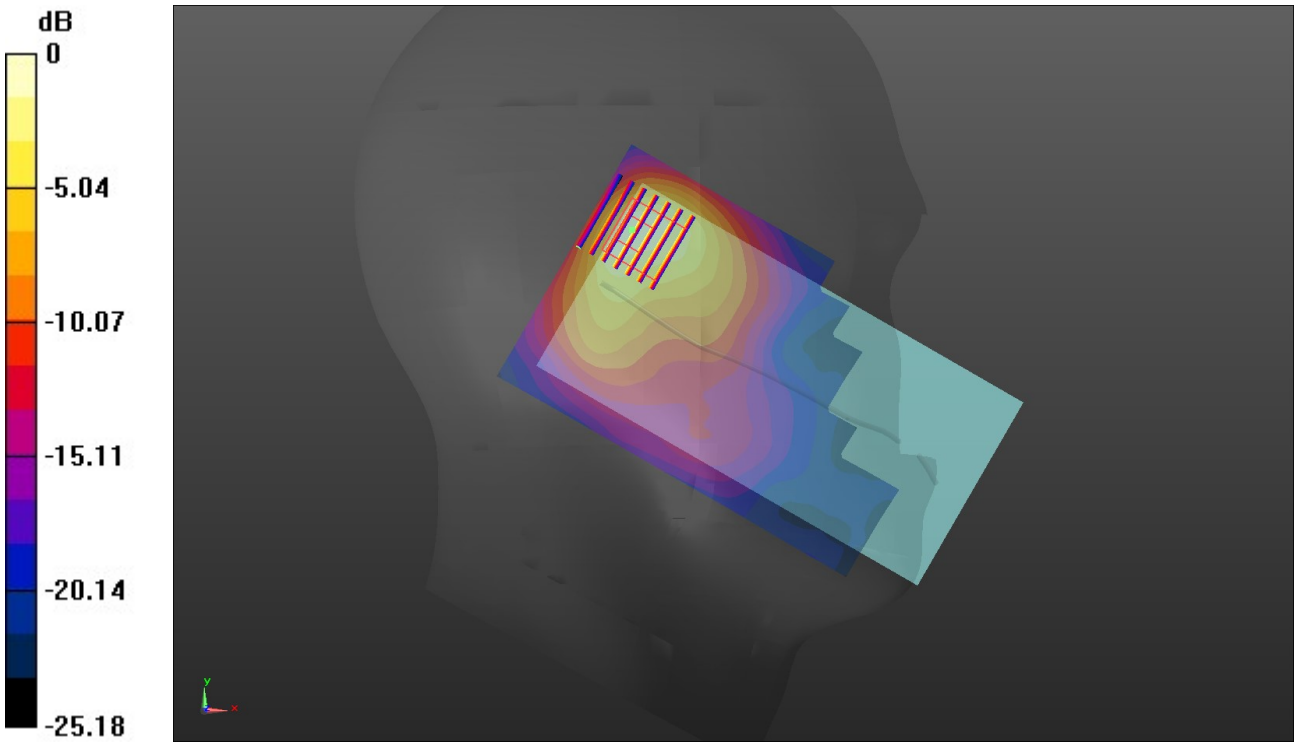

0 dB = 0.794 W/kg = -1.00 dBW/kg

Test Laboratory: Huatongwei International Inspection Co., Ltd.,SAR Lab Date: 10/19/2018

WIFI 2.4G-M-Body

Communication System: UID 0, Generic WIFI (0); Frequency: 2437 MHz;Duty Cycle: 1:1
Medium parameters used (interpolated): f = 2437 MHz; σ = 1.991 S/m; ε_r = 53.023; ρ = 1000 kg/m^3
Phantom section: Flat Section
Ambient Temperature:22.3°C;Liquid Temperature:21.8°C;

DASY Configuration:

- Probe: EX3DV4 - SN7494; ConvF(8.08, 8.08, 8.08) @ 2437 MHz; Calibrated: 2/26/2018
- Sensor-Surface: 1.4mm (Mechanical Surface Detection)
- Electronics: DAE4 Sn1549; Calibrated: 4/25/2018
- Phantom: ELI V8.0 ; Type: QD OVA 004 AA ; Serial: 2078
- DASY52 52.10.1(1476); SEMCAD X 14.6.11(7439)

Rear/CH 6/Area Scan (81x151x1): Interpolated grid: dx=1.200 mm, dy=1.200 mm
Maximum value of SAR (interpolated) = 0.159 W/kg

Rear/CH 6/Zoom Scan (7x7x7)/Cube 0: Measurement grid: dx=5mm, dy=5mm, dz=5mm
Reference Value = 2.407 V/m; Power Drift = 0.12 dB
Peak SAR (extrapolated) = 0.201 W/kg
SAR(1 g) = 0.088 W/kg; SAR(10 g) = 0.043 W/kg
Maximum value of SAR (measured) = 0.152 W/kg



0 dB = 0.152 W/kg = -8.18 dBW/kg