eurofins | Product Service

FCC TEST REPORT

FCC 47 CFR Part 15C
Industry Canada RSS-247
Digital transmission systems operating within the 2400 – 2483.5 MHz band

Report Reference No. ..... :	G0M-1603-5499-TFC247WF-V02
Testing Laboratory ..... :	Eurofins Product Service GmbH
Address ..... :	Storkower Str. 38c 15526 Reichenwalde Germany
Accreditation ..... :	A2LA Accredited Testing Laboratory, Certificate No.: 1983.01 FCC Filed Test Laboratory, Reg.-No.: 96970 IC OATS Filing assigned code: 3470A
Applicant's name ..... :	CLAAS Omaha
Address ..... :	8401 S. 132nd Street 68138 Omaha Nebraska
Test specification:	
Standard..... :	47 CFR Part 15C RSS-247, Issue 1, 2015-05
Test scope…….. ..... :	partial Radio compliance test
Equipment under test (EUT):	
Product description	CLAAS Wireless Interface
Model No.	CWI
Additional Model(s)	None
Brand Name(s)	None
Hardware version	IAV-G-00061-01-AA-R01
Firmware / Software version	TFS: CWI Changeset 1185
	FCC-ID: 2AK3J-A197-1393118 IC: N/A
Test result	**Passed**

Possible test case verdicts:

- neither assessed nor tested ..... : N/N
- required by standard but not appl. to test object ..... : N/A
- required by standard but not tested ..... : N/T
- not required by standard for the test object ..... : N/R
- test object does meet the requirement ..... : P (Pass)
- test object does not meet the requirement ..... : F (Fail)

Testing:

Test Lab Temperature ..... : 20 – 23 °C

Test Lab Humidity ..... : 32 – 38 %

Date of receipt of test item ..... : 2016-04-21

Date (s) of performance of tests ..... : 2016-05-19 - 2016-05-20

Compiled by ..... : Burkhard Pudell

Tested by (+ signature) ..... : Burkhard Pudell B. Pudell
(Responsible for Test)

Approved by (+ signature) ..... : Christian Weber C. Weber
(Head of Lab)

Date of issue ..... : 2017-04-11

Total number of pages ..... : 100

General remarks:

The test results presented in this report relate only to the object tested.
The results contained in this report reflect the results for this particular model and serial number. It is the responsibility of the manufacturer to ensure that all production models meet the intent of the requirements detailed within this report.

This report shall not be reproduced, except in full, without the written approval of the Issuing testing laboratory.

Additional comments:

Version History

Version	Issue Date	Remarks	Revised by
01	2016-08-26	Initial Release	
02	2017-04-11	Replaced document: G0M-1603-5499-TFC247WF-V01 Replaced by: G0M-1603-5499-TFC247WF-V02 Reason: FCC-ID corrected	C. Weber

REPORT INDEX

1 EQUIPMENT (TEST ITEM) DESCRIPTION 5

1.1 Photos – Equipment External 7

1.2 Photos – Equipment internal 11

1.3 Photos – Test setup 13

1.4 Supporting Equipment Used During Testing 14

1.5 Test Modes 15

1.6 Test Equipment Used During Testing 16

1.7 Sample emission level calculation 17

2 RESULT SUMMARY 18

3 TEST CONDITIONS AND RESULTS 19

3.1 Test Conditions and Results – Transmitter radiated emissions 19

ANNEX A Transmitter radiated spurious emissions 21

1 Equipment (Test item) Description

Description	CLAAS Wireless Interface	
Model	CWI	
Additional Model(s)	None	
Brand Name(s)	None	
Serial number	None	
Hardware version	IAV-G-00061-01-AA-R01	
Software / Firmware version	TFS: CWI Changeset 1185	
FCC-ID	2AK3J-A197-1393118	
IC	N/A	
Equipment type	End product	
Radio type	Transceiver	
Radio technology	IEEE 802.11 b/g	
Operating frequency range	2412 - 2462 MHz	
Assigned frequency band	2400 - 2483.5 MHz	
Main test frequencies	F_{LOW}	2412 MHz
	F_{MID}	2437 MHz
	F_{HIGH}	2462 MHz
Spreading	CCK, DSSS, OFDM	
Modulations	BPSK, QPSK, 16-QAM, 64-QAM	
Number of channels	11	
Channel spacing	5 MHz	
Number of antennas	1	
Radio module	Type	WLAN Module
	Model	ELLA-W131-A
	Manufacturer	u-blox
	HW Version	unspecified
	SW Version	unspecified
	FCC-ID	XPYELLAW131
	IC	8595A-ELLAW131
Antenna	Type	integrated
	Model	Mini 2.45 GHz Antenna
	Manufacturer	Johanson Technology
	Gain	0.5 dBi peak (data sheet)
Manufacturer	IAV GmbH Carnotstraße 1 10587 Berlin GERMANY	

Power supply	V_{NOM}	12.0 VDC
	V_{MIN}	N/A
	V_{MAX}	N/A
AC/DC-Adaptor	Model	N/A
	Vendor	N/A
	Input	N/A
	Output	N/A

1.1 Photos – Equipment External

EUT-FRONT

EUT-BACK

EUT-LEFT SIDE

EUT-RIGHT SIDE

EUT-INTERFACE

EUT-TOP

EUT-BOTTOM

1.2 Photos – Equipment internal

PCB-FRONT


PCB-BACK


WLAN MODULE


1.3 Photos – Test setup

Test Setup : Radiated Emissions


1.4 Supporting Equipment Used During Testing

Product Type*	Device	Manufacturer	Model No.	Comments
AE	Laptop	HP	Elitebook	With test software
AE	Tablet	HP	Elite Pad	WLAN Client
AE	Cable harness	IAV	EMV Prüfkabelbaum	

***Note:** Use the following abbreviations:

AE : Auxiliary/Associated Equipment, or

SIM : Simulator (Not Subjected to Test)

CABL : Connecting cables

1.5 Test Modes

Mode #	Description	
DSSS	General conditions:	EUT powered by laboratory power supply.
	Radio conditions:	Mode = transmit Spreading = DSSS Modulation = BPSK Data rate = 1 Mbps Bandwidth = 20 MHz Duty cycle = 100 % Power level = 18 dBm (Test mode setting)
OFDM	General conditions:	EUT powered by laboratory power supply.
	Radio conditions:	Mode = transmit Spreading = OFDM Modulation = BPSK Data rate = 6 Mbps Bandwidth = 20 MHz Duty cycle = 100 % Power level = 15 dBm (Test mode setting)

1.6 Test Equipment Used During Testing

Measurement Software			
Description	Manufacturer	Name	Version
EMC Test Software	Dare Instruments	Radimation	2015.2.4

Radiated spurious emissions					
Description	Manufacturer	Model	Identifier	Cal. Date	Cal. Due
Semi-anechoic chamber	Frankonia	AC 1	EF00062	-	-
MXE EMI Receiver	Agilent	N9038A-526	EF01070	2015-08	2016-08
Biconical Antenna	R&S	HK 116	EF00012	2016-04	2019-04
LPD Antenna	R&S	HL 223	EF00187	2014-03	2017-03
LPD Antenna	R&S	HL 025	EF00327	2015-10	2018-10

1.7 Sample emission level calculation

The following is a description of terms and a sample calculation, as appears in the radiated emissions data table. The numbers used in the calculation are for example only. There is no direct correlation to the specific data taken for the product described in this document:

Reading:

This is the reading obtained on the spectrum analyzer in dBµV. Any external preamplifiers used are taken into account through internal analyzer settings.

A.F.:

This is the antenna factor for the receiving antenna. It is a conversion factor, which converts electric fields strengths to voltages, which can be measured directly on the spectrum analyzer. It is treated as a loss in dB. Cable losses have been included with the A.F. to simplify the calculations. The antenna factor is used in calculations as follows:

Reading on Analyzer (dBµV) + A.F. (dB) = Net field strength (dBµV/m)

Net:

This is the net field strength measurement (as shown above).

Limit:

This is the FCC Class B radiated emission limit (in units of dBµV/m). The FCC limits are given in units of µV/m. The following formula is used to convert the units of µV/m to dBµV/m:

Limit (dBµV/m) = 20*log (µV/m)

Margin:

This is the margin of compliance below the FCC limit. The units are given in dB. A negative margin indicates the emission was below the limit. A positive margin indicates that the emission exceeds the limit.

Example only:

Reading	+	AF	=	Net Reading	:	Net reading - FCC limit = Margin
21.5 dBµV	+	26 dB	=	47.5 dBµV/m	:	47.5 dBµV/m - 57.0 dBµV/m = -9.5 dB

2 Result Summary

FCC 47 CFR Part 15C, IC RSS-247				
Product Specific Standard Section	**Requirement – Test**	**Reference Method**	**Result**	**Remarks**
RSS-Gen 6.6	Occupied Bandwidth	ANSI C63.10	N/R	Informational only
FCC § 15.247(a)(2) IC RSS-247 § 5.2	6dB Bandwidth	ANSI C63.10	N/R	See FCC-ID: XPYELLAW131
FCC § 15.247(b)(3) IC RSS-247 § 5.4	Maximum peak conducted power	ANSI C63.10	N/R	See FCC-ID: XPYELLAW131
FCC § 15.247(e) IC RSS-247 § 5.2	Power spectral density	ANSI C63.10	N/R	See FCC-ID: XPYELLAW131
47 CFR 15.207 IC RSS-247 § 3.1	AC power line conducted emissions	ANSI C63.4	N/R	
FCC § 15.247(d) IC RSS-247 § 5.5	Band edge compliance	ANSI C63.10	N/R	See FCC-ID: XPYELLAW131
FCC § 15.247(d) IC RSS-247 § 5.5	Conducted spurious emissions	ANSI C63.10	N/R	See FCC-ID: XPYELLAW131
FCC § 15.247(d) FCC § 15.209 IC RSS-247 § 5.5	Transmitter radiated spurious emissions	ANSI C63.10	PASS	
IC RSS-247 § 3.1	Receiver radiated spurious emissions	ANSI C63.10	N/R	
Remarks:				

3 Test Conditions and Results

3.1 Test Conditions and Results – Transmitter radiated emissions

Transmitter radiated emissions acc. to FCC 47 CFR 15.247 / IC RSS-247				**Verdict: PASS**
Test according referenced standards	Reference Method			
	FCC 15.247(d) / IC RSS-247 5.5			
Test according to measurement reference	Reference Method			
	ANSI C63.10			
Test frequency range	Tested frequencies			
	30 MHz – 10th Harmonic			
Limits				
Frequency range [MHz]	Detector	Limit [µV/m]	Limit [dBµV/m]	Limit Distance [m]
30 – 88	Quasi-Peak	100	40	3
88 – 216	Quasi-Peak	150	43.5	3
216 – 960	Quasi-Peak	200	46	3
960 – 1000	Quasi-Peak	500	54	3
> 1000	Average	500	54	3
Radiated emissions which fall in the restricted bands, as defined in Section 15.205(a), must also comply with the radiated emission limits specified in Section 15.209(a) (see Section 15.205(c)). When average radiated emission measurements are specified, including average emission measurements below 1000 MHz, there also is a limit on the peak level of the radio frequency emissions. The limit on peak radio frequency emissions is 20 dB above the maximum permitted average emission limit applicable to the equipment under test.				
Test setup				

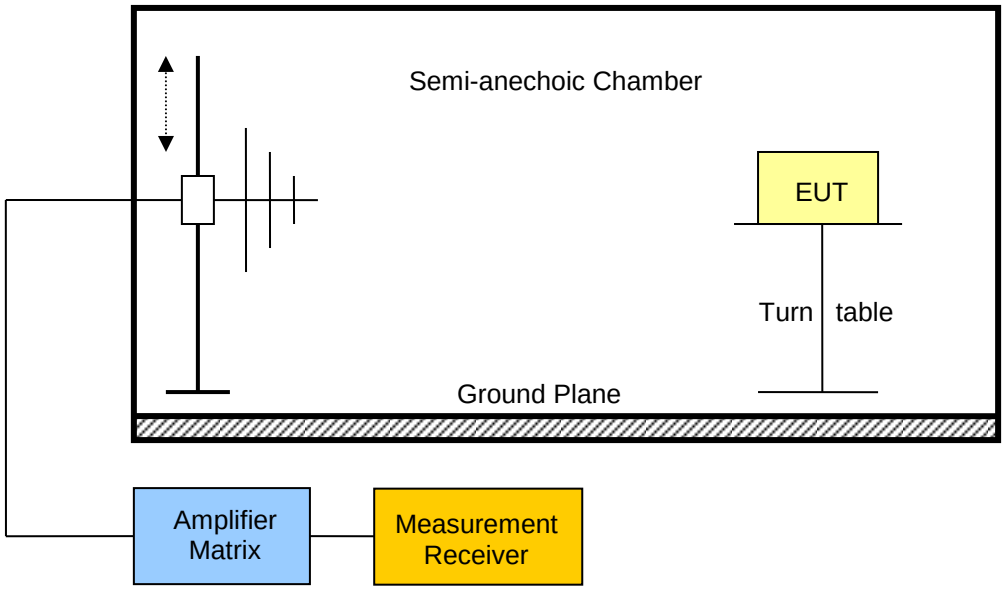

Test procedure
1. EUT set to test mode (Communication tester is used if needed) 2. Span it set according to measurement range 3. Resolution bandwidth below 1 GHz is set according to CISPR 16 with peak/quasi-peak detector and RBW of 1 MHz with peak/average detector is used above 1 GHz 4. Markers are set to peak emission levels within restricted bands

Test results DSSS

Channel	Frequency [MHz]	Mode	Emission [MHz]	Level [dbµV/m]	Det.	Pol.	Limit [dbµV/m]	Limit dist. [m]*	Margin [dB]
F_{LOW}	2412	DSSS	2388	57.75	pk	hor	74.00	3	-16.25
F_{LOW}	2412	DSSS	2388	30.74	RMS	hor	54.00	3	-23.26
F_{LOW}	2412	DSSS	2389	60.58	pk	hor	74.00	3	-13.42
F_{LOW}	2412	DSSS	2389	31.37	RMS	hor	54.00	3	-22.63
F_{MID}	2437	DSSS	No significant spurious emissions						
F_{HIGH}	2462	DSSS	2484	58.13	pk	hor	74.00	3	-15.87
F_{HIGH}	2462	DSSS	2484	34.44	RMS	hor	54.00	3	-19.56
F_{HIGH}	2462	DSSS	2484	58.39	pk	hor	74.00	3	-15.61
F_{HIGH}	2462	DSSS	2484	34.44	RMS	hor	54.00	3	-19.56
F_{HIGH}	2462	DSSS	2485	59.61	pk	hor	74.00	3	-14.39
F_{HIGH}	2462	DSSS	2485	31.18	RMS	hor	54.00	3	-22.82

Test results OFDM

Channel	Frequency [MHz]	Mode	Emission [MHz]	Level [dbµV/m]	Det.	Pol.	Limit [dbµV/m]	Limit dist. [m]*	Margin [dB]
F_{LOW}	2412	OFDM	2382	51.93	pk	hor	74.00	3	-22.07
F_{LOW}	2412	OFDM	2382	28.00	RMS	hor	54.00	3	-26.00
F_{LOW}	2412	OFDM	2388	56.19	pk	hor	74.00	3	-17.81
F_{LOW}	2412	OFDM	2388	30.55	RMS	hor	54.00	3	-23.45
F_{LOW}	2412	OFDM	2390	59.83	pk	hor	74.00	3	-14.17
F_{LOW}	2412	OFDM	2390	33.18	RMS	hor	54.00	3	-20.82
F_{MID}	2437	OFDM	No significant spurious emissions						
F_{HIGH}	2462	OFDM	2484	58.48	pk	hor	74.00	3	-15.52
F_{HIGH}	2462	OFDM	2484	29.99	RMS	hor	54.00	3	-24.01
F_{HIGH}	2462	OFDM	2485	55.16	pk	hor	74.00	3	-18.84
F_{HIGH}	2462	OFDM	2485	29.89	RMS	hor	54.00	3	-24.11

Comments: * Physical distance between EUT and measurement antenna.

ANNEX A Transmitter radiated spurious emissions

Spurious emissions according to FCC part 15 Subpart C § 15.247, IC RSS-247, I1

Project number: G0M-1603-5499

Applicant:	IAV GmbH
EUT Name:	CLAAS Wireless Interface
Model:	WIN
Test Site:	Eurofins Product Service GmbH
Operator:	Mr. Pudell
Test Conditions:	Tnom: 24°C, Vnom: 12.0 V DC
Antenna:	Rohde & Schwarz HK 116, Vertical
Measurement distance:	3 m
Mode:	TX; WLAN; CH 1; 2412 MHz; DSSS 1Mbps; Pmax
Test Date:	2016-05-19
Note:	EUT horizontal

Index 31

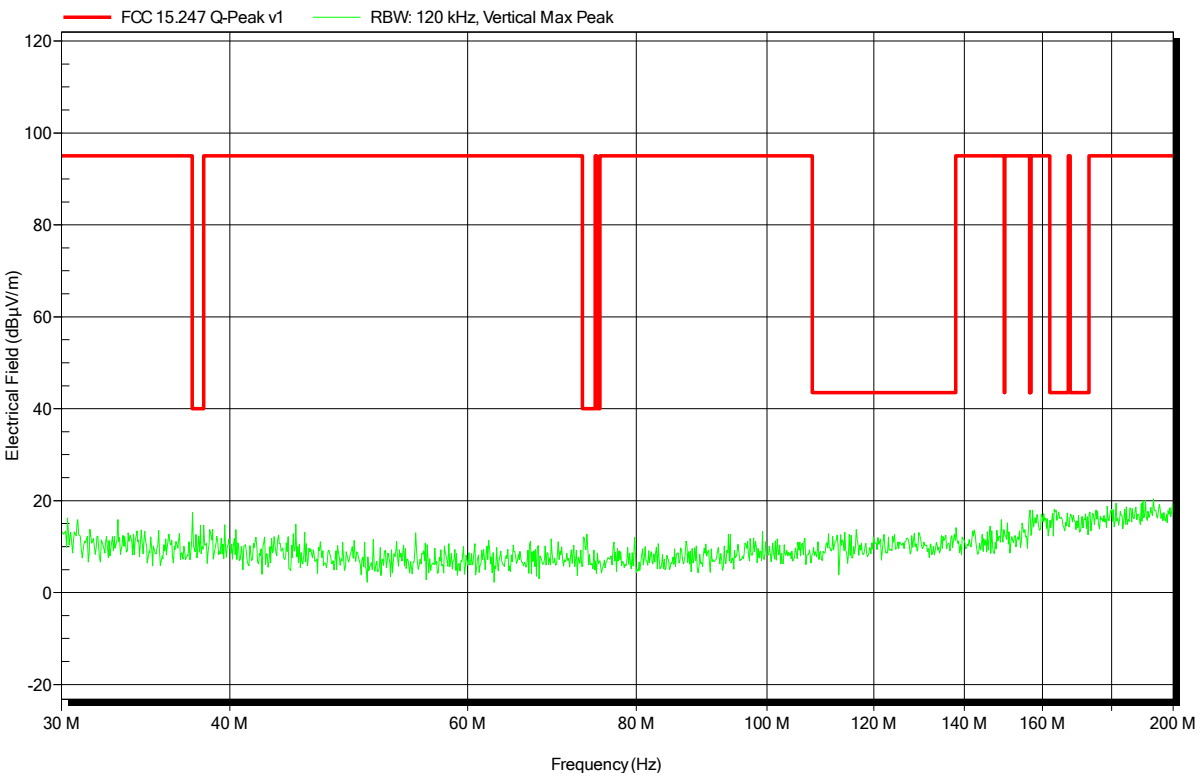

Spurious emissions according to FCC part 15 Subpart C § 15.247, IC RSS-247, I1

Project number: G0M-1603-5499

Applicant:	IAV GmbH
EUT Name:	CLAAS Wireless Interface
Model:	WIN
Test Site:	Eurofins Product Service GmbH
Operator:	Mr. Pudell
Test Conditions:	Tnom: 24°C, Vnom: 12.0 V DC
Antenna:	Rohde & Schwarz HK 116, Horizontal
Measurement distance:	3 m
Mode:	TX; WLAN; CH 1; 2412 MHz; DSSS 1Mbps; Pmax
Test Date:	2016-05-19
Note:	EUT horizontal

Index 30

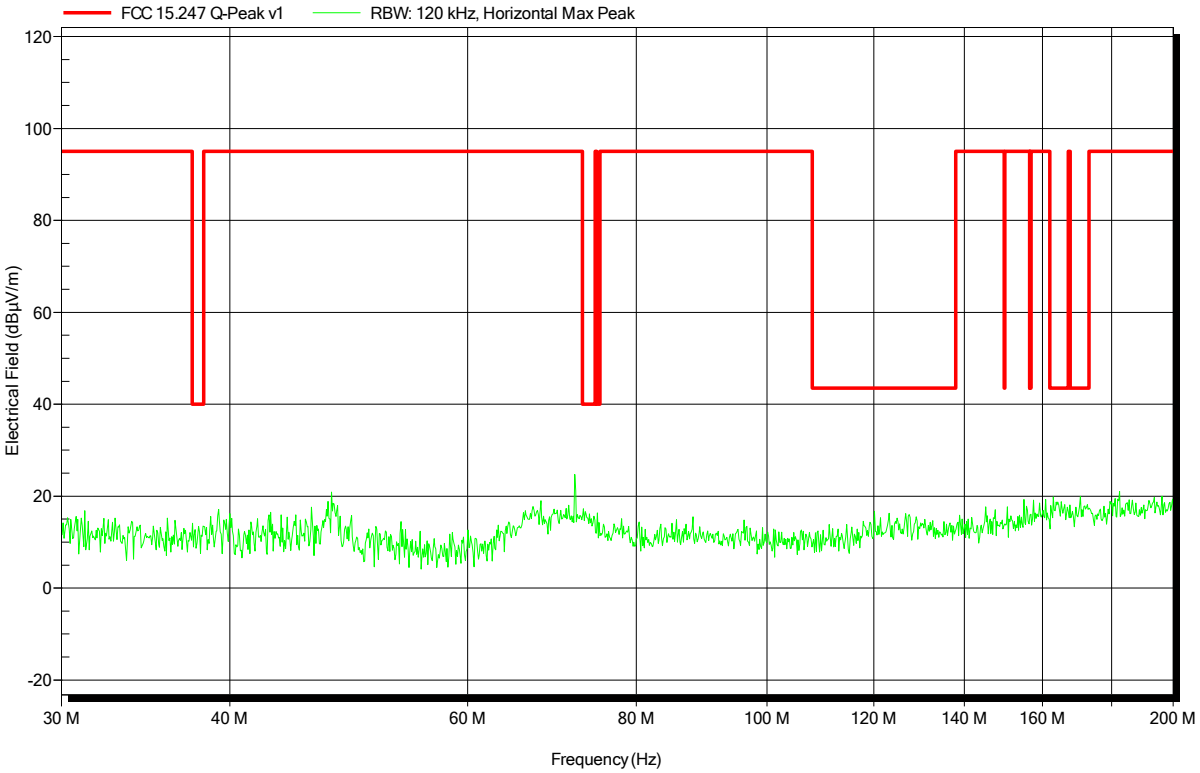

Spurious emissions according to FCC part 15 Subpart C § 15.247, IC RSS-247, I1

Project number: G0M-1603-5499

Applicant:	IAV GmbH
EUT Name:	CLAAS Wireless Interface
Model:	WIN
Test Site:	Eurofins Product Service GmbH
Operator:	Mr. Pudell
Test Conditions:	Tnom: 24°C, Vnom: 12.0 V DC
Antenna:	Rohde & Schwarz HK 116, Vertical
Measurement distance:	3 m
Mode:	TX; WLAN; CH 6; 2437 MHz; DSSS 1Mbps; Pmax
Test Date:	2016-05-19
Note:	EUT horizontal

Index 32

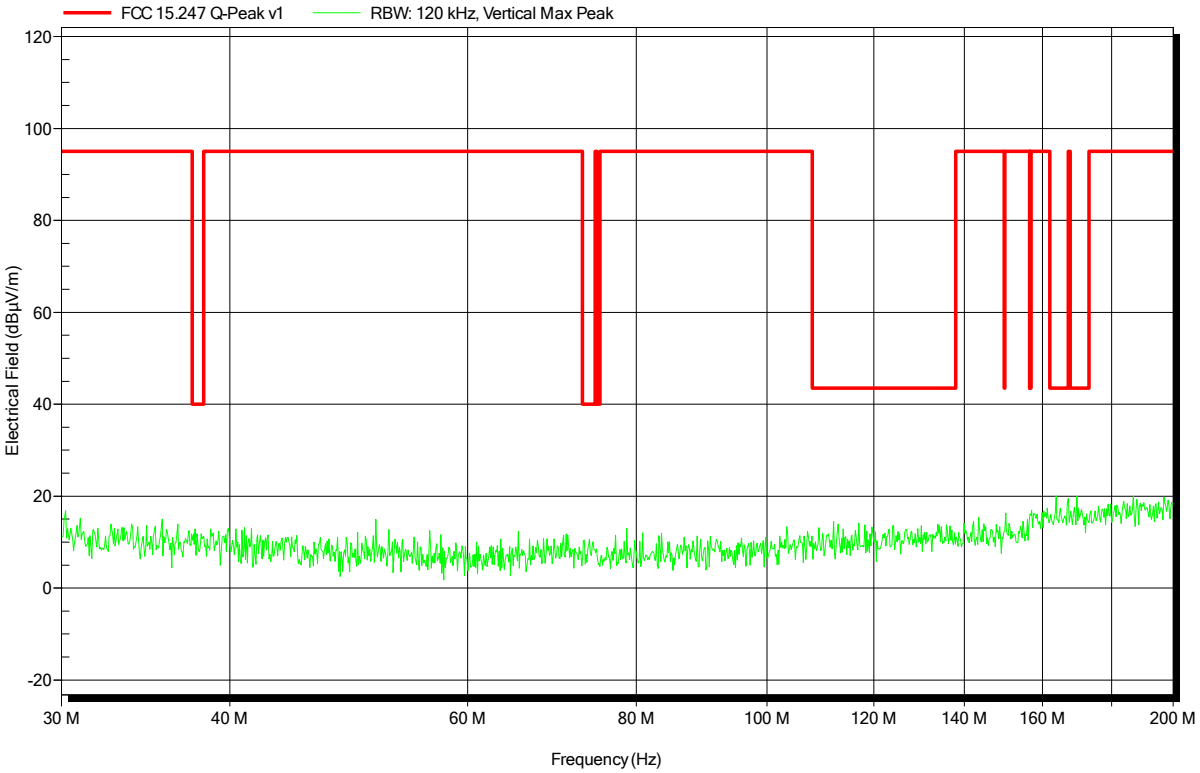

Spurious emissions according to FCC part 15 Subpart C § 15.247, IC RSS-247, I1

Project number: G0M-1603-5499

Applicant:	IAV GmbH
EUT Name:	CLAAS Wireless Interface
Model:	WIN
Test Site:	Eurofins Product Service GmbH
Operator:	Mr. Pudell
Test Conditions:	Tnom: 24°C, Vnom: 12.0 V DC
Antenna:	Rohde & Schwarz HK 116, Horizontal
Measurement distance:	3 m
Mode:	TX; WLAN; CH 6; 2437 MHz; DSSS 1Mbps; Pmax
Test Date:	2016-05-19
Note:	EUT horizontal

Index 33

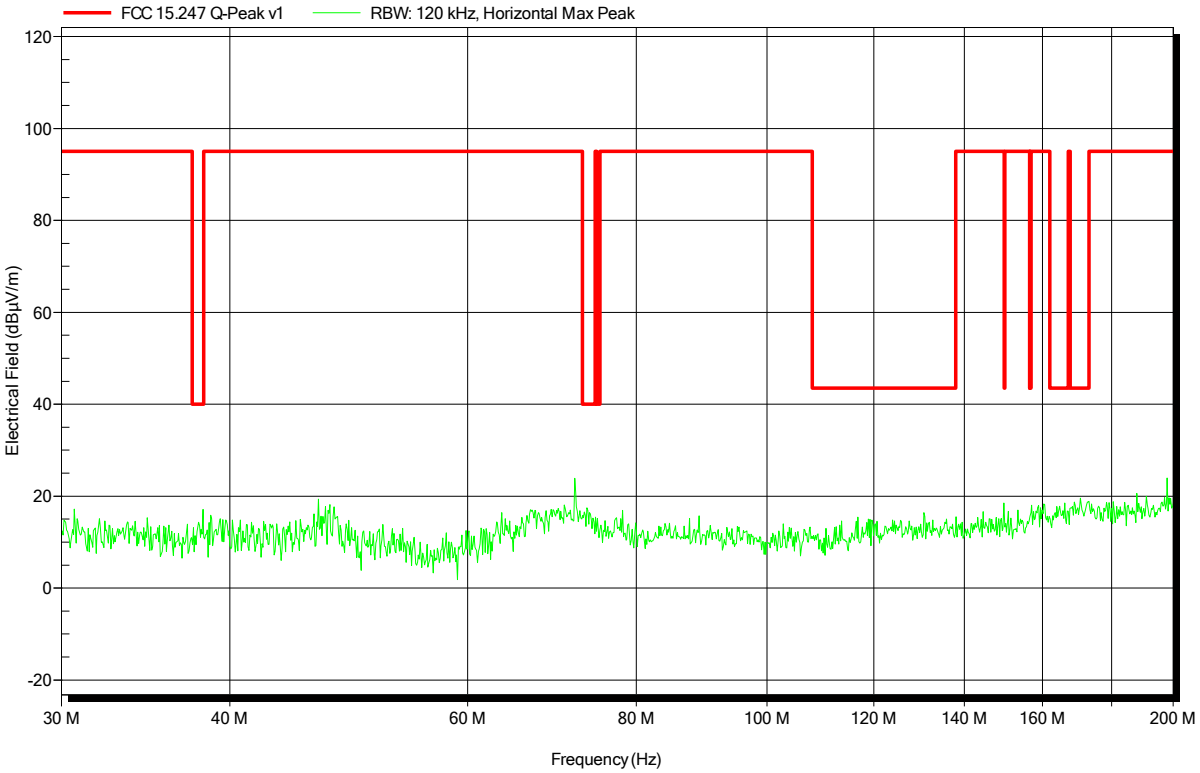

Spurious emissions according to FCC part 15 Subpart C § 15.247, IC RSS-247, I1

Project number: G0M-1603-5499

Applicant:	IAV GmbH
EUT Name:	CLAAS Wireless Interface
Model:	WIN
Test Site:	Eurofins Product Service GmbH
Operator:	Mr. Pudell
Test Conditions:	Tnom: 24°C, Vnom: 12.0 V DC
Antenna:	Rohde & Schwarz HK 116, Vertical
Measurement distance:	3 m
Mode:	TX; WLAN; CH 11; 2462 MHz; DSSS 1Mbps; Pmax
Test Date:	2016-05-19
Note:	EUT horizontal

Index 35

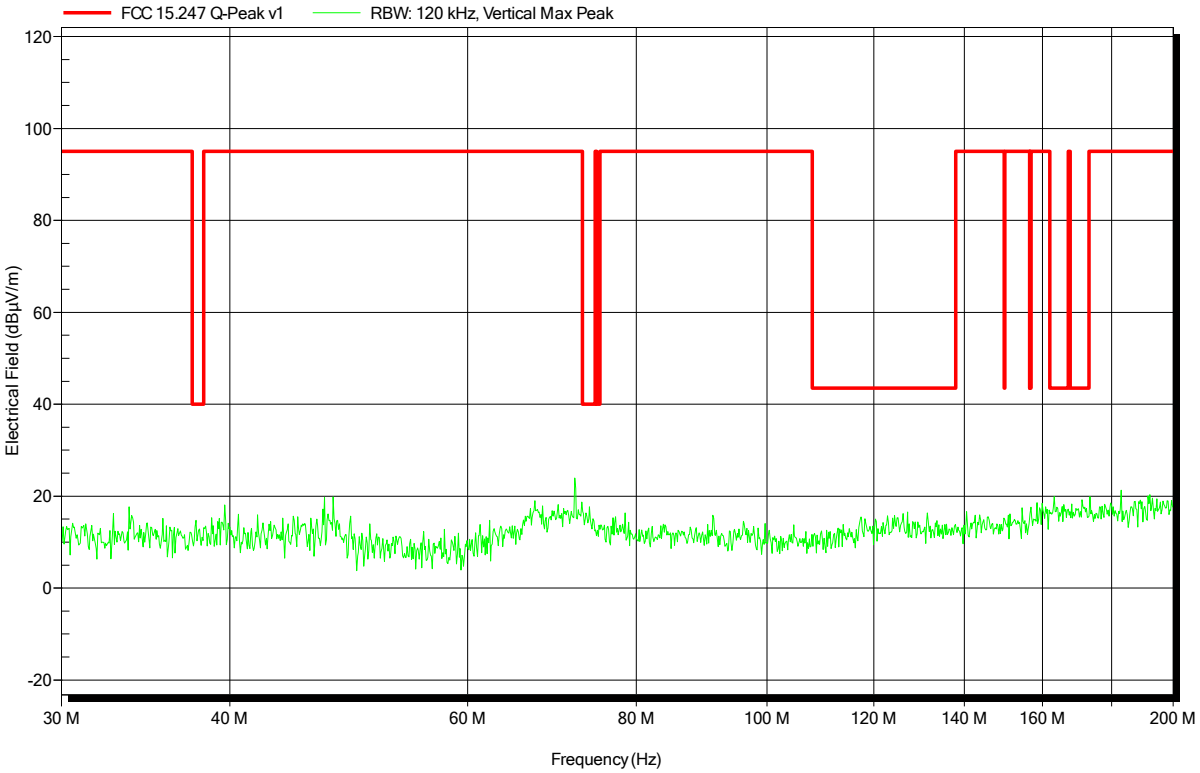

Spurious emissions according to FCC part 15 Subpart C § 15.247, IC RSS-247, I1

Project number: G0M-1603-5499

Applicant:	IAV GmbH
EUT Name:	CLAAS Wireless Interface
Model:	WIN
Test Site:	Eurofins Product Service GmbH
Operator:	Mr. Pudell
Test Conditions:	Tnom: 24°C, Vnom: 12.0 V DC
Antenna:	Rohde & Schwarz HK 116, Horizontal
Measurement distance:	3 m
Mode:	TX; WLAN; CH 11; 2462 MHz; DSSS 1Mbps; Pmax
Test Date:	2016-05-19
Note:	EUT horizontal

Index 34

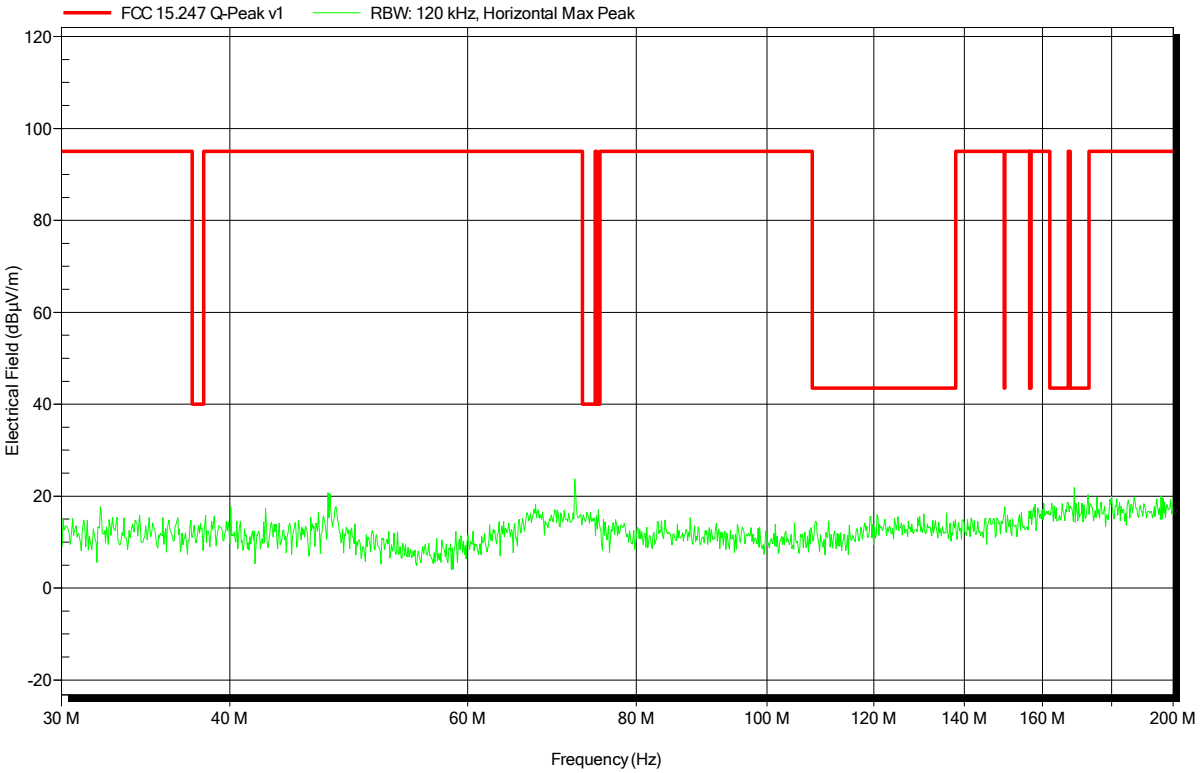

Spurious emissions according to FCC part 15 Subpart C § 15.247, IC RSS-247, I1

Project number: G0M-1603-5499

Applicant:	IAV GmbH
EUT Name:	CLAAS Wireless Interface
Model:	WIN
Test Site:	Eurofins Product Service GmbH
Operator:	Mr. Pudell
Test Conditions:	Tnom: 24°C, Vnom: 12.0 V DC
Antenna:	Rohde & Schwarz HL 223, Vertical
Measurement distance:	3 m
Mode:	TX; WLAN; CH 1; 2412 MHz; DSSS 1Mbps; Pmax
Test Date:	2016-05-19
Note:	EUT horizontal

Index 42

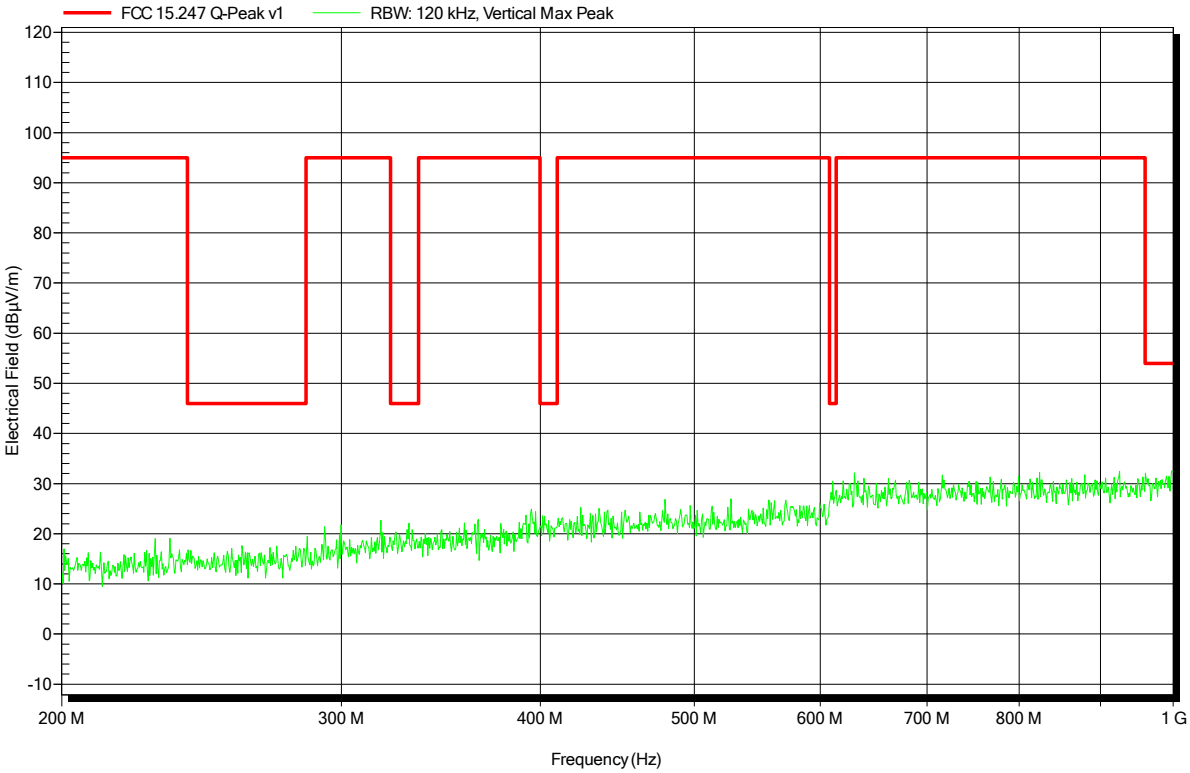

Spurious emissions according to FCC part 15 Subpart C § 15.247, IC RSS-247, I1

Project number: G0M-1603-5499

Applicant:	IAV GmbH
EUT Name:	CLAAS Wireless Interface
Model:	WIN
Test Site:	Eurofins Product Service GmbH
Operator:	Mr. Pudell
Test Conditions:	Tnom: 24°C, Vnom: 12.0 V DC
Antenna:	Rohde & Schwarz HL 223, Horizontal
Measurement distance:	3 m
Mode:	TX; WLAN; CH 1; 2412 MHz; DSSS 1Mbps; Pmax
Test Date:	2016-05-19
Note:	EUT horizontal

Index 43

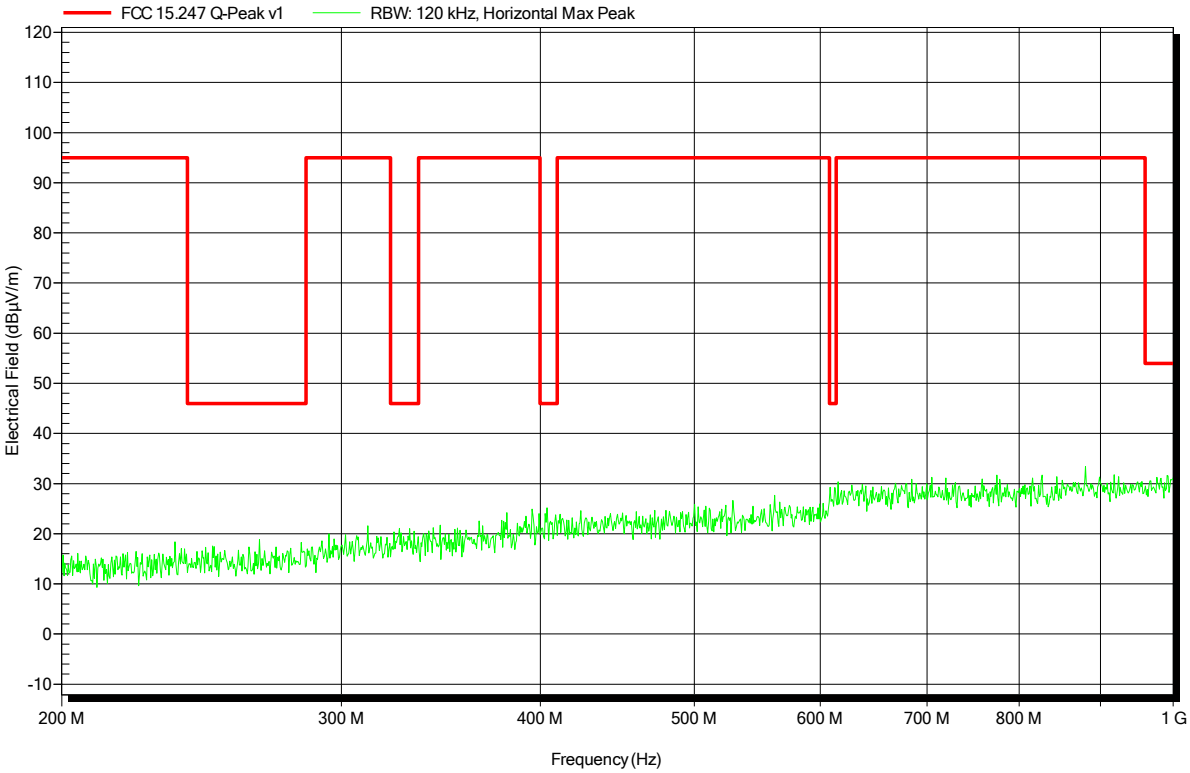

Spurious emissions according to FCC part 15 Subpart C § 15.247, IC RSS-247, I1

Project number: G0M-1603-5499

Applicant:	IAV GmbH
EUT Name:	CLAAS Wireless Interface
Model:	WIN
Test Site:	Eurofins Product Service GmbH
Operator:	Mr. Pudell
Test Conditions:	Tnom: 24°C, Vnom: 12.0 V DC
Antenna:	Rohde & Schwarz HL 223, Vertical
Measurement distance:	3 m
Mode:	TX; WLAN; CH 6; 2437 MHz; DSSS 1Mbps; Pmax
Test Date:	2016-05-19
Note:	EUT horizontal

Index 45

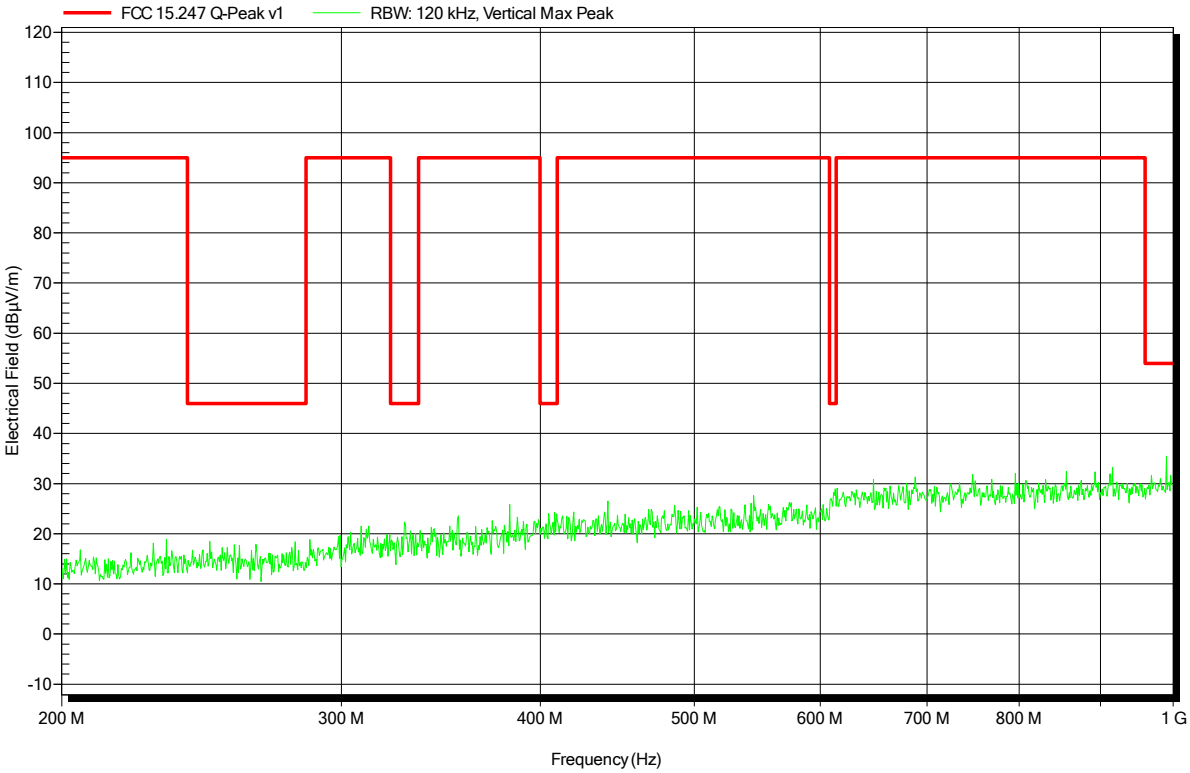

Spurious emissions according to FCC part 15 Subpart C § 15.247, IC RSS-247, I1

Project number: G0M-1603-5499

Applicant:	IAV GmbH
EUT Name:	CLAAS Wireless Interface
Model:	WIN
Test Site:	Eurofins Product Service GmbH
Operator:	Mr. Pudell
Test Conditions:	Tnom: 24°C, Vnom: 12.0 V DC
Antenna:	Rohde & Schwarz HL 223, Horizontal
Measurement distance:	3 m
Mode:	TX; WLAN; CH 6; 2437 MHz; DSSS 1Mbps; Pmax
Test Date:	2016-05-19
Note:	EUT horizontal

Index 44

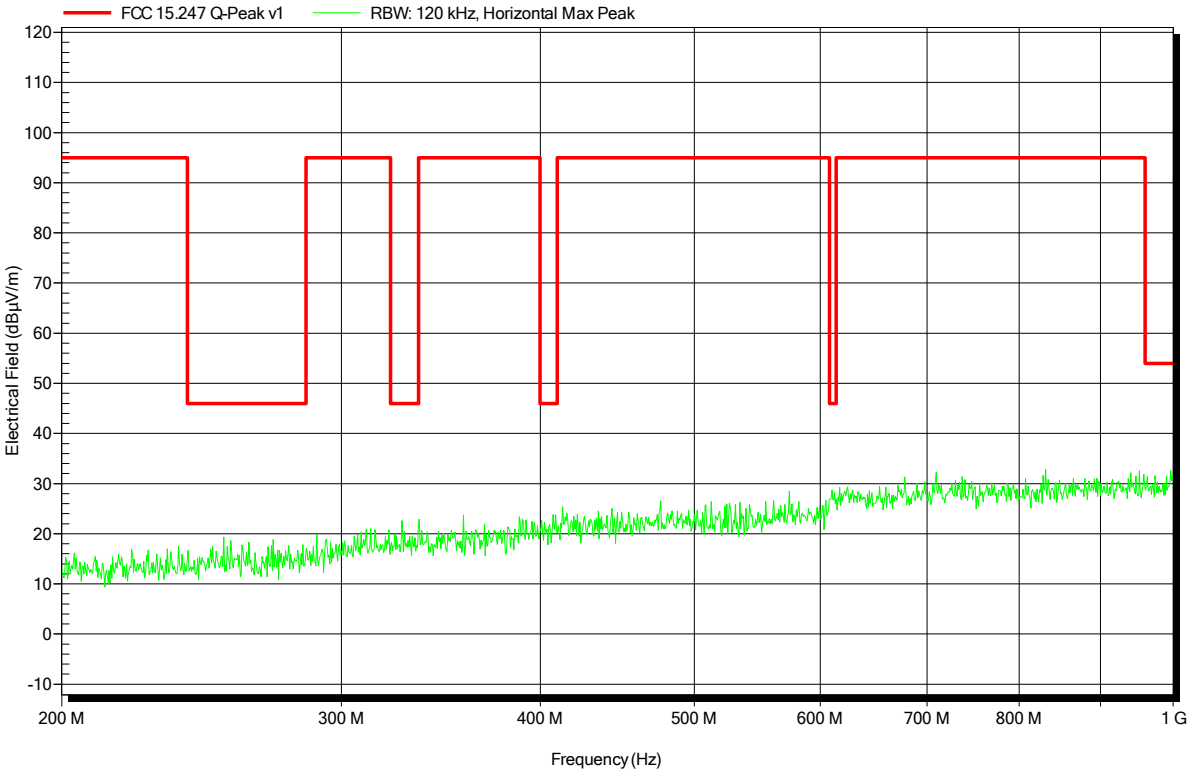

Spurious emissions according to FCC part 15 Subpart C § 15.247, IC RSS-247, I1

Project number: G0M-1603-5499

Applicant:	IAV GmbH
EUT Name:	CLAAS Wireless Interface
Model:	WIN
Test Site:	Eurofins Product Service GmbH
Operator:	Mr. Pudell
Test Conditions:	Tnom: 24°C, Vnom: 12.0 V DC
Antenna:	Rohde & Schwarz HL 223, Vertical
Measurement distance:	3 m
Mode:	TX; WLAN; CH 11; 2462 MHz; DSSS 1Mbps; Pmax
Test Date:	2016-05-19
Note:	EUT horizontal

Index 46

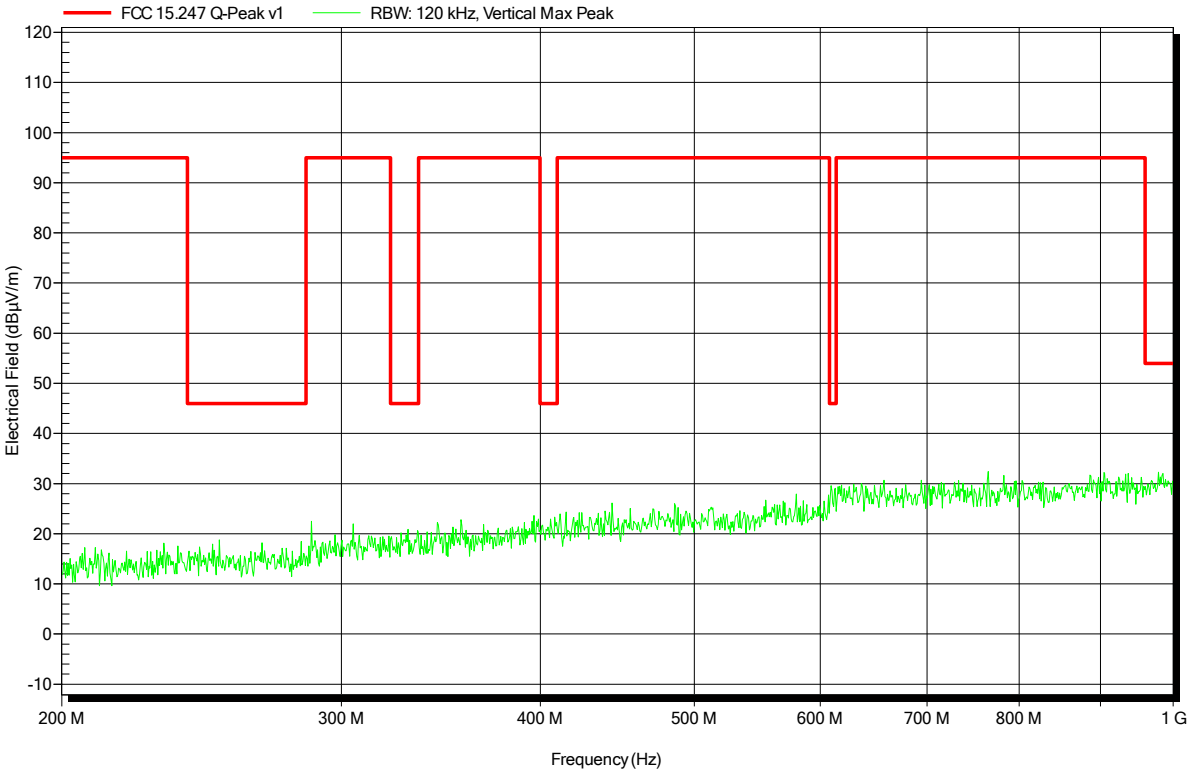

Spurious emissions according to FCC part 15 Subpart C § 15.247, IC RSS-247, I1

Project number: G0M-1603-5499

Applicant:	IAV GmbH
EUT Name:	CLAAS Wireless Interface
Model:	WIN
Test Site:	Eurofins Product Service GmbH
Operator:	Mr. Pudell
Test Conditions:	Tnom: 24°C, Vnom: 12.0 V DC
Antenna:	Rohde & Schwarz HL 223, Horizontal
Measurement distance:	3 m
Mode:	TX; WLAN; CH 11; 2462 MHz; DSSS 1Mbps; Pmax
Test Date:	2016-05-19
Note:	EUT horizontal

Index 47

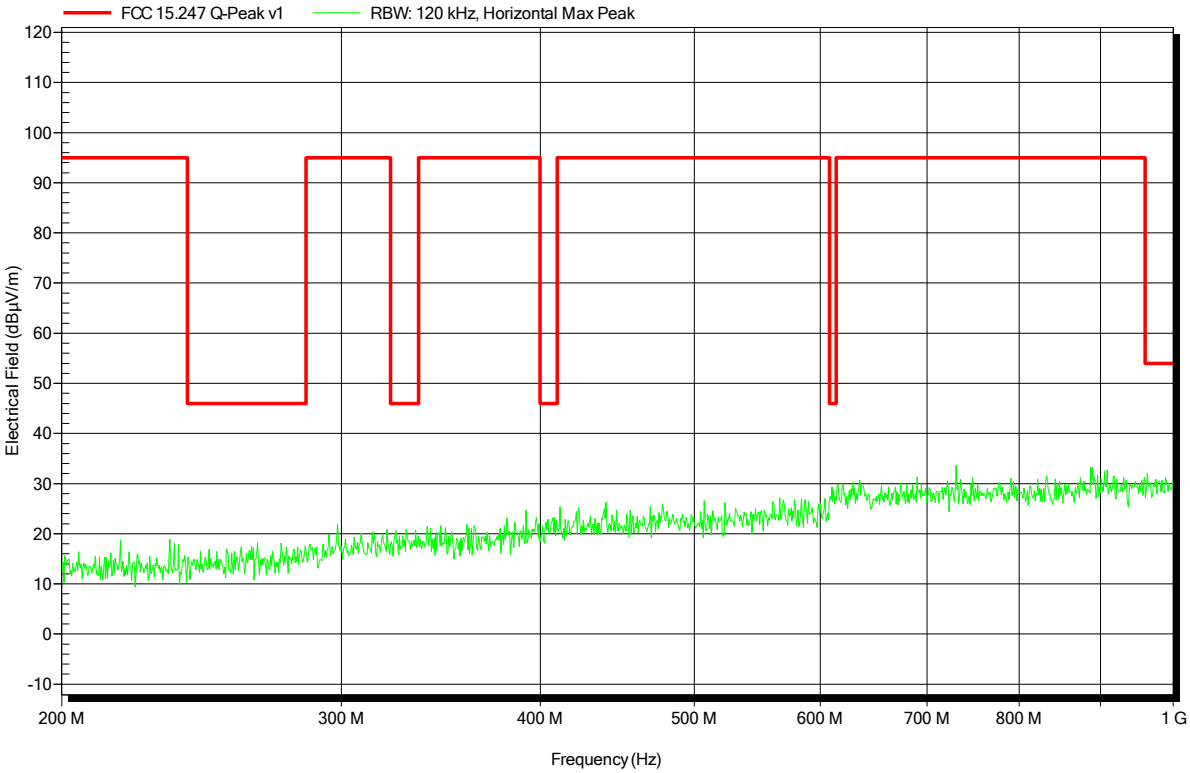

Spurious emissions according to FCC part 15 Subpart C § 15.247, IC RSS-247, I1

Project number: G0M-1603-5499

Applicant:	IAV GmbH
EUT Name:	CLAAS Wireless Interface
Model:	WIN
Test Site:	Eurofins Product Service GmbH
Operator:	Mr. Pudell
Test Conditions:	Tnom: 24°C, Vnom: 12.0 V DC
Antenna:	Rohde & Schwarz HL 025, Vertical
Measurement distance:	3 m
Mode:	TX; WLAN; CH 1; 2412 MHz; DSSS 1Mbps; Pmax
Test Date:	2016-05-19
Note:	EUT horizontal

Index 2

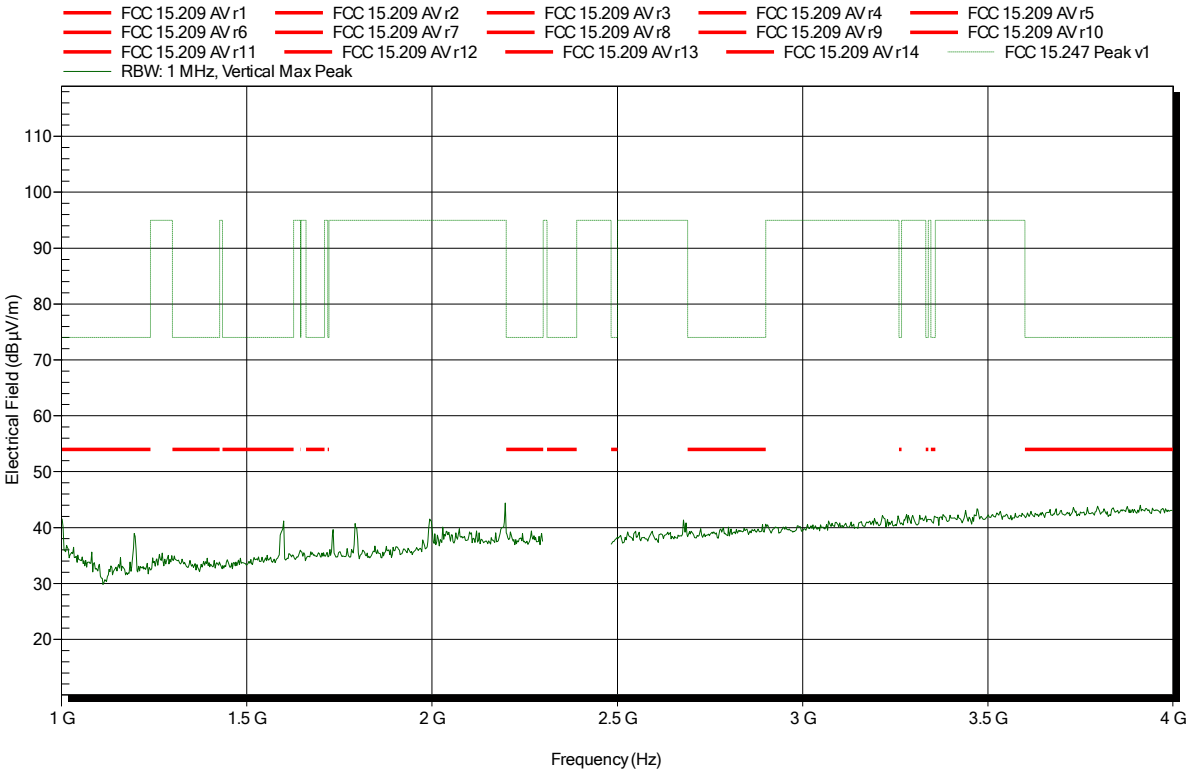

Spurious emissions according to FCC part 15 Subpart C § 15.247, IC RSS-247, I1

Project number: G0M-1603-5499

Applicant:	IAV GmbH
EUT Name:	CLAAS Wireless Interface
Model:	WIN
Test Site:	Eurofins Product Service GmbH
Operator:	Mr. Pudell
Test Conditions:	Tnom: 24°C, Vnom: 12.0 V DC
Antenna:	Rohde & Schwarz HL 025, Horizontal
Measurement distance:	3 m
Mode:	TX; WLAN; CH 1; 2412 MHz; DSSS 1Mbps; Pmax
Test Date:	2016-05-19
Note:	EUT horizontal

Index 4

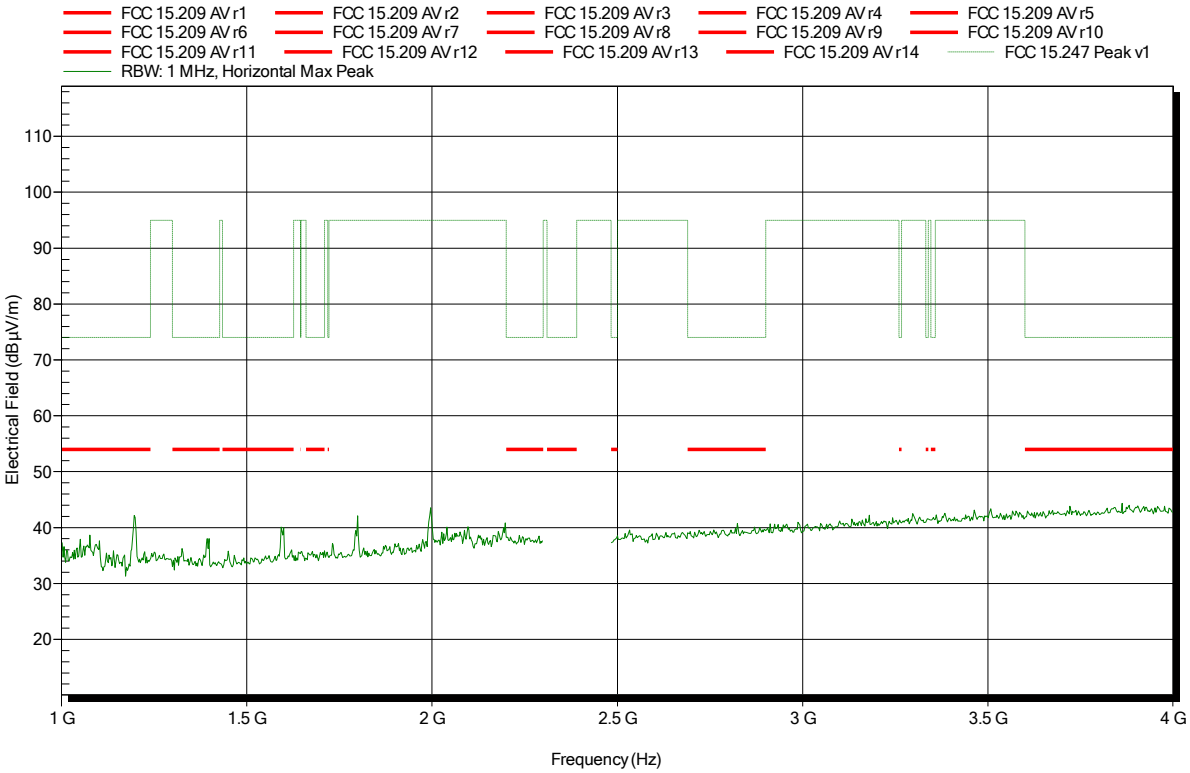

Spurious emissions according to FCC part 15 Subpart C § 15.247, IC RSS-247, I1

Project number: G0M-1603-5499

Applicant:	IAV GmbH
EUT Name:	CLAAS Wireless Interface
Model:	WIN
Test Site:	Eurofins Product Service GmbH
Operator:	Mr. Pudell
Test Conditions:	Tnom: 24°C, Vnom: 12.0 V DC
Antenna:	Rohde & Schwarz HL 025, Vertical
Measurement distance:	3 m
Mode:	TX; WLAN; CH 1; 2412 MHz; DSSS 1Mbps; Pmax
Test Date:	2016-05-19
Note:	EUT horizontal; lower bandedge

Index 3

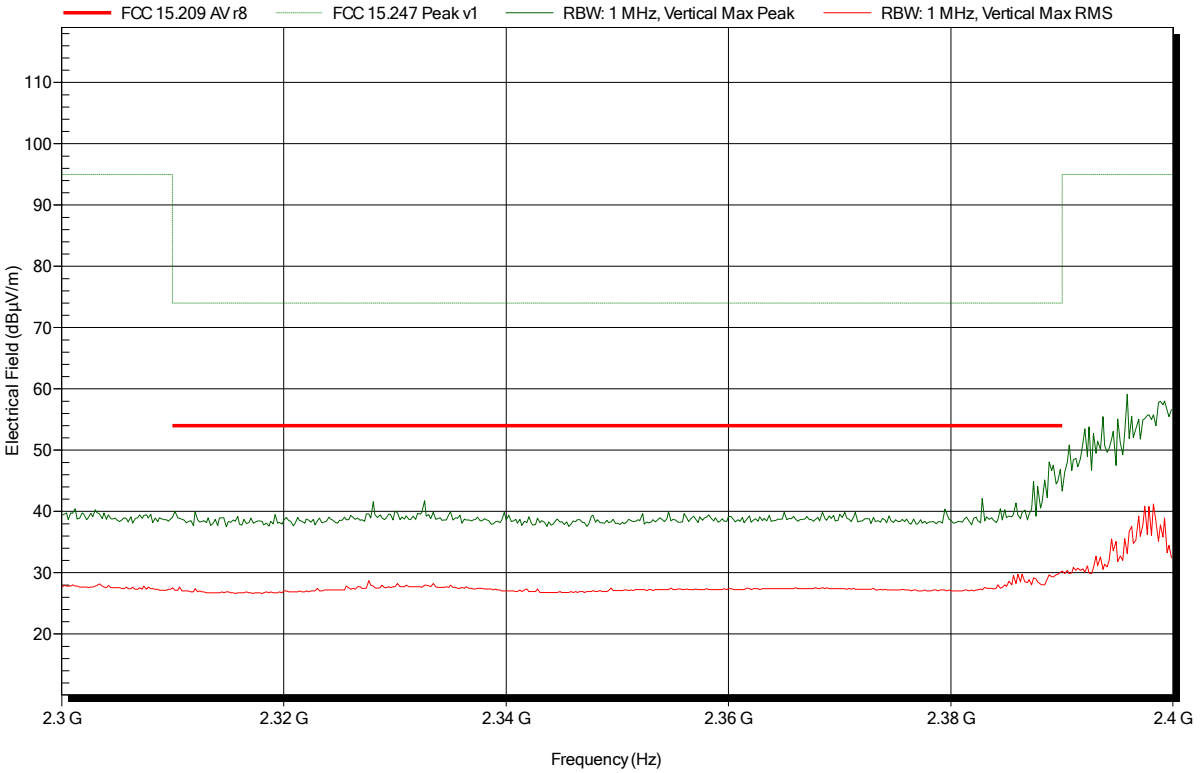

Spurious emissions according to FCC part 15 Subpart C § 15.247, IC RSS-247, I1

Project number: G0M-1603-5499

Applicant:	IAV GmbH
EUT Name:	CLAAS Wireless Interface
Model:	WIN
Test Site:	Eurofins Product Service GmbH
Operator:	Mr. Pudell
Test Conditions:	Tnom: 24°C, Vnom: 12.0 V DC
Antenna:	Rohde & Schwarz HL 025, Horizontal
Measurement distance:	3 m
Mode:	TX; WLAN; CH 1; 2412 MHz; DSSS 1Mbps; Pmax
Test Date:	2016-05-19
Note:	EUT horizontal; lower bandedge

Index 5

Frequency	Peak	Peak Limit	Peak Difference	Peak Status
2.388 GHz	57.75 dBµV/m	74 dBµV/m	-16.25 dB	Pass
2.389 GHz	60.58 dBµV/m	74 dBµV/m	-13.42 dB	Pass

Frequency	RMS	RMS Limit	RMS Difference	RMS Status
2.388 GHz	30.74 dBµV/m	54 dBµV/m	-23.26 dB	Pass
2.389 GHz	31.37 dBµV/m	54 dBµV/m	-22.63 dB	Pass

Spurious emissions according to FCC part 15 Subpart C § 15.247, IC RSS-247, I1

Project number: G0M-1603-5499

Applicant:	IAV GmbH
EUT Name:	CLAAS Wireless Interface
Model:	WIN
Test Site:	Eurofins Product Service GmbH
Operator:	Mr. Pudell
Test Conditions:	Tnom: 24°C, Vnom: 12.0 V DC
Antenna:	Rohde & Schwarz HL 025, Vertical
Measurement distance:	3 m
Mode:	TX; WLAN; CH 6; 2437 MHz; DSSS 1Mbps; Pmax
Test Date:	2016-05-19
Note:	EUT horizontal

Index 18

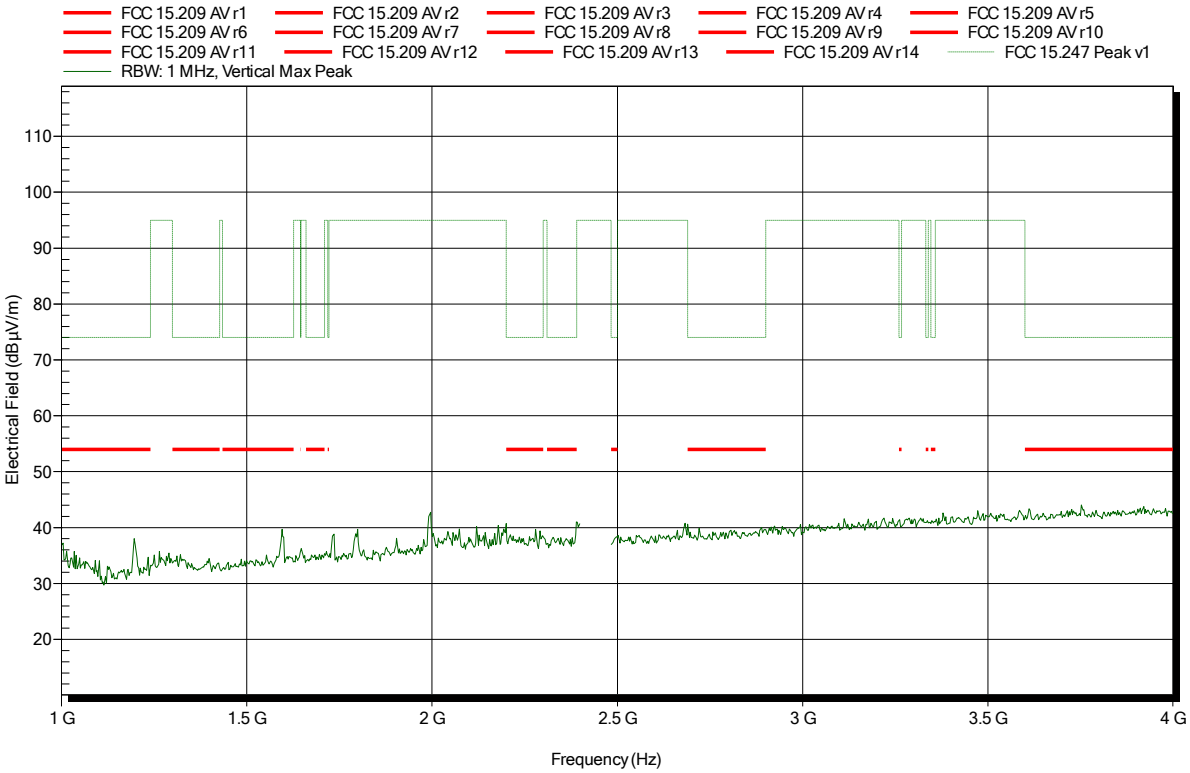

Spurious emissions according to FCC part 15 Subpart C § 15.247, IC RSS-247, I1

Project number: G0M-1603-5499

Applicant:	IAV GmbH
EUT Name:	CLAAS Wireless Interface
Model:	WIN
Test Site:	Eurofins Product Service GmbH
Operator:	Mr. Pudell
Test Conditions:	Tnom: 24°C, Vnom: 12.0 V DC
Antenna:	Rohde & Schwarz HL 025, Horizontal
Measurement distance:	3 m
Mode:	TX; WLAN; CH 6; 2437 MHz; DSSS 1Mbps; Pmax
Test Date:	2016-05-19
Note:	EUT horizontal

Index 19

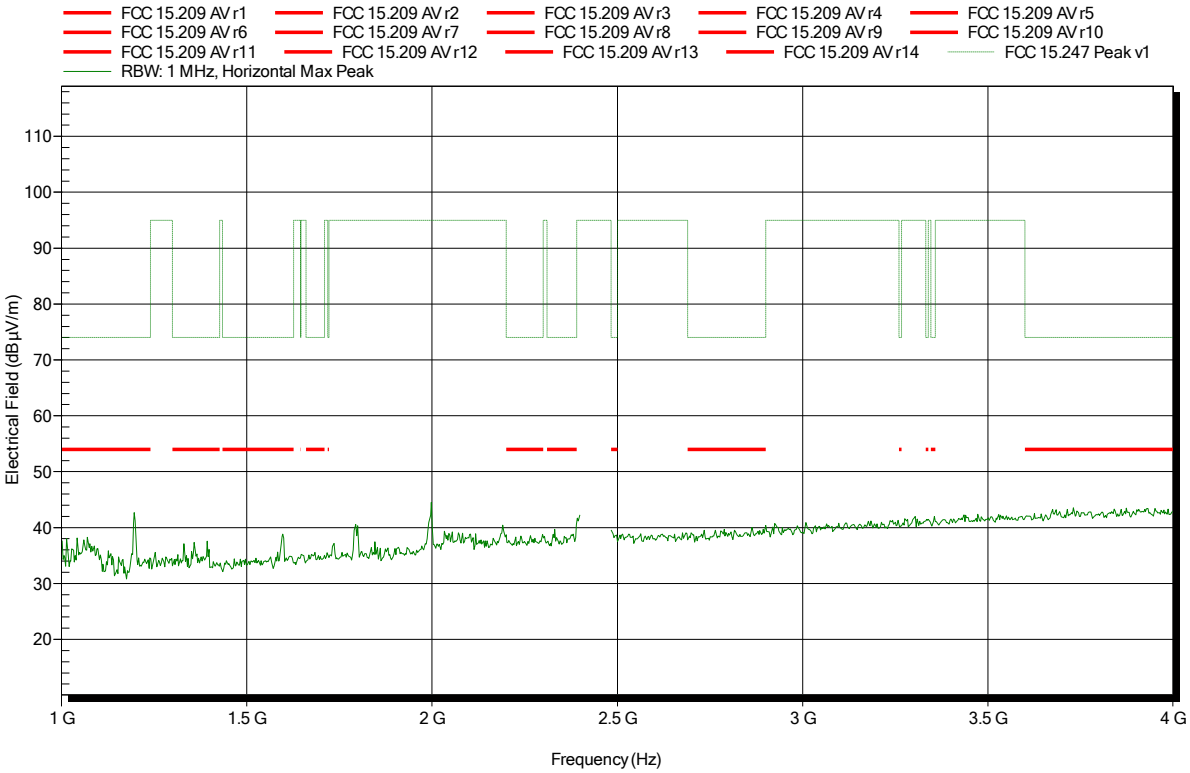

Spurious emissions according to FCC part 15 Subpart C § 15.247, IC RSS-247, I1

Project number: G0M-1603-5499

Applicant:	IAV GmbH
EUT Name:	CLAAS Wireless Interface
Model:	WIN
Test Site:	Eurofins Product Service GmbH
Operator:	Mr. Pudell
Test Conditions:	Tnom: 24°C, Vnom: 12.0 V DC
Antenna:	Rohde & Schwarz HL 025, Vertical
Measurement distance:	3 m
Mode:	TX; WLAN; CH 11; 2462 MHz; DSSS 1Mbps; Pmax
Test Date:	2016-05-19
Note:	EUT horizontal

Index 22

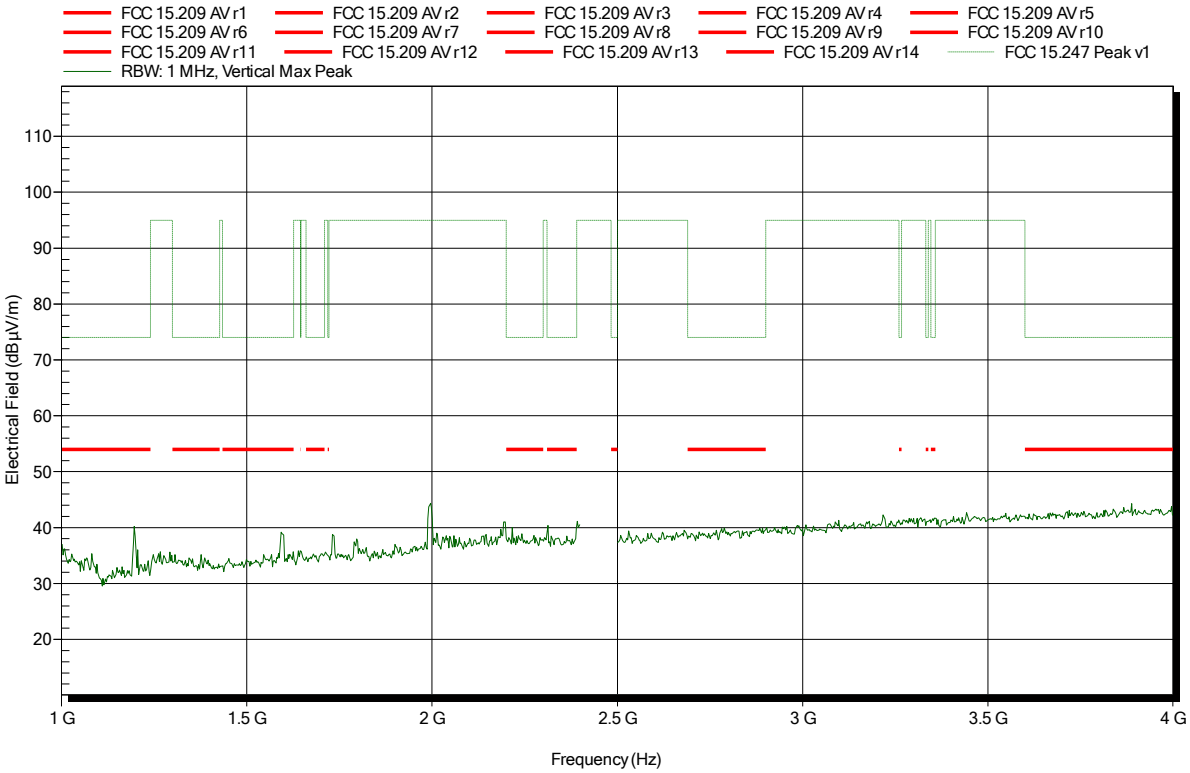

Spurious emissions according to FCC part 15 Subpart C § 15.247, IC RSS-247, I1

Project number: G0M-1603-5499

Applicant:	IAV GmbH
EUT Name:	CLAAS Wireless Interface
Model:	WIN
Test Site:	Eurofins Product Service GmbH
Operator:	Mr. Pudell
Test Conditions:	Tnom: 24°C, Vnom: 12.0 V DC
Antenna:	Rohde & Schwarz HL 025, Horizontal
Measurement distance:	3 m
Mode:	TX; WLAN; CH 11; 2462 MHz; DSSS 1Mbps; Pmax
Test Date:	2016-05-19
Note:	EUT horizontal

Index 20

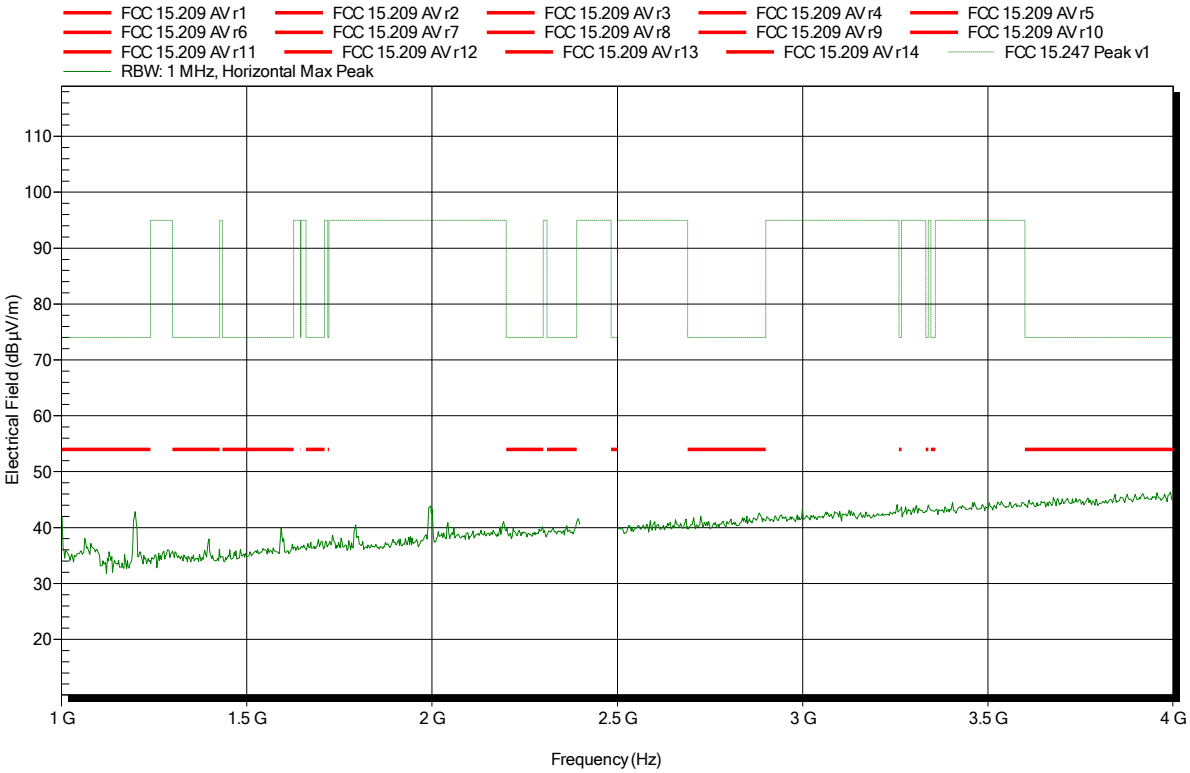

Spurious emissions according to FCC part 15 Subpart C § 15.247, IC RSS-247, I1

Project number: G0M-1603-5499

Applicant:	IAV GmbH
EUT Name:	CLAAS Wireless Interface
Model:	WIN
Test Site:	Eurofins Product Service GmbH
Operator:	Mr. Pudell
Test Conditions:	Tnom: 24°C, Vnom: 12.0 V DC
Antenna:	Rohde & Schwarz HL 025, Vertical
Measurement distance:	3 m
Mode:	TX; WLAN; CH 11; 2462 MHz; DSSS 1Mbps; Pmax
Test Date:	2016-05-19
Note:	EUT horizontal; higher bandedge

Index 23

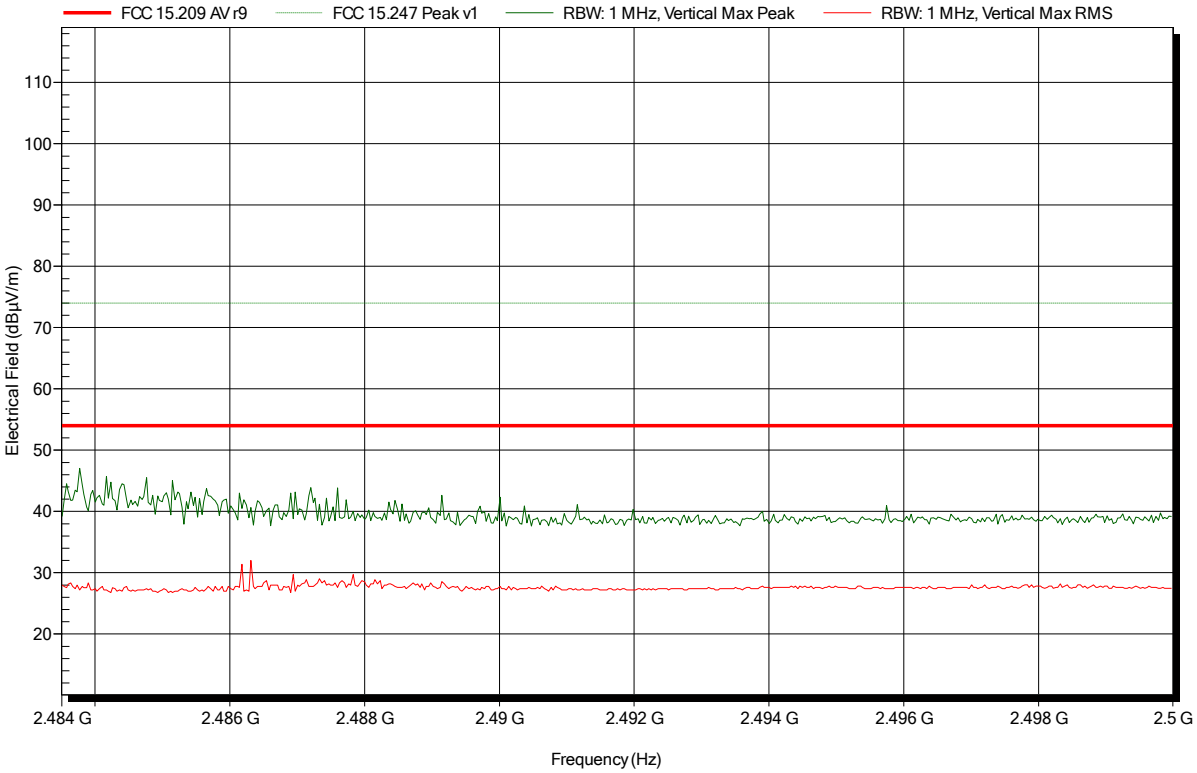

Spurious emissions according to FCC part 15 Subpart C § 15.247, IC RSS-247, I1

Project number: G0M-1603-5499

Applicant:	IAV GmbH
EUT Name:	CLAAS Wireless Interface
Model:	WIN
Test Site:	Eurofins Product Service GmbH
Operator:	Mr. Pudell
Test Conditions:	Tnom: 24°C, Vnom: 12.0 V DC
Antenna:	Rohde & Schwarz HL 025, Horizontal
Measurement distance:	3 m
Mode:	TX; WLAN; CH 11; 2462 MHz; DSSS 1Mbps; Pmax
Test Date:	2016-05-19
Note:	EUT horizontal; higher bandedge

Index 21

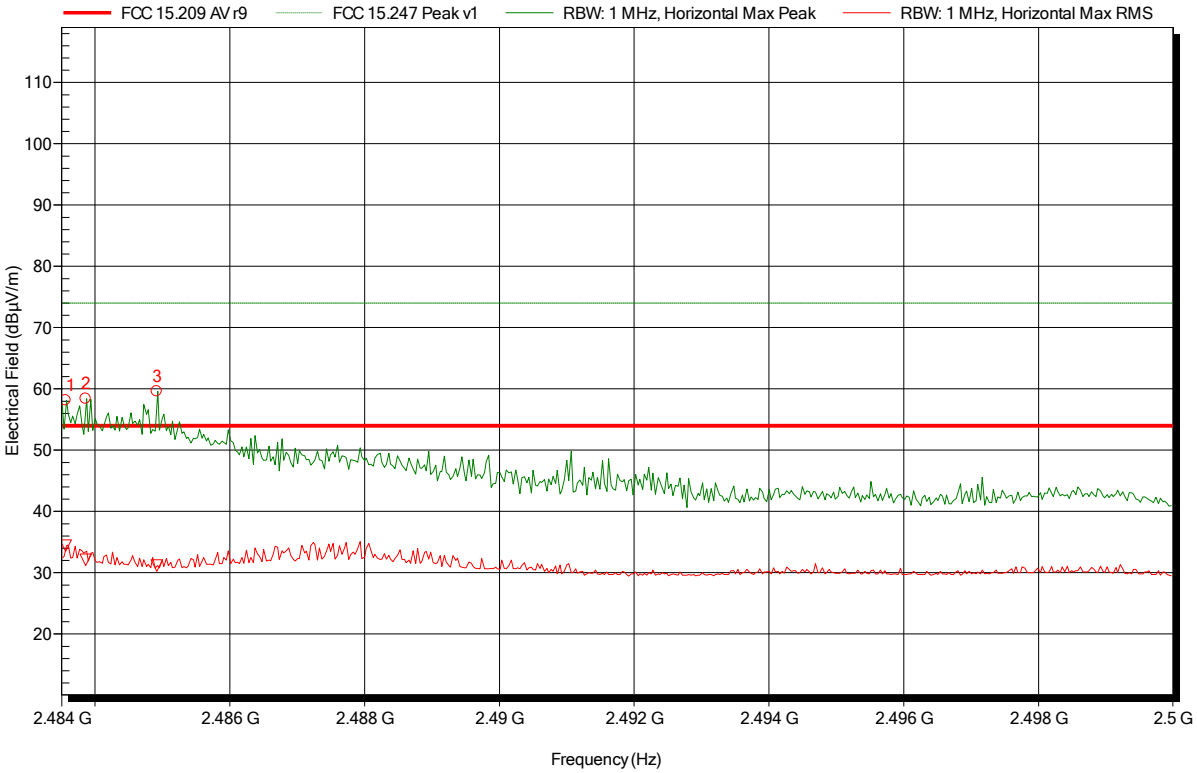

Frequency	Peak	Peak Limit	Peak Difference	Peak Status
2.484 GHz	58.13 dBµV/m	74 dBµV/m	-15.87 dB	Pass
2.484 GHz	58.39 dBµV/m	74 dBµV/m	-15.61 dB	Pass
2.485 GHz	59.61 dBµV/m	74 dBµV/m	-14.39 dB	Pass

Frequency	RMS	RMS Limit	RMS Difference	RMS Status
2.484 GHz	34.44 dBµV/m	54 dBµV/m	-19.56 dB	Pass
2.484 GHz	32.13 dBµV/m	54 dBµV/m	-21.87 dB	Pass
2.485 GHz	31.18 dBµV/m	54 dBµV/m	-22.82 dB	Pass

Spurious emissions according to FCC part 15 Subpart C § 15.247, IC RSS-247, I1

Project number: G0M-1603-5499

Applicant:	IAV GmbH
EUT Name:	CLAAS Wireless Interface
Model:	WIN
Test Site:	Eurofins Product Service GmbH
Operator:	Mr. Pudell
Test Conditions:	Tnom: 24°C, Vnom: 12.0 V DC
Antenna:	Rohde & Schwarz HL 025, Vertical
Measurement distance:	1 m converted to 3m
Mode:	TX; WLAN; CH 1; 2412 MHz; DSSS 1Mbps; Pmax
Test Date:	2016-05-19
Note:	EUT horizontal

Index 6

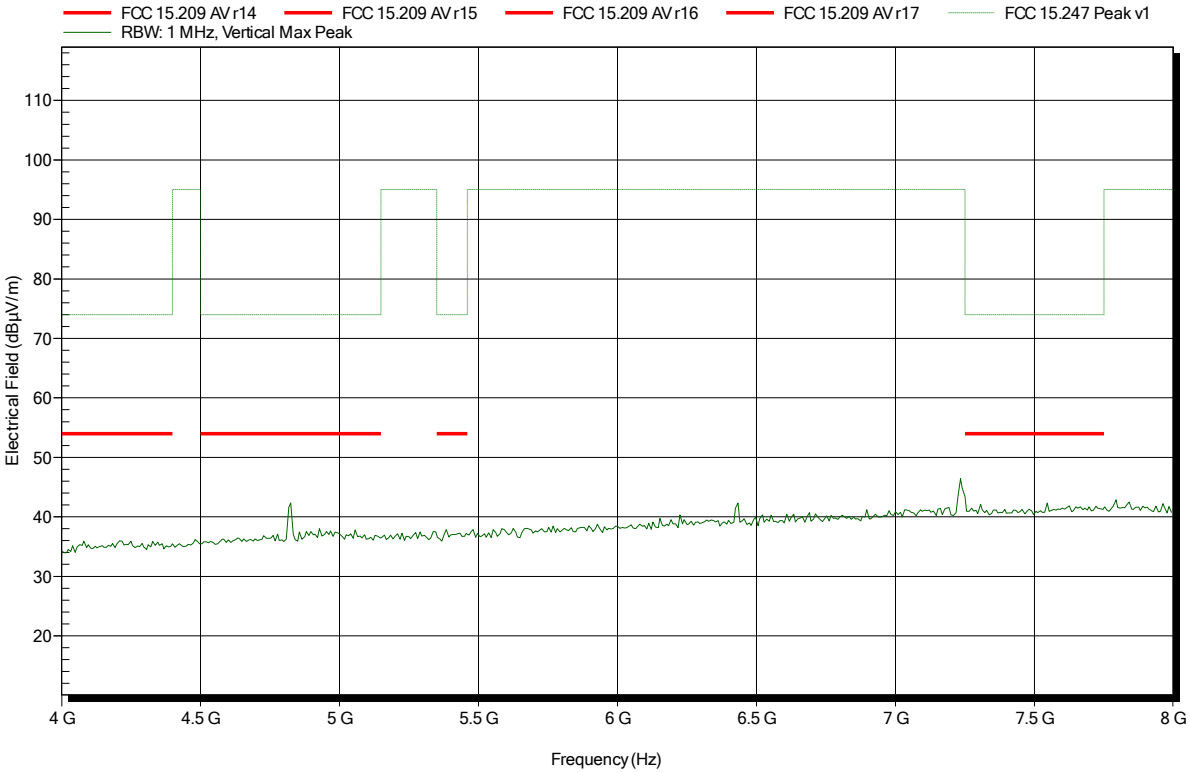

Spurious emissions according to FCC part 15 Subpart C § 15.247, IC RSS-247, I1

Project number: G0M-1603-5499

Applicant:	IAV GmbH
EUT Name:	CLAAS Wireless Interface
Model:	WIN
Test Site:	Eurofins Product Service GmbH
Operator:	Mr. Pudell
Test Conditions:	Tnom: 24°C, Vnom: 12.0 V DC
Antenna:	Rohde & Schwarz HL 025, Horizontal
Measurement distance:	1 m converted to 3m
Mode:	TX; WLAN; CH 1; 2412 MHz; DSSS 1Mbps; Pmax
Test Date:	2016-05-19
Note:	EUT horizontal

Index 11

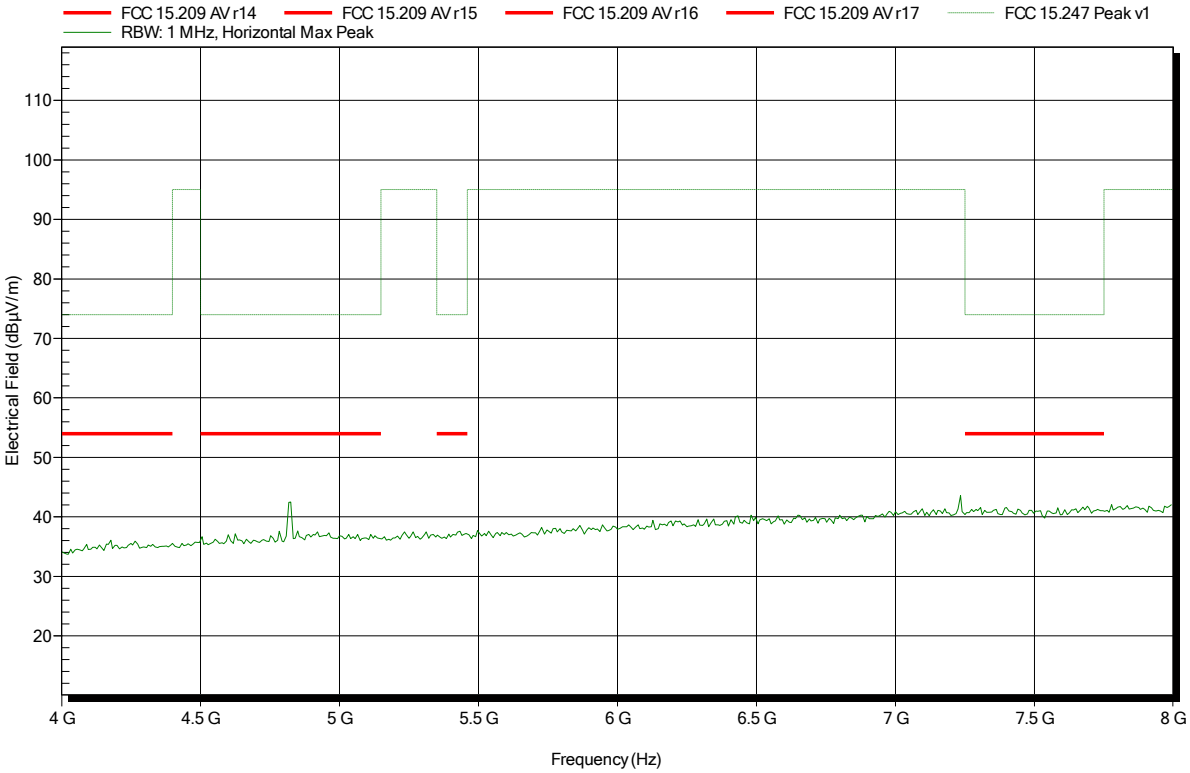

Spurious emissions according to FCC part 15 Subpart C § 15.247, IC RSS-247, I1

Project number: G0M-1603-5499

Applicant:	IAV GmbH
EUT Name:	CLAAS Wireless Interface
Model:	WIN
Test Site:	Eurofins Product Service GmbH
Operator:	Mr. Pudell
Test Conditions:	Tnom: 24°C, Vnom: 12.0 V DC
Antenna:	Rohde & Schwarz HL 025, Vertical
Measurement distance:	1 m converted to 3m
Mode:	TX; WLAN; CH 6; 2437 MHz; DSSS 1Mbps; Pmax
Test Date:	2016-05-19
Note:	EUT horizontal

Index 17

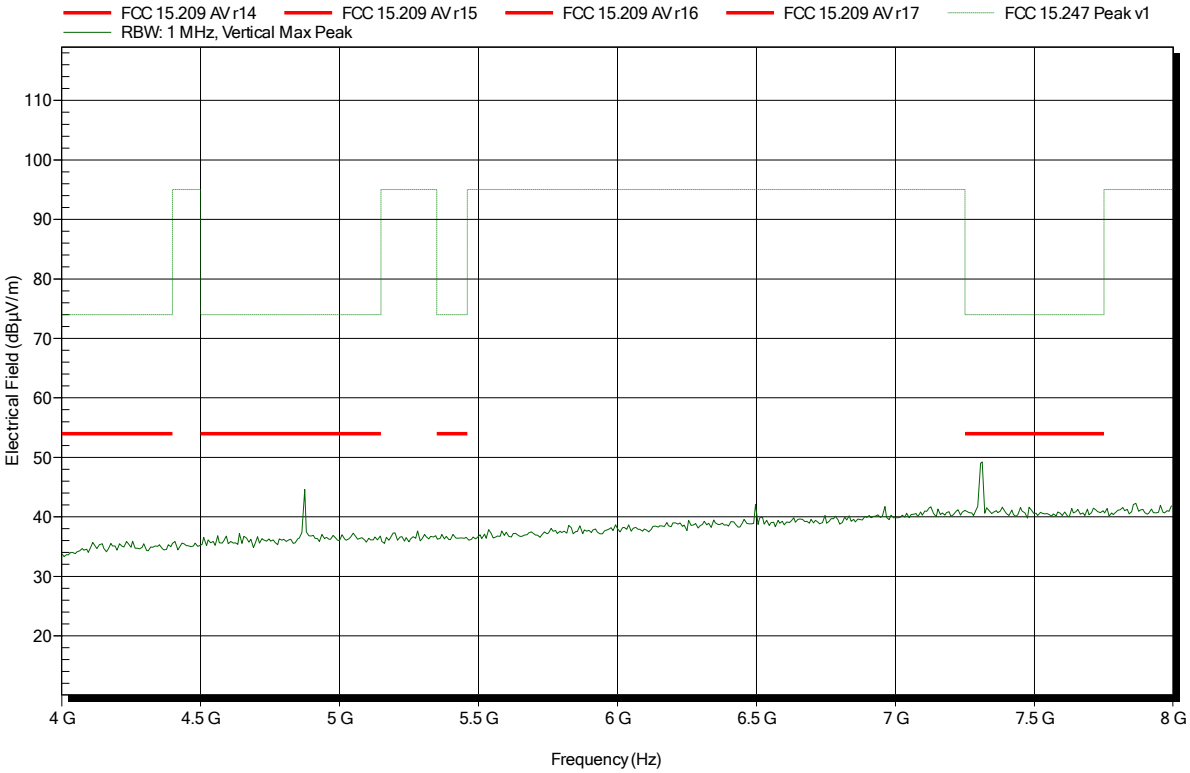

Spurious emissions according to FCC part 15 Subpart C § 15.247, IC RSS-247, I1

Project number: G0M-1603-5499

Applicant:	IAV GmbH
EUT Name:	CLAAS Wireless Interface
Model:	WIN
Test Site:	Eurofins Product Service GmbH
Operator:	Mr. Pudell
Test Conditions:	Tnom: 24°C, Vnom: 12.0 V DC
Antenna:	Rohde & Schwarz HL 025, Horizontal
Measurement distance:	1 m converted to 3m
Mode:	TX; WLAN; CH 6; 2437 MHz; DSSS 1Mbps; Pmax
Test Date:	2016-05-19
Note:	EUT horizontal

Index 12

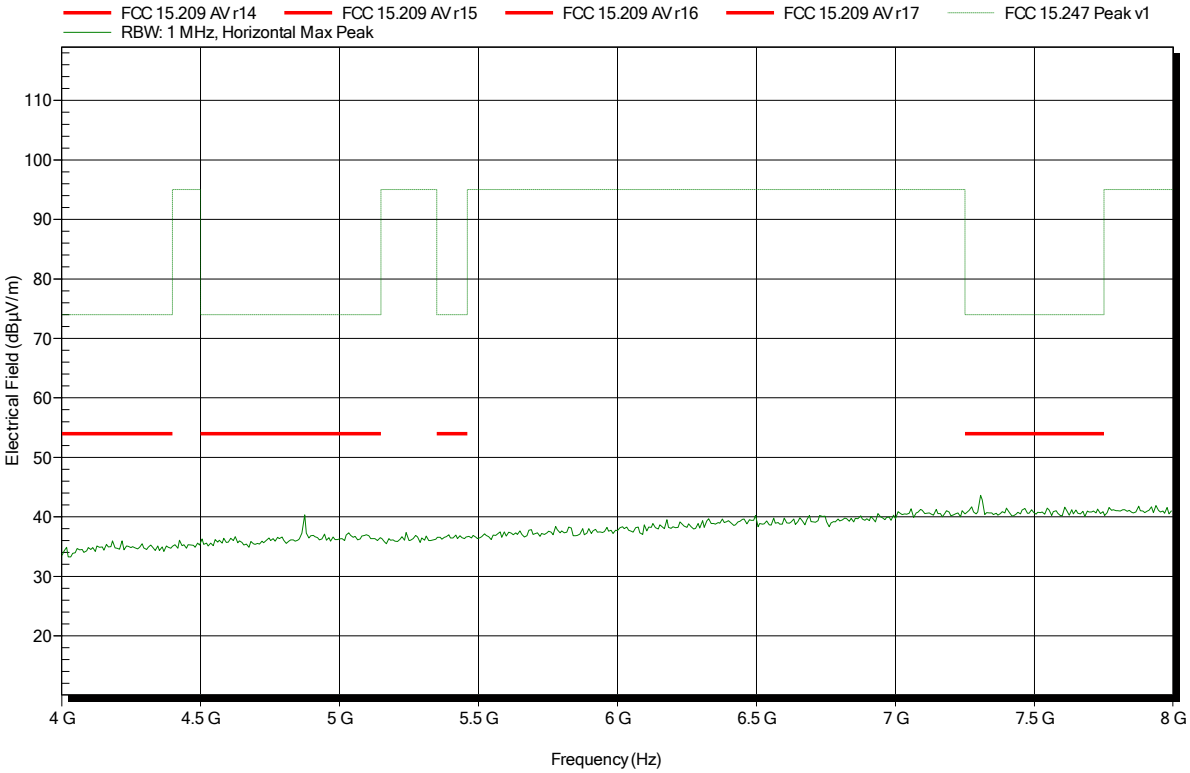

Spurious emissions according to FCC part 15 Subpart C § 15.247, IC RSS-247, I1

Project number: G0M-1603-5499

Applicant:	IAV GmbH
EUT Name:	CLAAS Wireless Interface
Model:	WIN
Test Site:	Eurofins Product Service GmbH
Operator:	Mr. Pudell
Test Conditions:	Tnom: 24°C, Vnom: 12.0 V DC
Antenna:	Rohde & Schwarz HL 025, Vertical
Measurement distance:	1 m converted to 3m
Mode:	TX; WLAN; CH 11; 2462 MHz; DSSS 1Mbps; Pmax
Test Date:	2016-05-19
Note:	EUT horizontal

Index 24

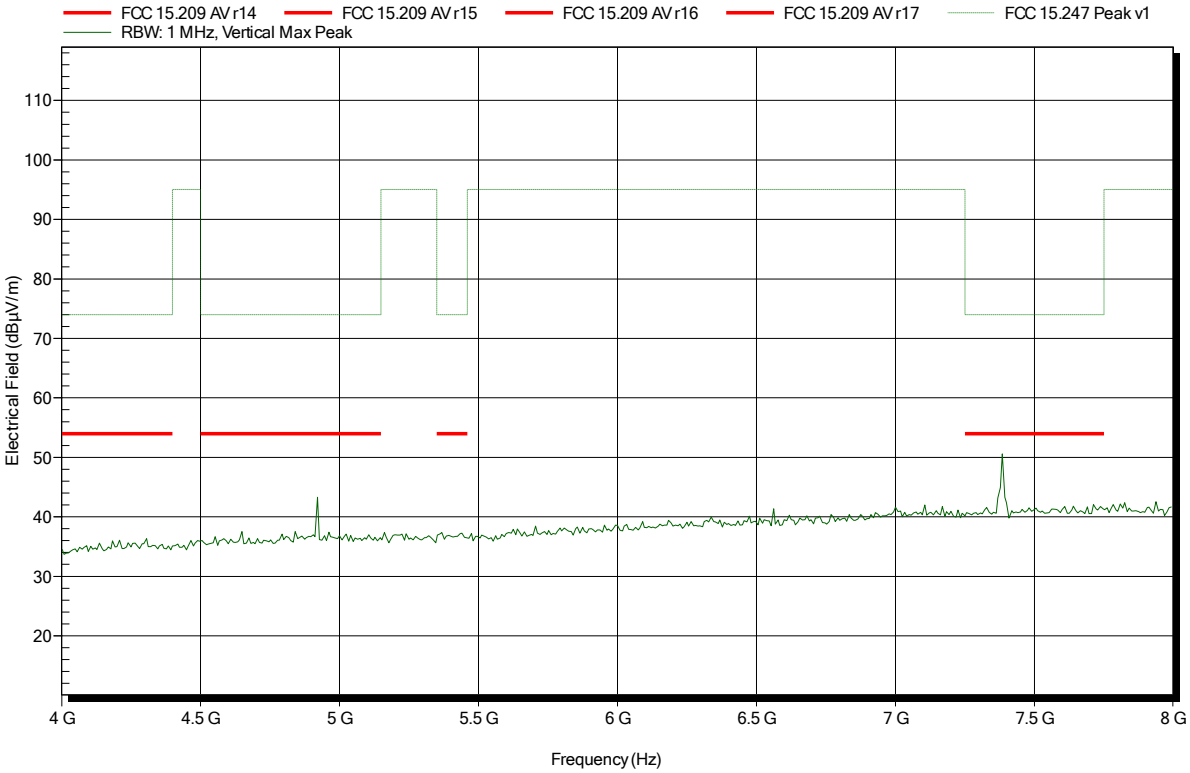

Spurious emissions according to FCC part 15 Subpart C § 15.247, IC RSS-247, I1

Project number: G0M-1603-5499

Applicant:	IAV GmbH
EUT Name:	CLAAS Wireless Interface
Model:	WIN
Test Site:	Eurofins Product Service GmbH
Operator:	Mr. Pudell
Test Conditions:	Tnom: 24°C, Vnom: 12.0 V DC
Antenna:	Rohde & Schwarz HL 025, Horizontal
Measurement distance:	1 m converted to 3m
Mode:	TX; WLAN; CH 11; 2462 MHz; DSSS 1Mbps; Pmax
Test Date:	2016-05-19
Note:	EUT horizontal

Index 29

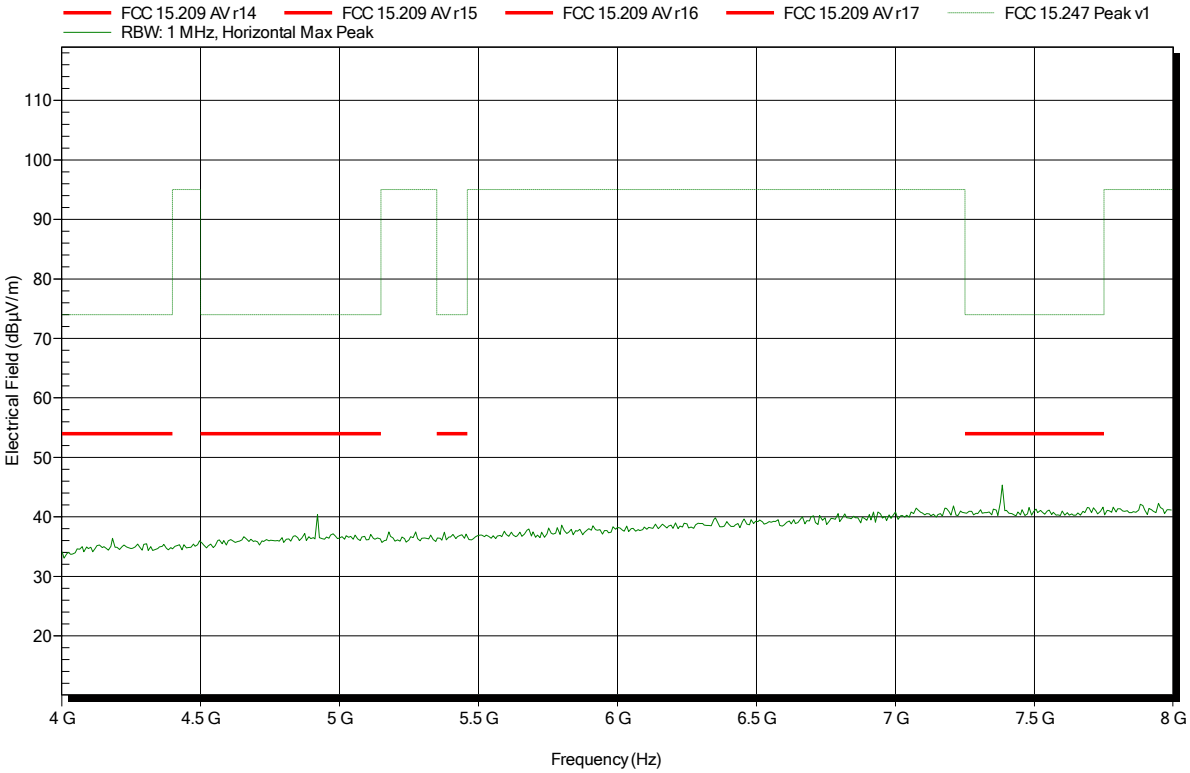

Spurious emissions according to FCC part 15 Subpart C § 15.247, IC RSS-247, I1

Project number: G0M-1603-5499

Applicant:	IAV GmbH
EUT Name:	CLAAS Wireless Interface
Model:	WIN
Test Site:	Eurofins Product Service GmbH
Operator:	Mr. Pudell
Test Conditions:	Tnom: 24°C, Vnom: 12.0 V DC
Antenna:	Rohde & Schwarz HL 025, Vertical
Measurement distance:	1 m converted to 3m
Mode:	TX; WLAN; CH 1; 2412 MHz; DSSS 1Mbps; Pmax
Test Date:	2016-05-19
Note:	EUT horizontal

Index 7

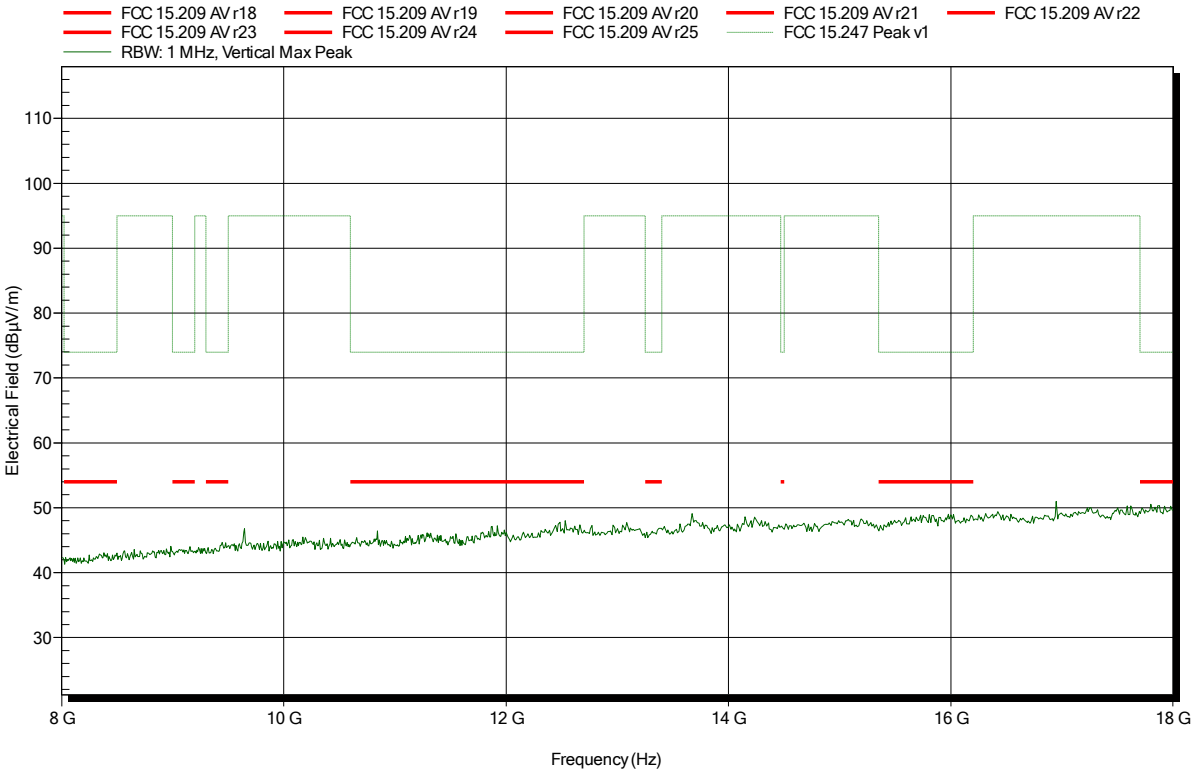

Spurious emissions according to FCC part 15 Subpart C § 15.247, IC RSS-247, I1

Project number: G0M-1603-5499

Applicant:	IAV GmbH
EUT Name:	CLAAS Wireless Interface
Model:	WIN
Test Site:	Eurofins Product Service GmbH
Operator:	Mr. Pudell
Test Conditions:	Tnom: 24°C, Vnom: 12.0 V DC
Antenna:	Rohde & Schwarz HL 025, Horizontal
Measurement distance:	1 m converted to 3m
Mode:	TX; WLAN; CH 1; 2412 MHz; DSSS 1Mbps; Pmax
Test Date:	2016-05-19
Note:	EUT horizontal

Index 10

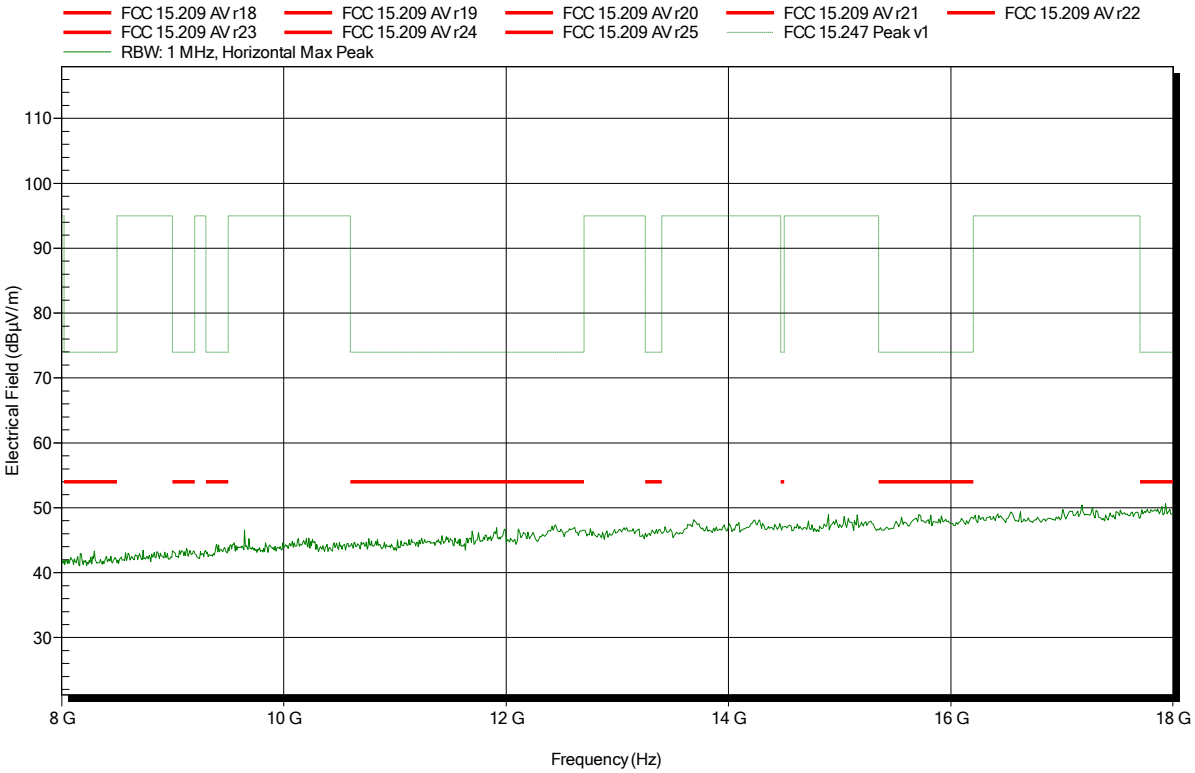

Spurious emissions according to FCC part 15 Subpart C § 15.247, IC RSS-247, I1

Project number: G0M-1603-5499

Applicant:	IAV GmbH
EUT Name:	CLAAS Wireless Interface
Model:	WIN
Test Site:	Eurofins Product Service GmbH
Operator:	Mr. Pudell
Test Conditions:	Tnom: 24°C, Vnom: 12.0 V DC
Antenna:	Rohde & Schwarz HL 025, Vertical
Measurement distance:	1 m converted to 3m
Mode:	TX; WLAN; CH 6; 2437 MHz; DSSS 1Mbps; Pmax
Test Date:	2016-05-19
Note:	EUT horizontal

Index 16

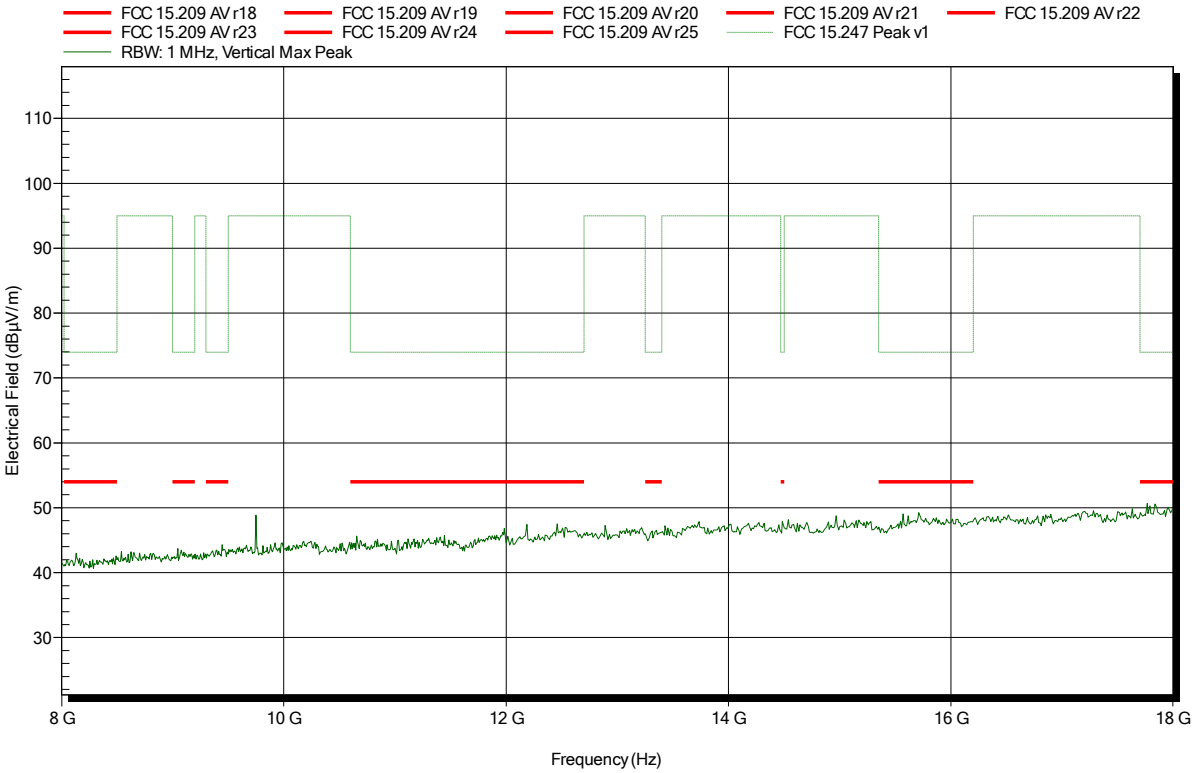

Spurious emissions according to FCC part 15 Subpart C § 15.247, IC RSS-247, I1

Project number: G0M-1603-5499

Applicant:	IAV GmbH
EUT Name:	CLAAS Wireless Interface
Model:	WIN
Test Site:	Eurofins Product Service GmbH
Operator:	Mr. Pudell
Test Conditions:	Tnom: 24°C, Vnom: 12.0 V DC
Antenna:	Rohde & Schwarz HL 025, Horizontal
Measurement distance:	1 m converted to 3m
Mode:	TX; WLAN; CH 6; 2437 MHz; DSSS 1Mbps; Pmax
Test Date:	2016-05-19
Note:	EUT horizontal

Index 13

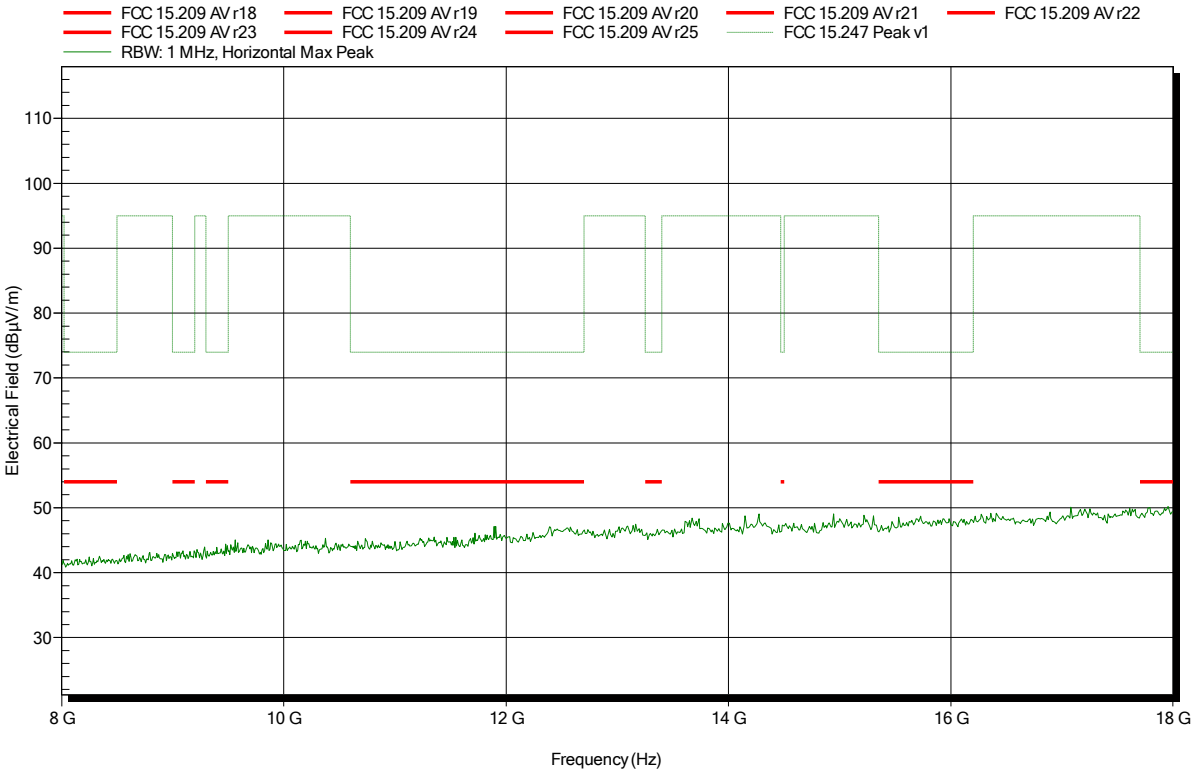

Spurious emissions according to FCC part 15 Subpart C § 15.247, IC RSS-247, I1

Project number: G0M-1603-5499

Applicant:	IAV GmbH
EUT Name:	CLAAS Wireless Interface
Model:	WIN
Test Site:	Eurofins Product Service GmbH
Operator:	Mr. Pudell
Test Conditions:	Tnom: 24°C, Vnom: 12.0 V DC
Antenna:	Rohde & Schwarz HL 025, Vertical
Measurement distance:	1 m converted to 3m
Mode:	TX; WLAN; CH 11; 2462 MHz; DSSS 1Mbps; Pmax
Test Date:	2016-05-19
Note:	EUT horizontal

Index 25

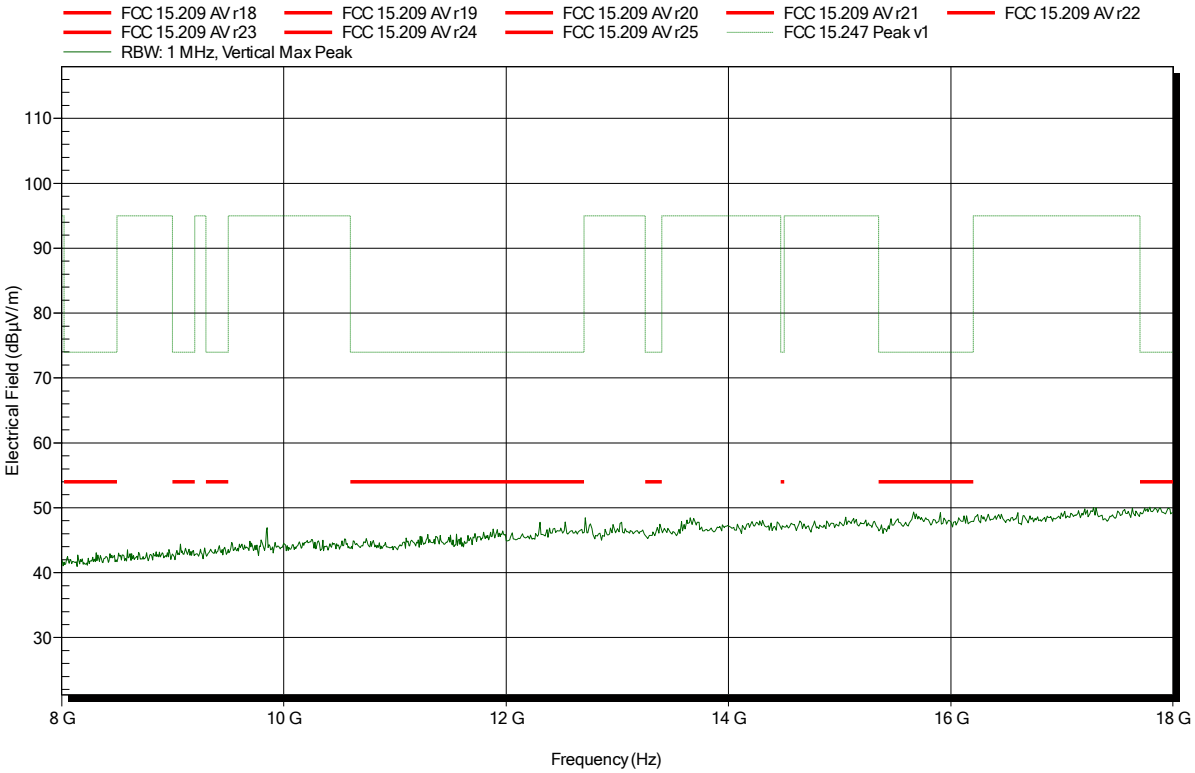

Spurious emissions according to FCC part 15 Subpart C § 15.247, IC RSS-247, I1

Project number: G0M-1603-5499

Applicant:	IAV GmbH
EUT Name:	CLAAS Wireless Interface
Model:	WIN
Test Site:	Eurofins Product Service GmbH
Operator:	Mr. Pudell
Test Conditions:	Tnom: 24°C, Vnom: 12.0 V DC
Antenna:	Rohde & Schwarz HL 025, Horizontal
Measurement distance:	1 m converted to 3m
Mode:	TX; WLAN; CH 11; 2462 MHz; DSSS 1Mbps; Pmax
Test Date:	2016-05-19
Note:	EUT horizontal

Index 28

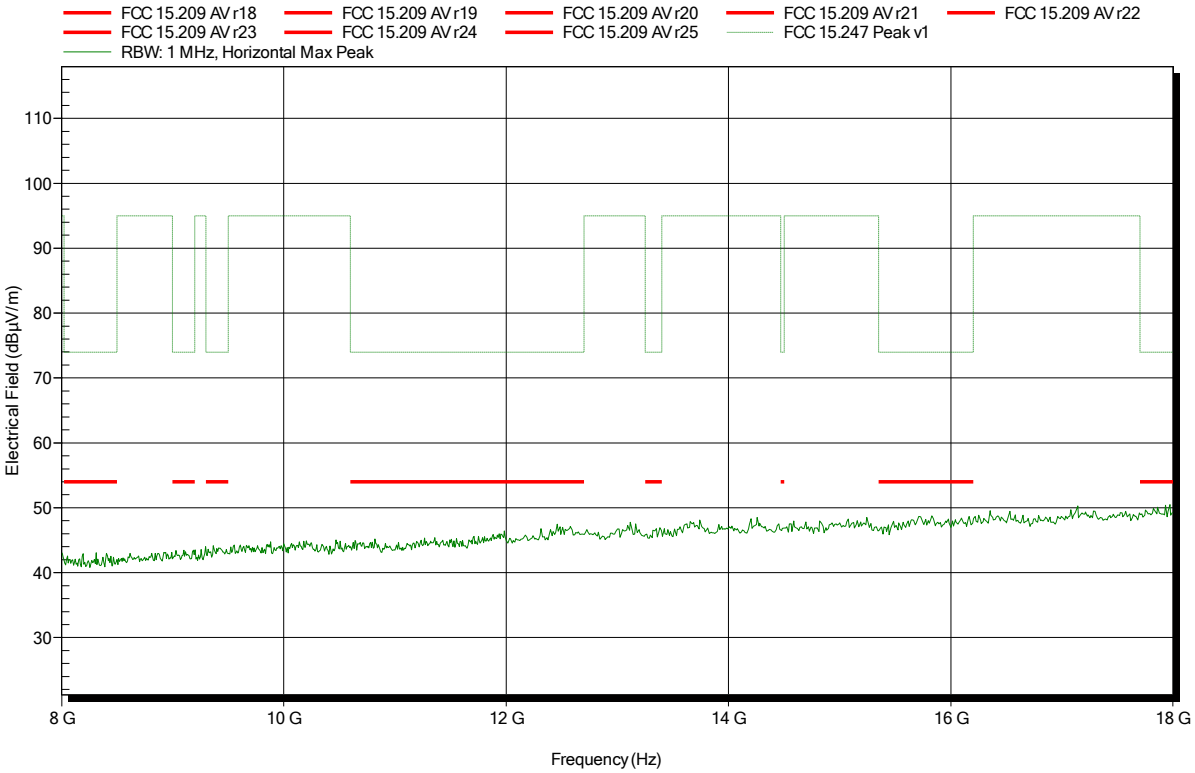

Spurious emissions according to FCC part 15 Subpart C § 15.247, IC RSS-247, I1

Project number: G0M-1603-5499

Applicant:	IAV GmbH
EUT Name:	CLAAS Wireless Interface
Model:	WIN
Test Site:	Eurofins Product Service GmbH
Operator:	Mr. Pudell
Test Conditions:	Tnom: 24°C, Vnom: 12.0 V DC
Antenna:	Rohde & Schwarz HL 025, Vertical
Measurement distance:	1 m converted to 3m
Mode:	TX; WLAN; CH 1; 2412 MHz; DSSS 1Mbps; Pmax
Test Date:	2016-05-19
Note:	EUT horizontal

Index 8

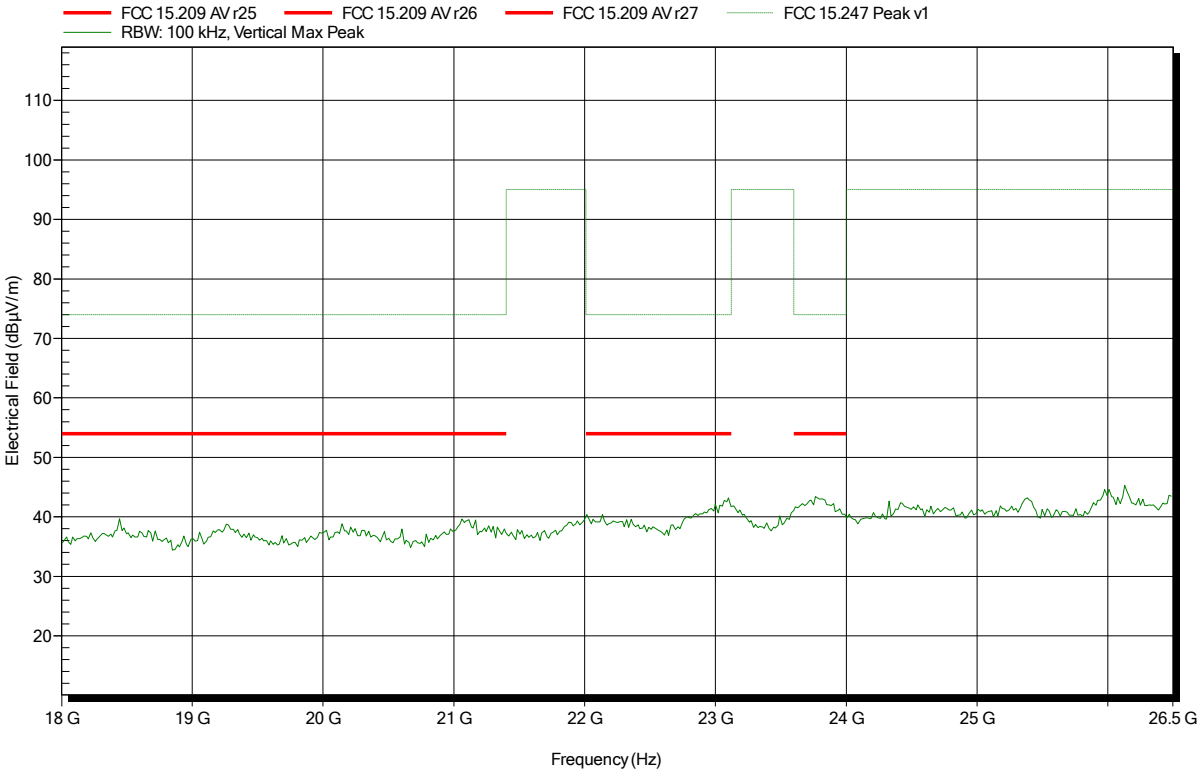

Spurious emissions according to FCC part 15 Subpart C § 15.247, IC RSS-247, I1

Project number: G0M-1603-5499

Applicant:	IAV GmbH
EUT Name:	CLAAS Wireless Interface
Model:	WIN
Test Site:	Eurofins Product Service GmbH
Operator:	Mr. Pudell
Test Conditions:	Tnom: 24°C, Vnom: 12.0 V DC
Antenna:	Rohde & Schwarz HL 025, Horizontal
Measurement distance:	1 m converted to 3m
Mode:	TX; WLAN; CH 1; 2412 MHz; DSSS 1Mbps; Pmax
Test Date:	2016-05-19
Note:	EUT horizontal

Index 9

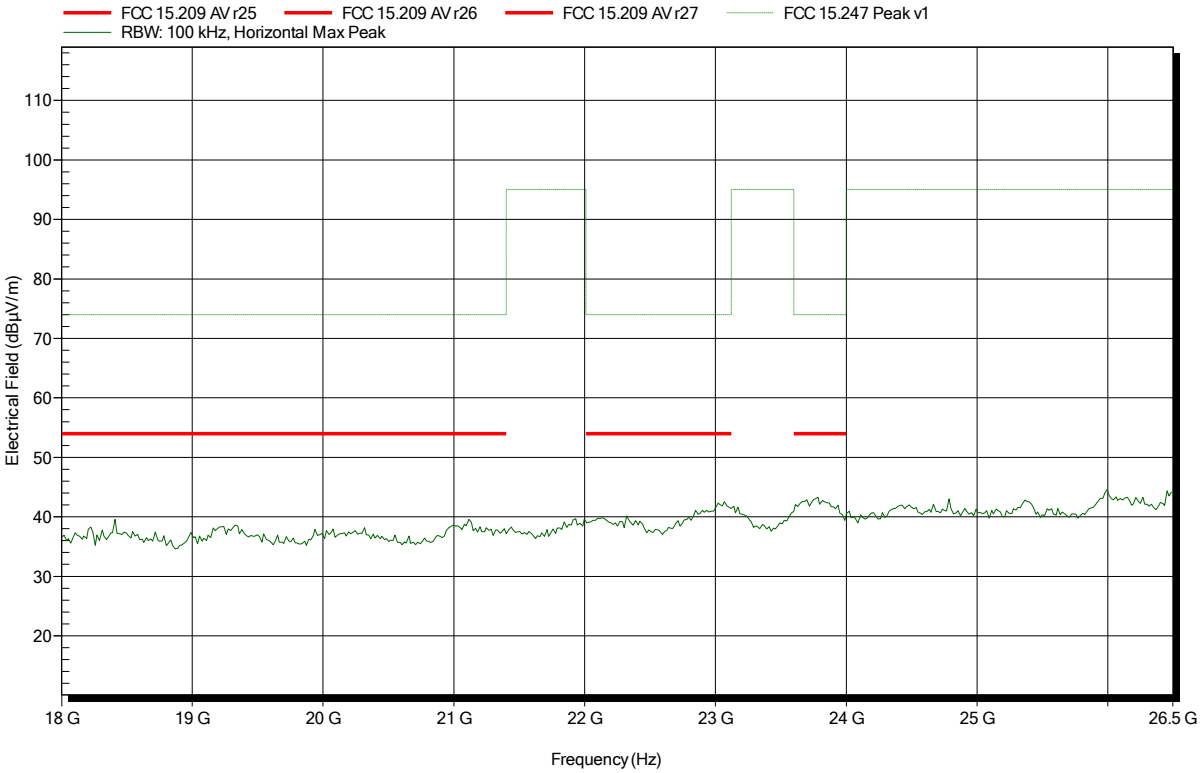

Spurious emissions according to FCC part 15 Subpart C § 15.247, IC RSS-247, I1

Project number: G0M-1603-5499

Applicant:	IAV GmbH
EUT Name:	CLAAS Wireless Interface
Model:	WIN
Test Site:	Eurofins Product Service GmbH
Operator:	Mr. Pudell
Test Conditions:	Tnom: 24°C, Vnom: 12.0 V DC
Antenna:	Rohde & Schwarz HL 025, Vertical
Measurement distance:	1 m converted to 3m
Mode:	TX; WLAN; CH 6; 2437 MHz; DSSS 1Mbps; Pmax
Test Date:	2016-05-19
Note:	EUT horizontal

Index 15

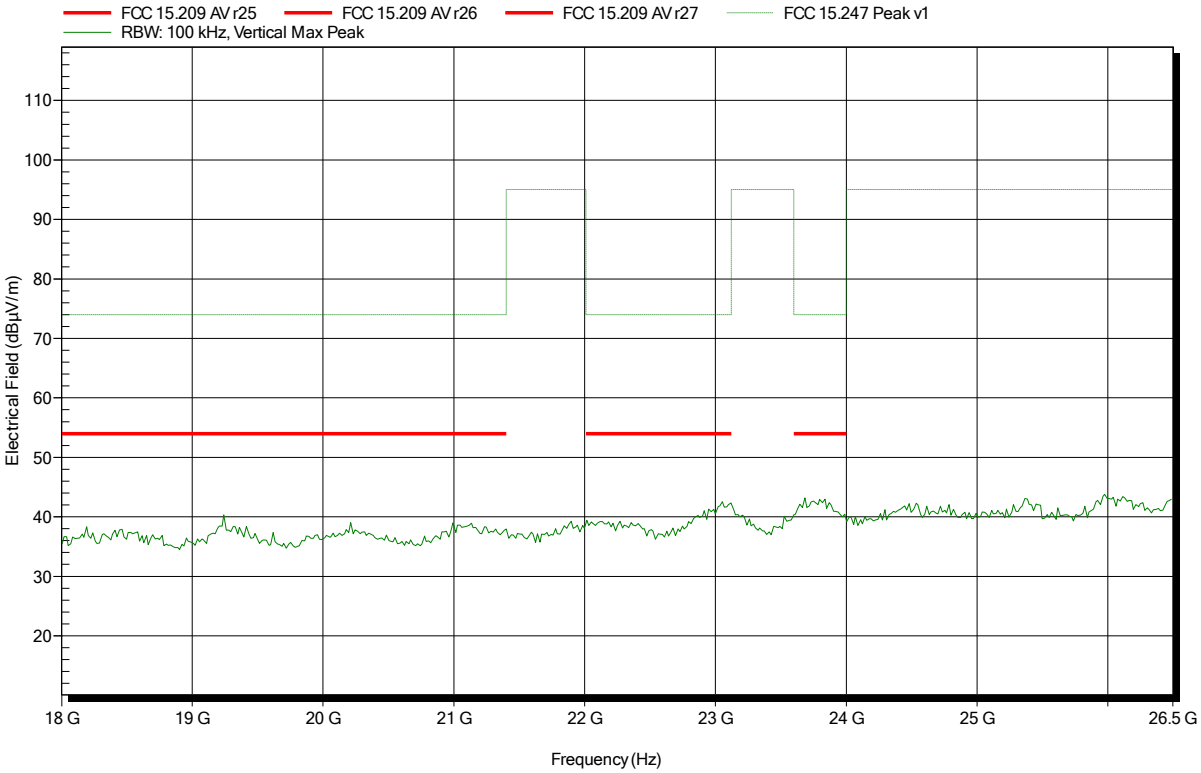

Spurious emissions according to FCC part 15 Subpart C § 15.247, IC RSS-247, I1

Project number: G0M-1603-5499

Applicant:	IAV GmbH
EUT Name:	CLAAS Wireless Interface
Model:	WIN
Test Site:	Eurofins Product Service GmbH
Operator:	Mr. Pudell
Test Conditions:	Tnom: 24°C, Vnom: 12.0 V DC
Antenna:	Rohde & Schwarz HL 025, Horizontal
Measurement distance:	1 m converted to 3m
Mode:	TX; WLAN; CH 6; 2437 MHz; DSSS 1Mbps; Pmax
Test Date:	2016-05-19
Note:	EUT horizontal

Index 14

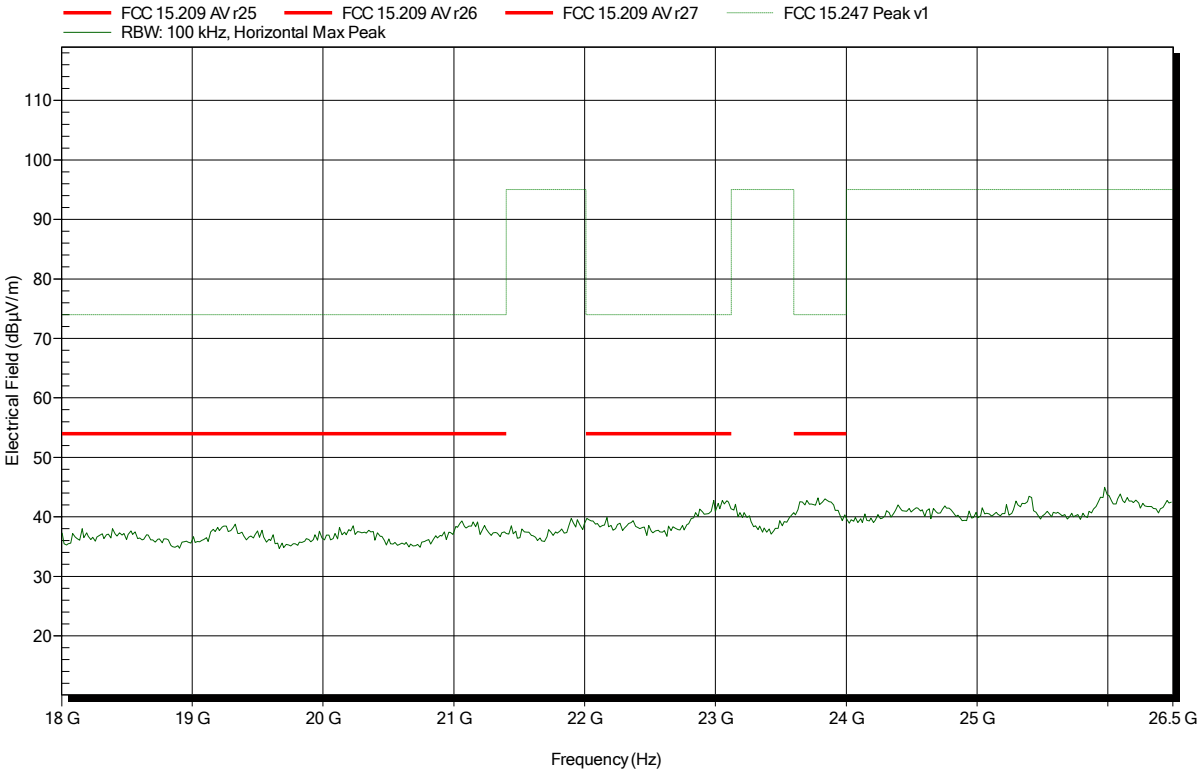

Spurious emissions according to FCC part 15 Subpart C § 15.247, IC RSS-247, I1

Project number: G0M-1603-5499

Applicant:	IAV GmbH
EUT Name:	CLAAS Wireless Interface
Model:	WIN
Test Site:	Eurofins Product Service GmbH
Operator:	Mr. Pudell
Test Conditions:	Tnom: 24°C, Vnom: 12.0 V DC
Antenna:	Rohde & Schwarz HL 025, Vertical
Measurement distance:	1 m converted to 3m
Mode:	TX; WLAN; CH 11; 2462 MHz; DSSS 1Mbps; Pmax
Test Date:	2016-05-19
Note:	EUT horizontal

Index 26

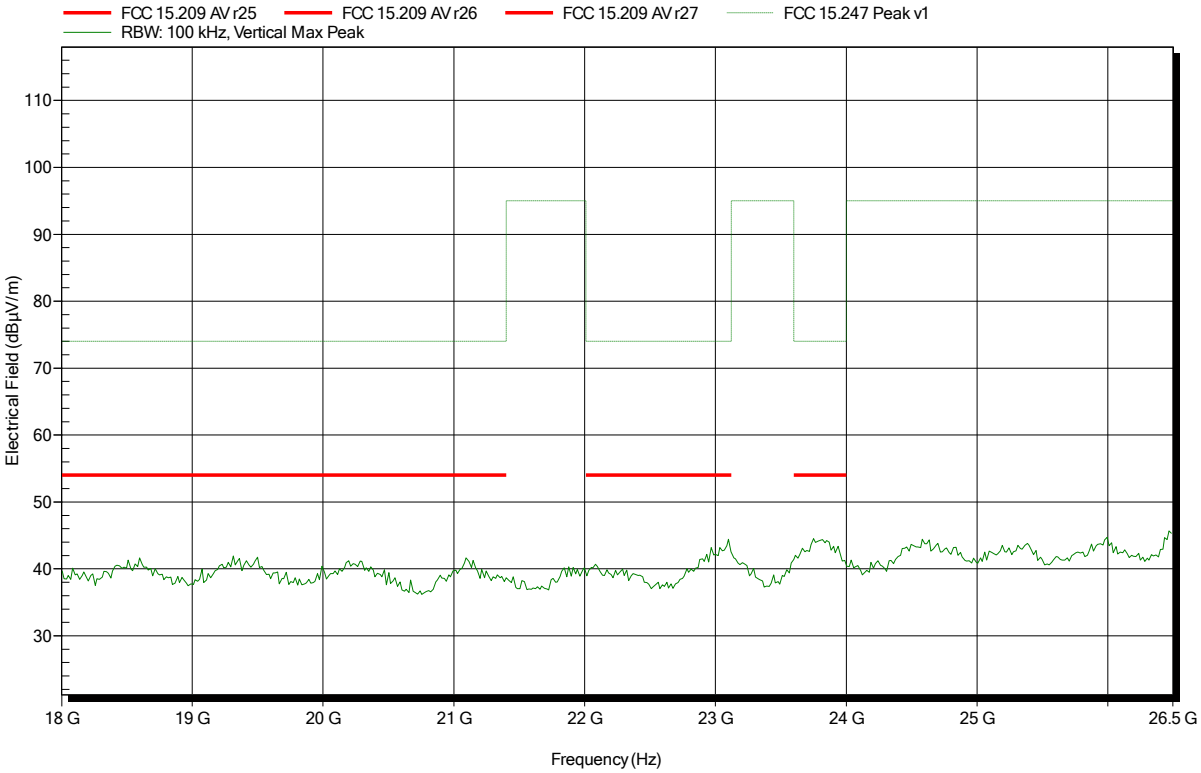

Spurious emissions according to FCC part 15 Subpart C § 15.247, IC RSS-247, I1

Project number: G0M-1603-5499

Applicant:	IAV GmbH
EUT Name:	CLAAS Wireless Interface
Model:	WIN
Test Site:	Eurofins Product Service GmbH
Operator:	Mr. Pudell
Test Conditions:	Tnom: 24°C, Vnom: 12.0 V DC
Antenna:	Rohde & Schwarz HL 025, Horizontal
Measurement distance:	1 m converted to 3m
Mode:	TX; WLAN; CH 11; 2462 MHz; DSSS 1Mbps; Pmax
Test Date:	2016-05-19
Note:	EUT horizontal

Index 27

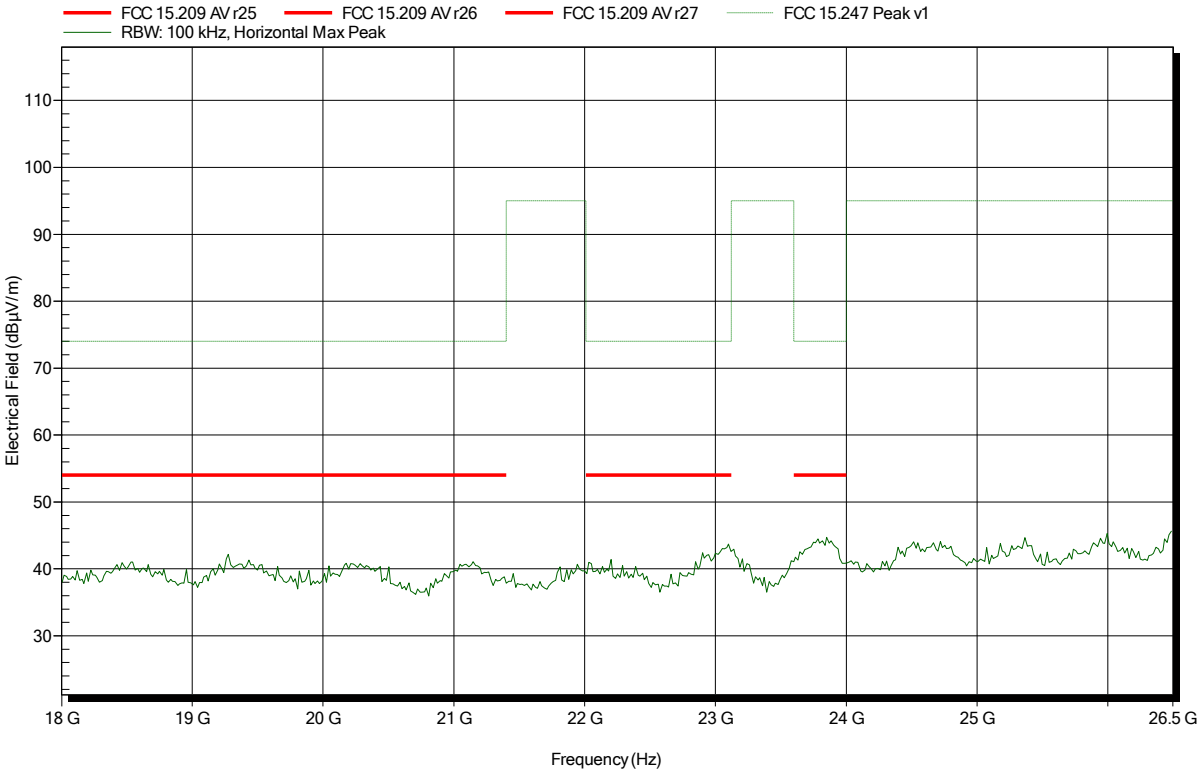

Spurious emissions according to FCC part 15 Subpart C § 15.247, IC RSS-247, I1

Project number: G0M-1603-5499

Applicant:	IAV GmbH
EUT Name:	CLAAS Wireless Interface
Model:	WIN
Test Site:	Eurofins Product Service GmbH
Operator:	Mr. Pudell
Test Conditions:	Tnom: 24°C, Vnom: 12.0 V DC
Antenna:	Rohde & Schwarz HK 116, Vertical
Measurement distance:	3 m
Mode:	TX; WLAN; CH 1; 2412 MHz; OFDM 6Mbps; Pmax
Test Date:	2016-05-19
Note:	EUT horizontal

Index 40

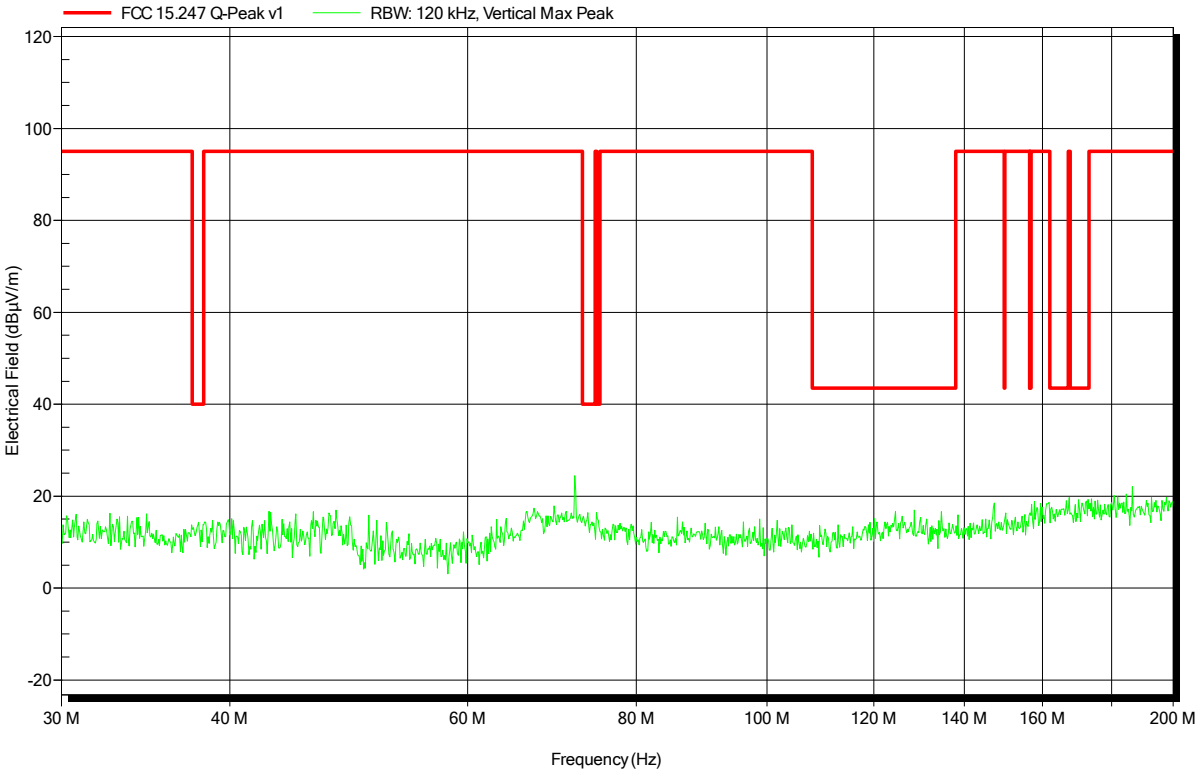

Spurious emissions according to FCC part 15 Subpart C § 15.247, IC RSS-247, I1

Project number: G0M-1603-5499

Applicant:	IAV GmbH
EUT Name:	CLAAS Wireless Interface
Model:	WIN
Test Site:	Eurofins Product Service GmbH
Operator:	Mr. Pudell
Test Conditions:	Tnom: 24°C, Vnom: 12.0 V DC
Antenna:	Rohde & Schwarz HK 116, Horizontal
Measurement distance:	3 m
Mode:	TX; WLAN; CH 1; 2412 MHz; OFDM 6Mbps; Pmax
Test Date:	2016-05-19
Note:	EUT horizontal

Index 41

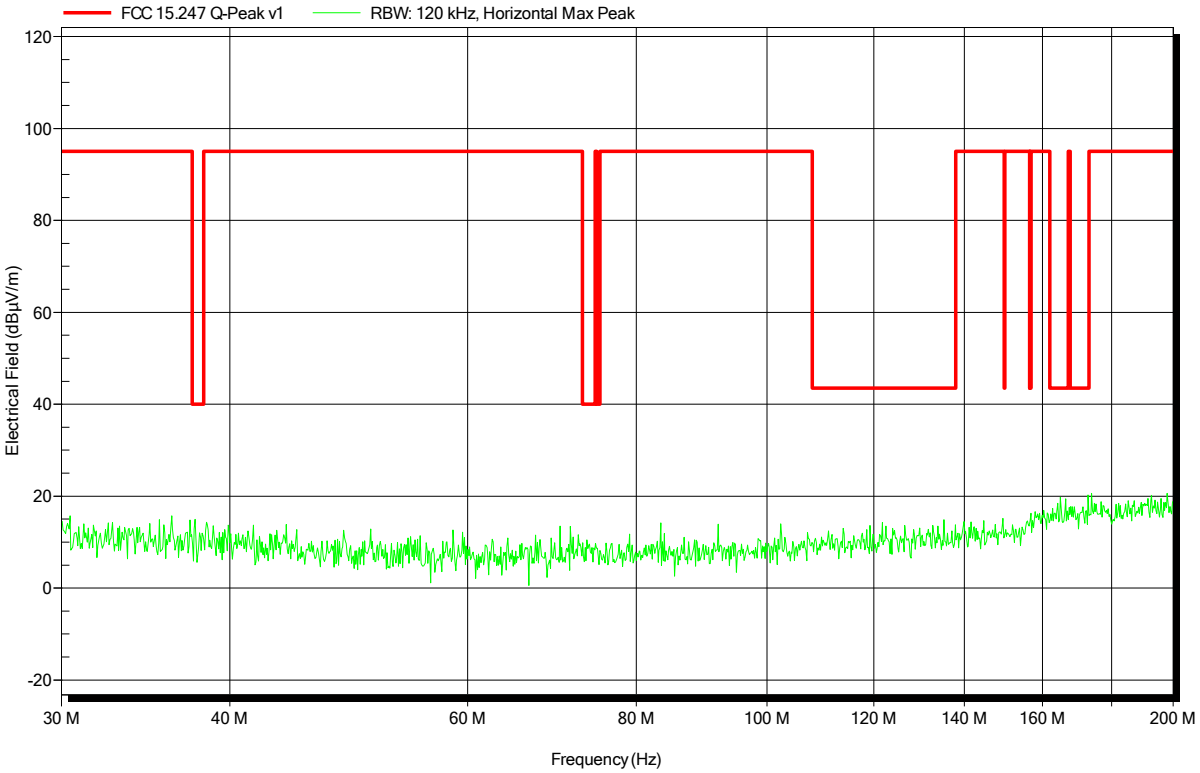

Spurious emissions according to FCC part 15 Subpart C § 15.247, IC RSS-247, I1

Project number: G0M-1603-5499

Applicant:	IAV GmbH
EUT Name:	CLAAS Wireless Interface
Model:	WIN
Test Site:	Eurofins Product Service GmbH
Operator:	Mr. Pudell
Test Conditions:	Tnom: 24°C, Vnom: 12.0 V DC
Antenna:	Rohde & Schwarz HK 116, Vertical
Measurement distance:	3 m
Mode:	TX; WLAN; CH 6; 2437 MHz; OFDM 6Mbps; Pmax
Test Date:	2016-05-19
Note:	EUT horizontal

Index 39

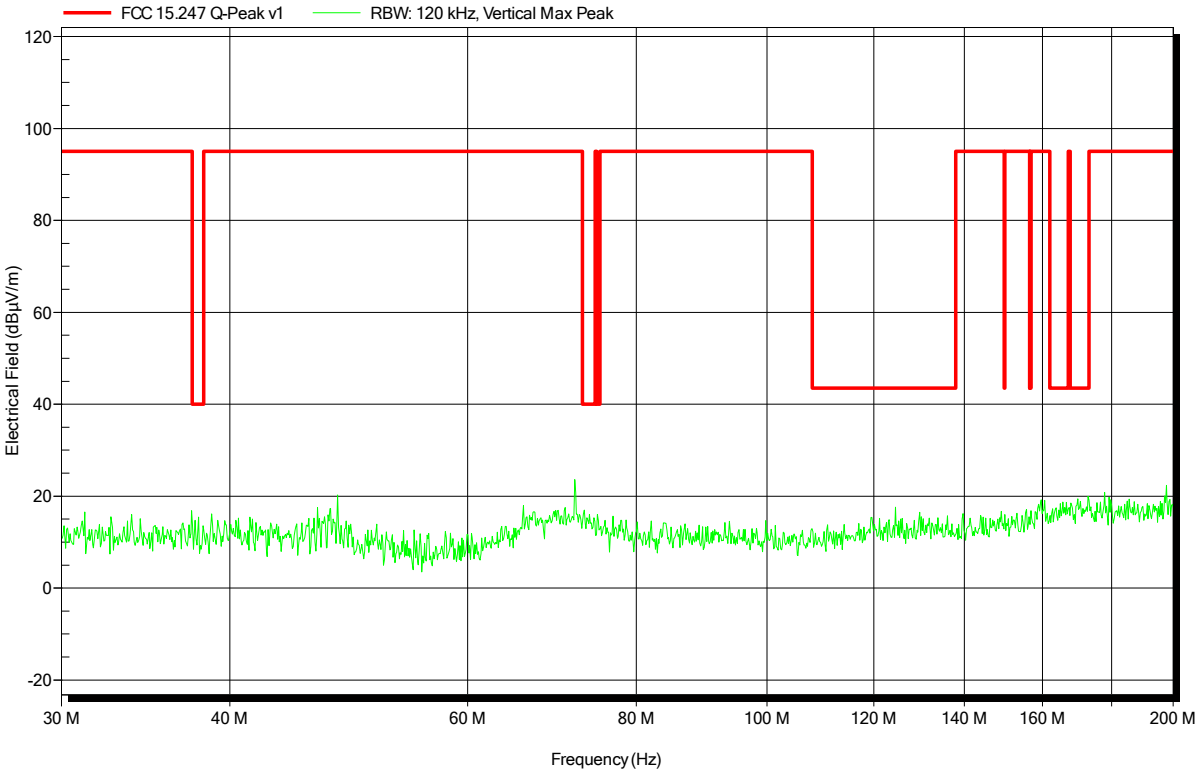

Spurious emissions according to FCC part 15 Subpart C § 15.247, IC RSS-247, I1

Project number: G0M-1603-5499

Applicant:	IAV GmbH
EUT Name:	CLAAS Wireless Interface
Model:	WIN
Test Site:	Eurofins Product Service GmbH
Operator:	Mr. Pudell
Test Conditions:	Tnom: 24°C, Vnom: 12.0 V DC
Antenna:	Rohde & Schwarz HK 116, Horizontal
Measurement distance:	3 m
Mode:	TX; WLAN; CH 6; 2437 MHz; OFDM 6Mbps; Pmax
Test Date:	2016-05-19
Note:	EUT horizontal

Index 38

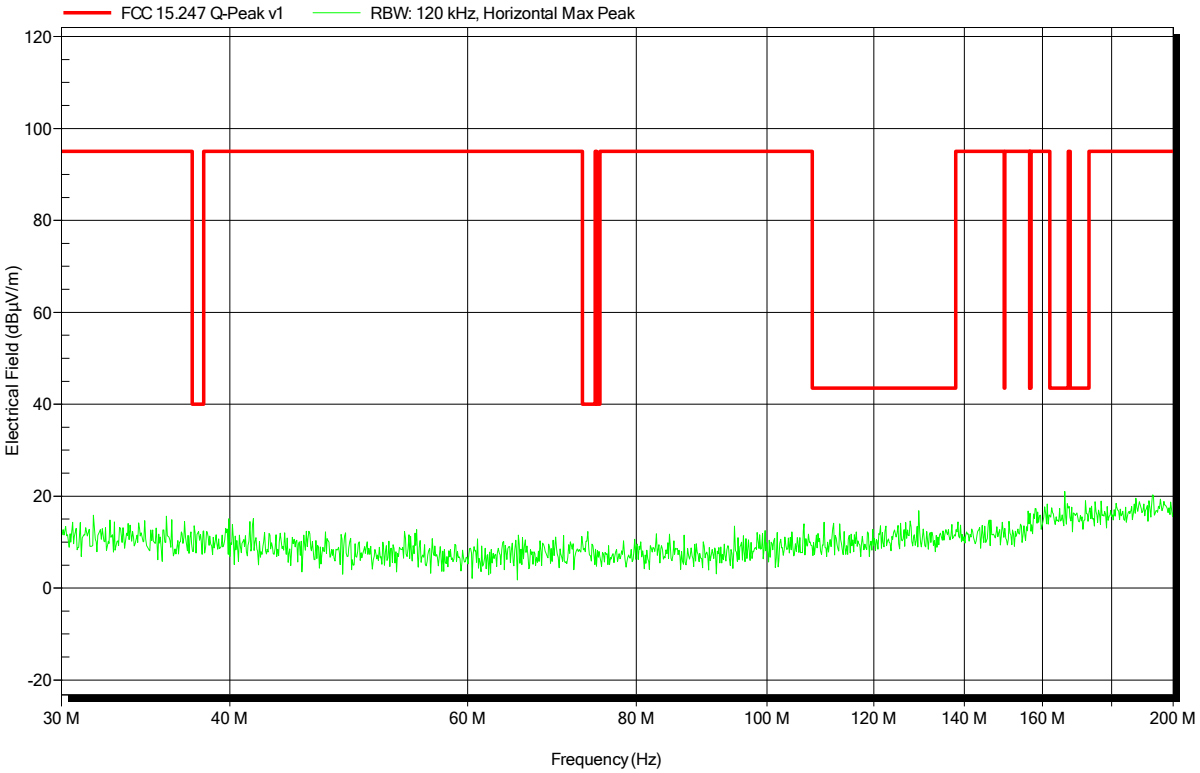

Spurious emissions according to FCC part 15 Subpart C § 15.247, IC RSS-247, I1

Project number: G0M-1603-5499

Applicant:	IAV GmbH
EUT Name:	CLAAS Wireless Interface
Model:	WIN
Test Site:	Eurofins Product Service GmbH
Operator:	Mr. Pudell
Test Conditions:	Tnom: 24°C, Vnom: 12.0 V DC
Antenna:	Rohde & Schwarz HK 116, Vertical
Measurement distance:	3 m
Mode:	TX; WLAN; CH 11; 2462 MHz; OFDM 6Mbps; Pmax
Test Date:	2016-05-19
Note:	EUT horizontal

Index 36

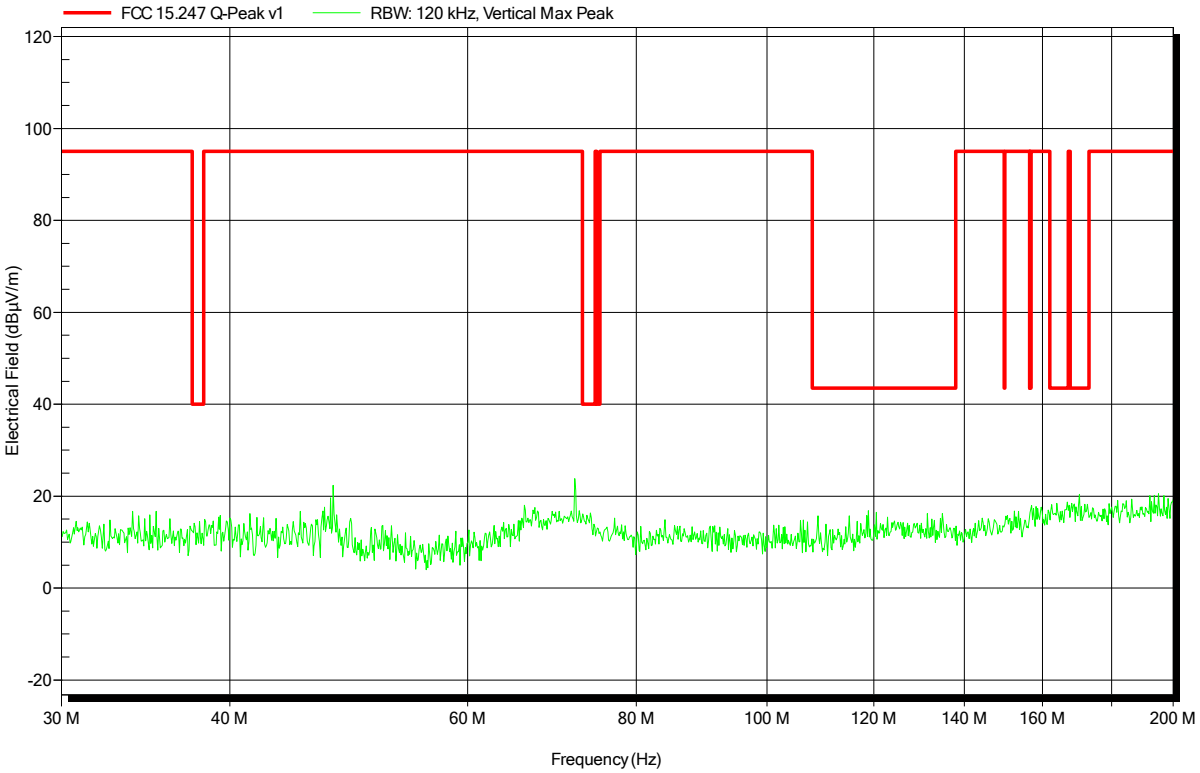

Spurious emissions according to FCC part 15 Subpart C § 15.247, IC RSS-247, I1

Project number: G0M-1603-5499

Applicant:	IAV GmbH
EUT Name:	CLAAS Wireless Interface
Model:	WIN
Test Site:	Eurofins Product Service GmbH
Operator:	Mr. Pudell
Test Conditions:	Tnom: 24°C, Vnom: 12.0 V DC
Antenna:	Rohde & Schwarz HK 116, Horizontal
Measurement distance:	3 m
Mode:	TX; WLAN; CH 11; 2462 MHz; OFDM 6Mbps; Pmax
Test Date:	2016-05-19
Note:	EUT horizontal

Index 37

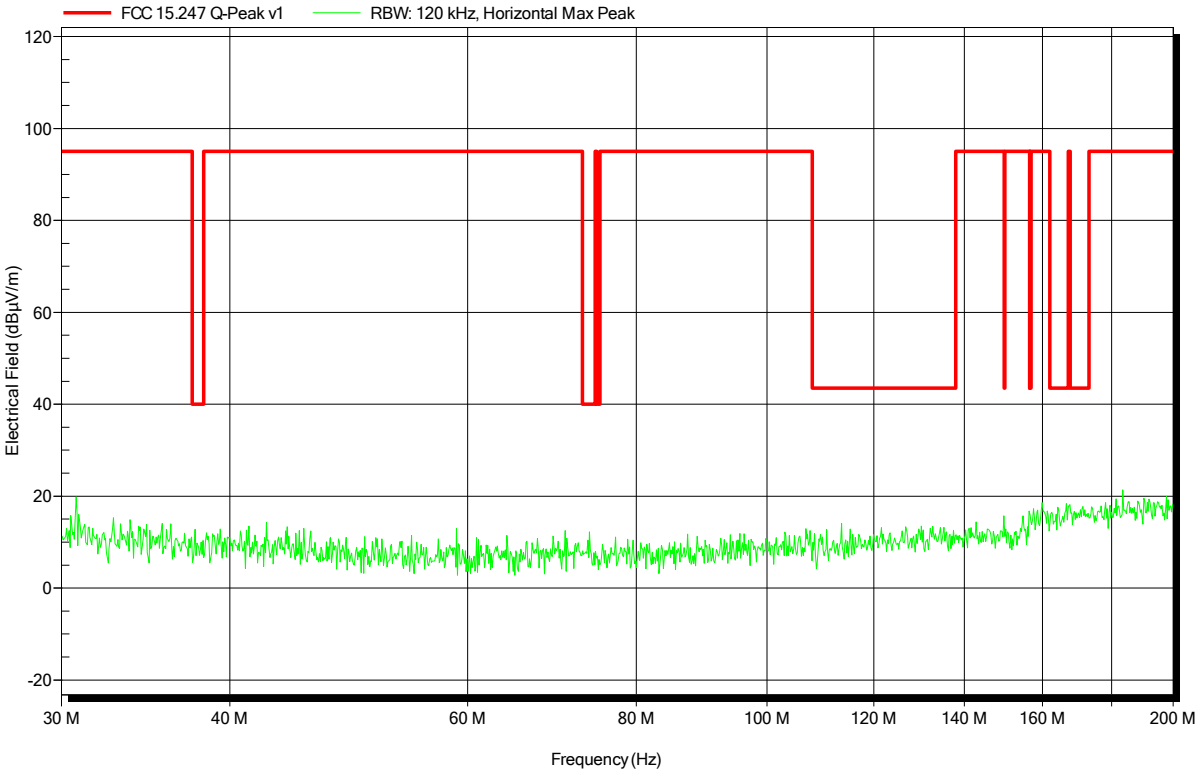

Spurious emissions according to FCC part 15 Subpart C § 15.247, IC RSS-247, I1

Project number: G0M-1603-5499

Applicant:	IAV GmbH
EUT Name:	CLAAS Wireless Interface
Model:	WIN
Test Site:	Eurofins Product Service GmbH
Operator:	Mr. Pudell
Test Conditions:	Tnom: 24°C, Vnom: 12.0 V DC
Antenna:	Rohde & Schwarz HL 223, Vertical
Measurement distance:	3 m
Mode:	TX; WLAN; CH 1; 2412 MHz; OFDM 6Mbps; Pmax
Test Date:	2016-05-19
Note:	EUT horizontal

Index 53

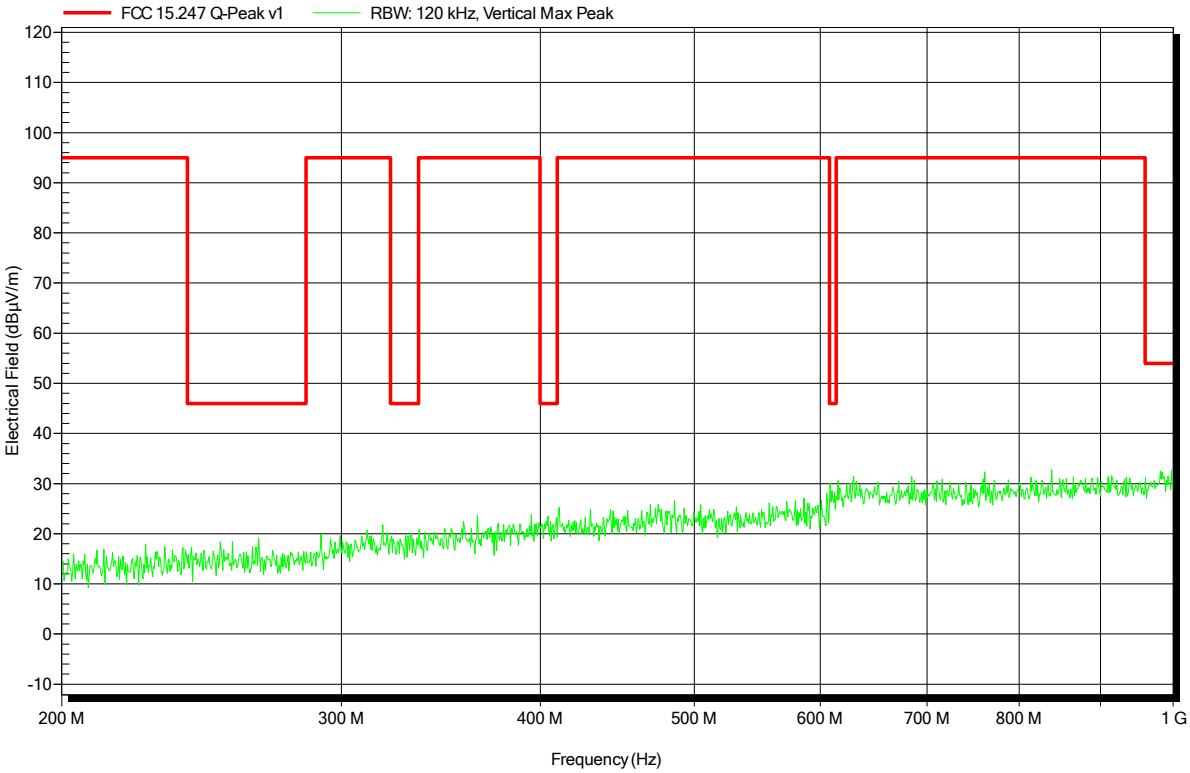

Spurious emissions according to FCC part 15 Subpart C § 15.247, IC RSS-247, I1

Project number: G0M-1603-5499

Applicant:	IAV GmbH
EUT Name:	CLAAS Wireless Interface
Model:	WIN
Test Site:	Eurofins Product Service GmbH
Operator:	Mr. Pudell
Test Conditions:	Tnom: 24°C, Vnom: 12.0 V DC
Antenna:	Rohde & Schwarz HL 223, Horizontal
Measurement distance:	3 m
Mode:	TX; WLAN; CH 1; 2412 MHz; OFDM 6Mbps; Pmax
Test Date:	2016-05-19
Note:	EUT horizontal

Index 52

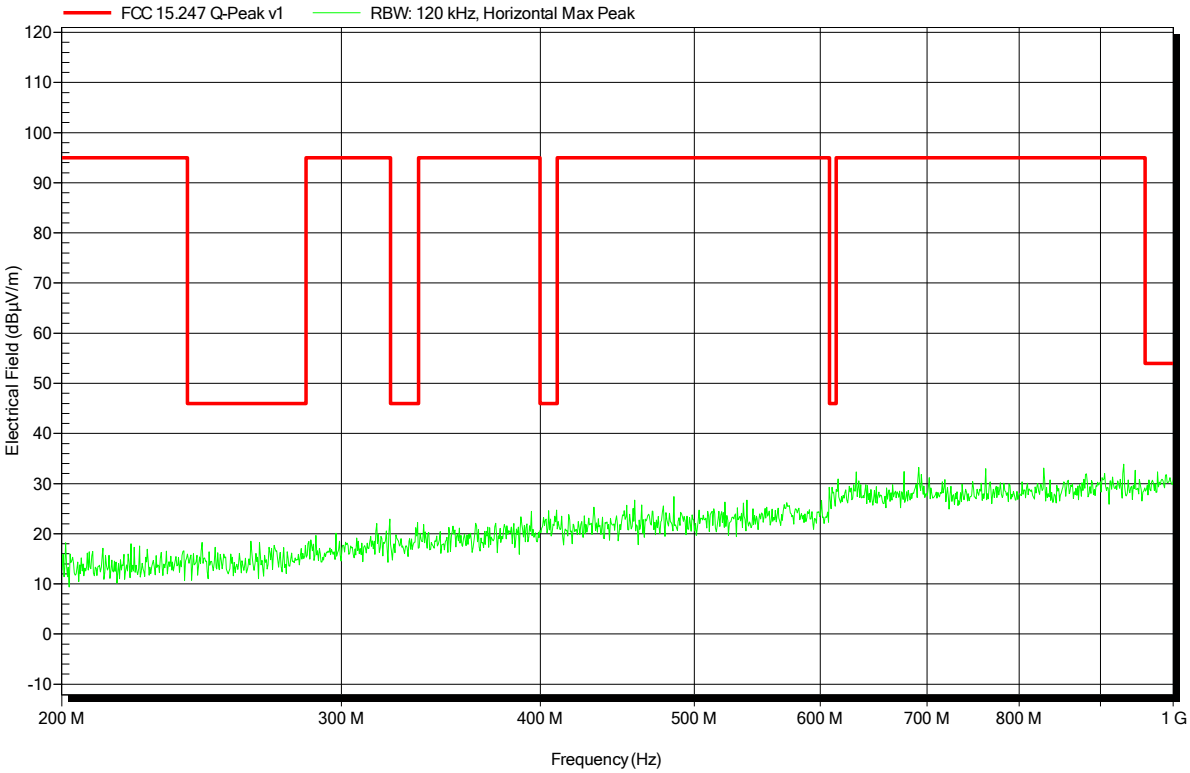

Spurious emissions according to FCC part 15 Subpart C § 15.247, IC RSS-247, I1

Project number: G0M-1603-5499

Applicant:	IAV GmbH
EUT Name:	CLAAS Wireless Interface
Model:	WIN
Test Site:	Eurofins Product Service GmbH
Operator:	Mr. Pudell
Test Conditions:	Tnom: 24°C, Vnom: 12.0 V DC
Antenna:	Rohde & Schwarz HL 223, Horizontal
Measurement distance:	3 m
Mode:	TX; WLAN; CH 11; 2462 MHz; OFDM 6Mbps; Pmax
Test Date:	2016-05-19
Note:	EUT horizontal

Index 48

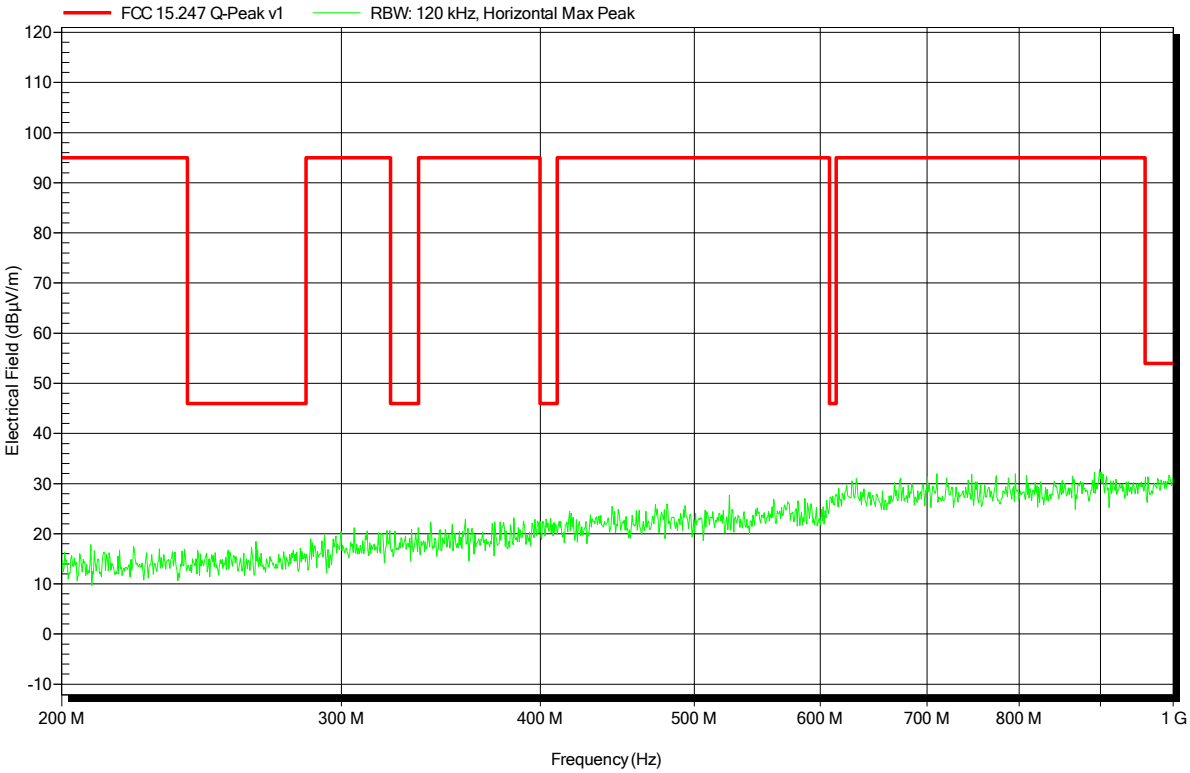

Spurious emissions according to FCC part 15 Subpart C § 15.247, IC RSS-247, I1

Project number: G0M-1603-5499

Applicant:	IAV GmbH
EUT Name:	CLAAS Wireless Interface
Model:	WIN
Test Site:	Eurofins Product Service GmbH
Operator:	Mr. Pudell
Test Conditions:	Tnom: 24°C, Vnom: 12.0 V DC
Antenna:	Rohde & Schwarz HL 223, Vertical
Measurement distance:	3 m
Mode:	TX; WLAN; CH 6; 2437 MHz; OFDM 6Mbps; Pmax
Test Date:	2016-05-19
Note:	EUT horizontal

Index 50

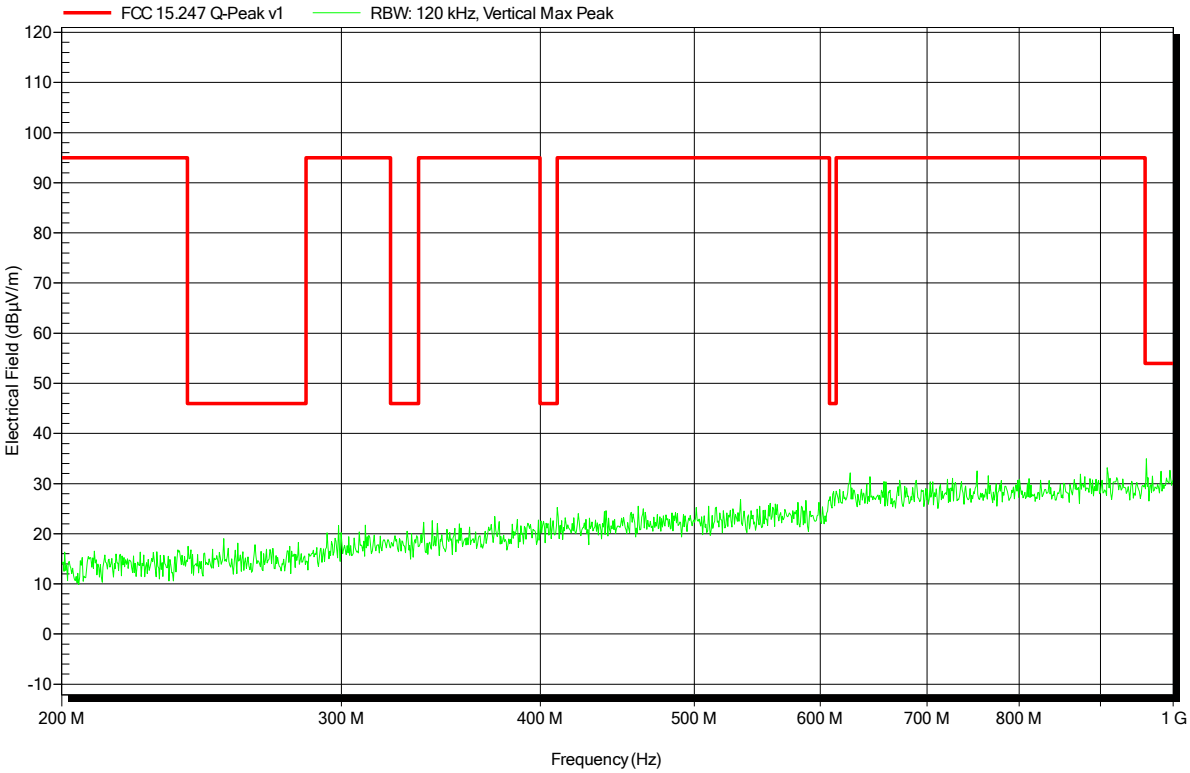

Spurious emissions according to FCC part 15 Subpart C § 15.247, IC RSS-247, I1

Project number: G0M-1603-5499

Applicant:	IAV GmbH
EUT Name:	CLAAS Wireless Interface
Model:	WIN
Test Site:	Eurofins Product Service GmbH
Operator:	Mr. Pudell
Test Conditions:	Tnom: 24°C, Vnom: 12.0 V DC
Antenna:	Rohde & Schwarz HL 223, Horizontal
Measurement distance:	3 m
Mode:	TX; WLAN; CH 6; 2437 MHz; OFDM 6Mbps; Pmax
Test Date:	2016-05-19
Note:	EUT horizontal

Index 51

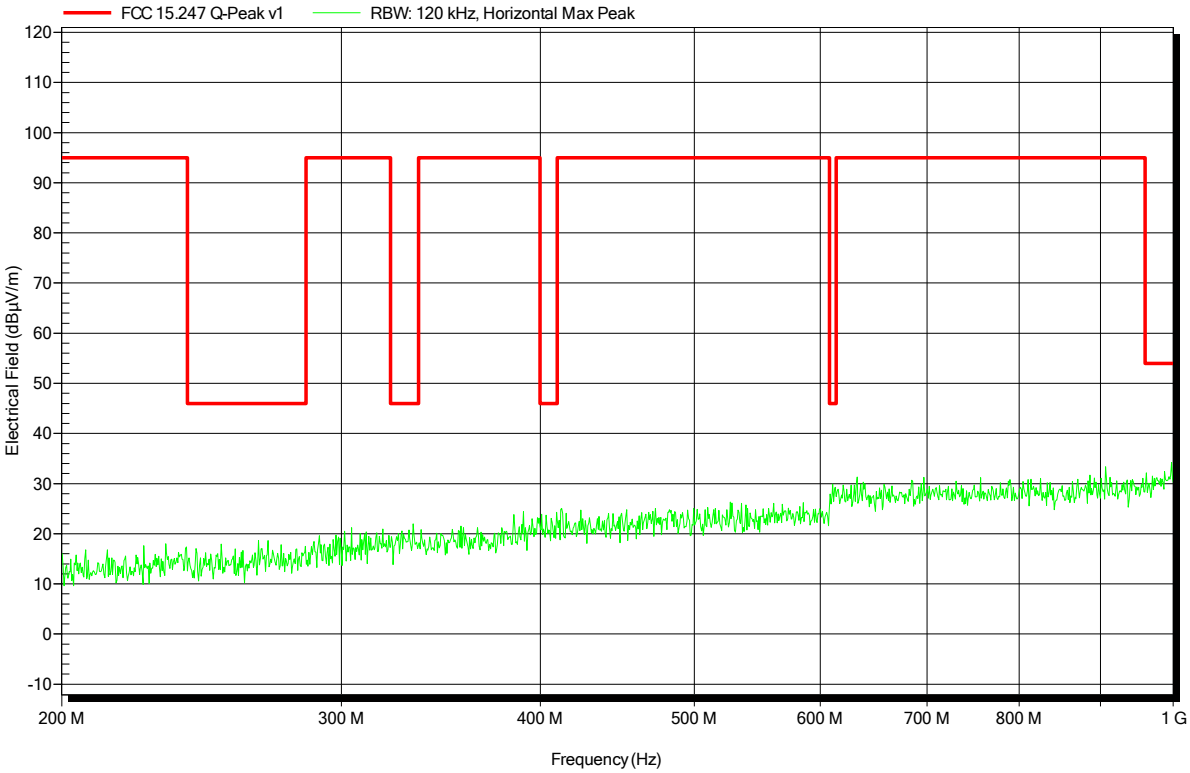

Spurious emissions according to FCC part 15 Subpart C § 15.247, IC RSS-247, I1

Project number: G0M-1603-5499

Applicant:	IAV GmbH
EUT Name:	CLAAS Wireless Interface
Model:	WIN
Test Site:	Eurofins Product Service GmbH
Operator:	Mr. Pudell
Test Conditions:	Tnom: 24°C, Vnom: 12.0 V DC
Antenna:	Rohde & Schwarz HL 223, Vertical
Measurement distance:	3 m
Mode:	TX; WLAN; CH 11; 2462 MHz; OFDM 6Mbps; Pmax
Test Date:	2016-05-19
Note:	EUT horizontal

Index 49

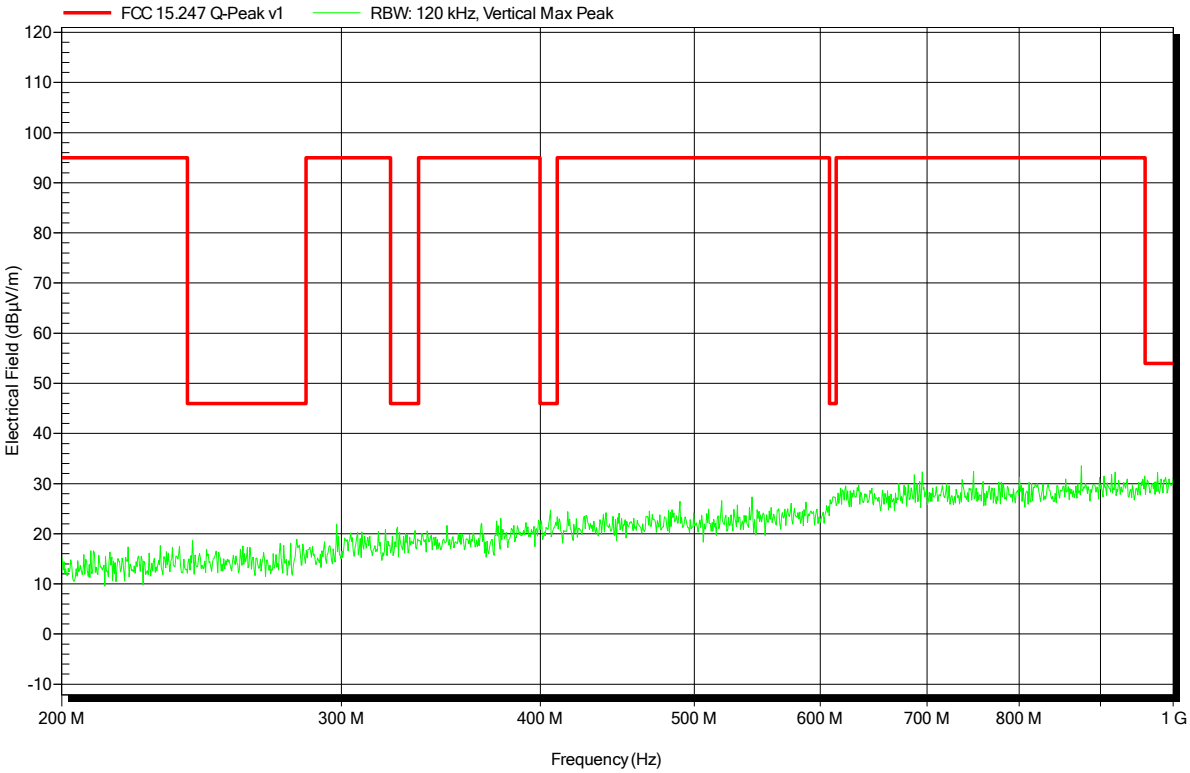

Spurious emissions according to FCC part 15 Subpart C § 15.247, IC RSS-247, I1

Project number: G0M-1603-5499

Applicant:	IAV GmbH
EUT Name:	CLAAS Wireless Interface
Model:	WIN
Test Site:	Eurofins Product Service GmbH
Operator:	Mr. Pudell
Test Conditions:	Tnom: 24°C, Vnom: 12.0 V DC
Antenna:	Rohde & Schwarz HL 025, Vertical
Measurement distance:	3 m
Mode:	TX; WLAN; CH 1; 2412 MHz; OFDM 6Mbps; Pmax
Test Date:	2016-05-19
Note:	EUT horizontal

Index 54

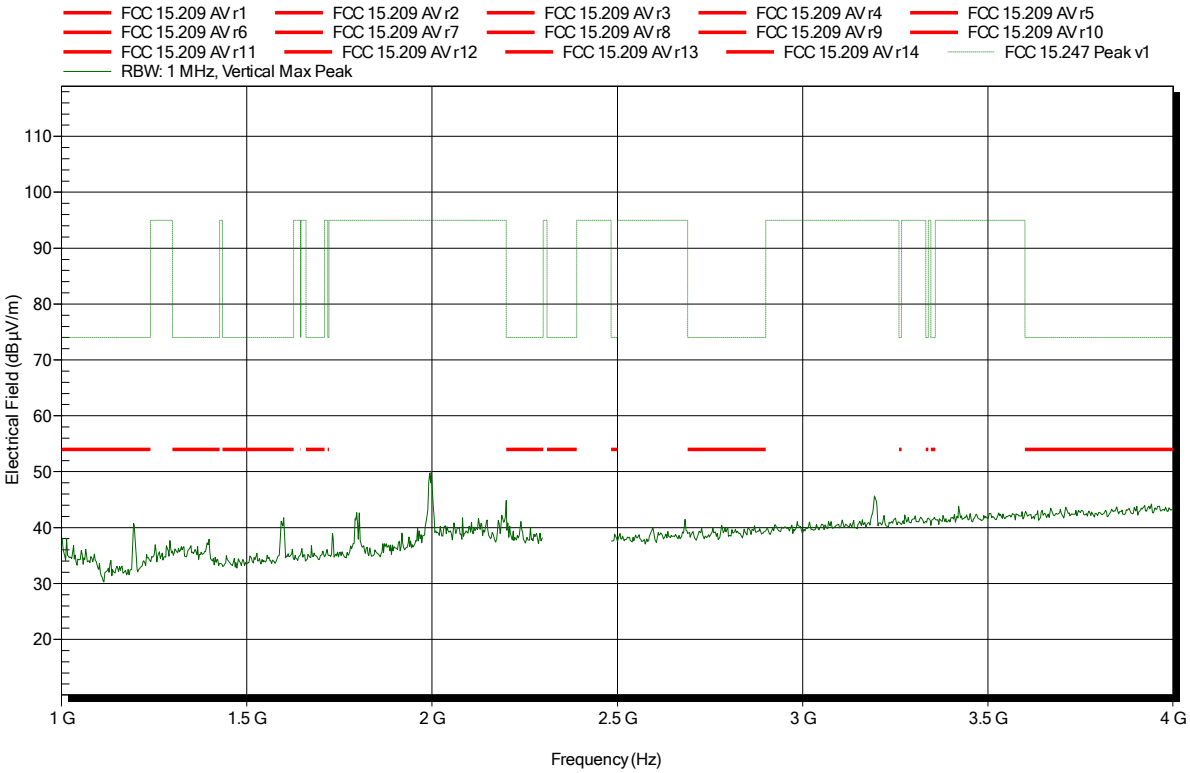

Spurious emissions according to FCC part 15 Subpart C § 15.247, IC RSS-247, I1

Project number: G0M-1603-5499

Applicant:	IAV GmbH
EUT Name:	CLAAS Wireless Interface
Model:	WIN
Test Site:	Eurofins Product Service GmbH
Operator:	Mr. Pudell
Test Conditions:	Tnom: 24°C, Vnom: 12.0 V DC
Antenna:	Rohde & Schwarz HL 025, Horizontal
Measurement distance:	3 m
Mode:	TX; WLAN; CH 1; 2412 MHz; OFDM 6Mbps; Pmax
Test Date:	2016-05-19
Note:	EUT horizontal

Index 56

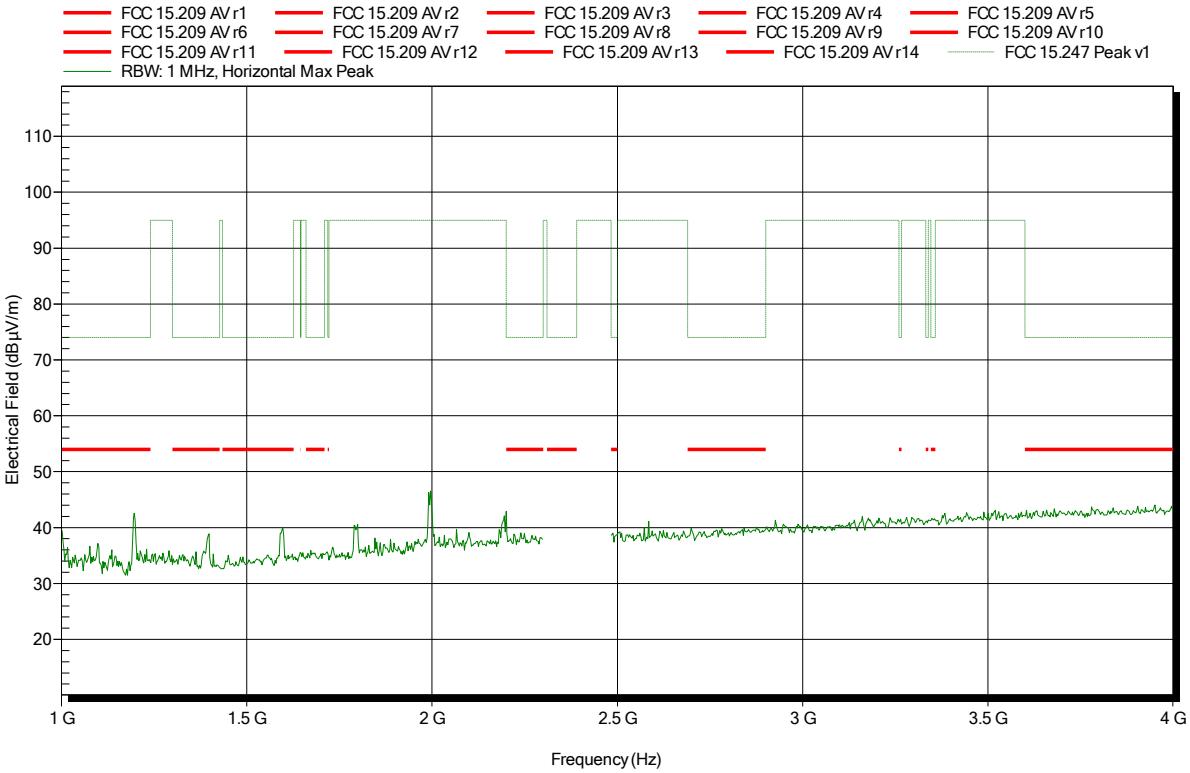

Spurious emissions according to FCC part 15 Subpart C § 15.247, IC RSS-247, I1

Project number: G0M-1603-5499

Applicant:	IAV GmbH
EUT Name:	CLAAS Wireless Interface
Model:	WIN
Test Site:	Eurofins Product Service GmbH
Operator:	Mr. Pudell
Test Conditions:	Tnom: 24°C, Vnom: 12.0 V DC
Antenna:	Rohde & Schwarz HL 025, Vertical
Measurement distance:	3 m
Mode:	TX; WLAN; CH 1; 2412 MHz; OFDM 6Mbps; Pmax
Test Date:	2016-05-19
Note:	EUT horizontal; lower bandedge

Index 55

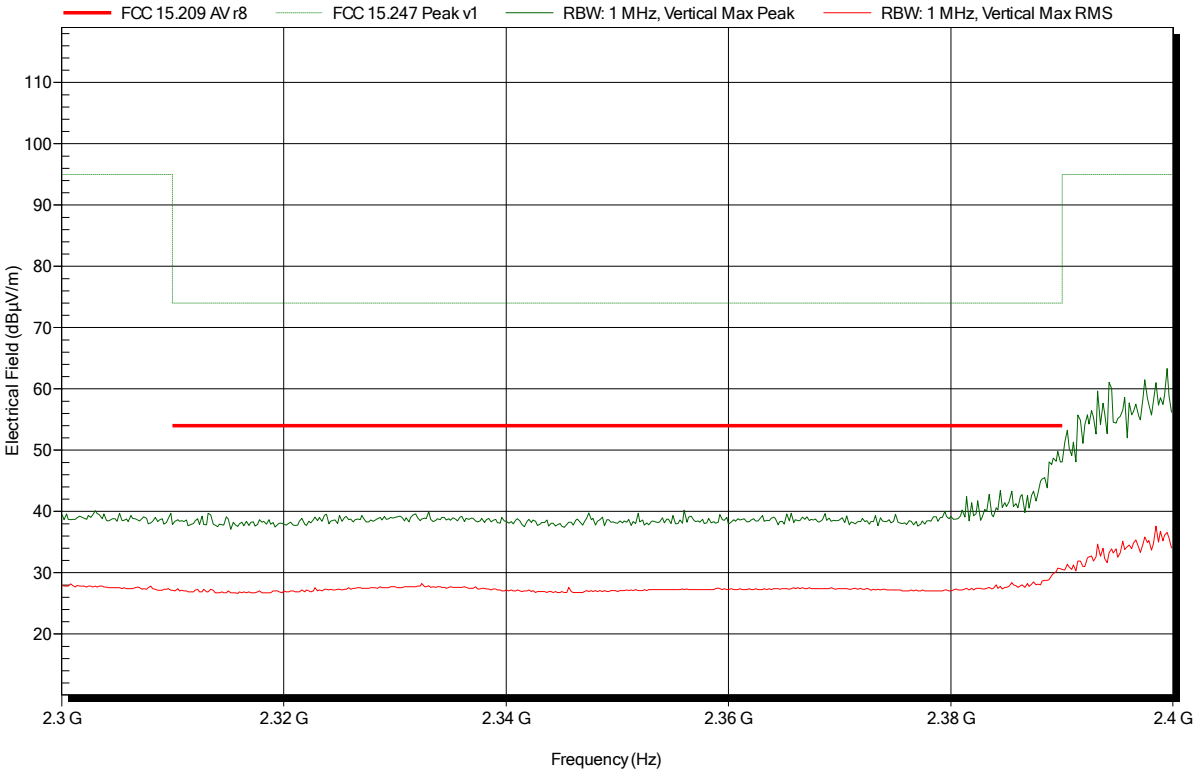

Spurious emissions according to FCC part 15 Subpart C § 15.247, IC RSS-247, I1

Project number: G0M-1603-5499

Applicant:	IAV GmbH
EUT Name:	CLAAS Wireless Interface
Model:	WIN
Test Site:	Eurofins Product Service GmbH
Operator:	Mr. Pudell
Test Conditions:	Tnom: 24°C, Vnom: 12.0 V DC
Antenna:	Rohde & Schwarz HL 025, Horizontal
Measurement distance:	3 m
Mode:	TX; WLAN; CH 1; 2412 MHz; OFDM 6Mbps; Pmax
Test Date:	2016-05-19
Note:	EUT horizontal; lower bandedge

Index 57

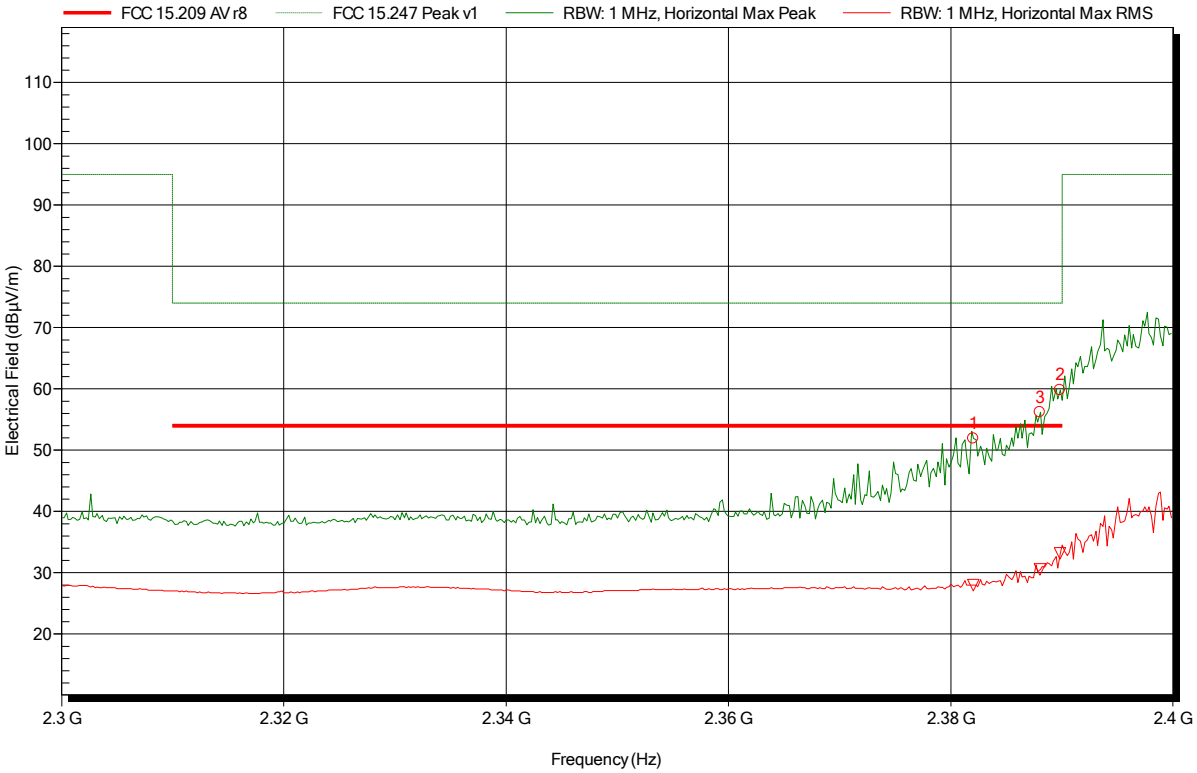

Frequency	Peak	Peak Limit	Peak Difference	Peak Status
2.382 GHz	51.93 dBµV/m	74 dBµV/m	-22.07 dB	Pass
2.388 GHz	56.19 dBµV/m	74 dBµV/m	-17.81 dB	Pass
2.39 GHz	59.83 dBµV/m	74 dBµV/m	-14.17 dB	Pass

Frequency	RMS	RMS Limit	RMS Difference	RMS Status
2.382 GHz	28 dBµV/m	54 dBµV/m	-26 dB	Pass
2.388 GHz	30.55 dBµV/m	54 dBµV/m	-23.45 dB	Pass
2.39 GHz	33.18 dBµV/m	54 dBµV/m	-20.82 dB	Pass

Spurious emissions according to FCC part 15 Subpart C § 15.247, IC RSS-247, I1

Project number: G0M-1603-5499

Applicant:	IAV GmbH
EUT Name:	CLAAS Wireless Interface
Model:	WIN
Test Site:	Eurofins Product Service GmbH
Operator:	Mr. Pudell
Test Conditions:	Tnom: 24°C, Vnom: 12.0 V DC
Antenna:	Rohde & Schwarz HL 025, Vertical
Measurement distance:	3 m
Mode:	TX; WLAN; CH 6; 2437 MHz; OFDM 6Mbps; Pmax
Test Date:	2016-05-19
Note:	EUT horizontal

Index 41

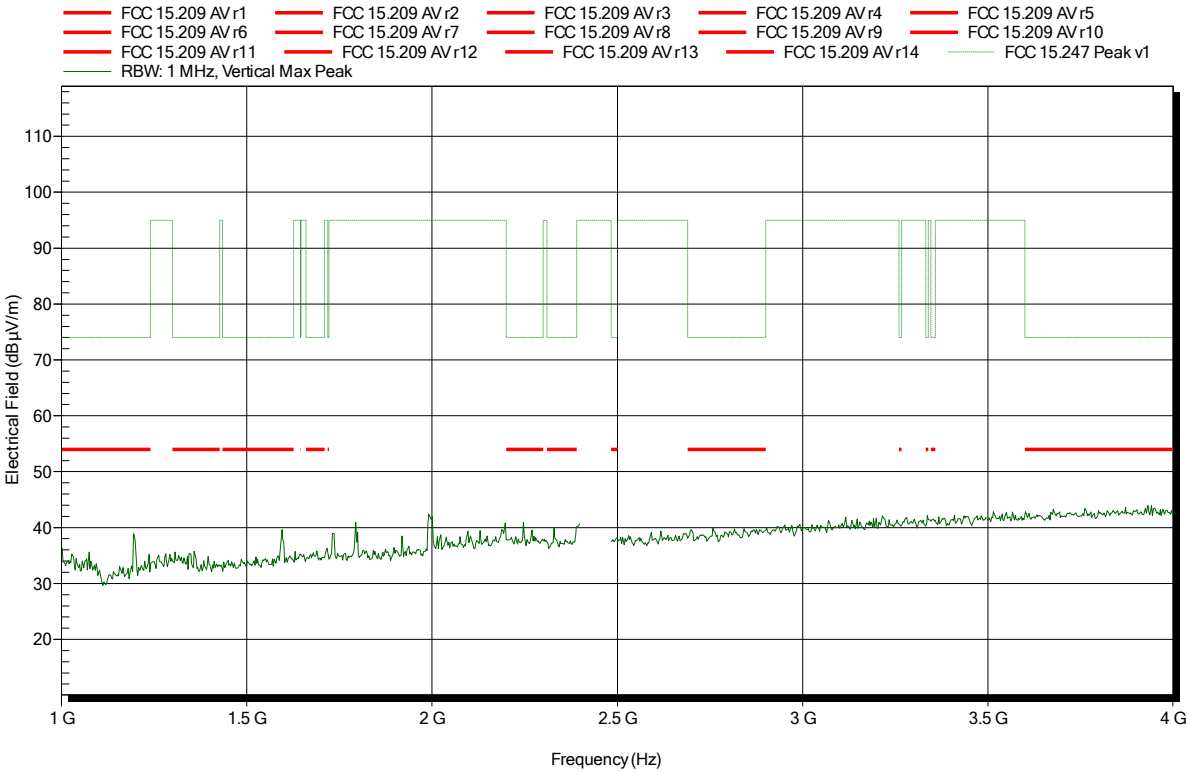

Spurious emissions according to FCC part 15 Subpart C § 15.247, IC RSS-247, I1

Project number: G0M-1603-5499

Applicant:	IAV GmbH
EUT Name:	CLAAS Wireless Interface
Model:	WIN
Test Site:	Eurofins Product Service GmbH
Operator:	Mr. Pudell
Test Conditions:	Tnom: 24°C, Vnom: 12.0 V DC
Antenna:	Rohde & Schwarz HL 025, Horizontal
Measurement distance:	3 m
Mode:	TX; WLAN; CH 6; 2437 MHz; OFDM 6Mbps; Pmax
Test Date:	2016-05-19
Note:	EUT horizontal

Index 40

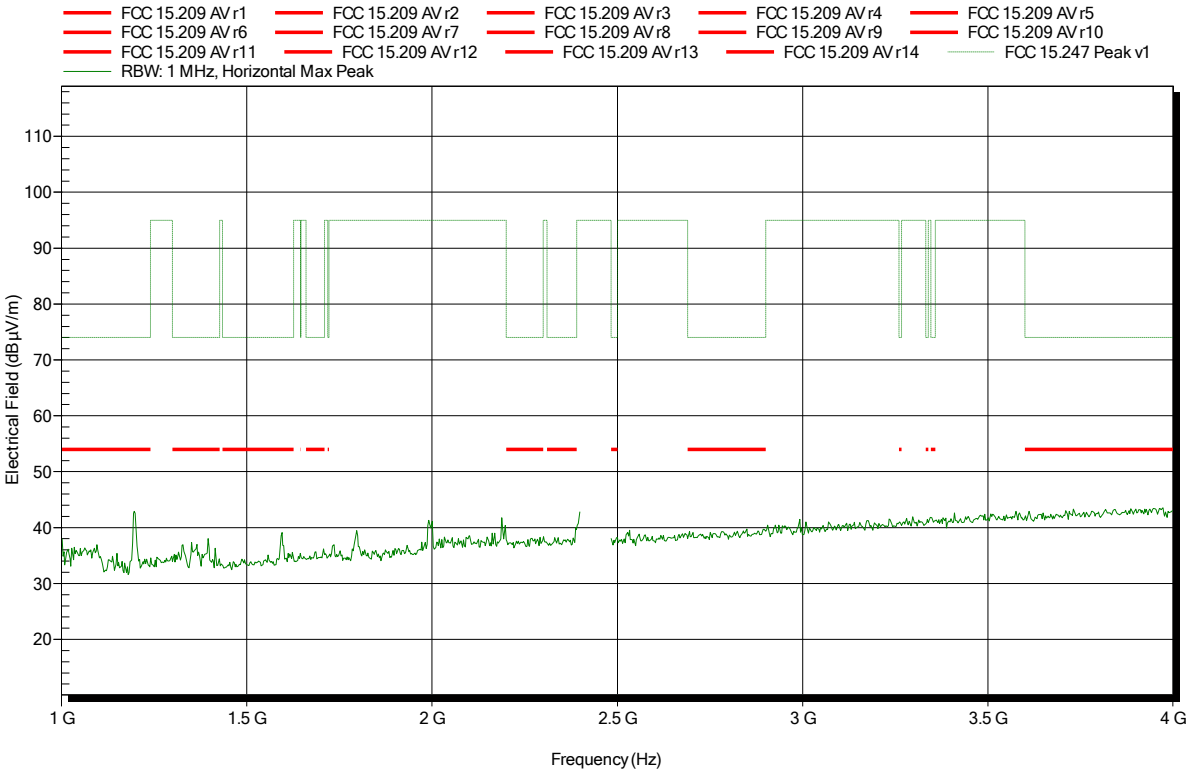

Spurious emissions according to FCC part 15 Subpart C § 15.247, IC RSS-247, I1

Project number: G0M-1603-5499

Applicant:	IAV GmbH
EUT Name:	CLAAS Wireless Interface
Model:	WIN
Test Site:	Eurofins Product Service GmbH
Operator:	Mr. Pudell
Test Conditions:	Tnom: 24°C, Vnom: 12.0 V DC
Antenna:	Rohde & Schwarz HL 025, Vertical
Measurement distance:	3 m
Mode:	TX; WLAN; CH 11; 2462 MHz; OFDM 6Mbps; Pmax
Test Date:	2016-05-19
Note:	EUT horizontal

Index 36

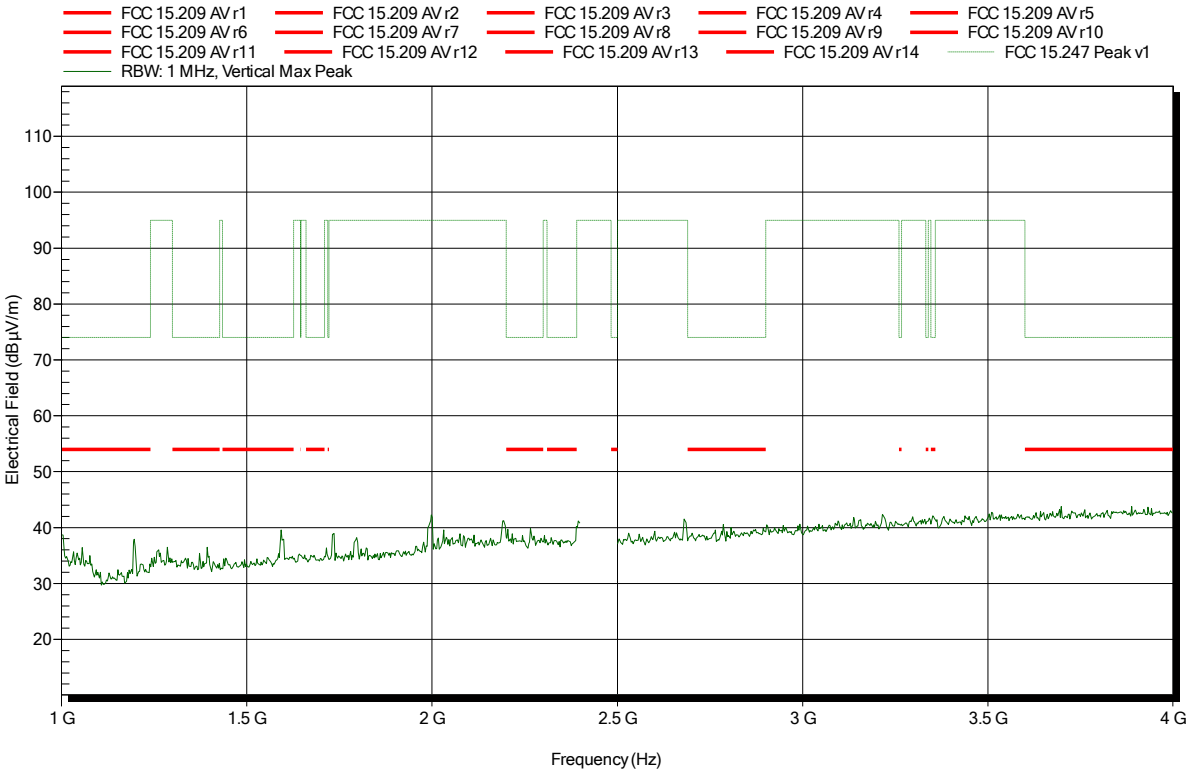

Spurious emissions according to FCC part 15 Subpart C § 15.247, IC RSS-247, I1

Project number: G0M-1603-5499

Applicant:	IAV GmbH
EUT Name:	CLAAS Wireless Interface
Model:	WIN
Test Site:	Eurofins Product Service GmbH
Operator:	Mr. Pudell
Test Conditions:	Tnom: 24°C, Vnom: 12.0 V DC
Antenna:	Rohde & Schwarz HL 025, Horizontal
Measurement distance:	3 m
Mode:	TX; WLAN; CH 11; 2462 MHz; OFDM 6Mbps; Pmax
Test Date:	2016-05-19
Note:	EUT horizontal

Index 38

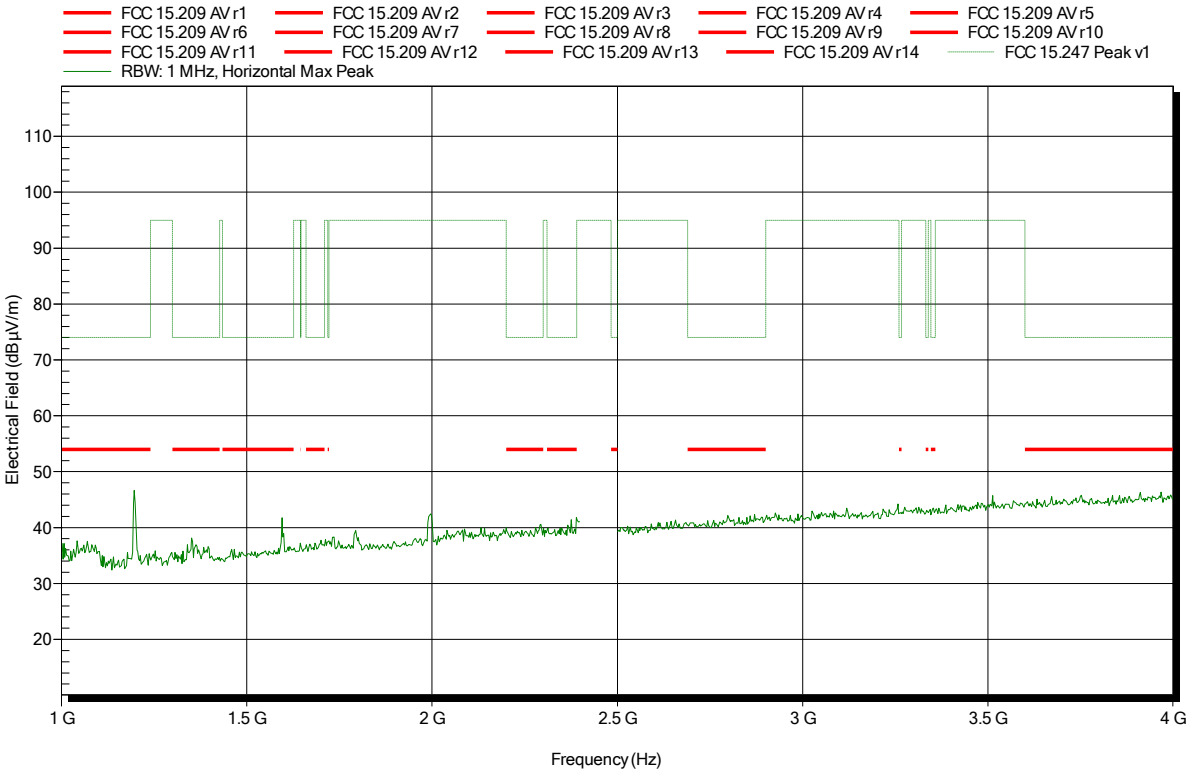

Spurious emissions according to FCC part 15 Subpart C § 15.247, IC RSS-247, I1

Project number: G0M-1603-5499

Applicant:	IAV GmbH
EUT Name:	CLAAS Wireless Interface
Model:	WIN
Test Site:	Eurofins Product Service GmbH
Operator:	Mr. Pudell
Test Conditions:	Tnom: 24°C, Vnom: 12.0 V DC
Antenna:	Rohde & Schwarz HL 025, Vertical
Measurement distance:	3 m
Mode:	TX; WLAN; CH 11; 2462 MHz; OFDM 6Mbps; Pmax
Test Date:	2016-05-19
Note:	EUT horizontal; higher bandedge

Index 37

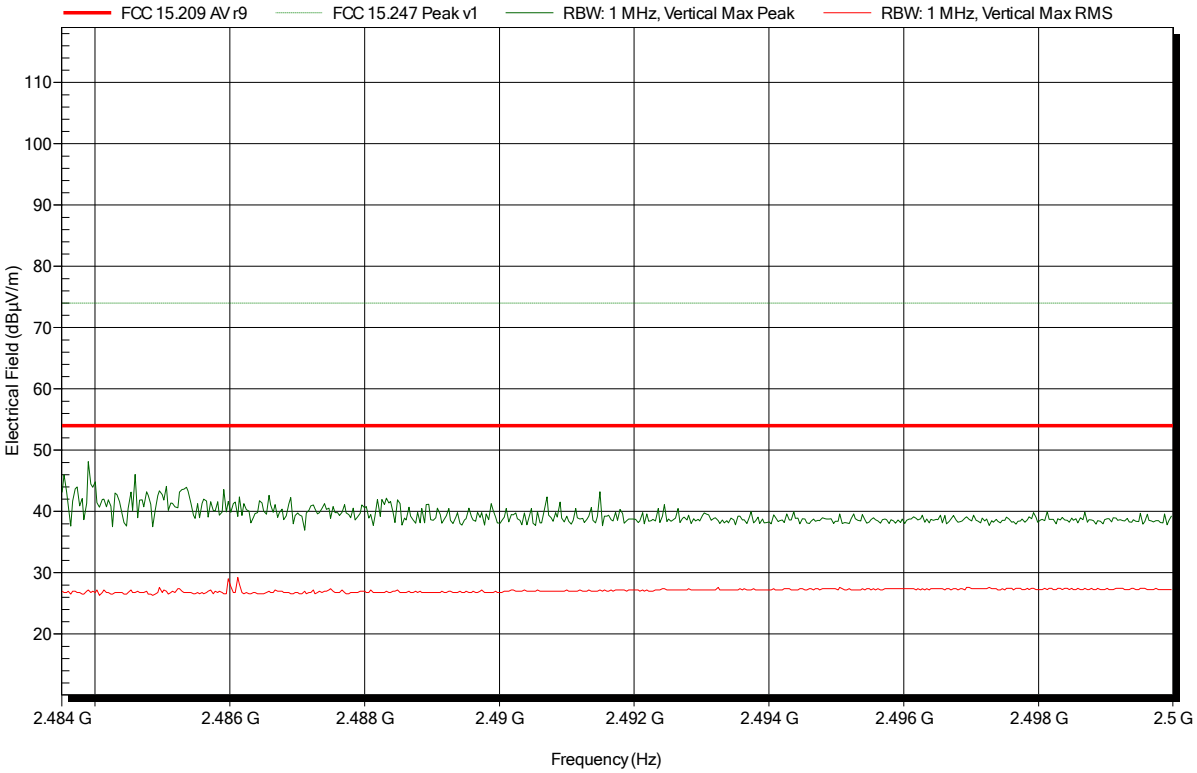

Spurious emissions according to FCC part 15 Subpart C § 15.247, IC RSS-247, I1

Project number: G0M-1603-5499

Applicant:	IAV GmbH
EUT Name:	CLAAS Wireless Interface
Model:	WIN
Test Site:	Eurofins Product Service GmbH
Operator:	Mr. Pudell
Test Conditions:	Tnom: 24°C, Vnom: 12.0 V DC
Antenna:	Rohde & Schwarz HL 025, Horizontal
Measurement distance:	3 m
Mode:	TX; WLAN; CH 11; 2462 MHz; OFDM 6Mbps; Pmax
Test Date:	2016-05-19
Note:	EUT horizontal; higher bandedge

Index 39

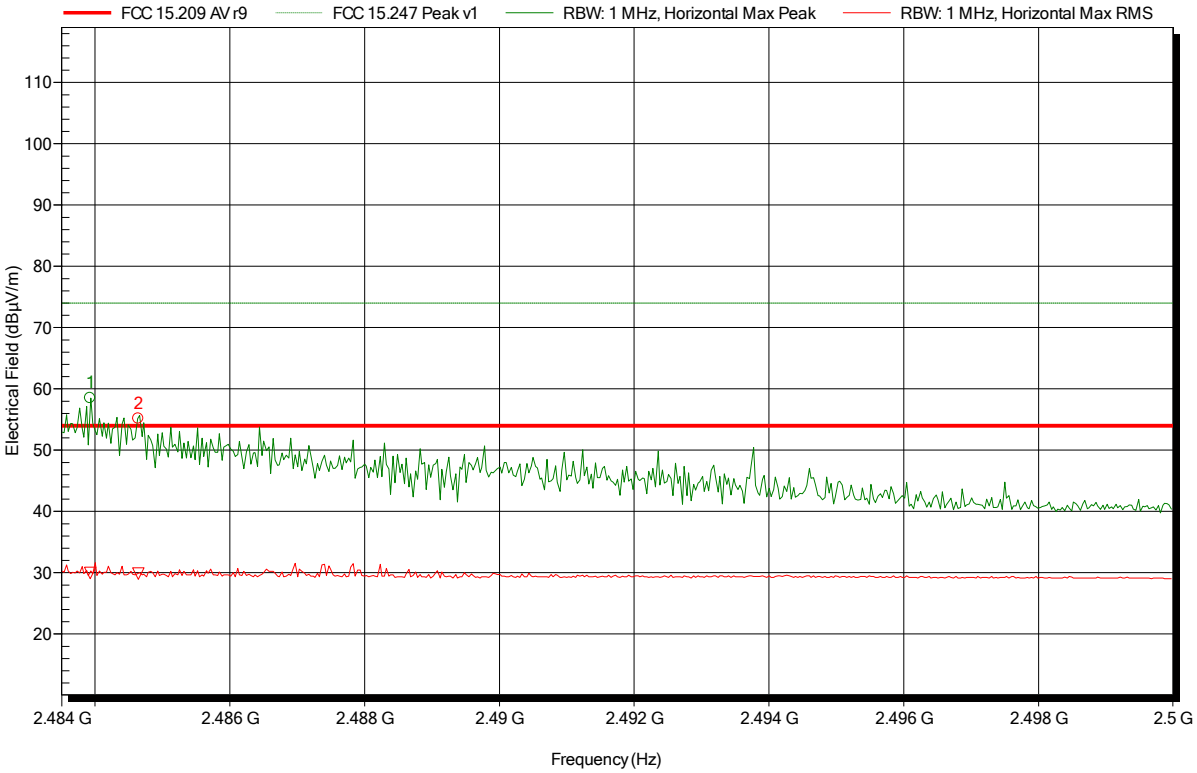

Frequency	Peak	Peak Limit	Peak Difference	Peak Status
2.484 GHz	58.48 dBµV/m	74 dBµV/m	-15.52 dB	Pass
2.485 GHz	55.16 dBµV/m	74 dBµV/m	-18.84 dB	Pass

Frequency	RMS	RMS Limit	RMS Difference	RMS Status
2.484 GHz	29.99 dBµV/m	54 dBµV/m	-24.01 dB	Pass
2.485 GHz	29.89 dBµV/m	54 dBµV/m	-24.11 dB	Pass

Spurious emissions according to FCC part 15 Subpart C § 15.247, IC RSS-247, I1

Project number: G0M-1603-5499

Applicant:	IAV GmbH
EUT Name:	CLAAS Wireless Interface
Model:	WIN
Test Site:	Eurofins Product Service GmbH
Operator:	Mr. Pudell
Test Conditions:	Tnom: 24°C, Vnom: 12.0 V DC
Antenna:	Rohde & Schwarz HL 025, Vertical
Measurement distance:	1 m converted to 3m
Mode:	TX; WLAN; CH 1; 2412 MHz; OFDM 6Mbps; Pmax
Test Date:	2016-05-19
Note:	EUT horizontal

Index 53

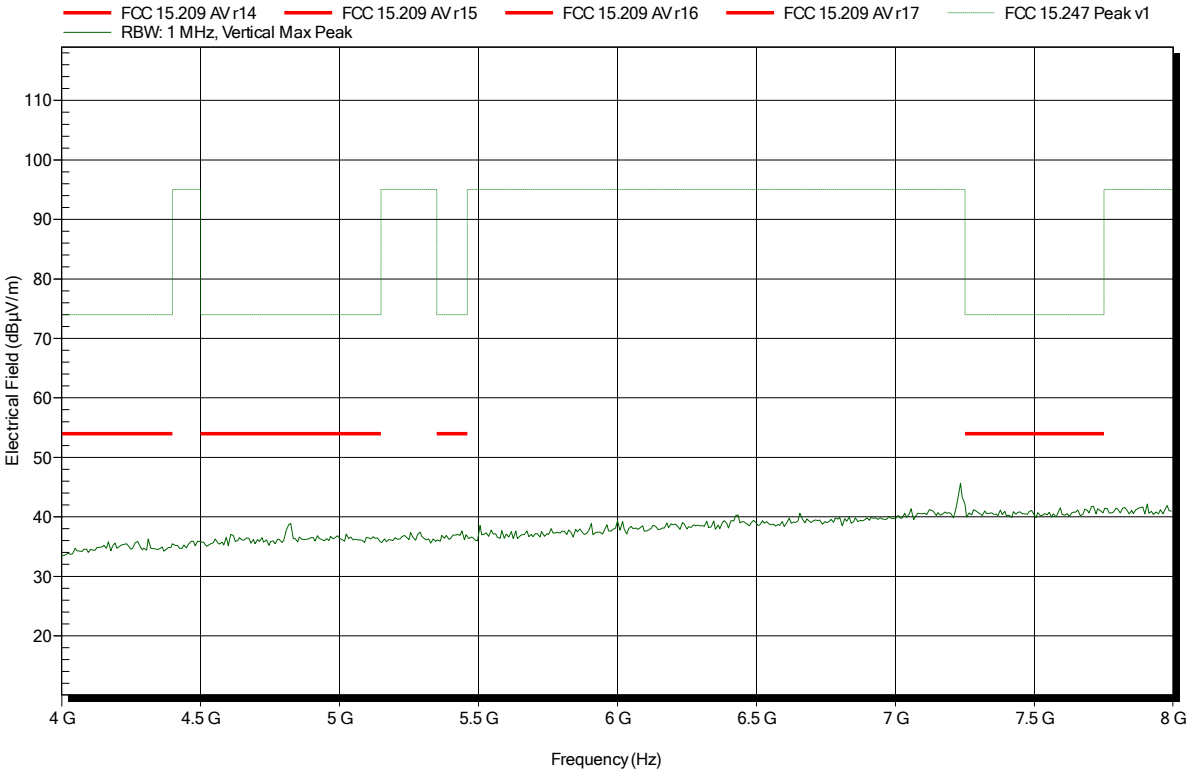

Spurious emissions according to FCC part 15 Subpart C § 15.247, IC RSS-247, I1

Project number: G0M-1603-5499

Applicant:	IAV GmbH
EUT Name:	CLAAS Wireless Interface
Model:	WIN
Test Site:	Eurofins Product Service GmbH
Operator:	Mr. Pudell
Test Conditions:	Tnom: 24°C, Vnom: 12.0 V DC
Antenna:	Rohde & Schwarz HL 025, Horizontal
Measurement distance:	1 m converted to 3m
Mode:	TX; WLAN; CH 1; 2412 MHz; OFDM 6Mbps; Pmax
Test Date:	2016-05-19
Note:	EUT horizontal

Index 48

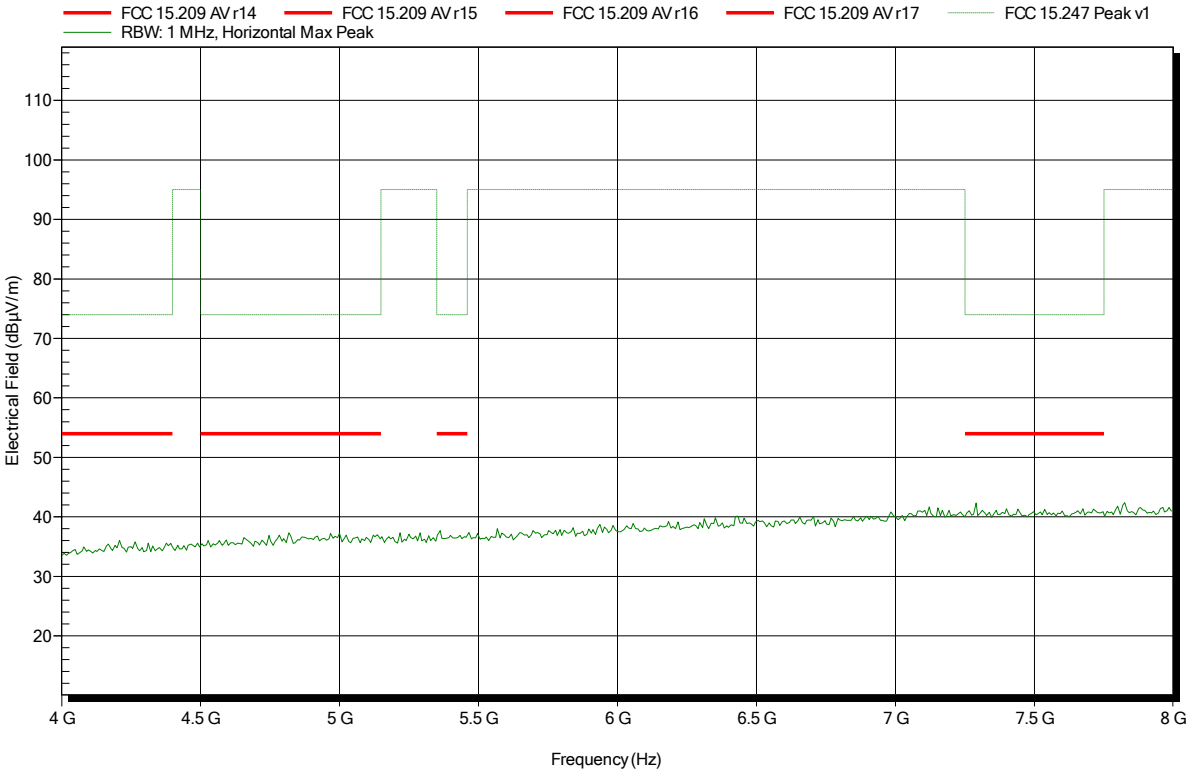

Spurious emissions according to FCC part 15 Subpart C § 15.247, IC RSS-247, I1

Project number: G0M-1603-5499

Applicant:	IAV GmbH
EUT Name:	CLAAS Wireless Interface
Model:	WIN
Test Site:	Eurofins Product Service GmbH
Operator:	Mr. Pudell
Test Conditions:	Tnom: 24°C, Vnom: 12.0 V DC
Antenna:	Rohde & Schwarz HL 025, Vertical
Measurement distance:	1 m converted to 3m
Mode:	TX; WLAN; CH 6; 2437 MHz; OFDM 6Mbps; Pmax
Test Date:	2016-05-19
Note:	EUT horizontal

Index 42

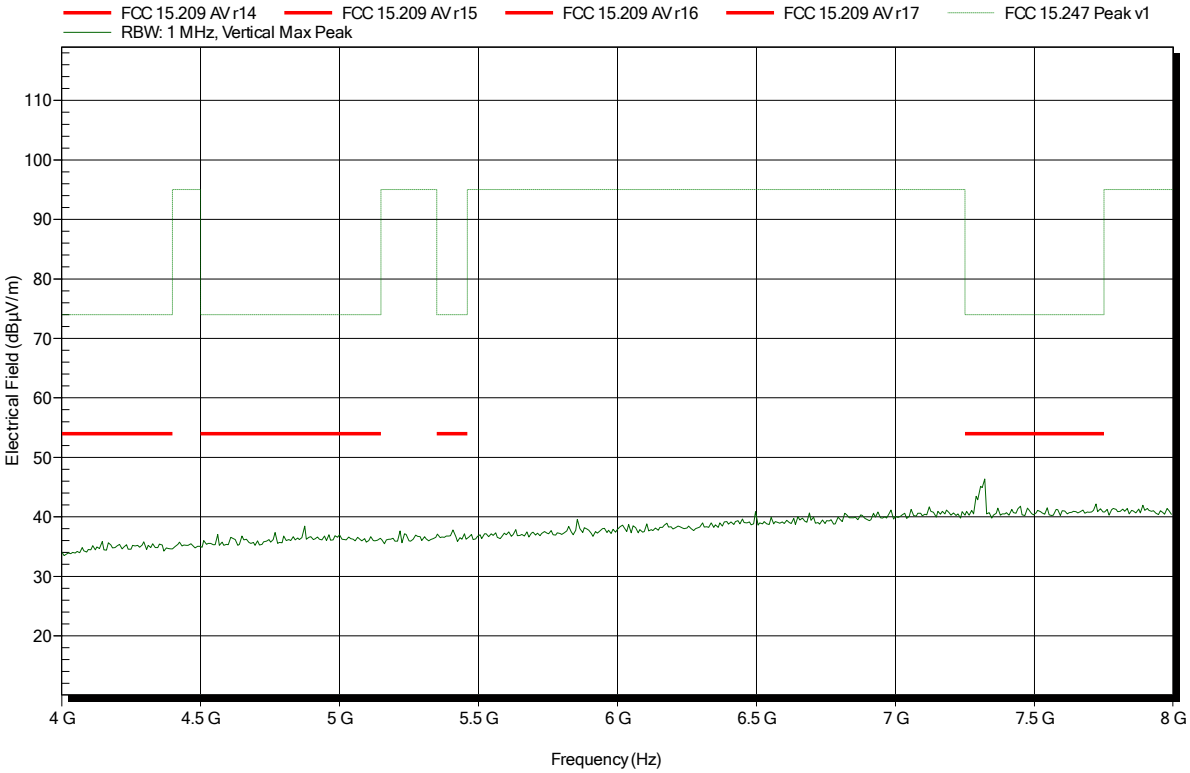

Spurious emissions according to FCC part 15 Subpart C § 15.247, IC RSS-247, I1

Project number: G0M-1603-5499

Applicant:	IAV GmbH
EUT Name:	CLAAS Wireless Interface
Model:	WIN
Test Site:	Eurofins Product Service GmbH
Operator:	Mr. Pudell
Test Conditions:	Tnom: 24°C, Vnom: 12.0 V DC
Antenna:	Rohde & Schwarz HL 025, Horizontal
Measurement distance:	1 m converted to 3m
Mode:	TX; WLAN; CH 6; 2437 MHz; OFDM 6Mbps; Pmax
Test Date:	2016-05-19
Note:	EUT horizontal

Index 47

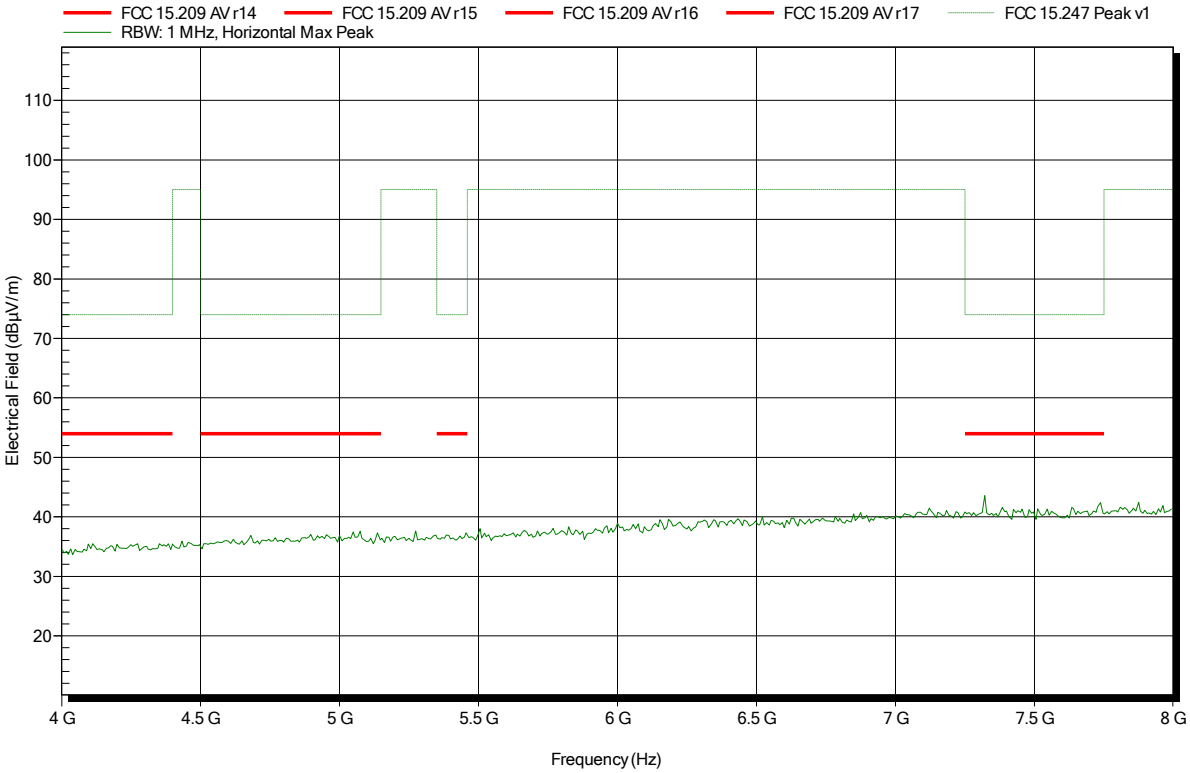

Spurious emissions according to FCC part 15 Subpart C § 15.247, IC RSS-247, I1

Project number: G0M-1603-5499

Applicant:	IAV GmbH
EUT Name:	CLAAS Wireless Interface
Model:	WIN
Test Site:	Eurofins Product Service GmbH
Operator:	Mr. Pudell
Test Conditions:	Tnom: 24°C, Vnom: 12.0 V DC
Antenna:	Rohde & Schwarz HL 025, Vertical
Measurement distance:	1 m converted to 3m
Mode:	TX; WLAN; CH 11; 2462 MHz; OFDM 6Mbps; Pmax
Test Date:	2016-05-19
Note:	EUT horizontal

Index 35

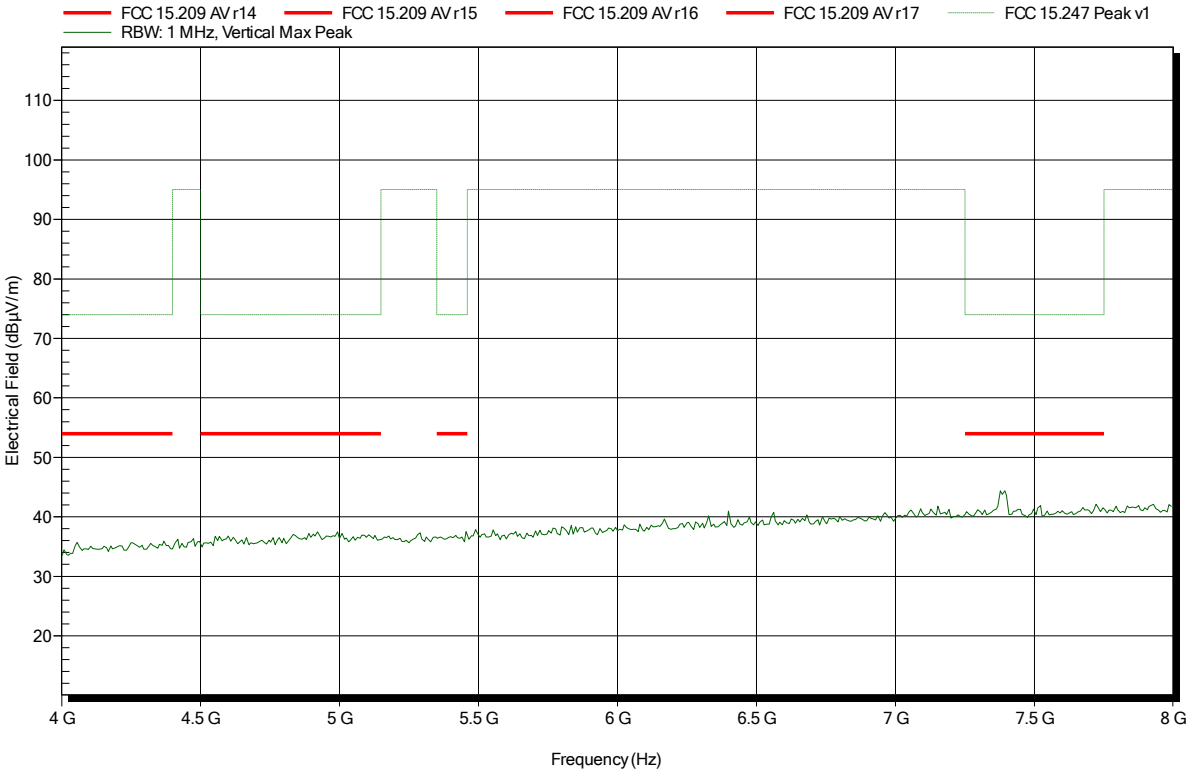

Spurious emissions according to FCC part 15 Subpart C § 15.247, IC RSS-247, I1

Project number: G0M-1603-5499

Applicant:	IAV GmbH
EUT Name:	CLAAS Wireless Interface
Model:	WIN
Test Site:	Eurofins Product Service GmbH
Operator:	Mr. Pudell
Test Conditions:	Tnom: 24°C, Vnom: 12.0 V DC
Antenna:	Rohde & Schwarz HL 025, Horizontal
Measurement distance:	1 m converted to 3m
Mode:	TX; WLAN; CH 11; 2462 MHz; OFDM 6Mbps; Pmax
Test Date:	2016-05-19
Note:	EUT horizontal

Index 30

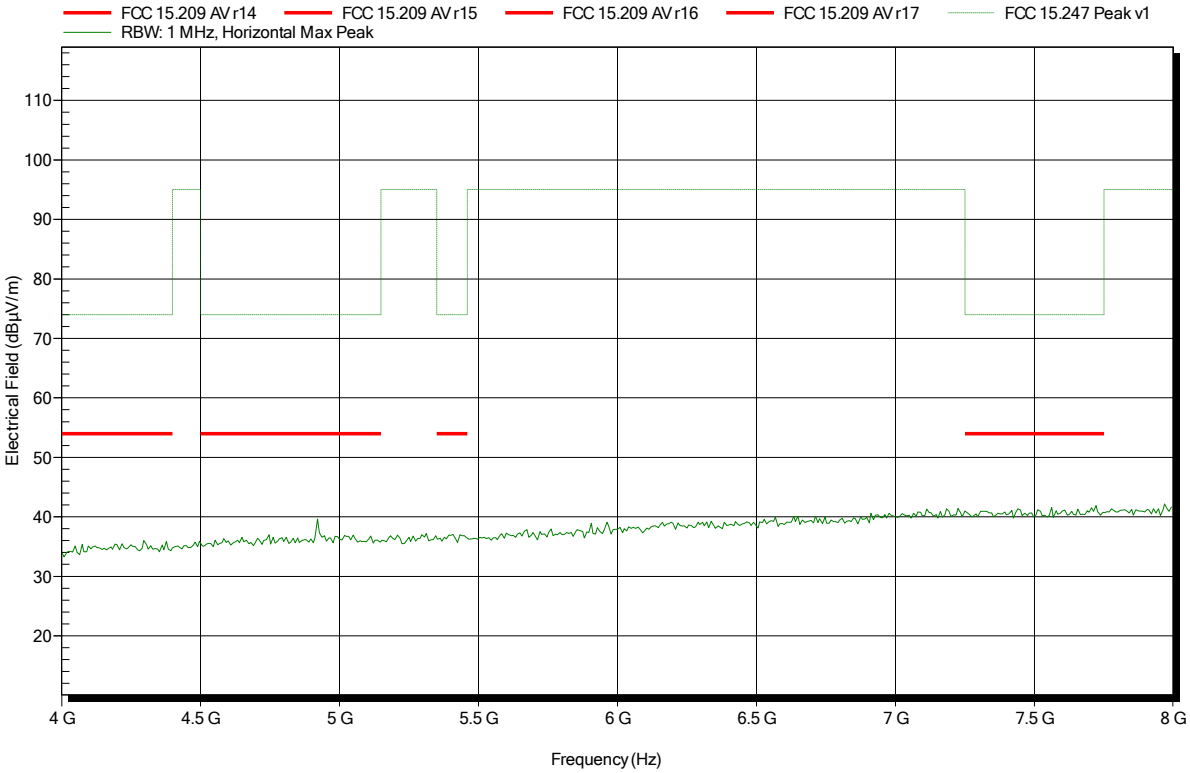

Spurious emissions according to FCC part 15 Subpart C § 15.247, IC RSS-247, I1

Project number: G0M-1603-5499

Applicant:	IAV GmbH
EUT Name:	CLAAS Wireless Interface
Model:	WIN
Test Site:	Eurofins Product Service GmbH
Operator:	Mr. Pudell
Test Conditions:	Tnom: 24°C, Vnom: 12.0 V DC
Antenna:	Rohde & Schwarz HL 025, Vertical
Measurement distance:	1 m converted to 3m
Mode:	TX; WLAN; CH 1; 2412 MHz; OFDM 6Mbps; Pmax
Test Date:	2016-05-19
Note:	EUT horizontal

Index 52

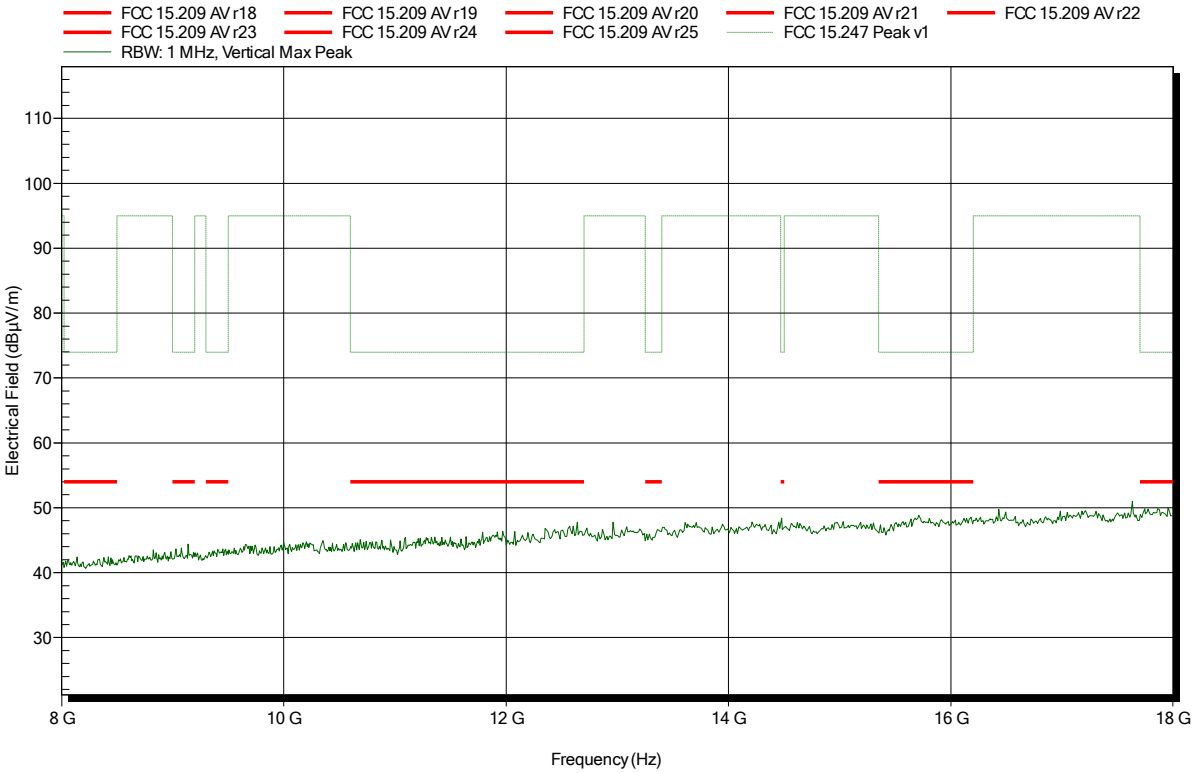

Spurious emissions according to FCC part 15 Subpart C § 15.247, IC RSS-247, I1

Project number: G0M-1603-5499

Applicant:	IAV GmbH
EUT Name:	CLAAS Wireless Interface
Model:	WIN
Test Site:	Eurofins Product Service GmbH
Operator:	Mr. Pudell
Test Conditions:	Tnom: 24°C, Vnom: 12.0 V DC
Antenna:	Rohde & Schwarz HL 025, Horizontal
Measurement distance:	1 m converted to 3m
Mode:	TX; WLAN; CH 1; 2412 MHz; OFDM 6Mbps; Pmax
Test Date:	2016-05-19
Note:	EUT horizontal

Index 49

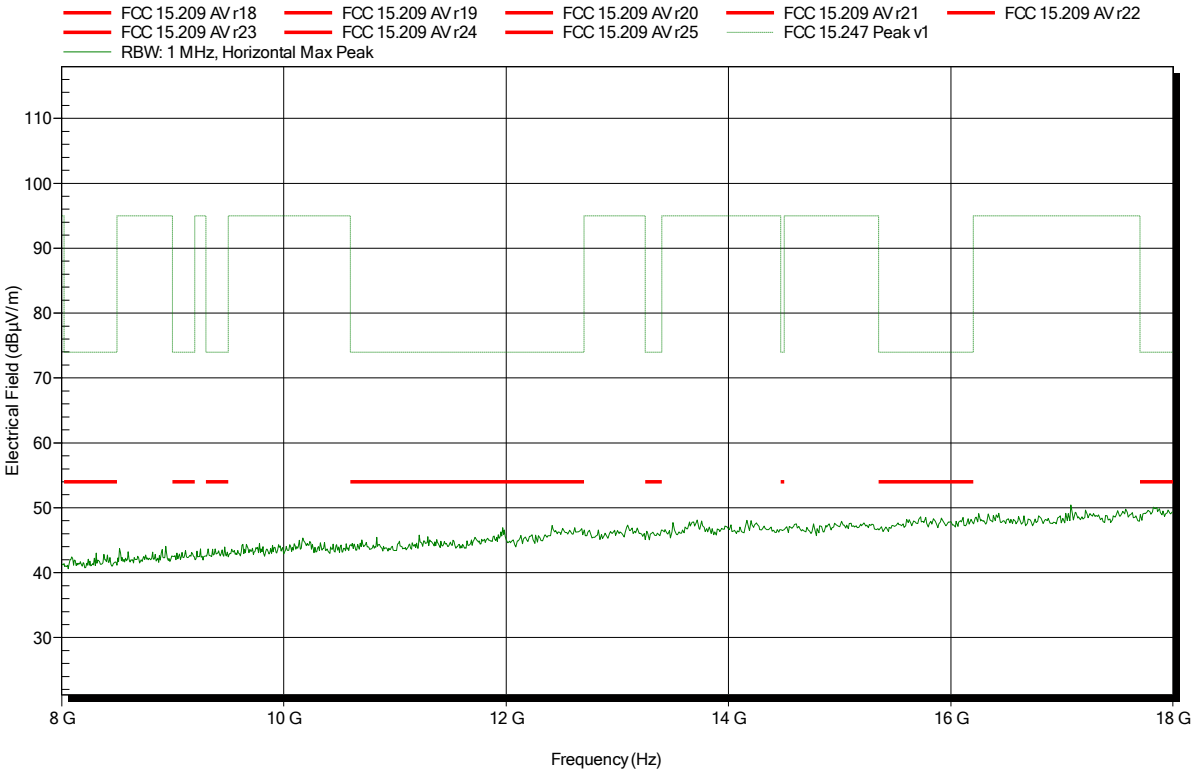

Spurious emissions according to FCC part 15 Subpart C § 15.247, IC RSS-247, I1

Project number: G0M-1603-5499

Applicant:	IAV GmbH
EUT Name:	CLAAS Wireless Interface
Model:	WIN
Test Site:	Eurofins Product Service GmbH
Operator:	Mr. Pudell
Test Conditions:	Tnom: 24°C, Vnom: 12.0 V DC
Antenna:	Rohde & Schwarz HL 025, Vertical
Measurement distance:	1 m converted to 3m
Mode:	TX; WLAN; CH 6; 2437 MHz; OFDM 6Mbps; Pmax
Test Date:	2016-05-19
Note:	EUT horizontal

Index 43

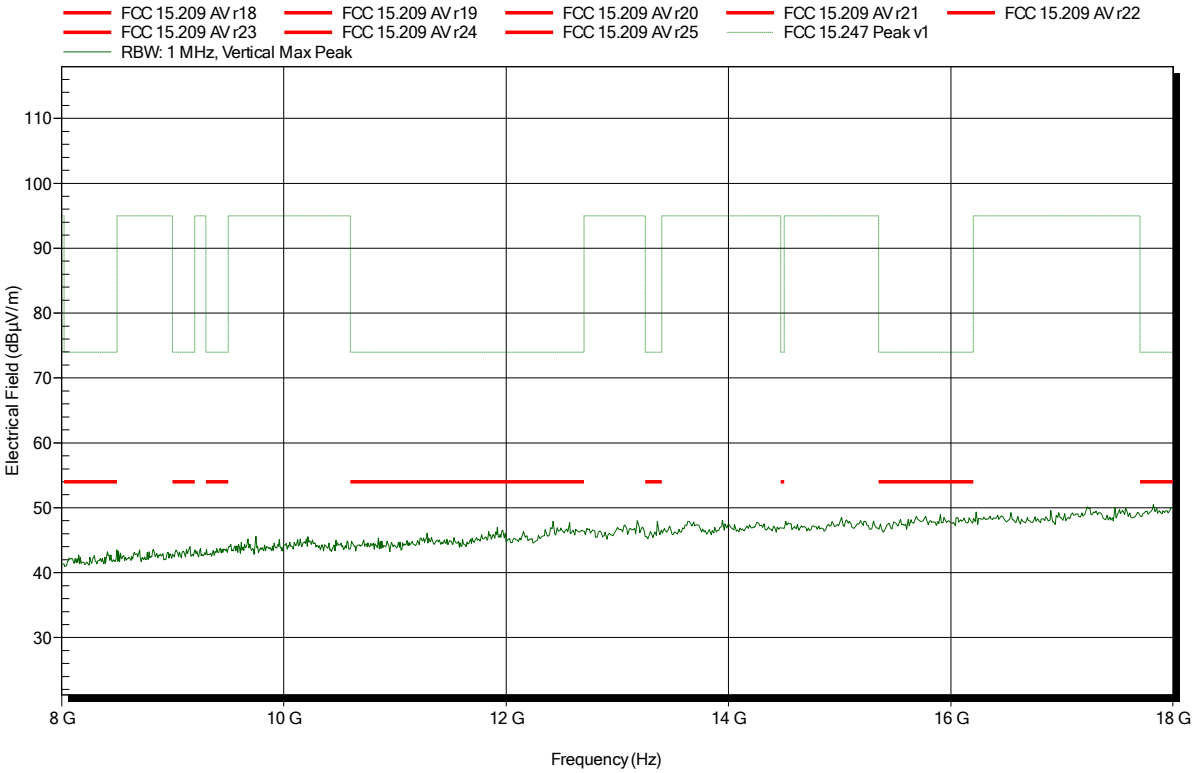

Spurious emissions according to FCC part 15 Subpart C § 15.247, IC RSS-247, I1

Project number: G0M-1603-5499

Applicant:	IAV GmbH
EUT Name:	CLAAS Wireless Interface
Model:	WIN
Test Site:	Eurofins Product Service GmbH
Operator:	Mr. Pudell
Test Conditions:	Tnom: 24°C, Vnom: 12.0 V DC
Antenna:	Rohde & Schwarz HL 025, Horizontal
Measurement distance:	1 m converted to 3m
Mode:	TX; WLAN; CH 6; 2437 MHz; OFDM 6Mbps; Pmax
Test Date:	2016-05-19
Note:	EUT horizontal

Index 46

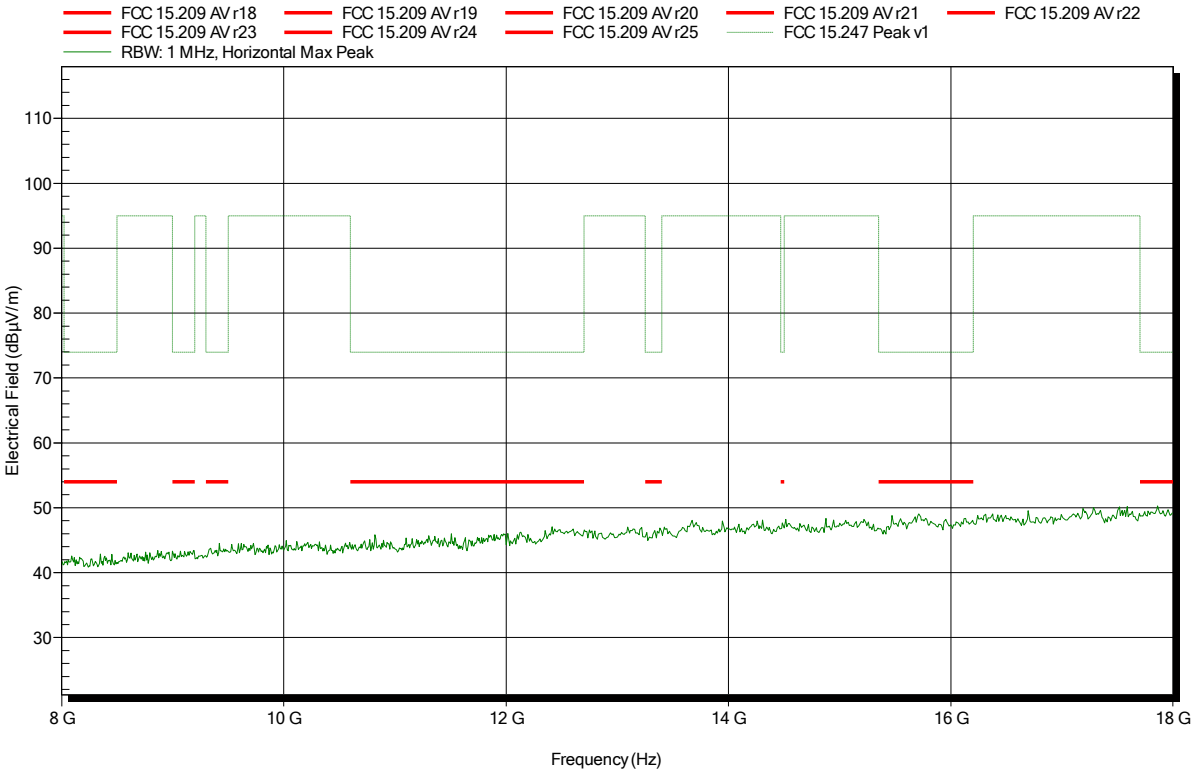

Spurious emissions according to FCC part 15 Subpart C § 15.247, IC RSS-247, I1

Project number: G0M-1603-5499

Applicant:	IAV GmbH
EUT Name:	CLAAS Wireless Interface
Model:	WIN
Test Site:	Eurofins Product Service GmbH
Operator:	Mr. Pudell
Test Conditions:	Tnom: 24°C, Vnom: 12.0 V DC
Antenna:	Rohde & Schwarz HL 025, Vertical
Measurement distance:	1 m converted to 3m
Mode:	TX; WLAN; CH 11; 2462 MHz; OFDM 6Mbps; Pmax
Test Date:	2016-05-19
Note:	EUT horizontal

Index 34

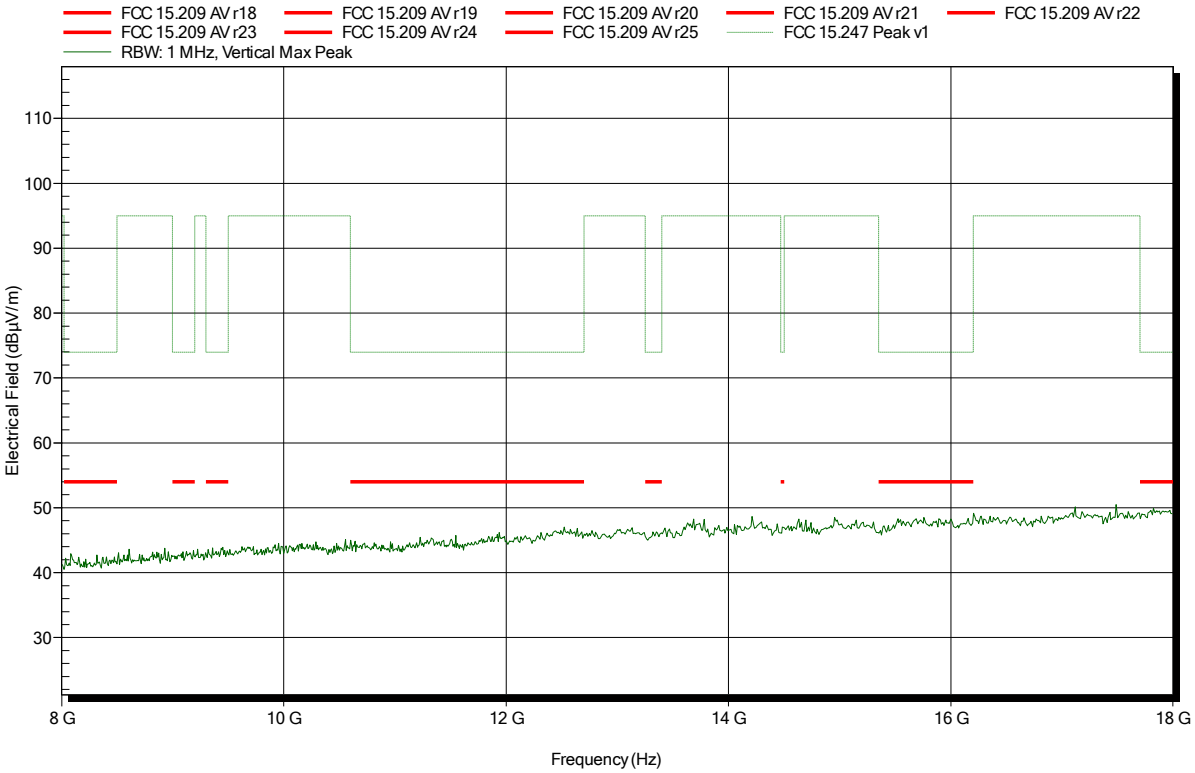

Spurious emissions according to FCC part 15 Subpart C § 15.247, IC RSS-247, I1

Project number: G0M-1603-5499

Applicant:	IAV GmbH
EUT Name:	CLAAS Wireless Interface
Model:	WIN
Test Site:	Eurofins Product Service GmbH
Operator:	Mr. Pudell
Test Conditions:	Tnom: 24°C, Vnom: 12.0 V DC
Antenna:	Rohde & Schwarz HL 025, Horizontal
Measurement distance:	1 m converted to 3m
Mode:	TX; WLAN; CH 11; 2462 MHz; OFDM 6Mbps; Pmax
Test Date:	2016-05-19
Note:	EUT horizontal

Index 31

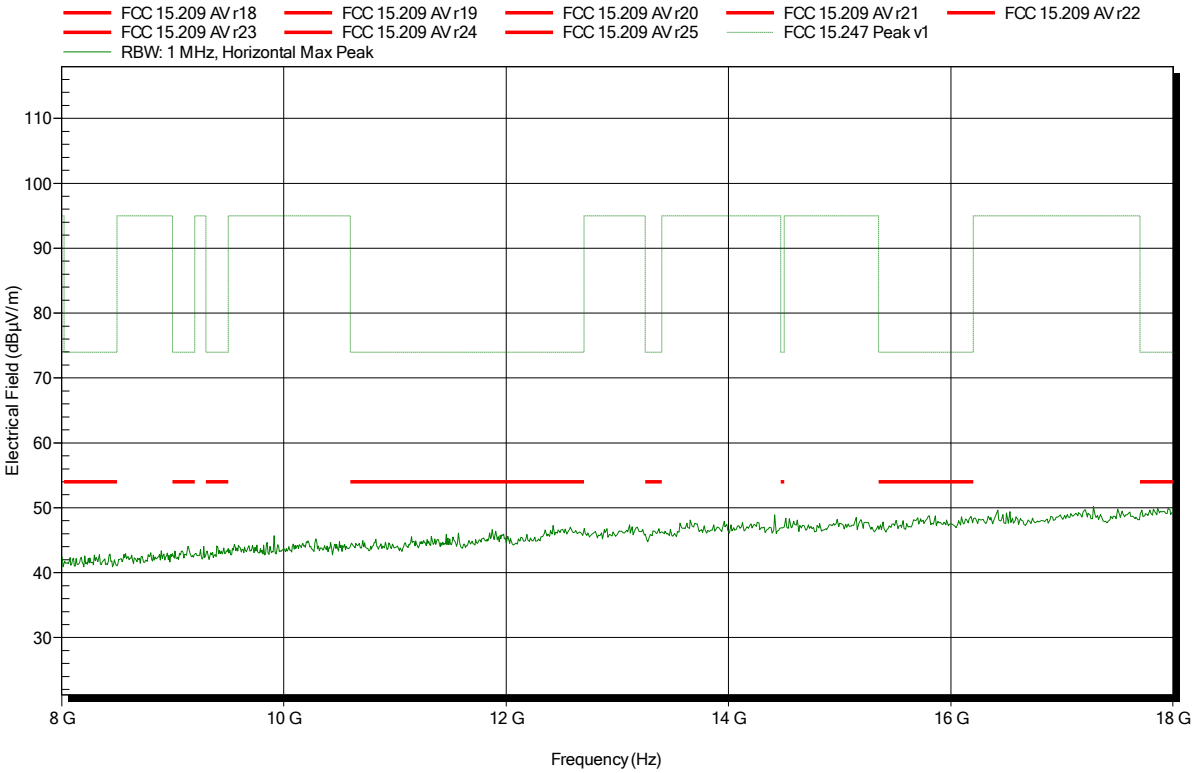

Spurious emissions according to FCC part 15 Subpart C § 15.247, IC RSS-247, I1

Project number: G0M-1603-5499

Applicant:	IAV GmbH
EUT Name:	CLAAS Wireless Interface
Model:	WIN
Test Site:	Eurofins Product Service GmbH
Operator:	Mr. Pudell
Test Conditions:	Tnom: 24°C, Vnom: 12.0 V DC
Antenna:	Rohde & Schwarz HL 025, Vertical
Measurement distance:	1 m converted to 3m
Mode:	TX; WLAN; CH 1; 2412 MHz; OFDM 6Mbps; Pmax
Test Date:	2016-05-19
Note:	EUT horizontal

Index 51

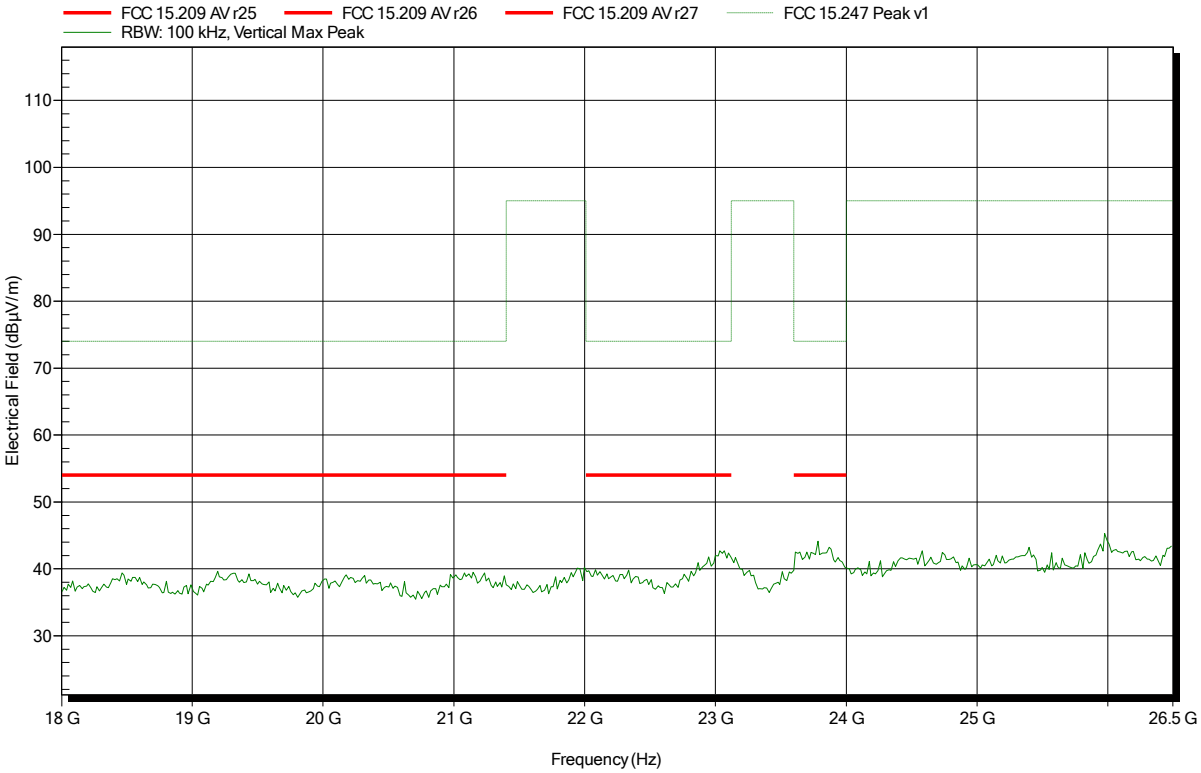

Spurious emissions according to FCC part 15 Subpart C § 15.247, IC RSS-247, I1

Project number: G0M-1603-5499

Applicant:	IAV GmbH
EUT Name:	CLAAS Wireless Interface
Model:	WIN
Test Site:	Eurofins Product Service GmbH
Operator:	Mr. Pudell
Test Conditions:	Tnom: 24°C, Vnom: 12.0 V DC
Antenna:	Rohde & Schwarz HL 025, Horizontal
Measurement distance:	1 m converted to 3m
Mode:	TX; WLAN; CH 1; 2412 MHz; OFDM 6Mbps; Pmax
Test Date:	2016-05-19
Note:	EUT horizontal

Index 50

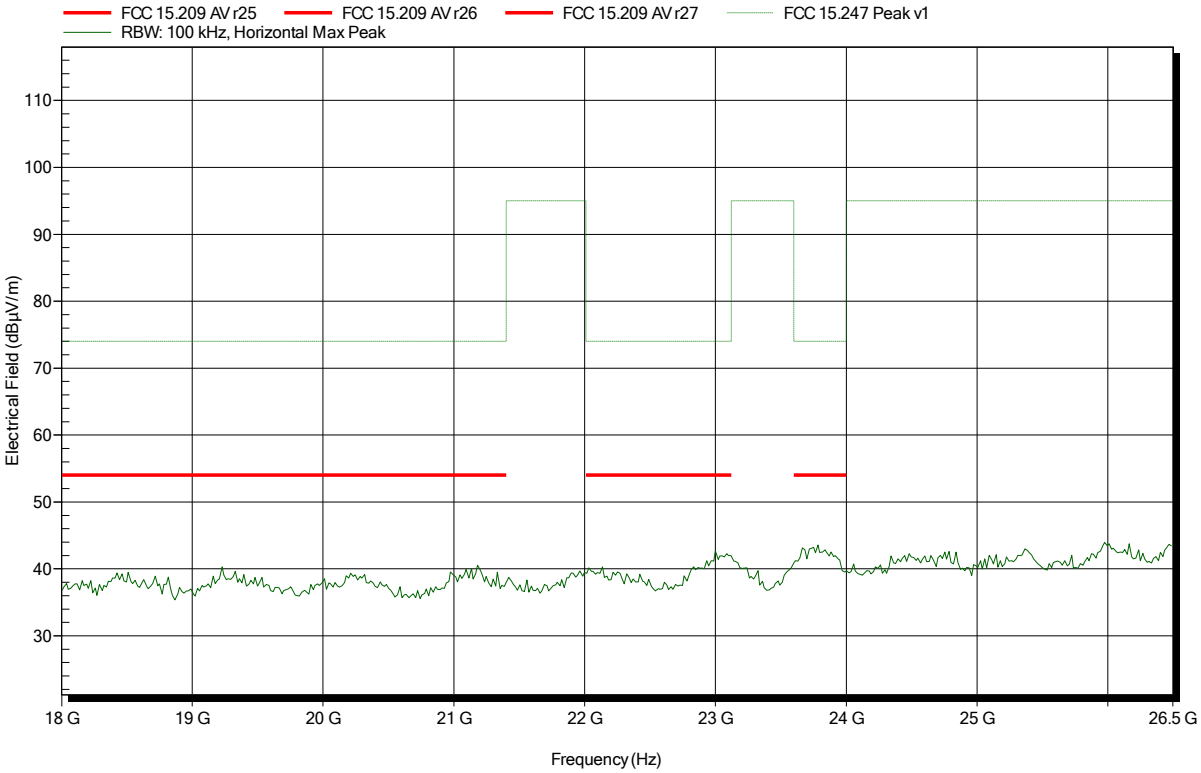

Spurious emissions according to FCC part 15 Subpart C § 15.247, IC RSS-247, I1

Project number: G0M-1603-5499

Applicant:	IAV GmbH
EUT Name:	CLAAS Wireless Interface
Model:	WIN
Test Site:	Eurofins Product Service GmbH
Operator:	Mr. Pudell
Test Conditions:	Tnom: 24°C, Vnom: 12.0 V DC
Antenna:	Rohde & Schwarz HL 025, Vertical
Measurement distance:	1 m converted to 3m
Mode:	TX; WLAN; CH 6; 2437 MHz; OFDM 6Mbps; Pmax
Test Date:	2016-05-19
Note:	EUT horizontal

Index 44

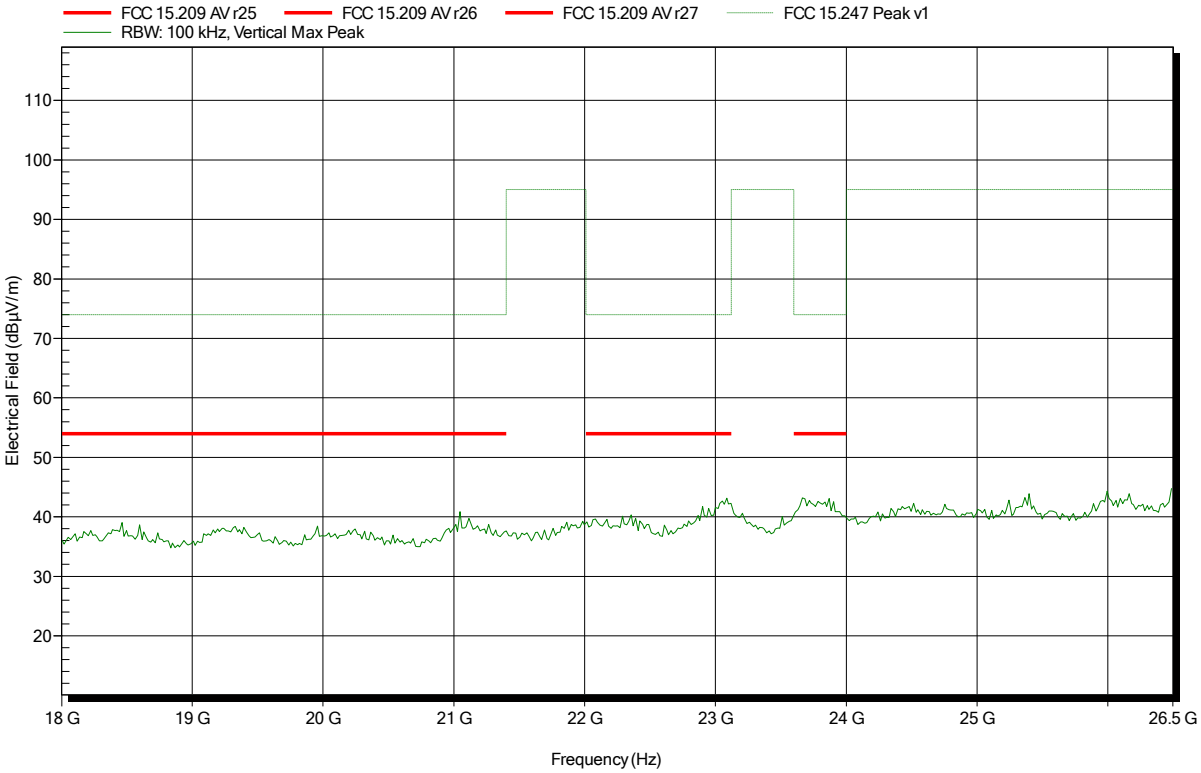

Spurious emissions according to FCC part 15 Subpart C § 15.247, IC RSS-247, I1

Project number: G0M-1603-5499

Applicant:	IAV GmbH
EUT Name:	CLAAS Wireless Interface
Model:	WIN
Test Site:	Eurofins Product Service GmbH
Operator:	Mr. Pudell
Test Conditions:	Tnom: 24°C, Vnom: 12.0 V DC
Antenna:	Rohde & Schwarz HL 025, Horizontal
Measurement distance:	1 m converted to 3m
Mode:	TX; WLAN; CH 6; 2437 MHz; OFDM 6Mbps; Pmax
Test Date:	2016-05-19
Note:	EUT horizontal

Index 45

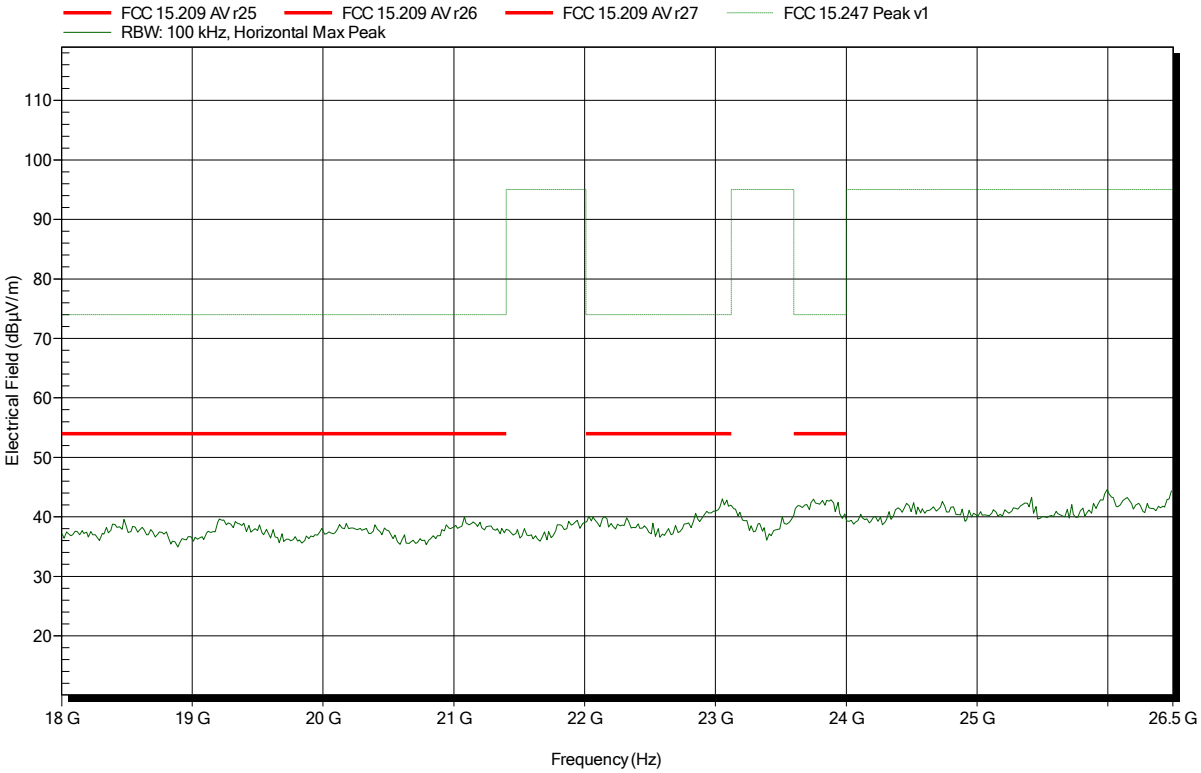

Spurious emissions according to FCC part 15 Subpart C § 15.247, IC RSS-247, I1

Project number: G0M-1603-5499

Applicant:	IAV GmbH
EUT Name:	CLAAS Wireless Interface
Model:	WIN
Test Site:	Eurofins Product Service GmbH
Operator:	Mr. Pudell
Test Conditions:	Tnom: 24°C, Vnom: 12.0 V DC
Antenna:	Rohde & Schwarz HL 025, Vertical
Measurement distance:	1 m converted to 3m
Mode:	TX; WLAN; CH 11; 2462 MHz; OFDM 6Mbps; Pmax
Test Date:	2016-05-19
Note:	EUT horizontal

Index 33

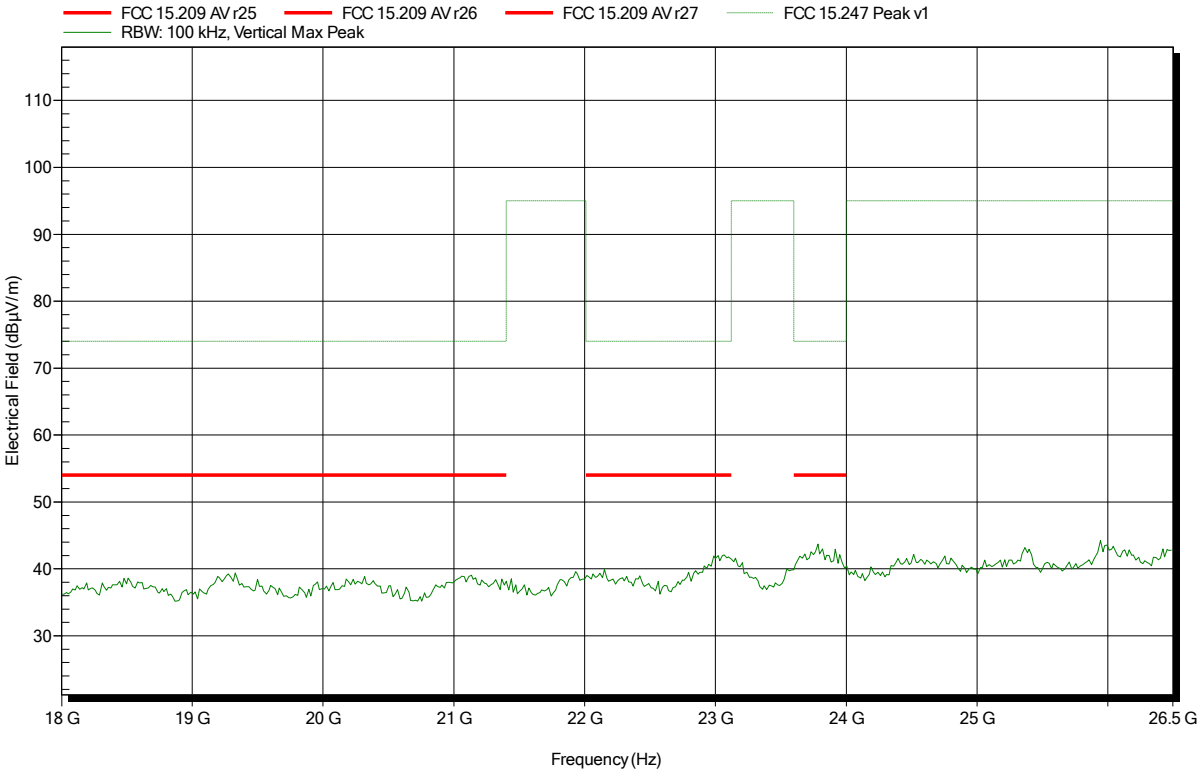

Spurious emissions according to FCC part 15 Subpart C § 15.247, IC RSS-247, I1

Project number: G0M-1603-5499

Applicant:	IAV GmbH
EUT Name:	CLAAS Wireless Interface
Model:	WIN
Test Site:	Eurofins Product Service GmbH
Operator:	Mr. Pudell
Test Conditions:	Tnom: 24°C, Vnom: 12.0 V DC
Antenna:	Rohde & Schwarz HL 025, Horizontal
Measurement distance:	1 m converted to 3m
Mode:	TX; WLAN; CH 11; 2462 MHz; OFDM 6Mbps; Pmax
Test Date:	2016-05-19
Note:	EUT horizontal
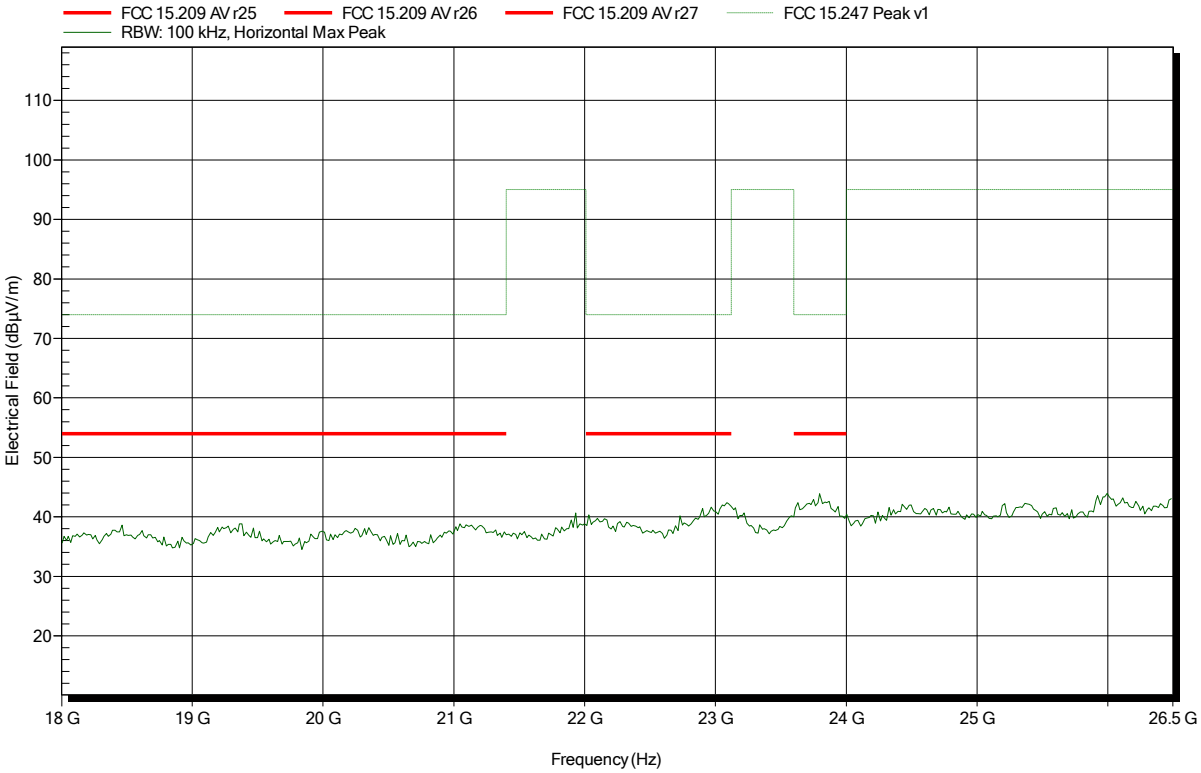
Index 32