DYNAUDIO

Dynaudio A/S, 8660 Skanderborg, Denmark
www.dynaudio.com
Document Part No. 25700193 05/17 Rev i

9.

Selecting sources
Signalquellen auswählen
Sélection des sources
Selezione delle sorgenti
Selección de las fuentes
Selecionar fontes
Выбор источников
选择音源
選擇音源
ソースの選択
소스 선택

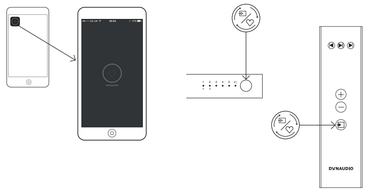

10.

Volume and sound control
Lautstärke und Klangregelung
Contrôle du volume et du son
Controllo del volume e del suono
Control de volumen y sonido
Controle de volume e som
Громкость и управление звуком
音量和音色控制
音量和音色控制
音量とサウンドのコントロール
볼륨 및 사운드 조절

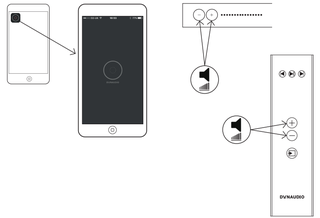

11.

Support
Support
Assistance
Supporto
Soporte
Assistência
Техподдержка
支持
支持
サポート
지원

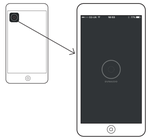

Visit www.dynaudio.com for more.
Weitere Informationen unter www.dynaudio.com
Visitez www.dynaudio.com pour plus.
Per maggiori informazioni, visita il sito www.dynaudio.com.
Para más información, vaya a la página web www.dynaudio.com.
Visite www.dynaudio.com para mais informações.
Более подробно см. на сайте www.dynaudio.com.
访问www.dynaudio.com了解更多。
訪問www.dynaudio.com了解更多。
詳細はwww.dynaudio.comをご覧ください。
자세한 내용은 www.dynaudio.com 에서 확인하실 수 있습니다.

12.

Reset
Zurücksetzen
Réinitialisation
Reset
Reset
Redefinir
Сброс
重置
重置
リセット
재설정

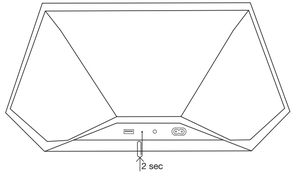

DYNAUDIO Music 3

Intelligent Wireless Music System

Quick Start Guide
Kurzanleitung
Guide de démarrage rapide
Guida rapida
Guía de arranque rápido
Guia de Início Rápido
Инструкция по началу работы
快速上手
快速上手
クイックスタートガイド
빠른 시작 가이드

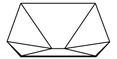

1.

In the box
Lieferumfang
Dans la boite
Nella scatola
Dentro del embalaje
Conteúdo da caixa
Комплектация
裝箱清单
裝箱清單
梱包物
구성품

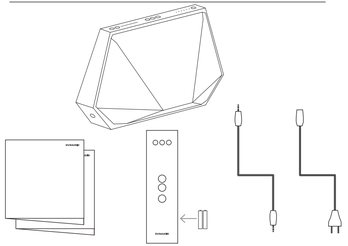

2.

Install the app
Installieren Sie die App
Installez l'application
Installare l'applicazione
Instalación de la aplicación
Instalação do aplicativo
Установка приложения
安装APP
安装APP
アプリのインストール
앱 설치

Available on the App Store
Dynaudio MUSIC App

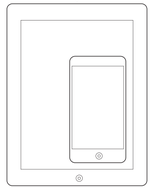

ANDROID APP ON Google play
Dynaudio MUSIC App

3.

Positioning
Aufstellung
Positionnement
Posizionamento
Ubicación
Posicionamento
Размещение
摆放
擺放
設置場所の決定
포지셔닝

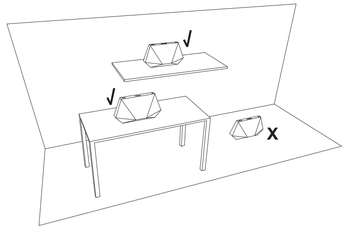

4.

Connections
Anschlüsse
Connexions
Connessioni
Conexiones
Conexões
Подключение
连接
連接
接続
연결

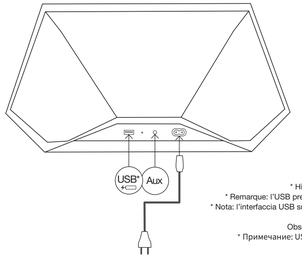

* Note: USB supports iOS audio only.
* Hinweis: USB unterstützt nur iOS Audio.
* Remarque: l'USB prend uniquement en charge l'audio iOS.
* Nota: l'interfaccia USB supporta solo l'audio da dispositivi iOS.
* Nota: USB admite solo audio iOS.
Obs.: USB suporta somente áudio do iOS.
* Примечание: USB поддерживает только iOS audio.
* 注意：USB仅支持iOS音频。
* 注意：USB僅支持iOS音頻。
* 注: USBはiOSのオーディオのみをサポートしています。
* 비고: USB는 iOS 오디오만 지원합니다.

5.

Switch on
Einschalten
Allumer
Attivare
Encendido
Ligar
Включение устройства
打开
打開
電源を入れる
스위치 켜기

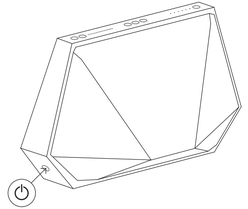

6.

Wi-Fi connection
WLAN-Verbindung
Connexion Wi-Fi
Connessione Wi-Fi
Conexión Wi-Fi
Conexão Wi-Fi
Подключение Wi-Fi
Wi-Fi连接
Wi-Fi連接
Wi-Fi接続
와이파이 연결

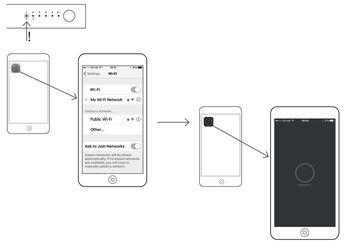

7.

Register
Registrieren
Enregistrement
Registrazione
Registro
Registro
Регистрация
注册
註冊
登録
등록

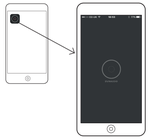

8.
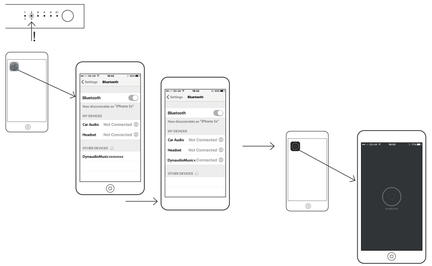
Bluetooth connection
Bluetooth-Verbindung
Connexion Bluetooth
Connessione Bluetooth
Conexión Bluetooth
Conexão Bluetooth
Подключение Bluetooth
蓝牙连接
藍牙連接
Bluetooth接続
블루투스 연결