Annex 1: Measurement diagrams to
T E S T R E P O R T
No.: 17-1-0105501T04a-C1

According to:
FCC Regulations
Part 22, Part 24, Part 27

ISED-Regulations
RSS-132 Issue 3, RSS-133 Issue 6,
RSS-139 Issue 2, RSS-Gen Issue 4
RSS-130 Issue 1

for

Daimler Trucks North America

7 620 000 296
66-10777-001

FCC: 2AKC8CTP10777001
ISED: 22221-CTP10777001
PMN: CTPMIDDTNA
HVIN: CTPMIDDTNA
FVIN: 17.02.S.016

Laboratory Accreditation and Listings		
DAkkS Deutsche Akkreditierungsstelle D-PL-12047-01-01 Accredited EMC-Test Laboratory	Industry Canada Reg. No.: 3462D-1 Reg. No.: 3462D-2 Reg. No.: 3462D-3	VCI Voluntary Controls for Electromagnetic Emissions Reg. No.: R-20013, C-20009, T-20006, G-20013
Wi Fi ALLIANCE AUTHORIZED RF LABORATORY	ctia Authorized™ Test Lab Lab Code: 20011130-00	FCC FEDERAL COMMUNICATIONS COMMISSION USA MRA US-EU 0003
accredited according to DIN EN ISO/IEC 17025		
CETECOM GmbH Laboratory Radio Communications & Electromagnetic Compatibility Im Teelbruch 116 • 45219 Essen • Germany Registered in Essen, Germany, Reg. No.: HRB Essen 8984 Tel.: + 49 (0) 20 54 / 95 19-954 • Fax: + 49 (0) 20 54 / 95 19-964 E-mail: info@cetecom.com • Internet: www.cetecom.com		
Laboratory Accreditation and Listings		

The test results relate only to the individual items which have been tested. This report shall not be reproduced in parts without the written approval of the testing laboratory © Copyright: All rights reserved by CETECOM

Table of contents

1. MEASUREMENT DIAGRAMS LTE-MODE 3

1.1. Power conducted..... 3
1.2. PAPR-Value (CCDF plots)..... 8
1.3. Spurious emissions radiated (LTE Band 2) 30
1.4. Spurious emissions radiated (LTE Band 4) 36
1.5. Spurious emissions radiated (LTE Band 5) 42
1.6. Spurious emissions radiated (LTE Band 7) 48
1.7. Spurious emissions radiated (LTE Band 17) 57
1.8. Radiated emissions – band-edge (LTE Band 2)..... 60
1.9. Radiated emissions – band-edge (LTE Band 4)..... 68
1.10. Radiated emissions – band-edge (LTE Band 5)..... 76
1.11. Radiated emissions – band-edge (LTE Band 7)..... 84
1.12. Radiated emissions – band-edge (LTE Band 17)..... 92

1. Measurement diagrams LTE-mode

1.1. Power conducted

1.1.1. Power conducted LTE-Band 2

LTE-Band 2				QPSK-Modulation			16-QAM-Modulation						
channel bandwidth	ARFCN ch. no.	ARFCN-Frequency [MHz]	Resource block allocation	Peak detektor [dBm]	RMS detektor [dBm]	PAR Faktor [dB]	Peak detektor [dBm]	RMS detektor [dBm]	PAR Faktor [dB]	max. modulation QPSK	max. modulation 16QAM	max. bandwidth	absolute max. value channel/bandwidths
1.4 MHz	18607	1850,7	1 RB low	26,951	21,4049	5,5463	26,4464	20,5594	5,887	21,405	20,559	22,0912	22,2207
			1 RB high	26,948	21,3479	5,6	26,3421	20,465	5,8771				
			50% RB mid	26,876	21,3554	5,5204	26,8752	20,4369	6,4383				
			100% RB	26,562	20,3519	6,21	26,7958	19,4217	7,3741				
	18900	1880	1 RB low	27,081	21,0383	6,0429	26,4464	20,5594	5,887	21,226	20,559		
			1 RB high	27,051	21,2259	5,8249	25,4955	20,232	5,2635				
			50% RB mid	26,976	21,1337	5,8422	26,9068	20,2057	6,7011				
			100% RB	26,693	20,0855	6,607	26,2919	19,1619	7,13				
	19193	1909,3	1 RB low	27,429	21,9481	5,481	26,488	21,0814	5,4066	22,091	21,222		
			1 RB high	27,279	22,0912	5,1879	26,4106	21,2161	5,1945				
			50% RB mid	27,246	21,9855	5,2607	27,3167	21,2218	6,0949				
			100% RB	27,368	20,9676	6,4005	26,7085	20,0147	6,6938				
3 MHz	18615	1851,5	1 RB low	26,617	21,3979	5,2186	25,5314	20,4411	5,0903	21,398	20,441	22,1133	
			1 RB high	26,605	21,1839	5,421	25,3484	20,176	5,1724				
			50% RB mid	26,212	20,2266	5,9855	26,6057	20,3672	6,2385				
			100% RB	26,303	20,2753	6,0274	26,8743	19,3141	7,5602				
	18900	1880	1 RB low	26,339	20,7658	5,5733	25,3796	19,8688	5,5108	21,211	20,376		
			1 RB high	26,58	21,2106	5,3691	25,7039	20,3756	5,3283				
			50% RB mid	26,731	20,1789	6,5525	27,2138	20,1686	7,0452				
			100% RB	26,385	20,1011	6,2842	26,259	19,21	7,049				
	19185	1908,5	1 RB low	26,777	21,5272	5,2493	27,3363	21,2813	6,055	22,113	21,699		
			1 RB high	26,804	22,1133	4,6903	27,1379	21,6988	5,4391				
			50% RB mid	27,317	20,9498	6,367	26,8754	21,0176	5,8578				
			100% RB	26,788	20,9203	5,8681	26,8058	19,9291	6,8767				
5 MHz	18625	1852,5	1 RB low	26,71	21,5388	5,1712	26,5182	20,7604	5,7578	21,54	20,76	22,1228	
			1 RB high	26,477	21,0291	5,4479	26,1986	20,2762	5,9224				
			50% RB mid	27,122	20,1814	6,9409	26,6248	20,2924	6,3324				
			100% RB	26,806	20,2071	6,5985	27,4834	19,2248	8,2586				
	18900	1880	1 RB low	26,612	21,0026	5,6095	26,644	20,0528	6,5912	21,367	20,337		
			1 RB high	26,953	21,3673	5,5859	26,8579	20,3369	6,521				
			50% RB mid	27,194	20,1641	7,0301	27,0917	20,2809	6,8108				
			100% RB	26,435	20,1328	6,3026	27,1359	19,2007	7,9352				
	19175	1907,5	1 RB low	27,223	21,0874	6,136	26,276	20,1454	6,1306	22,123	21,166		
			1 RB high	27,23	22,1228	5,107	26,7329	21,1664	5,5665				
			50% RB mid	27,369	20,763	6,6063	27,3109	20,7512	6,5597				
			100% RB	27,325	20,7529	6,5722	27,3242	19,6265	7,6977				
10 MHz	18650	1855	1 RB low	26,729	21,4882	5,2407	25,6499	20,5687	5,0812	21,49	20,57	22,07	
			1 RB high	26,201	20,4087	5,7921	24,7399	19,4626	5,2773				
			50% RB mid	26,215	19,8642	6,3508	26,7685	18,8616	7,9069				
			100% RB	26,247	19,8822	6,3649	26,325	18,9234	7,4016				
	18900	1880	1 RB low	26,656	21,2246	5,4313	25,9412	20,5443	5,3969	21,506	20,733		
			1 RB high	26,654	21,5062	5,1478	26,0098	20,7327	5,2771				
			50% RB mid	26,785	20,1848	6,6	26,6576	19,2725	7,3851				
			100% RB	26,873	20,2877	6,5855	27,1984	19,2479	7,9505				
	19150	1905	1 RB low	25,934	20,4754	5,4589	26,6953	20,1337	6,5616	22,07	21,74		
			1 RB high	26,965	22,0708	4,8937	27,1935	21,7402	5,4533				
			50% RB mid	26,863	20,1681	6,695	26,4913	19,0386	7,4527				
			100% RB	26,915	20,2297	6,6857	27,2288	19,1435	8,0853				
15 MHz	18675	1857,5	1 RB low	26,547	21,4677	5,0789	25,6939	20,5772	5,1167	21,468	20,577	22,0077	
			1 RB high	25,532	20,0241	5,5079	24,417	19,0968	5,3202				
			50% RB mid	26,78	19,5936	7,1859	27,0312	19,373	7,6582				
			100% RB	26,875	19,6827	7,1927	26,2991	18,726	7,5731				
	18900	1880	1 RB low	26,274	20,8592	5,4148	25,8809	20,5847	5,2962	21,177	20,718		
			1 RB high	26,403	21,1773	5,2253	25,8875	20,7184	5,1691				
			50% RB mid	27,168	20,1771	6,9908	27,3899	20,1982	7,1917				
			100% RB	27,442	20,3147	7,1274	26,7281	19,2413	7,4868				
	19125	1902,5	1 RB low	26,193	20,835	5,3576	26,7903	20,5003	6,29	22,008	21,769		
			1 RB high	26,944	22,0077	4,9362	27,1852	21,7692	5,416				
			50% RB mid	27,052	19,766	7,2859	26,8712	19,6254	7,2458				
			100% RB	27,551	20,0607	7,49	26,5292	18,934	7,5952				
20 MHz	18700	1860	1 RB low	26,841	21,5881	5,2527	27,044	20,8983	6,1457	21,59	20,898	22,22	
			1 RB high	26,11	20,2887	5,8208	26,5255	19,6184	6,9071				
			50% RB mid	26,325	19,4404	6,885	26,6161	19,2278	7,3883				
			100% RB	26,277	19,6241	6,6533	26,6802	18,6353	8,0449				
	18900	1880	1 RB low	26,315	20,5771	5,7381	26,1265	20,0869	6,0396	20,624	20,197		
			1 RB high	26,271	20,6243	5,6463	26,0277	20,0813	5,9464				
			50% RB mid	26,848	20,2828	6,5653	27,1417	20,1969	6,9448				
			100% RB	26,873	20,2113	6,6614	26,8565	19,1834	7,6731				
	19100	1900	1 RB low	26,316	20,6699	5,6458	26,0826	19,9609	6,1217	22,221	21,484		
			1 RB high	27,177	22,2207	4,9561	27,0237	21,4838	5,5399				
			50% RB mid	26,807	19,7672	7,0393	26,4178	19,4853	6,9325				
			100% RB	27,013	19,9018	7,1108	27,5244	18,7545	8,7699				

1.1.2. Power conducted LTE-Band 4

LTE-Band 4				QPSK-Modulation			16-QAM-Modulation						
channel bandwidth	ARFCN ch. no.	ARFCN-Frequency [MHz]	Resource block allocation	Peak detektor [dBm]	RMS detektor [dBm]	PAR Faktor [dB]	Peak detektor [dBm]	RMS detektor [dBm]	PAR Faktor [dB]	max. modulation QPSK	max. modulation 16-QAM	max. channel	absolute max. value
1.4 MHz	19957	1710,7	1RB low	27,045	21,4539	5,5909	26,3712	20,4334	5,9378	21,504	20,56	21,6737	22,218
			1RB high	26,962	21,5035	5,4587	26,4014	20,5603	5,8411				
			50%RB mid	27,009	21,4343	5,575	26,9931	20,5068	6,4863				
			100%RB	26,971	20,4002	6,5704	26,7565	19,4282	7,3283				
	20175	1732,5	1RB low	27,233	21,6737	5,5592	26,6266	20,7232	5,9034	21,674	20,758		
			1RB high	27,031	21,6178	5,4133	26,5248	20,7578	5,767				
			50%RB mid	27,177	21,6544	5,5228	27,1968	20,752	6,4448				
			100%RB	26,877	20,629	6,2478	26,9473	19,683	7,2643				
	20393	1754,3	1RB low	26,465	20,7939	5,6708	25,8556	19,9193	5,9363	20,856	19,963		
			1RB high	26,533	20,856	5,6774	25,8638	19,9458	5,918				
			50%RB mid	26,497	20,7566	5,7399	26,5241	19,963	6,5611				
			100%RB	26,395	19,8545	6,5408	25,7696	18,6784	7,0912				
3 MHz	19965	1711,5	1RB low	26,524	21,3984	5,1259	27,0072	21,076	5,9312	21,444	21,124	21,6312	
			1RB high	26,45	21,4444	5,0054	26,9362	21,1238	5,8124				
			50%RB mid	27,091	20,4476	6,6435	26,4668	20,5865	5,8803				
			100%RB	26,724	20,4428	6,2813	26,5978	19,4978	7,1				
	20175	1732,5	1RB low	26,632	21,5527	5,0795	27,1727	21,2275	5,9452	21,631	21,305		
			1RB high	26,637	21,6312	5,0053	27,1478	21,3053	5,8425				
			50%RB mid	27,305	20,6714	6,6337	26,6935	20,8043	5,8892				
			100%RB	27,289	20,6366	6,652	27,0681	19,718	7,3501				
	20385	1753,5	1RB low	25,83	20,6732	5,1571	26,4093	20,4419	5,9674	20,796	20,562		
			1RB high	25,972	20,7963	5,1753	26,5739	20,5621	6,0118				
			50%RB mid	26,608	19,88	6,7282	25,8765	19,9382	5,9383				
			100%RB	26,382	19,8151	6,5668	25,4002	18,7128	6,6874				
5 MHz	19975	1712,5	1RB low	27,282	21,4913	5,7902	26,3688	20,5056	5,8632	21,491	20,514	21,8185	
			1RB high	27,086	21,4891	5,5966	26,213	20,5144	5,6986				
			50%RB mid	26,915	20,4626	6,4524	26,9016	20,4922	6,4094				
			100%RB	26,916	20,4692	6,4469	26,5568	19,504	7,0528				
	20175	1732,5	1RB low	27,41	21,6049	5,805	26,4932	20,6265	5,8667	21,819	20,828		
			1RB high	27,552	21,8185	5,7334	26,5816	20,8279	5,7537				
			50%RB mid	27,316	20,6797	6,636	27,119	20,7225	6,3965				
			100%RB	27,151	20,6734	6,4772	27,2683	19,7142	7,5541				
	20375	1752,5	1RB low	26,623	20,831	5,7919	25,7402	19,9406	5,7996	20,887	19,983		
			1RB high	26,863	20,8874	5,9755	25,7856	19,9832	5,8024				
			50%RB mid	26,785	19,849	6,9359	26,3894	19,874	6,5154				
			100%RB	26,331	19,8345	6,4968	26,2775	18,7052	7,5723				
10 MHz	20000	1715	1RB low	26,583	21,4951	5,0874	27,0688	21,1453	5,9235	21,495	21,145	22,04	
			1RB high	26,373	21,2707	5,1025	26,8247	20,939	5,8857				
			50%RB mid	26,851	20,4665	6,3847	26,5324	19,5562	6,9762				
			100%RB	26,893	20,449	6,4438	27,1034	19,4547	7,6487				
	20175	1732,5	1RB low	26,808	21,3578	5,4502	27,0689	21,0125	6,0564	22,04	21,644		
			1RB high	27,226	22,0354	5,1909	27,4559	21,6435	5,8124				
			50%RB mid	27,051	20,7063	6,3445	26,8112	19,7911	7,0201				
			100%RB	27,081	20,7171	6,3636	27,5415	19,7289	7,8126				
	20350	1750	1RB low	26,25	21,3142	4,9354	26,6558	20,9828	5,673	21,31	20,983		
			1RB high	26,098	20,8641	5,2343	26,667	20,599	6,068				
			50%RB mid	26,365	19,93	6,4343	25,8964	18,8689	7,0275				
			100%RB	26,505	20,0461	6,4589	26,5846	18,8912	7,6934				
15 MHz	20025	1717,5	1RB low	26,588	21,4792	5,1086	27,0955	21,1903	5,9052	21,479	21,19	21,9609	
			1RB high	26,352	21,1858	5,1658	26,8798	20,8788	6,001				
			50%RB mid	26,927	20,3555	6,5711	26,8546	20,3463	6,5083				
			100%RB	27,424	20,3824	7,0415	26,8601	19,4243	7,4358				
	20175	1732,5	1RB low	26,494	21,3104	5,1836	25,6418	20,441	5,2008	21,961	21,619		
			1RB high	26,895	21,9609	4,9343	27,3355	21,6191	5,7164				
			50%RB mid	27,374	20,7185	6,6553	27,2721	20,7436	6,5285				
			100%RB	27,623	20,7053	6,9174	27,2389	19,7646	7,4743				
	20325	1747,5	1RB low	26,635	21,7151	4,9203	27,1134	21,4359	5,6775	21,715	21,436		
			1RB high	26,062	20,8074	5,2545	25,2268	20,0139	5,2129				
			50%RB mid	26,654	20,2346	6,4193	26,5687	20,2068	6,3619				
			100%RB	27,219	20,279	6,9398	26,4068	19,1067	7,3001				
20 MHz	20050	1720	1RB low	26,931	21,7496	5,1814	26,8349	21,0201	5,8148	21,75	21,02	22,2175	
			1RB high	27,069	21,6991	5,3703	26,8964	20,9726	5,9238				
			50%RB mid	26,755	20,3275	6,4278	26,6933	20,3105	6,3828				
			100%RB	26,974	20,425	6,5492	27,4553	19,4508	8,0045				
	20175	1732,5	1RB low	26,688	21,4371	5,251	26,5627	20,7244	5,8383	21,933	21,984		
			1RB high	26,992	21,9329	5,0591	26,8277	21,207	5,6207				
			50%RB mid	27,283	20,772	6,5105	27,1446	20,7643	6,3803				
			100%RB	27,257	20,7327	6,5241	25,2052	21,9841	3,2211				
	20300	1745	1RB low	27,293	22,2175	5,0756	27,1594	21,5225	5,6369	22,218	21,523		
			1RB high	26,447	21,0117	5,4353	26,2831	20,2941	5,989				
			50%RB mid	26,729	20,5595	6,1698	26,7695	20,4601	6,3094				
			100%RB	26,898	20,4943	6,4033	27,3418	19,4869	7,8549				

1.1.3. Power conducted LTE-Band 5

LTE-Band 5				QPSK-Modulation			16-QAM-Modulation						
channel bandwidth	ARFCN ch. no.	ARFCN-Frequency [MHz]	Resource block allocation	Peak detektor [dBm]	RMS detektor [dBm]	PAR Faktor [dB]	Peak detektor [dBm]	RMS detektor [dBm]	PAR Faktor [dB]	max. modulation QPSK	max. modulation 16-QAM	max. channel	absolute max. value
1.4 MHz	20407	824.7	1RB low	27,338	21,6406	5,6975	26,2249	20,8048	5,4201	21,88	20,92	21,88	22,24
			1RB high	27,279	21,8805	5,3983	26,7237	20,9211	5,8026				
			50%RB mid	27,295	21,7124	5,5824	27,2901	20,8365	6,4536				
			100%RB	27,229	20,6629	6,5662	26,9533	19,6523	7,301				
	20525	**836.5**	1RB low	27,15	21,1697	5,9798	26,4225	20,2026	6,2199	21,17	20,21		
			1RB high	27,206	21,1701	6,0361	26,4194	20,21	6,2094				
			50%RB mid	27,12	21,0656	6,0498	27,1179	20,201	6,9169				
			100%RB	26,581	20,081	6,5	26,5774	19,0747	7,5027				
	20643	**848.3**	1RB low	26,369	**21,8736**	4,4956	26,0225	20,9485	5,074	**21,87**	20,95		
			1RB high	26,282	21,7141	4,5678	25,9433	20,8478	5,0955				
			50%RB mid	26,333	21,7375	4,5955	26,2926	20,9064	5,3862				
			100%RB	26,513	20,7948	5,7186	26,3767	19,8417	6,535				
3 MHz	20415	825.5	1RB low	26,733	21,4895	5,2439	27,369	21,2341	6,1349	22,11	21,81	22,11	
			1RB high	26,773	22,1051	4,668	27,1669	21,8095	5,3574				
			50%RB mid	27,325	20,9291	6,3957	26,7128	21,0584	5,6544				
			100%RB	27,359	20,8772	6,4819	26,9998	19,881	7,1188				
	20525	**836.5**	1RB low	26,479	21,158	5,3212	27,0685	20,8627	6,2058	21,16	20,86		
			1RB high	26,57	21,1092	5,4606	27,4139	20,8362	6,5777				
			50%RB mid	27,306	20,093	7,2125	26,4626	20,229	6,2336				
			100%RB	26,628	20,1136	6,5146	26,7217	19,0853	7,6364				
	20635	847.5	1RB low	26,315	21,9303	4,3847	26,74	21,5848	5,1552	21,93	21,58		
			1RB high	26,007	21,7285	4,2782	26,3487	21,3377	5,011				
			50%RB mid	26,433	20,9362	5,4972	26,0578	20,9919	5,0659				
			100%RB	26,614	20,9547	5,6597	26,2476	19,9947	6,2529				
5 MHz	20425	826.5	1RB low	27,7	21,6996	6,0007	26,6709	20,7133	5,9576	22,24	21,27	**22,24**	
			1RB high	27,063	**22,2385**	4,8248	26,4901	21,2713	5,2188				
			50%RB mid	27,387	21,0963	6,2907	26,9832	21,2051	5,7781				
			100%RB	27,136	21,1031	6,0328	27,4316	20,0519	7,3797				
	20525	**836.5**	1RB low	27,138	21,3532	5,7849	26,3066	20,3884	5,9182	**21,35**	20,39		
			1RB high	27,794	21,14	6,6541	26,3047	20,1718	6,1329				
			50%RB mid	27,392	20,1274	7,2646	27,2538	20,168	7,0858				
			100%RB	26,846	20,1309	6,7151	27,0296	19,1245	7,9051				
	20625	846.5	1RB low	27,389	21,8452	5,544	26,5132	20,8959	5,6173	21,85	21,09		
			1RB high	26,522	21,7502	4,7713	25,9131	20,809	5,1041				
			50%RB mid	26,881	21,0302	5,8504	26,6123	21,0886	5,5237				
			100%RB	26,971	21,0241	5,947	26,5859	19,9773	6,6086				
10 MHz	20450	829	1RB low	26,843	21,7001	5,143	27,4407	21,365	6,0757	21,70	21,37	21,85	
			1RB high	26,512	21,5388	4,9727	26,8928	21,2116	5,6812				
			50%RB mid	26,707	21,1757	5,5317	26,5704	20,2538	6,3166				
			100%RB	27,194	21,0607	6,1332	27,5001	20,0339	7,4662				
	20525	**836.5**	1RB low	26,402	**21,7693**	4,6328	26,7598	21,3964	5,3634	21,77	21,40		
			1RB high	26,839	21,3199	5,5188	27,7285	21,0375	6,691				
			50%RB mid	26,994	20,1484	6,8452	26,6523	19,2082	7,4441				
			100%RB	27,122	20,3073	6,8151	26,4641	19,237	7,2271				
	20600	844	1RB low	26,71	21,2089	5,5008	27,635	20,9156	6,7194	21,85	21,45		
			1RB high	26,246	21,8492	4,3964	26,4358	21,4532	4,9826				
			50%RB mid	26,988	20,9125	6,0757	26,795	19,8854	6,9096				
			100%RB	27,026	20,825	6,2011	27,4849	19,7934	7,6915				

1.1.4. Power conducted LTE-Band 7

LTE-Band 7				QPSK-Modulation			16-QAM-Modulation						
channel bandwidth	ARFCN ch. no.	ARFCN-Frequency [MHz]	Resource block allocation	Peak detektor [dBm]	RMS detektor [dBm]	PAR Faktor [dB]	Peak detektor [dBm]	RMS detektor [dBm]	PAR Faktor [dB]	max- modulation QPSK	max. modulation 16-QAM	max. channel	absolute max. value
5 MHz	20775	2502,5	1RB low	25,31	19,1304	6,18	23,814	18,1916	5,6224	19,13	18,378	21,73	21,81
			1RB high	25,136	19,1089	6,0272	23,9762	18,3783	5,5979				
			50%RB mid	25,163	18,1577	7,0052	24,965	18,2582	6,7068				
			100%RB	24,554	18,2072	6,3471	24,634	17,2534	7,3806				
	21100	2535	1RB low	24,89	20,5637	4,3267	24,4315	19,6922	4,7393	20,564	19,692		
			1RB high	25,007	20,1024	4,9044	24,4209	19,1796	5,2413				
			50%RB mid	25,141	19,3885	5,7521	24,683	19,5027	5,1803				
			100%RB	25,114	19,3859	5,7282	25,3437	18,6039	6,7398				
	21425	2567,5	1RB low	26,417	21,6235	4,7931	25,8519	20,7767	5,0752	21,735	20,966		
			1RB high	26,22	21,7348	4,4853	25,7912	20,8986	4,8926				
			50%RB mid	26,647	20,8834	5,7636	26,2341	20,966	5,2681				
			100%RB	26,245	20,568	5,677	26,7405	20,1103	6,6302				
10 MHz	20800	2505	1RB low	24,169	19,0268	5,1426	24,8593	19,135	5,7243	19,504	19,362	21,67	
			1RB high	24,403	19,5035	4,8994	25,2336	19,362	5,8716				
			50%RB mid	24,715	18,2393	6,476	24,4424	17,4047	7,0377				
			100%RB	25,014	18,2913	6,7225	25,147	17,4056	7,7414				
	21000	2535	1RB low	24,565	20,7785	3,786	24,7328	20,4163	4,3165	20,779	20,416		
			1RB high	24,543	19,7083	4,8343	24,9225	19,4464	5,4761				
			50%RB mid	24,989	19,4483	5,541	24,6332	18,6779	5,9553				
			100%RB	25,359	19,4841	5,8745	25,5765	18,6893	6,8872				
	21400	2565	1RB low	25,528	20,609	4,9193	26,2116	20,4391	5,7725	21,671	21,381		
			1RB high	25,915	21,6712	4,244	26,1239	21,381	4,7429				
			50%RB mid	26,447	20,6189	5,828	26,1491	19,9041	6,245				
			100%RB	26,59	20,5269	6,0631	27,0062	19,7535	7,2527				
15 MHz	20825	2507,5	1RB low	24,297	19,0816	5,2158	24,9709	18,8252	6,1457	20,354	20,1	21,67	
			1RB high	25,097	20,3541	4,7427	25,5797	20,1002	5,4795				
			50%RB mid	25,031	18,5908	6,4402	25,5029	18,5569	6,946				
			100%RB	25,579	18,7206	6,8579	25,0403	17,7004	7,3399				
	21100	2535	1RB low	25,234	20,9506	4,283	25,5513	20,5561	4,9952	20,951	20,556		
			1RB high	24,628	20,717	3,911	24,7803	20,3223	4,458				
			50%RB mid	24,991	20,2635	4,7271	25,161	20,2654	4,8956				
			100%RB	26,092	20,1927	5,8988	25,6771	19,3914	6,2857				
	21375	2562,5	1RB low	25,058	20,0115	5,0464	25,6411	19,6902	5,9509	21,671	21,332		
			1RB high	25,876	21,6711	4,2046	26,117	21,332	4,785				
			50%RB mid	26,295	20,3303	5,9644	26,52	20,3479	6,1721				
			100%RB	25,856	20,568	5,288	26,405	19,2824	7,1226				
20 MHz	20850	2510	1RB low	24,528	19,3205	5,2075	24,3695	18,6488	5,7207	21,113	20,433	21,81	
			1RB high	25,393	21,1128	4,28	25,2404	20,4334	4,807				
			50%RB mid	25,442	18,9496	6,4919	25,6396	18,8759	6,7637				
			100%RB	25,401	19,0048	6,3961	26,2309	18,1703	8,0606				
	21100	2535	1RB low	25,514	20,9285	4,5857	25,292	20,2642	5,0278	20,929	20,306		
			1RB high	24,735	20,5542	4,1808	24,6088	19,8842	4,7246				
			50%RB mid	25,193	20,297	4,8962	25,1605	20,3057	4,8548				
			100%RB	25,824	20,1387	5,6852	26,2247	19,3446	6,8801				
	21300	2555	1RB low	25,046	19,4518	5,5946	24,8269	18,8482	5,9787	21,811	21,271		
			1RB high	26,114	21,8109	4,3028	26,0749	21,2708	4,8041				
			50%RB mid	26,128	19,8047	6,3236	26,4861	19,8539	6,6322				
			100%RB	26,197	19,9056	6,2918	26,8748	19,0159	7,8589				

1.1.5. Power conducted LTE-Band 17

LTE-Band 17				QPSK-Modulation			16-QAM-Modulation						
channel bandwidth	ARFCN ch. no.	ARFCN-Frequency [MHz]	Resource block allocation	Peak detektor [dBm]	RMS detektor [dBm]	PAR Faktor [dB]	Peak detektor [dBm]	RMS detektor [dBm]	PAR Faktor [dB]	max- modulatio	max. modulatio	max. channel	absolute max. value
5 MHz	23755	706,5	1RB low	27,726	22,0732	5,6527	26,8844	21,0836	5,801	22,307	21,297	22,31	22,42
			1RB high	27,713	22,3069	5,4064	26,9551	21,2971	5,658				
			50%RB mid	27,7	21,2113	6,4886	27,3303	21,2884	6,042				
			100%RB	27,532	21,1813	6,3504	27,4538	20,1825	7,271				
	23790	710	1RB low	27,582	22,2551	5,327	26,851	21,2344	5,617	22,255	21,234		
			1RB high	28,148	21,5688	6,5789	26,6385	20,5685	6,07				
			50%RB mid	27,5	21,0195	6,4803	27,7442	21,0449	6,699				
			100%RB	27,354	20,9976	6,356	27,219	19,9816	7,237				
	23825	713,5	1RB low	28,209	21,8198	6,389	26,7921	20,7959	5,996	21,873	20,955		
			1RB high	27,952	21,873	6,079	26,9238	20,9546	5,969				
			50%RB mid	27,571	20,5736	6,9974	27,8513	20,5686	7,283				
			100%RB	27,218	20,6491	6,5684	27,2954	19,6095	7,686				
10 MHz	23780	709	1RB low	27,144	22,1262	5,0178	27,5746	21,6843	5,89	22,126	21,684	22,42	
			1RB high	27,209	21,7171	5,4915	28,0042	21,3114	6,693				
			50%RB mid	27,427	21,1515	6,2759	27,1619	20,1873	6,975				
			100%RB	27,49	21,0113	6,479	27,9039	20,0023	7,902				
	23790	710	1RB low	27,196	22,3767	4,8189	27,4728	21,9071	5,566	22,377	21,907		
			1RB high	27,192	21,7265	5,4655	28,0059	21,3309	6,675				
			50%RB mid	27,413	21,0098	6,4036	27,304	20,0655	7,239				
			100%RB	27,501	21,0083	6,4922	27,9559	19,9594	7,997				
	23800	711	1RB low	27,146	22,4247	4,7217	27,4247	21,9594	5,465	22,425	21,959		
			1RB high	27,631	21,9158	5,7151	27,977	21,6641	6,313				
			50%RB mid	27,555	20,8767	6,6787	27,2518	19,881	7,371				
			100%RB	27,188	20,974	6,2138	27,8926	19,9097	7,983				

1.2. PAPR-Value (CCDF plots)

1.2.1. LTE Band 2

Worst-Case of each maximum Peak power value was tested with the CCDF method

1.2.1.1. 1.4MHz signal bandwidth

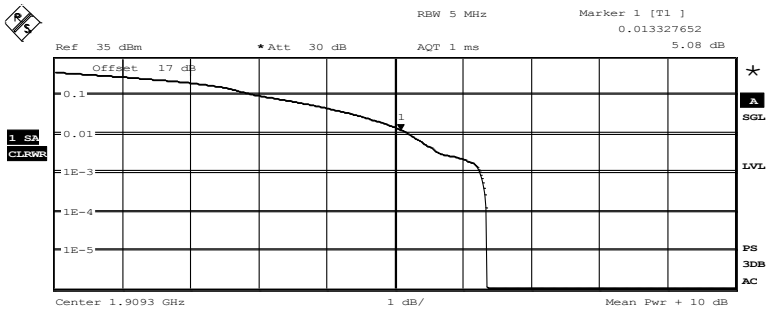

Complementary Cumulative Distribution Function
NOF samples: 8000, Usable BW: 7.1MHz

	Trace 1
Mean	21.50 dBm
Peak	27.85 dBm
Crest	6.35 dB
10 %	3.04 dB
1 %	5.21 dB
.1 %	6.25 dB
.01 %	6.35 dB

Date: 21.SEP.2017 12:44:17

Diagram: QPSK 1.4 MHz CH19193, 1 RB high

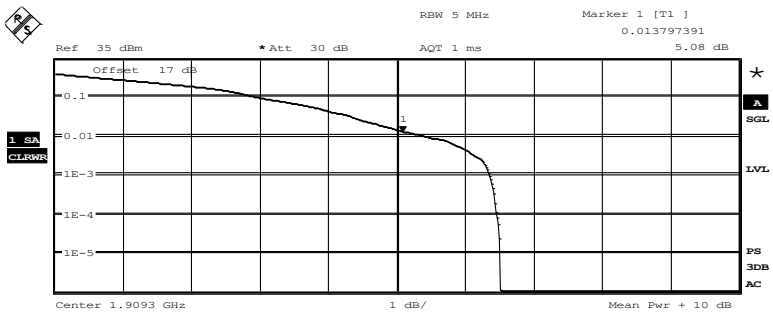

Complementary Cumulative Distribution Function
NOF samples: 8000, Usable BW: 7.1MHz

	Trace 1
Mean	21.34 dBm
Peak	27.85 dBm
Crest	6.51 dB
10 %	3.01 dB
1 %	5.43 dB
.1 %	6.36 dB
.01 %	6.46 dB

Date: 21.SEP.2017 12:49:40

Diagram: 16 QAM 1.4 MHz CH19193, 50% RB

1.2.1.2. 3MHz signal bandwidth

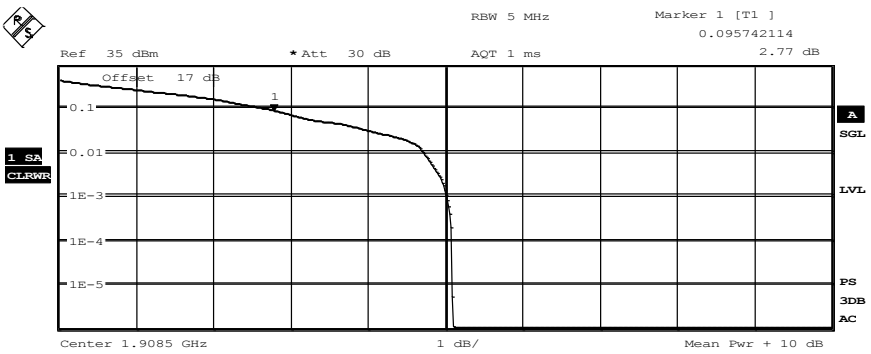

Complementary Cumulative Distribution Function
NOF samples: 8000, Usable BW: 7.1MHz

	Trace 1
Mean	22.48 dBm
Peak	27.57 dBm
Crest	5.09 dB
10 %	2.72 dB
1 %	4.73 dB
.1 %	5.02 dB
.01 %	5.10 dB

Date: 21.SEP.2017 13:16:27

Diagram: QPSK 3 MHz CH19185, 1 RB high

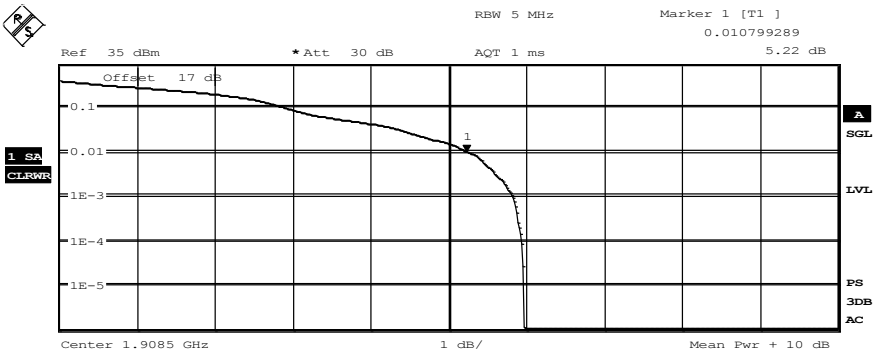

Complementary Cumulative Distribution Function
NOF samples: 8000, Usable BW: 7.1MHz

	Trace 1
Mean	21.61 dBm
Peak	27.57 dBm
Crest	5.96 dB
10 %	2.93 dB
1 %	5.27 dB
.1 %	5.83 dB
.01 %	5.95 dB

Date: 21.SEP.2017 13:17:56

Diagram: 16 QAM 3 MHz CH19185, 1 RB high

1.2.1.3. 5MHz signal bandwidth

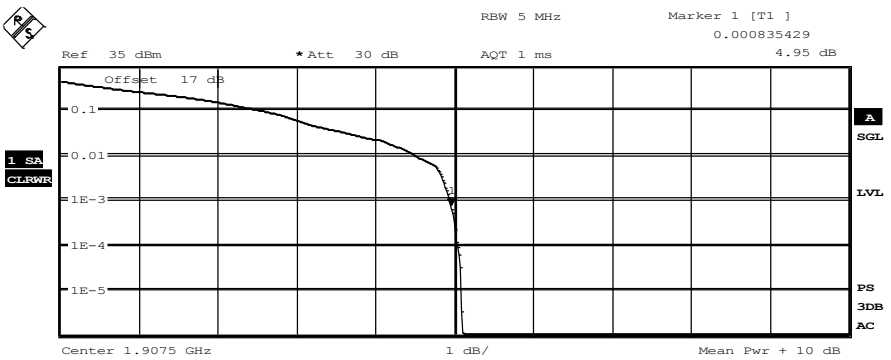

Complementary Cumulative Distribution Function
NOF samples: 8000, Usable BW: 7.1MHz

	Trace 1
Mean	22.34 dBm
Peak	27.43 dBm
Crest	5.09 dB
10 %	2.60 dB
1 %	4.50 dB
.1 %	4.94 dB
.01 %	5.05 dB

Date: 21.SEP.2017 13:20:28

Diagram: QPSK 5 MHz CH19175, 1 RB high

Complementary Cumulative Distribution Function
NOF samples: 8000, Usable BW: 7.1MHz

	Trace 1
Mean	21.28 dBm
Peak	27.21 dBm
Crest	5.93 dB
10 %	3.06 dB
1 %	4.82 dB
.1 %	5.83 dB
.01 %	5.93 dB

Date: 21.SEP.2017 13:21:16

Diagram: 16 QAM 5 MHz CH19175, 1 RB high

1.2.1.4. 10MHz signal bandwidth

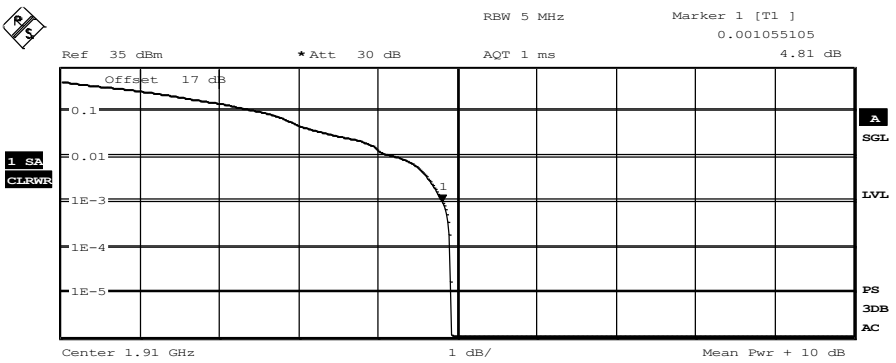

Complementary Cumulative Distribution Function
NOF samples: 8000, Usable BW: 7.1MHz

	Trace 1
Mean	22.65 dBm
Peak	27.57 dBm
Crest	4.91 dB
10 %	2.55 dB
1 %	4.25 dB
.1 %	4.81 dB
.01 %	4.92 dB

Date: 21.SEP.2017 13:34:38

Diagram: QPSK 10 MHz CH19150, 1 RB high

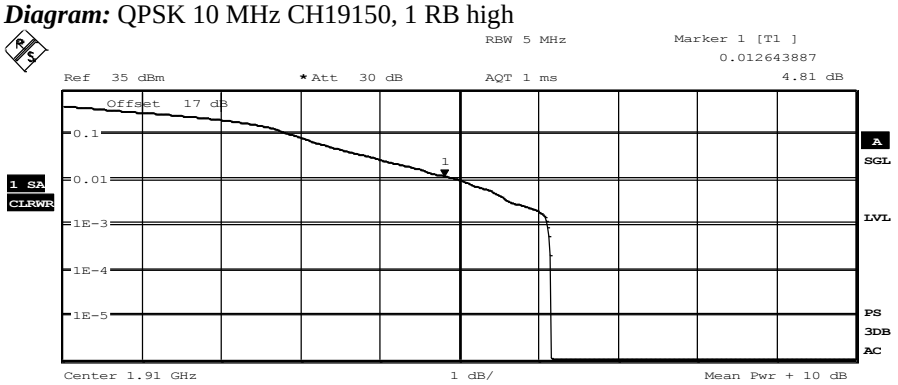

Complementary Cumulative Distribution Function
NOF samples: 8000, Usable BW: 7.1MHz

	Trace 1
Mean	21.62 dBm
Peak	27.78 dBm
Crest	6.15 dB
10 %	2.92 dB
1 %	5.02 dB
.1 %	6.12 dB
.01 %	6.17 dB

Date: 21.SEP.2017 13:35:58

Diagram: 16 QAM 10 MHz CH19150, 1 RB high

1.2.1.5. 15MHz signal bandwidth

Complementary Cumulative Distribution Function
NOF samples: 8000, Usable BW: 7.1MHz

	Trace 1
Mean	22.67 dBm
Peak	27.71 dBm
Crest	5.04 dB
10 %	2.61 dB
1 %	4.18 dB
.1 %	4.97 dB
.01 %	5.05 dB

Date: 21.SEP.2017 13:38:11

Diagram: QPSK 15 MHz CH19125, 1 RB high

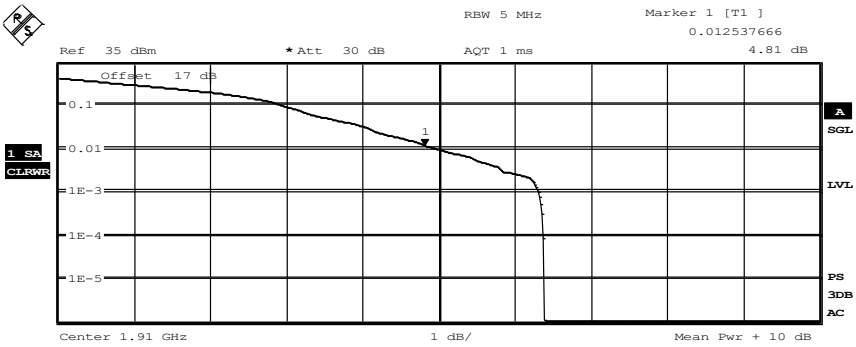

Complementary Cumulative Distribution Function
NOF samples: 8000, Usable BW: 7.1MHz

	Trace 1
Mean	21.48 dBm
Peak	27.85 dBm
Crest	6.37 dB
10 %	2.96 dB
1 %	5.02 dB
.1 %	6.31 dB
.01 %	6.38 dB

Date: 21.SEP.2017 13:39:02

Diagram: 16 QAM 15 MHz CH19125, 1 RB high

1.2.1.6. 20MHz signal bandwidth

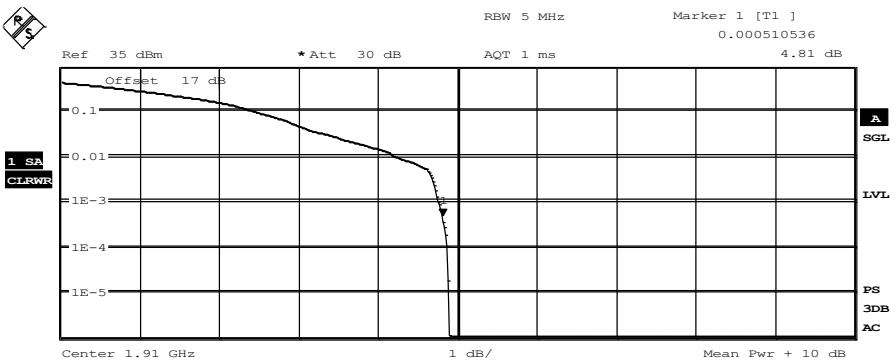

Complementary Cumulative Distribution Function
NOF samples: 8000, Usable BW: 7.1MHz

	Trace 1
Mean	20.99 dBm
Peak	25.87 dBm
Crest	4.88 dB
10 %	2.47 dB
1 %	4.23 dB
.1 %	4.76 dB
.01 %	4.87 dB

Date: 21.SEP.2017 13:40:38

Diagram: QPSK 20 MHz CH19100, 1 RB high

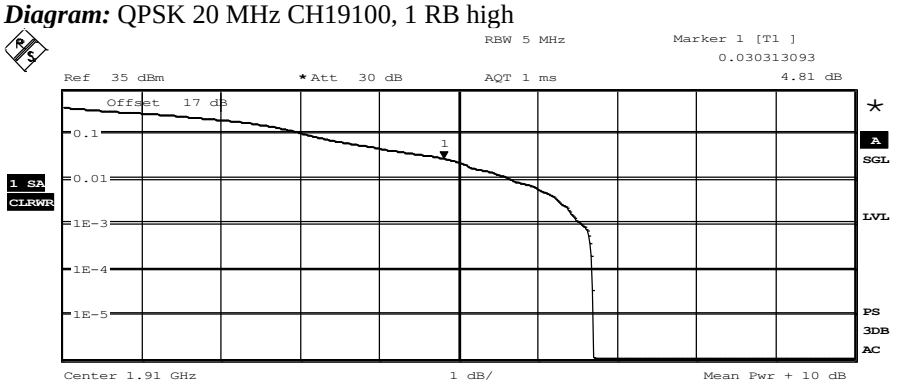

Complementary Cumulative Distribution Function
NOF samples: 8000, Usable BW: 7.1MHz

	Trace 1
Mean	19.96 dBm
Peak	26.65 dBm
Crest	6.69 dB
10 %	3.11 dB
1 %	5.67 dB
.1 %	6.55 dB
.01 %	6.70 dB

Date: 21.SEP.2017 13:41:28

Diagram: 16 QAM 20 MHz CH19100, 1 RB high

1.2.2. LTE Band 4

Worst-Case of each maximum Peak power value was tested with the CCDF method

1.2.2.1. 1.4MHz signal bandwidth

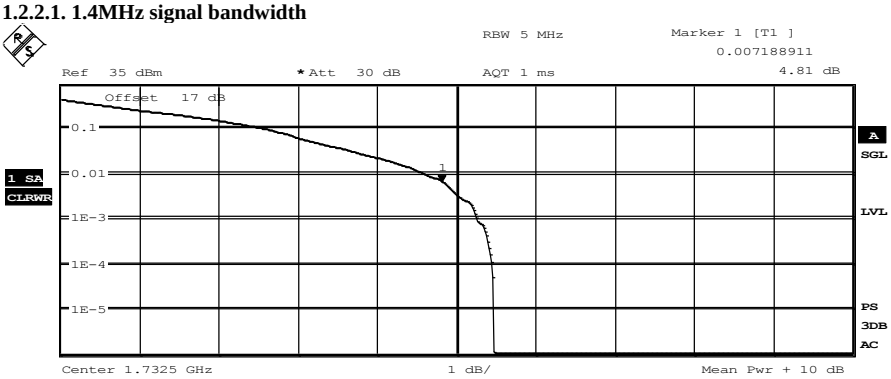

Complementary Cumulative Distribution Function
NOF samples: 8000, Usable BW: 7.1MHz

	Trace 1
Mean	22.24 dBm
Peak	27.71 dBm
Crest	5.47 dB
10 %	2.63 dB
1 %	4.62 dB
.1 %	5.26 dB
.01 %	5.45 dB

Date: 21.SEP.2017 13:44:51

Diagram: QPSK 1.4 MHz CH20175, 1 RB low

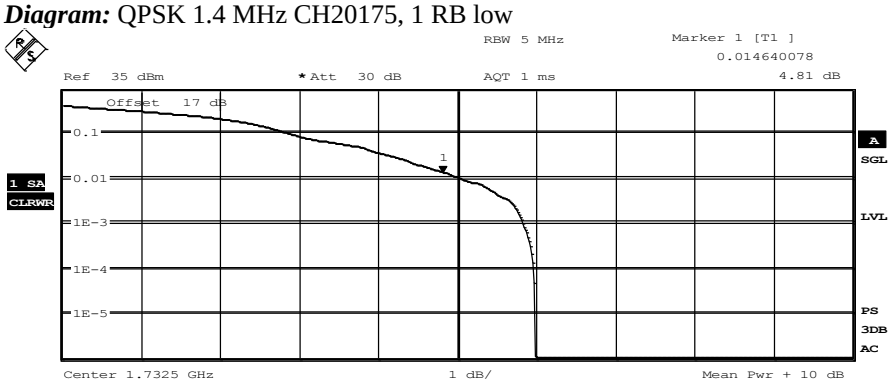

Complementary Cumulative Distribution Function
NOF samples: 8000, Usable BW: 7.1MHz

	Trace 1
Mean	21.38 dBm
Peak	27.36 dBm
Crest	5.98 dB
10 %	2.90 dB
1 %	5.06 dB
.1 %	5.83 dB
.01 %	5.96 dB

Date: 21.SEP.2017 13:46:06

Diagram: 16 QAM 1.4 MHz CH20175, 1 RB high

1.2.2.2. 3MHz signal bandwidth

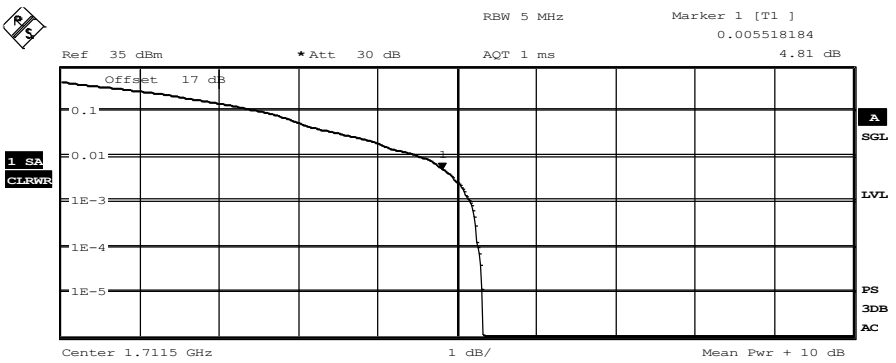

Complementary Cumulative Distribution Function
NOF samples: 8000, Usable BW: 7.1MHz

	Trace 1
Mean	21.90 dBm
Peak	27.21 dBm
Crest	5.32 dB
10 %	2.58 dB
1 %	4.54 dB
.1 %	5.16 dB
.01 %	5.27 dB

Date: 21.SEP.2017 13:48:05

Diagram: QPSK 3 MHz CH19965, 1 RB high

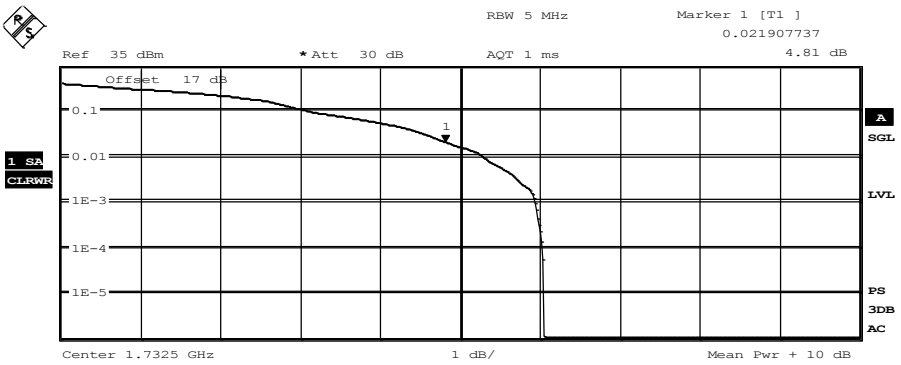

Complementary Cumulative Distribution Function
NOF samples: 8000, Usable BW: 7.1MHz

	Trace 1
Mean	21.17 dBm
Peak	27.21 dBm
Crest	6.04 dB
10 %	3.16 dB
1 %	5.29 dB
.1 %	5.95 dB
.01 %	6.03 dB

Date: 21.SEP.2017 13:50:28

Diagram: 16 QAM 3 MHz CH20175, 1 RB high

1.2.2.3. 5MHz signal bandwidth

Complementary Cumulative Distribution Function
NOF samples: 8000, Usable BW: 7.1MHz

	Trace 1
Mean	22.15 dBm
Peak	27.28 dBm
Crest	5.13 dB
10 %	2.77 dB
1 %	4.47 dB
.1 %	5.00 dB
.01 %	5.13 dB

Date: 21.SEP.2017 13:57:04

Diagram: QPSK 5 MHz CH20175, 1 RB high

Complementary Cumulative Distribution Function
NOF samples: 8000, Usable BW: 7.1MHz

	Trace 1
Mean	20.98 dBm
Peak	27.14 dBm
Crest	6.16 dB
10 %	3.06 dB
1 %	5.48 dB
.1 %	6.03 dB
.01 %	6.11 dB

Date: 21.SEP.2017 13:58:03

Diagram: 16 QAM 5 MHz CH20175, 1 RB high

1.2.2.4. 10MHz signal bandwidth

Complementary Cumulative Distribution Function
NOF samples: 8000, Usable BW: 7.1MHz

	Trace 1
Mean	22.49 dBm
Peak	27.85 dBm
Crest	5.36 dB
10 %	2.84 dB
1 %	4.70 dB
.1 %	5.26 dB
.01 %	5.35 dB

Date: 21.SEP.2017 14:00:54

Diagram: QPSK 10 MHz CH20175, 1 RB high

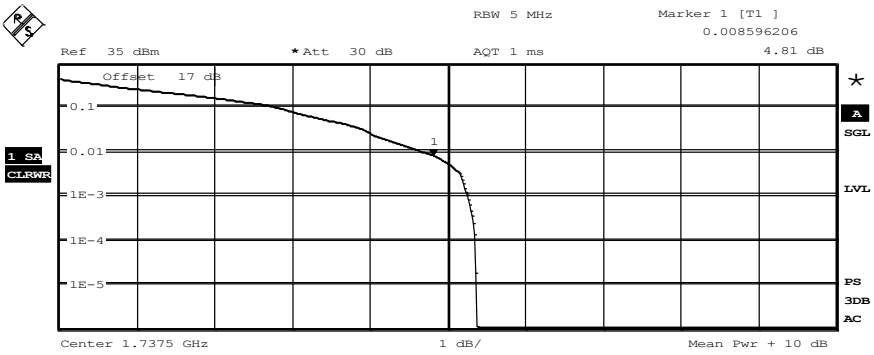

Complementary Cumulative Distribution Function
NOF samples: 8000, Usable BW: 7.1MHz

	Trace 1
Mean	22.49 dBm
Peak	27.85 dBm
Crest	5.36 dB
10 %	2.84 dB
1 %	4.70 dB
.1 %	5.26 dB
.01 %	5.35 dB

Date: 21.SEP.2017 14:01:39

Diagram: 16 QAM 10 MHz CH20175, 1 RB high

1.2.2.5. 15MHz signal bandwidth

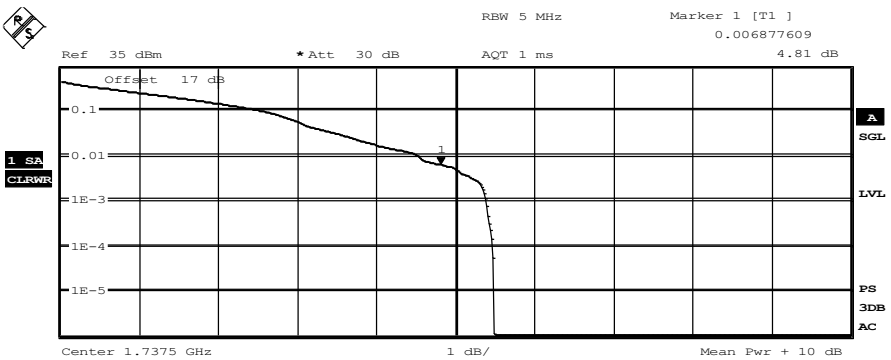

Complementary Cumulative Distribution Function
NOF samples: 8000, Usable BW: 7.1MHz

	Trace 1
Mean	22.51 dBm
Peak	27.99 dBm
Crest	5.48 dB
10 %	2.60 dB
1 %	4.52 dB
.1 %	5.38 dB
.01 %	5.46 dB

Date: 21.SEP.2017 14:03:00

Diagram: QPSK 15 MHz CH20175, 1 RB high

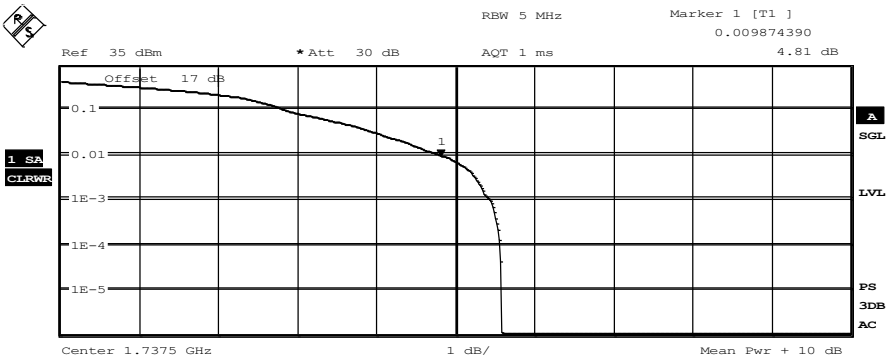

Complementary Cumulative Distribution Function
NOF samples: 8000, Usable BW: 7.1MHz

	Trace 1
Mean	21.78 dBm
Peak	27.36 dBm
Crest	5.58 dB
10 %	2.85 dB
1 %	4.81 dB
.1 %	5.43 dB
.01 %	5.56 dB

Date: 21.SEP.2017 14:03:46

Diagram: 16 QAM 15 MHz CH20175, 1 RB high

1.2.2.6. 20MHz signal bandwidth

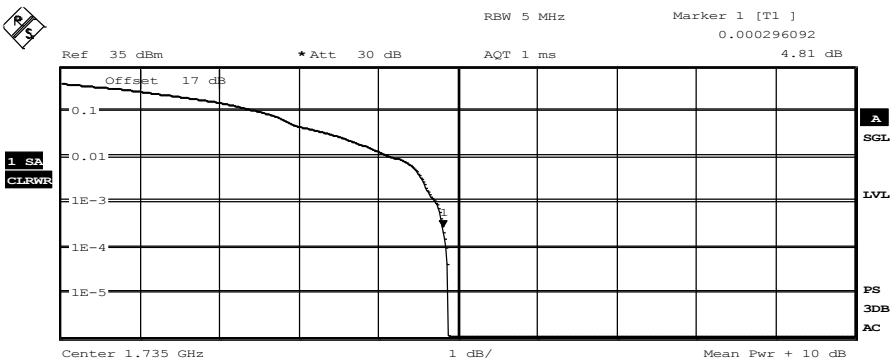

Complementary Cumulative Distribution Function
NOF samples: 8000, Usable BW: 7.1MHz

	Trace 1
Mean	22.83 dBm
Peak	27.71 dBm
Crest	4.88 dB
10 %	2.53 dB
1 %	4.17 dB
.1 %	4.71 dB
.01 %	4.86 dB

Date: 21.SEP.2017 14:06:23

Diagram: QPSK 20 MHz CH20300, 1 RB low

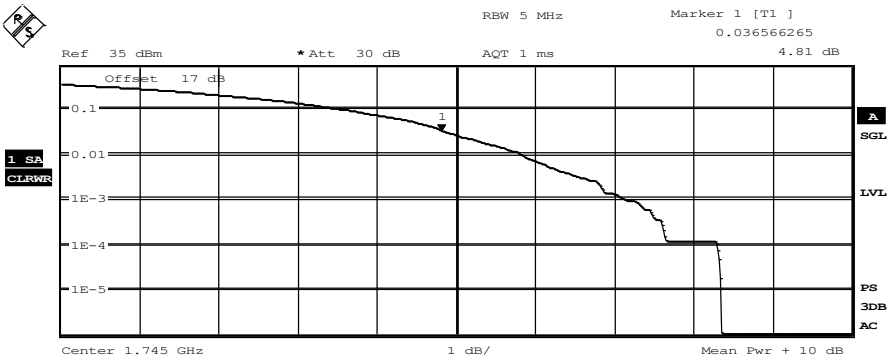

Complementary Cumulative Distribution Function
NOF samples: 8000, Usable BW: 7.1MHz

	Trace 1
Mean	16.47 dBm
Peak	24.82 dBm
Crest	8.35 dB
10 %	3.67 dB
1 %	5.83 dB
.1 %	7.23 dB
.01 %	8.30 dB

Date: 21.SEP.2017 14:08:34

Diagram: 16 QAM 20 MHz CH20175, 100% RB

1.2.3. LTE Band 5

Worst-Case of each maximum Peak power value was tested with the CCDF method

1.2.3.1. 1.4MHz signal bandwidth

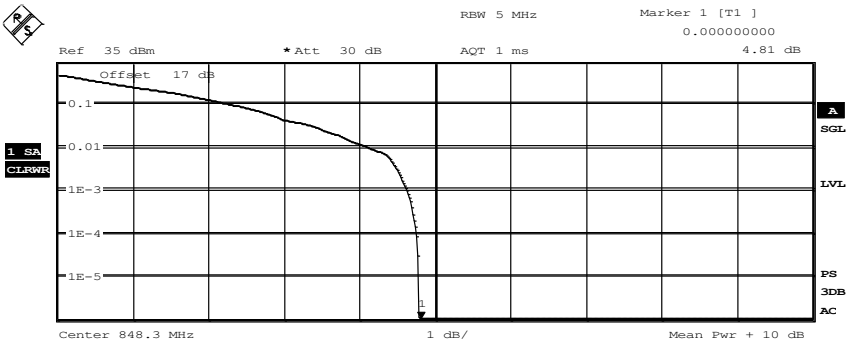

Complementary Cumulative Distribution Function
NOF samples: 8000, Usable BW: 7.1MHz

	Trace 1
Mean	22.37 dBm
Peak	27.14 dBm
Crest	4.78 dB
10 %	2.36 dB
1 %	4.13 dB
.1 %	4.63 dB
.01 %	4.76 dB

Date: 22.SEP.2017 09:35:48

Diagram: QPSK 1.4 MHz CH20643, 1 RB low

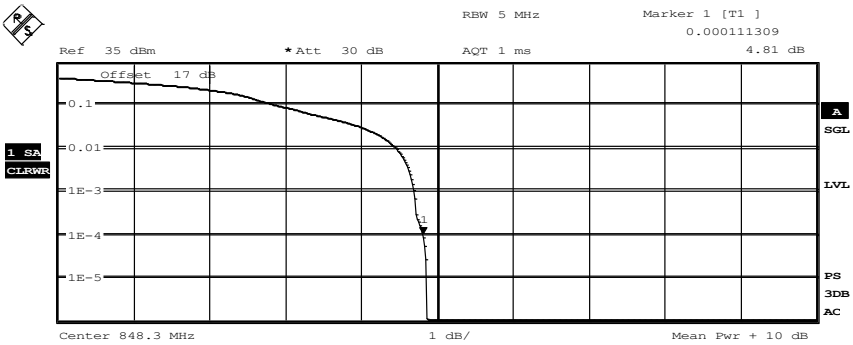

Complementary Cumulative Distribution Function
NOF samples: 8000, Usable BW: 7.1MHz

	Trace 1
Mean	21.50 dBm
Peak	26.37 dBm
Crest	4.86 dB
10 %	2.92 dB
1 %	4.46 dB
.1 %	4.70 dB
.01 %	4.81 dB

Date: 22.SEP.2017 09:38:22

Diagram: 16 QAM 1.4 MHz CH20643, 1 RB low

1.2.3.2. 3MHz signal bandwidth

Complementary Cumulative Distribution Function
NOF samples: 8000, Usable BW: 7.1MHz

	Trace 1
Mean	22.81 dBm
Peak	27.92 dBm
Crest	5.11 dB
10 %	2.60 dB
1 %	4.21 dB
.1 %	4.97 dB
.01 %	5.10 dB

Date: 22.SEP.2017 09:40:27

Diagram: QPSK 3 MHz CH20415, 1 RB high

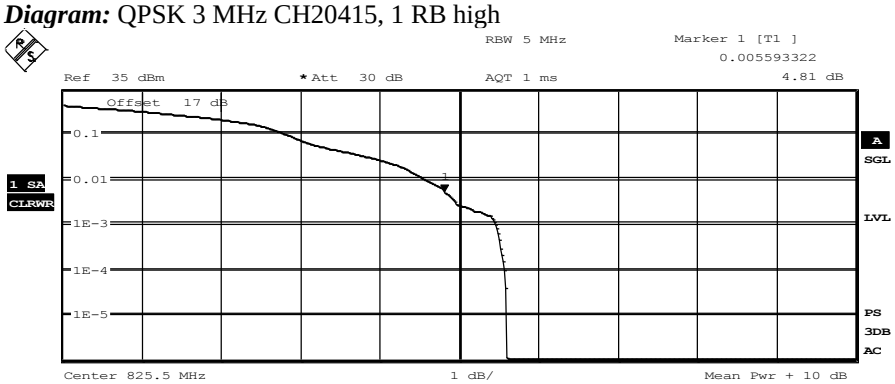

Complementary Cumulative Distribution Function
NOF samples: 8000, Usable BW: 7.1MHz

	Trace 1
Mean	21.83 dBm
Peak	27.43 dBm
Crest	5.59 dB
10 %	2.84 dB
1 %	4.58 dB
.1 %	5.46 dB
.01 %	5.58 dB

Date: 22.SEP.2017 09:41:39

Diagram: 16 QAM 3 MHz CH20415, 1 RB high

1.2.3.3. 5MHz signal bandwidth

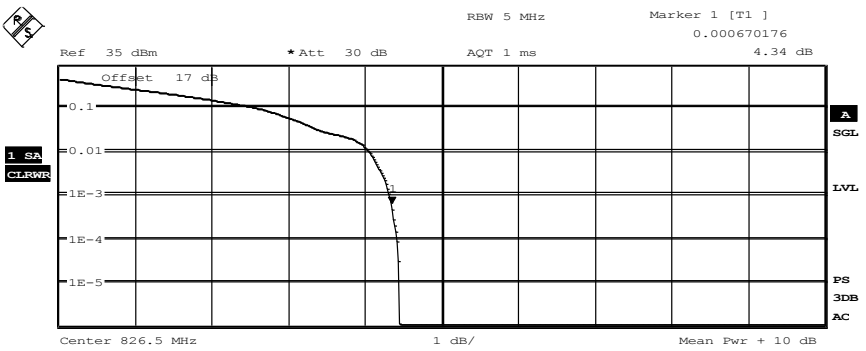

Complementary Cumulative Distribution Function
NOF samples: 8000, Usable BW: 7.1MHz

	Trace 1
Mean	22.56 dBm
Peak	27.00 dBm
Crest	4.44 dB
10 %	2.61 dB
1 %	4.04 dB
.1 %	4.31 dB
.01 %	4.42 dB

Date: 22.SEP.2017 09:43:13

Diagram: QPSK 5 MHz CH20425, 1 RB high

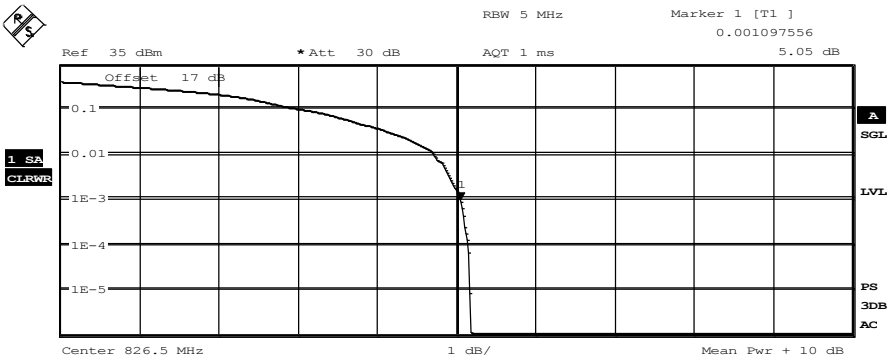

Complementary Cumulative Distribution Function
NOF samples: 8000, Usable BW: 7.1MHz

	Trace 1
Mean	21.76 dBm
Peak	26.93 dBm
Crest	5.17 dB
10 %	3.11 dB
1 %	4.71 dB
.1 %	5.05 dB
.01 %	5.14 dB

Date: 22.SEP.2017 09:44:34

Diagram: 16 QAM 5 MHz CH20425, 1 RB high

1.2.3.4. 10MHz signal bandwidth

Complementary Cumulative Distribution Function
NOF samples: 8000, Usable BW: 7.1MHz

	Trace 1
Mean	22.40 dBm
Peak	27.28 dBm
Crest	4.88 dB
10 %	2.61 dB
1 %	4.10 dB
.1 %	4.82 dB
.01 %	4.89 dB

Date: 22.SEP.2017 09:47:08

Diagram: QPSK 10 MHz CH20525, 1 RB low

Complementary Cumulative Distribution Function
NOF samples: 8000, Usable BW: 7.1MHz

	Trace 1
Mean	21.35 dBm
Peak	27.43 dBm
Crest	6.08 dB
10 %	3.06 dB
1 %	5.00 dB
.1 %	6.01 dB
.01 %	6.09 dB

Date: 22.SEP.2017 09:48:04

Diagram: 16 QAM 10 MHz CH20525, 1 RB low

1.2.4. LTE Band 7

1.2.4.1. 5MHz signal bandwidth

Complementary Cumulative Distribution Function
NOF samples: 8000, Usable BW: 7.1MHz

	Trace 1
Mean	22.04 dBm
Peak	26.58 dBm
Crest	4.54 dB
10 %	2.53 dB
1 %	4.05 dB
.1 %	4.41 dB
.01 %	4.52 dB

Date: 22.SEP.2017 09:53:58

Diagram: QPSK 5 MHz CH21425, 1 RB high

Complementary Cumulative Distribution Function
NOF samples: 8000, Usable BW: 7.1MHz

	Trace 1
Mean	21.18 dBm
Peak	26.30 dBm
Crest	5.11 dB
10 %	2.69 dB
1 %	4.71 dB
.1 %	5.02 dB
.01 %	5.11 dB

Date: 22.SEP.2017 09:55:21

Diagram: 16 QAM 5 MHz CH21425, 50% RB

1.2.4.2. 10MHz signal bandwidth

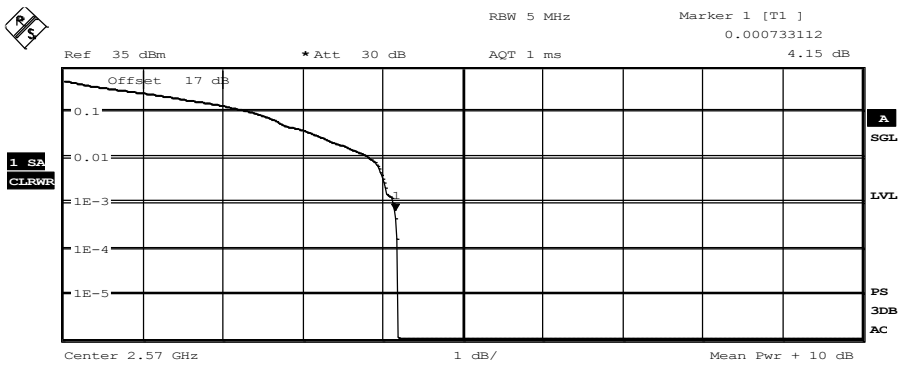

Complementary Cumulative Distribution Function
NOF samples: 8000, Usable BW: 7.1MHz

	Trace 1
Mean	22.32 dBm
Peak	26.51 dBm
Crest	4.19 dB
10 %	2.39 dB
1 %	3.83 dB
.1 %	4.13 dB
.01 %	4.18 dB

Date: 22.SEP.2017 10:15:45

Diagram: QPSK 10 MHz CH21400, 1 RB high

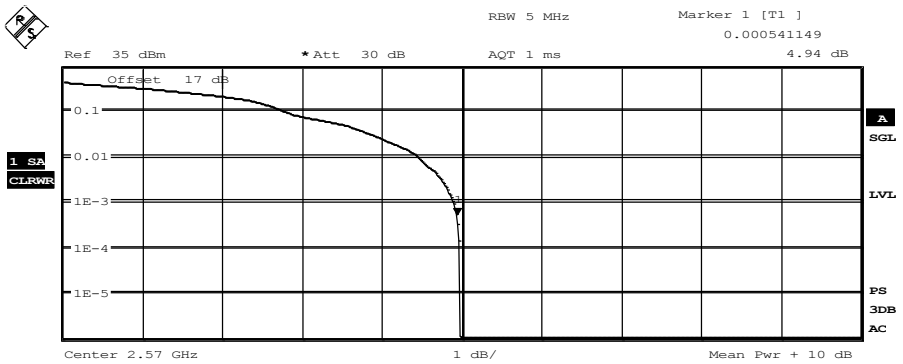

Complementary Cumulative Distribution Function
NOF samples: 8000, Usable BW: 7.1MHz

	Trace 1
Mean	21.40 dBm
Peak	26.37 dBm
Crest	4.97 dB
10 %	2.80 dB
1 %	4.46 dB
.1 %	4.90 dB
.01 %	4.97 dB

Date: 22.SEP.2017 10:14:24

Diagram: 16 QAM 10 MHz CH21400, 1 RB high

1.2.4.3. 15MHz signal bandwidth

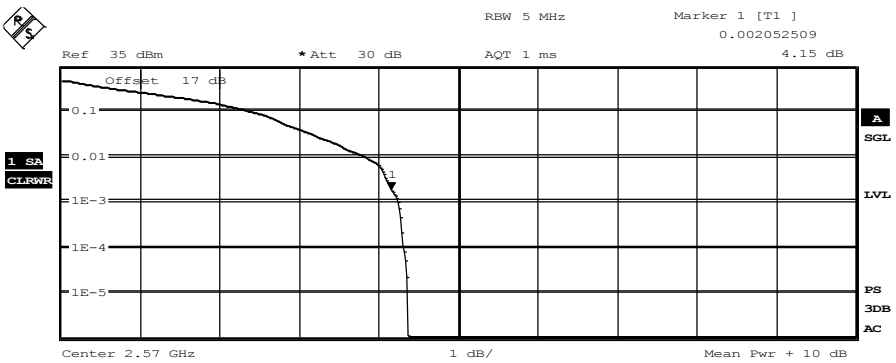

Complementary Cumulative Distribution Function
NOF samples: 8000, Usable BW: 7.1MHz

	Trace 1
Mean	22.29 dBm
Peak	26.65 dBm
Crest	4.36 dB
10 %	2.42 dB
1 %	3.83 dB
.1 %	4.25 dB
.01 %	4.31 dB

Date: 22.SEP.2017 10:18:35

Diagram: QPSK 15 MHz CH21375, 1 RB high

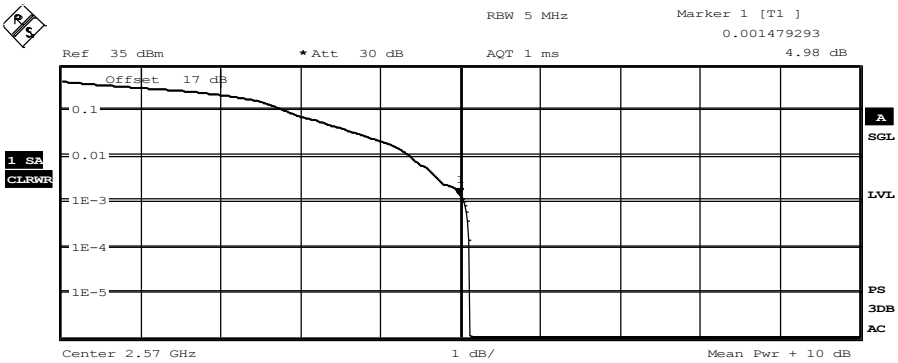

Complementary Cumulative Distribution Function
NOF samples: 8000, Usable BW: 7.1MHz

	Trace 1
Mean	21.32 dBm
Peak	26.44 dBm
Crest	5.11 dB
10 %	2.82 dB
1 %	4.38 dB
.1 %	5.05 dB
.01 %	5.11 dB

Date: 22.SEP.2017 10:19:34

Diagram: 16 QAM 15 MHz CH21375, 1 RB high

1.2.4.4. 20MHz signal bandwidth

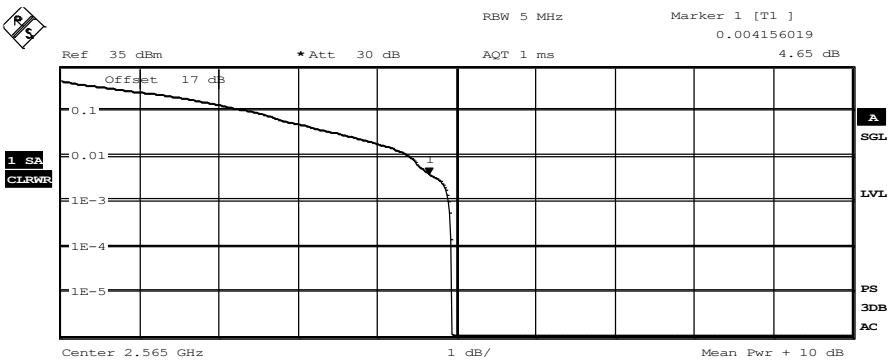

Complementary Cumulative Distribution Function
NOF samples: 8000, Usable BW: 7.1MHz

	Trace 1
Mean	22.00 dBm
Peak	26.93 dBm
Crest	4.93 dB
10 %	2.44 dB
1 %	4.41 dB
.1 %	4.90 dB
.01 %	4.94 dB

Date: 22.SEP.2017 10:37:18

Diagram: QPSK 20 MHz CH21300, 1 RB high

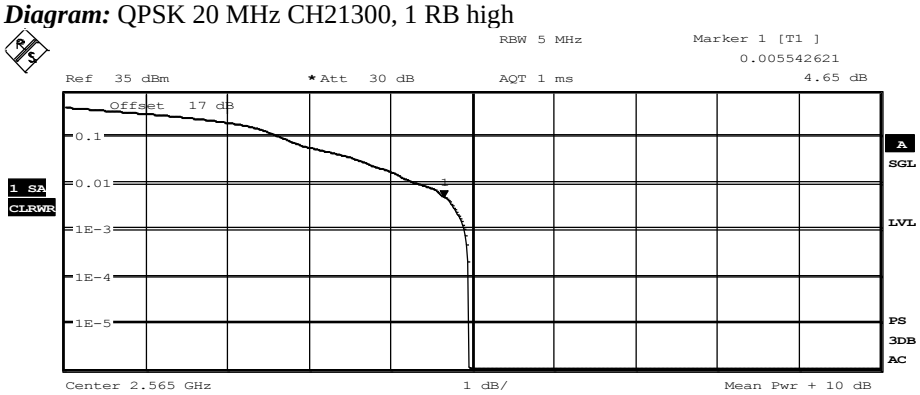

Complementary Cumulative Distribution Function
NOF samples: 8000, Usable BW: 7.1MHz

	Trace 1
Mean	21.13 dBm
Peak	26.09 dBm
Crest	4.96 dB
10 %	2.68 dB
1 %	4.36 dB
.1 %	4.90 dB
.01 %	4.97 dB

Date: 22.SEP.2017 10:40:19

Diagram: 16 QAM 20 MHz CH21300, 1 RB high

1.2.5. LTE Band 17

Worst-Case of each maximum Peak power value was tested with the CCDF method

1.2.5.1. 5MHz signal bandwidth

Complementary Cumulative Distribution Function
NOF samples: 8000, Usable BW: 7.1MHz

	Trace 1
Mean	22.94 dBm
Peak	28.13 dBm
Crest	5.20 dB
10 %	2.74 dB
1 %	4.65 dB
.1 %	5.10 dB
.01 %	5.19 dB

Date: 22.SEP.2017 10:48:18

Diagram: QPSK 5 MHz CH23755, 1 RB high

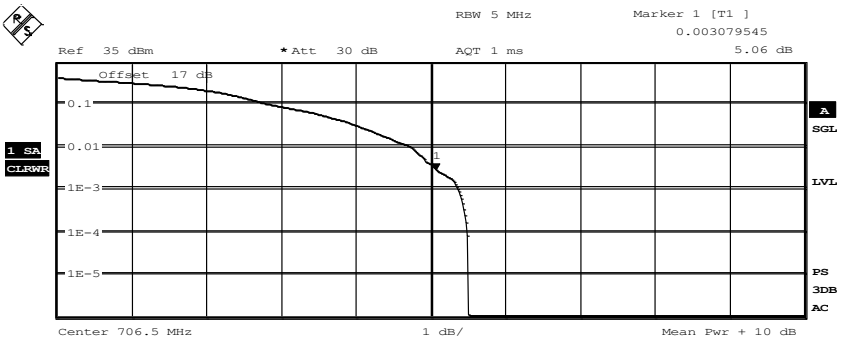

Complementary Cumulative Distribution Function
NOF samples: 8000, Usable BW: 7.1MHz

	Trace 1
Mean	22.28 dBm
Peak	27.78 dBm
Crest	5.50 dB
10 %	2.88 dB
1 %	4.74 dB
.1 %	5.37 dB
.01 %	5.50 dB

Date: 22.SEP.2017 10:49:29

Diagram: 16 QAM 5 MHz CH23755, 1 RB high

1.2.5.2. 10MHz signal bandwidth

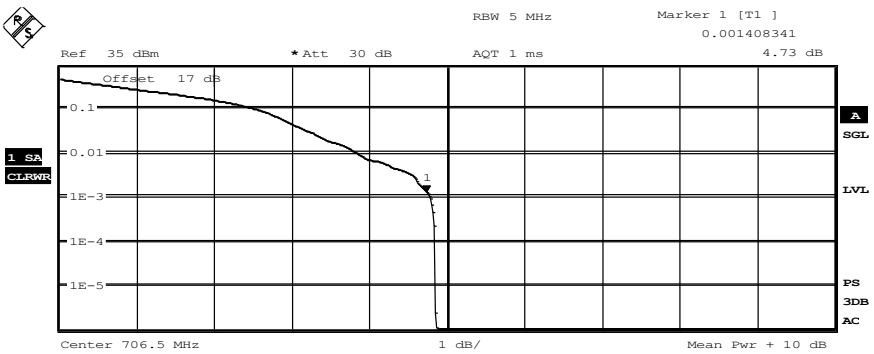

Complementary Cumulative Distribution Function
NOF samples: 8000, Usable BW: 7.1MHz

	Trace 1
Mean	23.28 dBm
Peak	28.13 dBm
Crest	4.85 dB
10 %	2.56 dB
1 %	3.85 dB
.1 %	4.78 dB
.01 %	4.86 dB

Date: 22.SEP.2017 10:51:12

Diagram: QPSK 10 MHz CH23800, 1 RB low

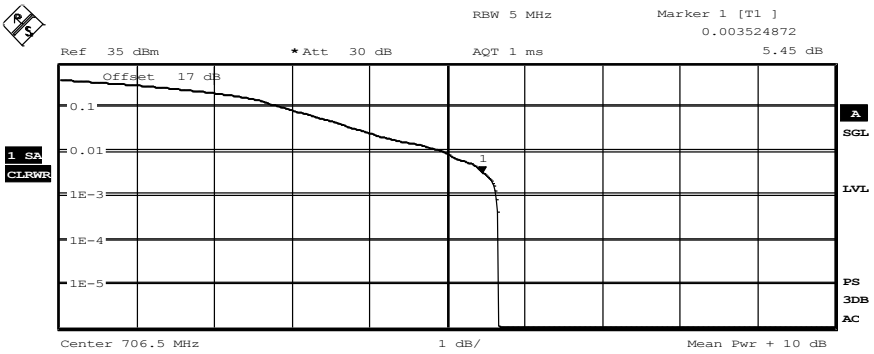

Complementary Cumulative Distribution Function
NOF samples: 8000, Usable BW: 7.1MHz

	Trace 1
Mean	22.11 dBm
Peak	27.78 dBm
Crest	5.66 dB
10 %	2.92 dB
1 %	4.95 dB
.1 %	5.64 dB
.01 %	5.67 dB

Date: 22.SEP.2017 10:52:16

Diagram: 16 QAM 10 MHz CH23800, 1 RB low

1.3. Spurious emissions radiated (LTE Band 2)
1.3.1. Magnetic field strength radiated (LTE Band 2)

2.01_RSE_ R_Ch18607_BW_1,4

Common Information

Test Description:	Magnetic Field Strength Measurement related to 30/300m distance
Test site and distance:	Ref.-Nr. 441 Semi Anechoic Room (SAR) with 3m measurement distance
Version of Testsoftware	EMC32 V9.25.0
Distance Correction	used accord. table, pls. see test report
Technical Data	Please see page 2 for detailed data of measurement setup
REc. antenna (pre-scan)	height 1.00 m, parallel and 90° to EUT polarisation
Used Filter	bypass
Test specification	FCC 15.205 § 15.209; RSS-Gen: Issue 4
Operating Mode	BW_1,4MHz_1RB low_CH_18607
Operator	DLe
Operating Conditions	Humidity: 35%rH; Temperature: 20°C
Power during Test	24V DC

EUT Information

Manufacturer:	Robert Bosch Car Multimedia GmbH
EuT:	66-10777-001
---	---
HW Version:	9134G05
SW Version:	17.02.S.016
Serial Number:	2950006922
Connected Interfaces:	Main wiring + DTNA Antenna
Power Supply:	24V DC

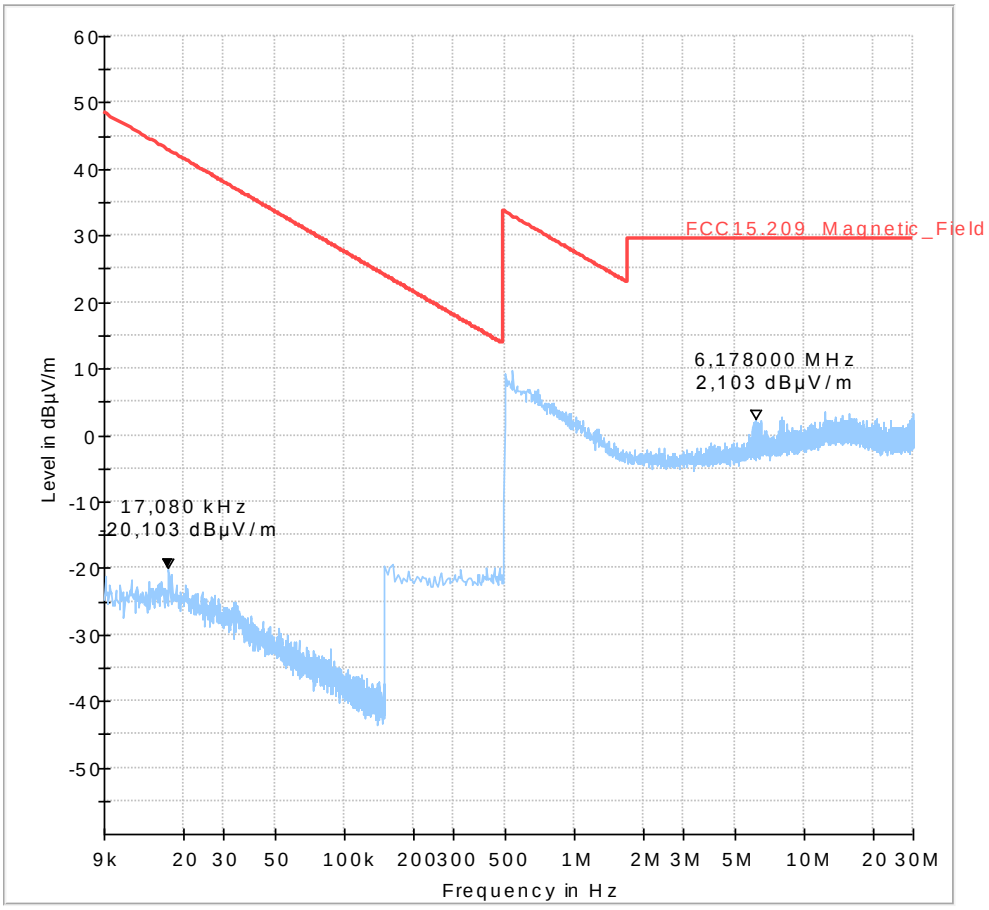

2.02_RSE_ R_Ch18900_BW_10

Common Information

Test Description:	Magnetic Field Strength Measurement related to 30/300m distance
Test site and distance:	Ref.-Nr. 441 Semi Anechoic Room (SAR) with 3m measurement distance
Version of Testsoftware	EMC32 V9.25.0
Distance Correction	used accord. table, pls. see test report
Technical Data	Please see page 2 for detailed data of measurement setup
REc. antenna (pre-scan)	height 1.00 m, parallel and 90° to EUT polarisation
Used Filter	bypass
Test specification	FCC 15.205 § 15.209; RSS-Gen: Issue 4
Operating Mode	BW_10MHz _1RB high_CH_18900
Operator	DLe
Operating Conditions	Humidity: 35%rH; Temperature: 20°C
Power during Test	24V DC

EUT Information

Manufacturer:	Robert Bosch Car Multimedia GmbH
EuT:	66-10777-001
---	---
HW Version:	9134G05
SW Version:	17.02.S.016
Serial Number:	2950006922
Connected Interfaces:	Main wiring + DTNA Antenna
Power Supply:	24V DC

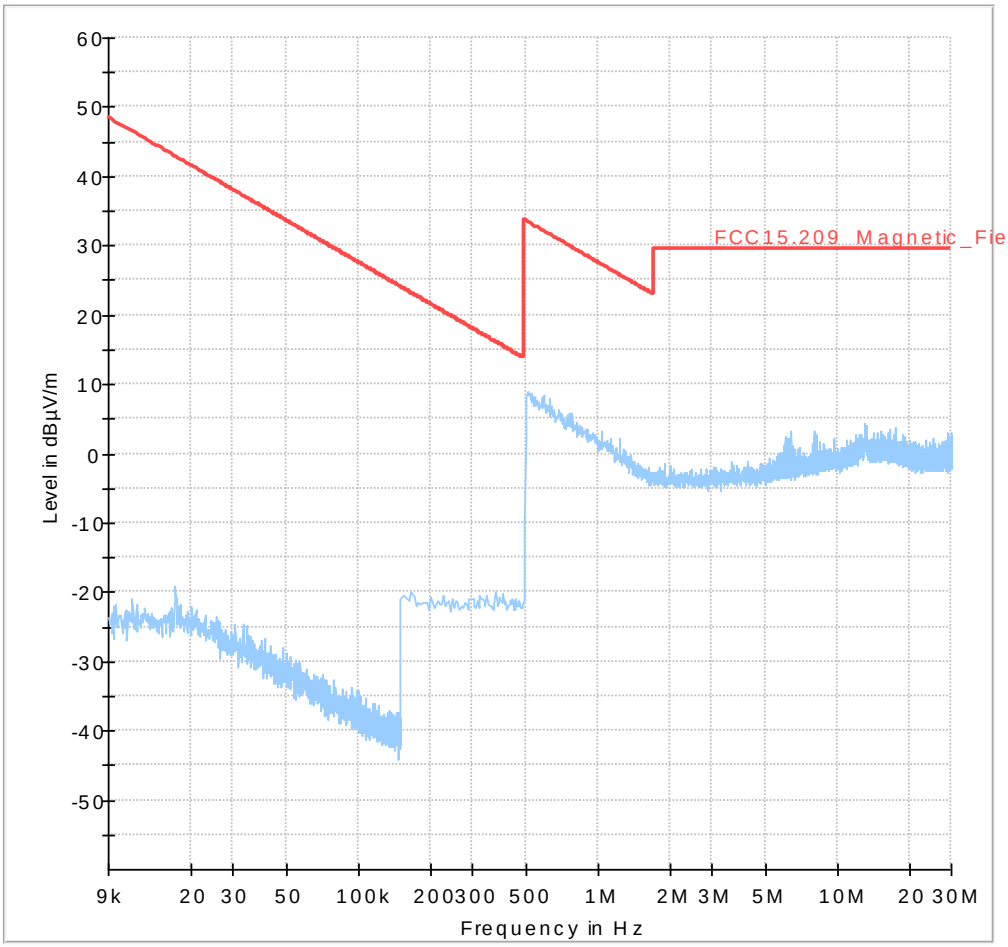

2.03_RSE_ R_Ch19150_BW_10

Common Information

Test Description:	Magnetic Field Strength Measurement related to 30/300m distance
Test site and distance:	Ref.-Nr. 441 Semi Anechoic Room (SAR) with 3m measurement distance
Version of Testsoftware	EMC32 V9.25.0
Distance Correction	used accord. table, pls. see test report
Technical Data	Please see page 2 for detailed data of measurement setup
REc. antenna (pre-scan)	height 1.00 m, parallel and 90° to EUT polarisation
Used Filter	bypass
Test specification	FCC 15.205 § 15.209; RSS-Gen: Issue 4
Operating Mode	BW_10MHz_1RB high _CH_19150
Operator	DLe
Operating Conditions	Humidity: 35%rH; Temperature: 20°C
Power during Test	24V DC

EUT Information

Manufacturer:	Robert Bosch Car Multimedia GmbH
EuT:	66-10777-001
---	---
HW Version:	9134G05
SW Version:	17.02.S.016
Serial Number:	2950006922
Connected Interfaces:	Main wiring + DTNA Antenna
Power Supply:	24V DC

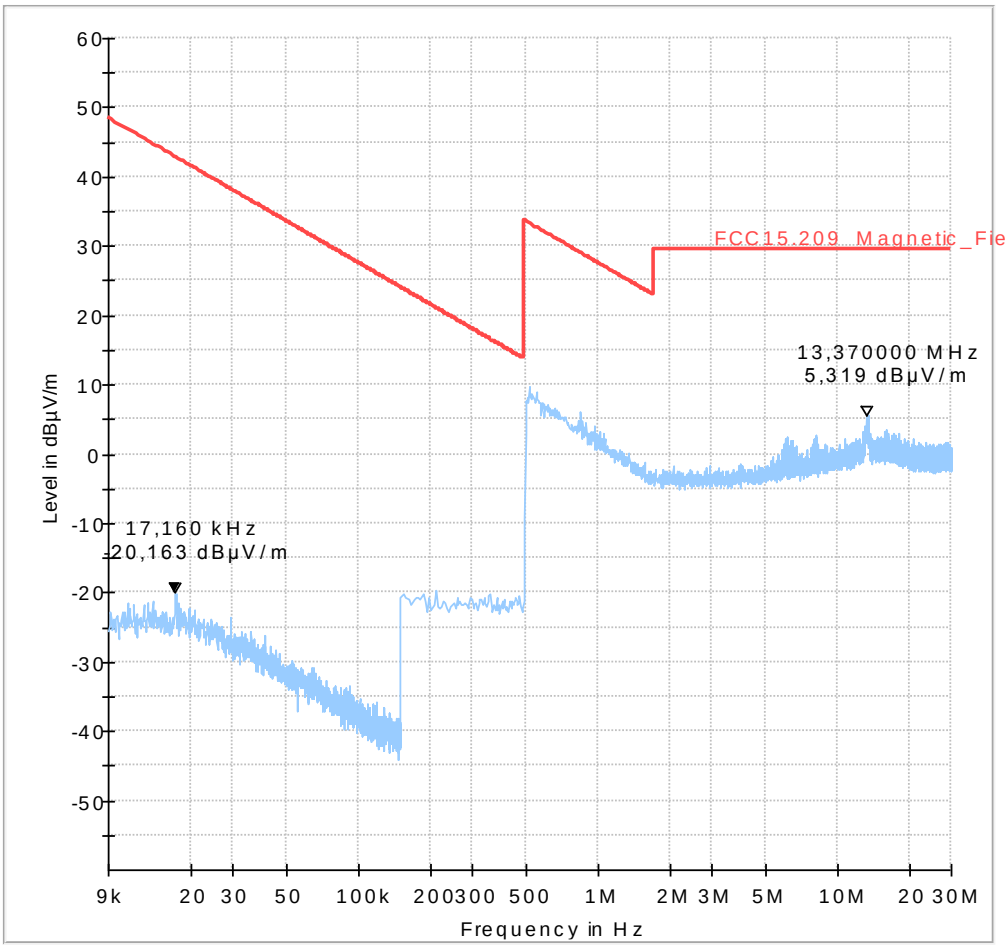

1.3.2. Emissions above 30MHz (LTE Band 2)

8.01_RSE_ R_Ch18607_BW_1,4

Common Information

Test Description:	Radiated Spurious Emissions LTE FDDII
Test Site Location:	CETECOM GmbH Essen
Test Site:	Fully Anechoic Room (FAR)
Test Standard:	FCC Part 24
Operating Mode:	BW_1,4MHz _1RB low_Ch_18607
Environmental Conditions:	Humidity: 50%rH; Temperature: 25°C
Operator:	RIs

EUT Information

Manufacturer:	Robert Bosch Car Multimedia GmbH
EuT:	66-10777-001
---	---
HW Version:	9134G05
SW Version:	17.02.S.016
Serial Number:	2950006922
Connected Interfaces:	Main wiring + DTNA Antenna
Power Supply:	24V DC

Full Spectrum

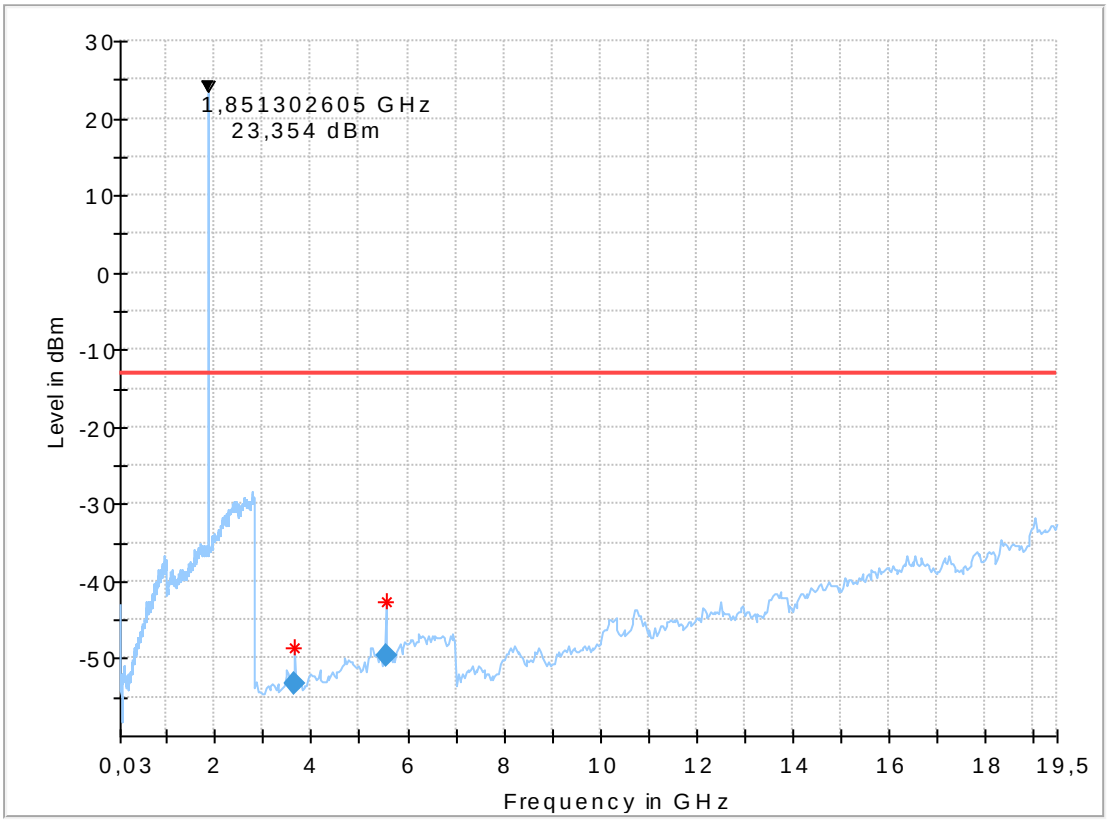

Final_Result

Frequency (MHz)	MaxPeak (dBm)	Limit (dBm)	Margin (dB)	Meas. Time (ms)	Bandwidth (kHz)	Pol	Azimuth (deg)	Elevation (deg)	Corr. (dB)
3669.753507	-53.27	-13.00	40.27	10000.0	1000.000	H	272.0	0.0	-94.8
5544.382765	-49.62	-13.00	36.62	10000.0	1000.000	H	248.0	0.0	-89.9

8.02_RSE_ R_Ch18900_BW_10

Common Information

Test Description:	Radiated Spurious Emissions LTE FDDII
Test Site Location:	CETECOM GmbH Essen
Test Site:	Fully Anechoic Room (FAR)
Test Standard:	FCC Part 24
Operating Mode:	BW_10MHz_1RB high_Ch_18900
Environmental Conditions:	Humidity: 50%rH; Temperature: 25°C
Operator:	

EUT Information

Manufacturer:	Robert Bosch Car Multimedia GmbH
EuT:	66-10777-001
---	---
HW Version:	9134G05
SW Version:	17.02.S.016
Serial Number:	2950006922
Connected Interfaces:	Main wiring + DTNA Antenna
Power Supply:	24V DC

Full Spectrum

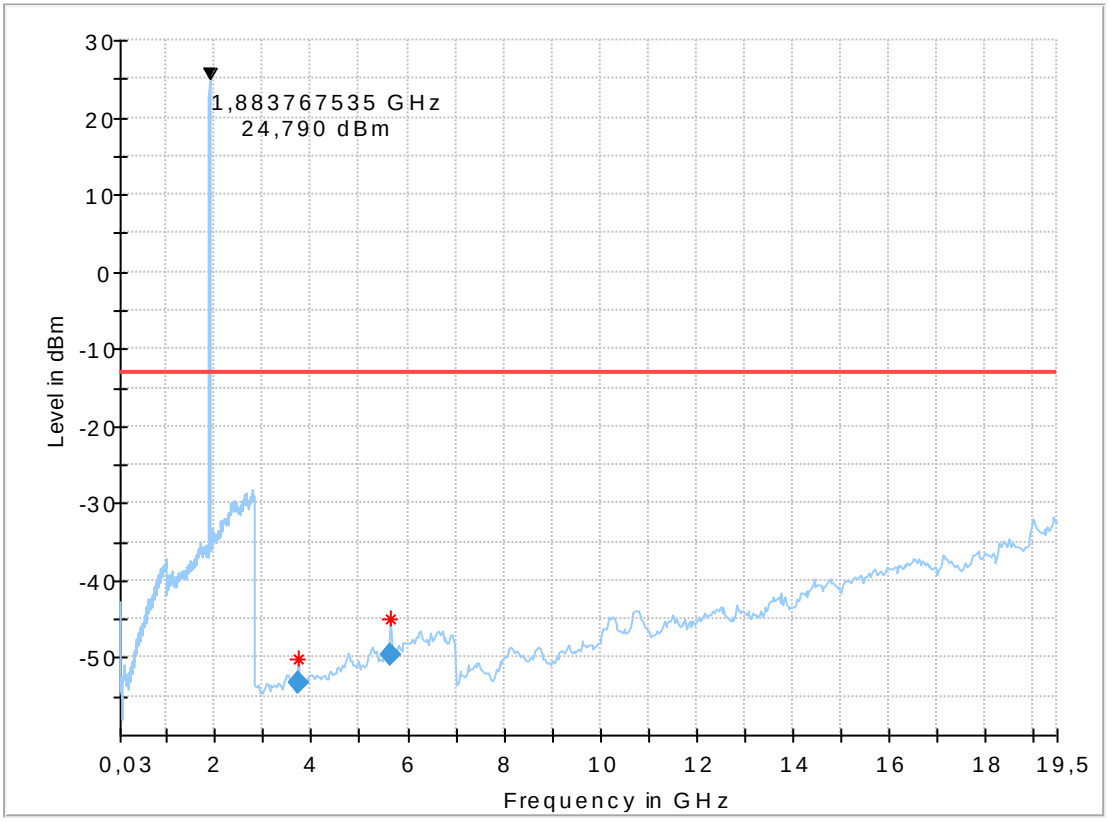

Final_Result

Frequency (MHz)	MaxPeak (dBm)	Limit (dBm)	Margin (dB)	Meas. Time (ms)	Bandwidth (kHz)	Pol	Azimuth (deg)	Elevation (deg)	Corr. (dB)
3736.775551	-53.38	-13.00	40.38	10000.0	1000.000	H	203.0	0.0	-95.0
5644.274549	-49.68	-13.00	36.68	10000.0	1000.000	H	294.0	0.0	-89.7

8.03_RSE_ R_Ch19150_BW_10

Common Information

Test Description:	Radiated Spurious Emissions LTE FDDII
Test Site Location:	CETECOM GmbH Essen
Test Site:	Fully Anechoic Room (FAR)
Test Standard:	FCC Part 24
Operating Mode:	BW_10MHz _1RB high_Ch_19150
Environmental Conditions:	Humidity: 35%rH; Temperature: 22°C
Operator:	SRa

EUT Information

Manufacturer:	Robert Bosch Car Multimedia GmbH
EuT:	66-10777-001
---	---
HW Version:	9134G05
SW Version:	17.02.S.016
Serial Number:	2950006922
Connected Interfaces:	Main wiring + DTNA Antenna
Power Supply:	24V DC

Full Spectrum

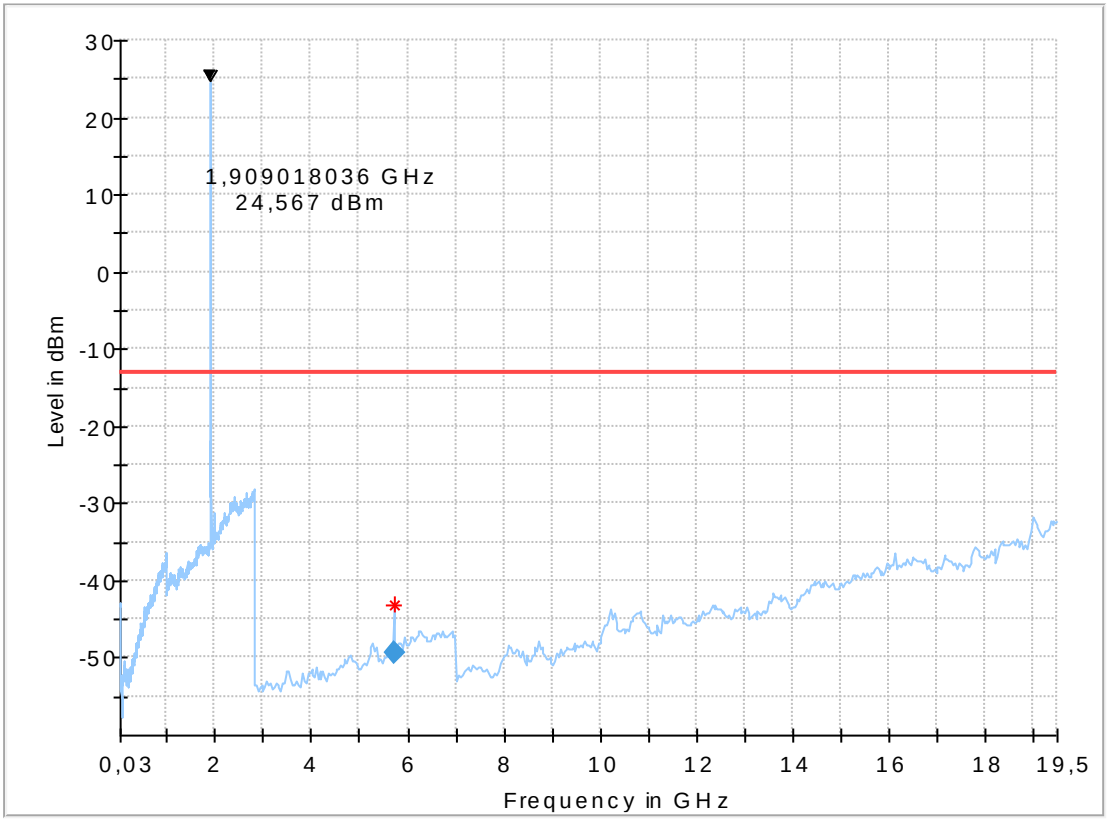

Final_Result

Frequency (MHz)	MaxPeak (dBm)	Limit (dBm)	Margin (dB)	Meas. Time (ms)	Bandwidth (kHz)	Pol	Azimuth (deg)	Elevation (deg)	Corr. (dB)
5712.290582	-49.44	-13.00	36.44	10000.0	1000.000	H	241.0	0.0	-89.5

1.4. Spurious emissions radiated (LTE Band 4)
1.4.1. Magnetic field strength radiated (LTE Band 4)

Diagram No. 2.11_RSE_R_Ch19965_BW_3

Common Information

Test description:	Magnetic Field Strength Measurement related to 30/300 m distance
Test site and distance:	Ref.-Nr. 441 Semi Anechoic Room (SAR) with 3 m measurement distance
Version of Testsoftware:	EMC32 V9.25.0
Distance correction:	used accord. table, pls. see test report
Technical Data:	Please see page 2 for detailed data of measurement setup
Rec. antenna (pre-scan):	height 1.00 m, parallel and 90° to EUT polarisation
Used filter:	bypass
Test specification:	FCC 15.205 § 15.209; RSS-Gen: Issue 4
Operator:	RIs
Operating conditions:	BW_3MHz _1RB high_Ch_19965
Power during tests:	24V DC
Comment 1:	Channel low

EUT Information

Manufacturer:	Robert Bosch Car Multimedia GmbH
EuT:	66-10777-001
---	---
HW Version:	9134G05
SW Version:	17.02.S.016
Serial Number:	2950006922
Connected Interfaces:	Main wiring + DTNA Antenna
Power Supply:	24V DC

Full Spectrum

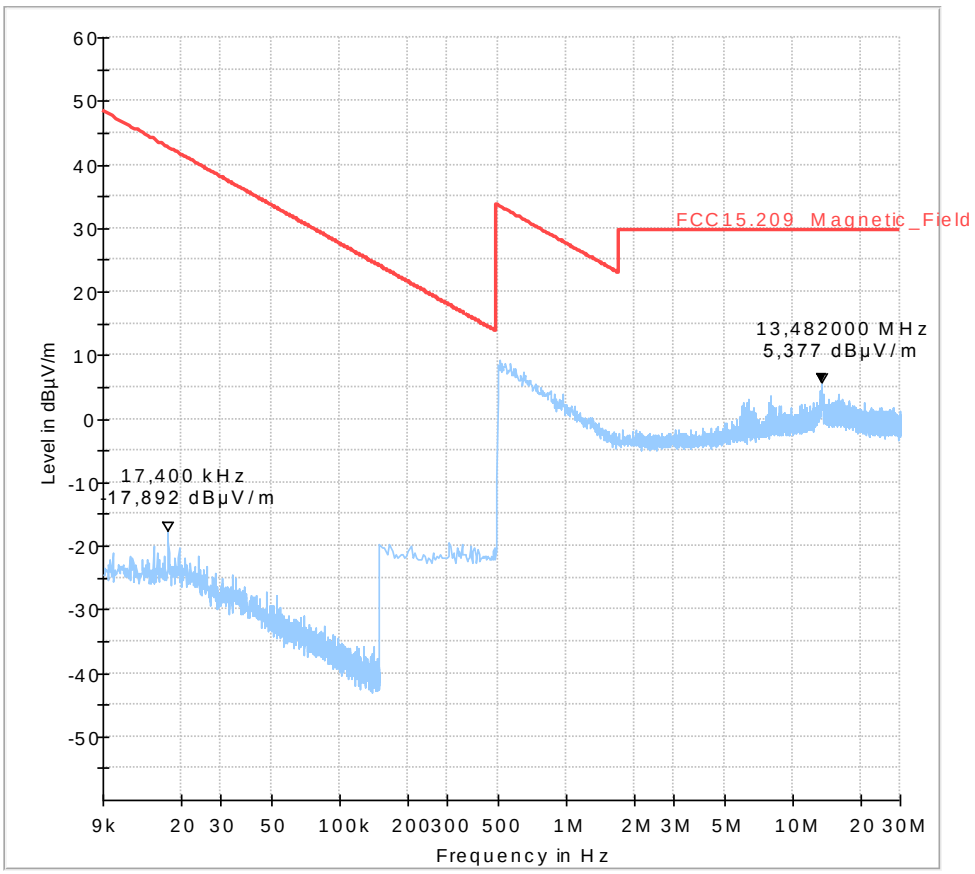

Diagram No. 2.12_RSE_R_Ch20175_BW_10

Common Information

Test description:	Magnetic Field Strength Measurement related to 30/300 m distance
Test site and distance:	Ref.-Nr. 441 Semi Anechoic Room (SAR) with 3 m measurement distance
Version of Testsoftware:	EMC32 V9.25.0
Distance correction:	used accord. table, pls. see test report
Technical Data:	Please see page 2 for detailed data of measurement setup
Rec. antenna (pre-scan):	height 1.00 m, parallel and 90° to EUT polarisation
Used filter:	bypass
Test specification:	FCC 15.205 § 15.209; RSS-Gen: Issue 4
Operator:	RIs
Operating conditions:	BW_10MHz_1RB_high_QPSK_CH_20175
Power during tests:	24V DC
Comment 1:	Channel low

EUT Information

Manufacturer:	Robert Bosch Car Multimedia GmbH
EuT:	66-10777-001
---	---
HW Version:	9134G05
SW Version:	17.02.S.016
Serial Number:	2950006922
Connected Interfaces:	Main wiring + DTNA Antenna
Power Supply:	24V DC

Full Spectrum

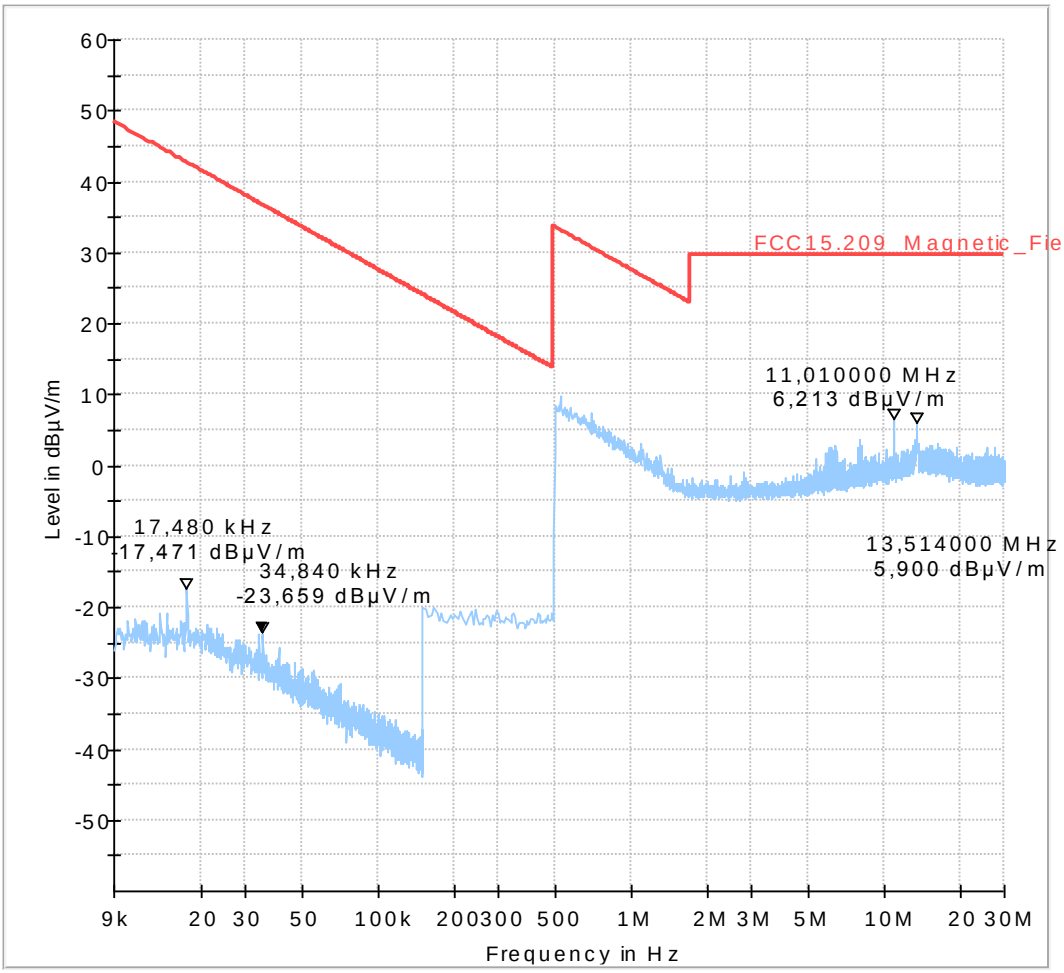

Diagram No.2.13_RSE_R_Ch20300_BW_20

Common Information

Test Description:	Magnetic Field Strength Measurement related to 30/300m distance
Test site and distance:	Ref.-Nr. 441 Semi Anechoic Room (SAR) with 3m measurement distance
Version of Testsoftware	EMC32 V9.25.0
Distance Correction	used accord. table, pls. see test report
Technical Data	Please see page 2 for detailed data of measurement setup
REc. antenna (pre-scan)	height 1.00 m, parallel and 90° to EUT polarisation
Used Filter	bypass
Test specification	FCC 15.205 § 15.209; RSS-Gen: Issue 4
Operating Mode	BW_20MHz_RB_low_QPSK_CH_20300
Operator	DLe
Operating Conditions	Humidity: 35%rH; Temperature: 20°C
Power during Test	24V DC

EUT Information

Manufacturer:	Robert Bosch Car Multimedia GmbH
EuT:	66-10777-001
---	---
HW Version:	9134G05
SW Version:	17.02.S.016
Serial Number:	2950006922
Connected Interfaces:	Main wiring + DTNA Antenna
Power Supply:	24V DC

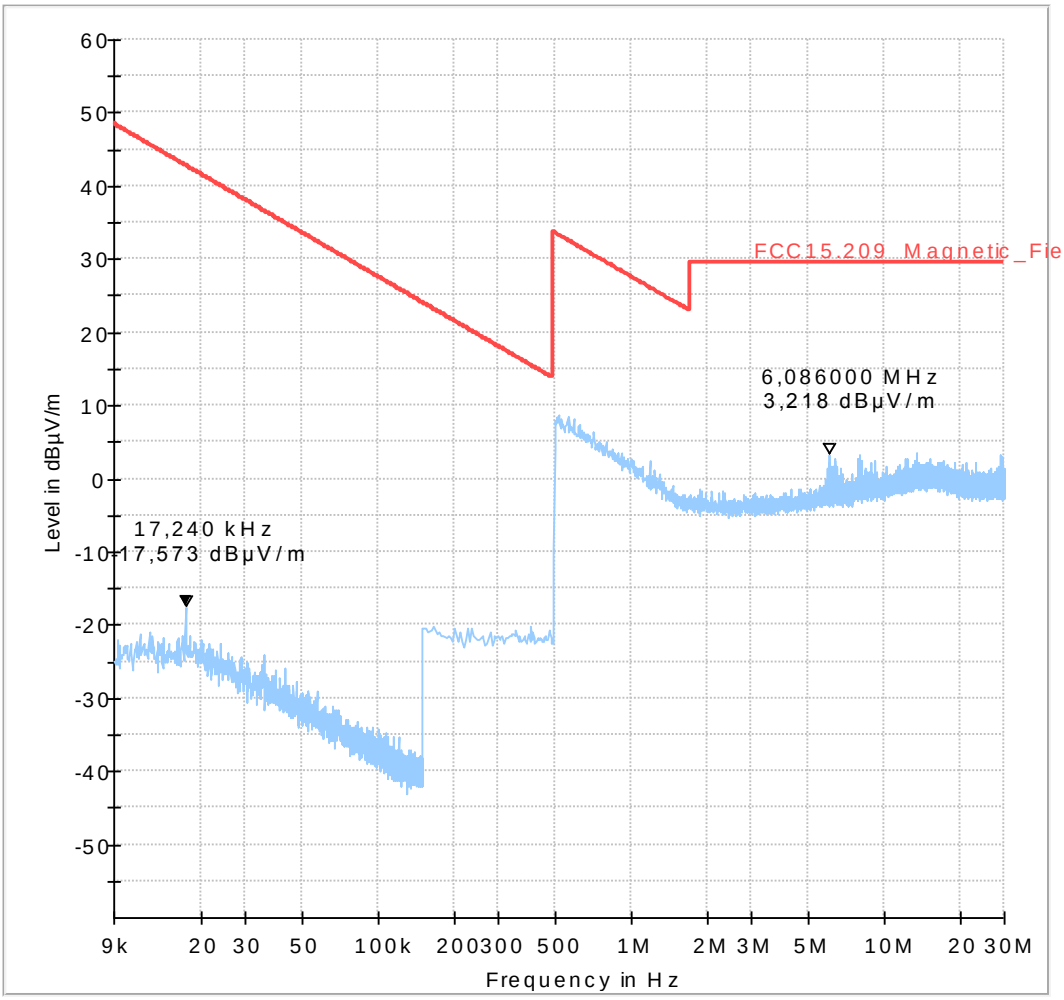

1.4.2. Emissions above 30MHz (LTE Band 4)

8.11_RSE_R_Ch19965_BW_3

Common Information

Test Description:	Radiated Spurious Emissions LTE FDD4
Test Site Location:	CETECOM GmbH Essen
Test Site:	Fully Anechoic Room (FAR)
Test Standard:	FCC Part 24
Operating Mode:	BW_3MHz_1RB_high_QPSK_CH_19965
Environmental Conditions:	Humidity: 35%rH; Temperature: 22°C
Operator:	SRa

EUT Information

Manufacturer:	Robert Bosch Car Multimedia GmbH
EuT:	66-10777-001
---	---
HW Version:	9134G05
SW Version:	17.02.S.016
Serial Number:	2950006922
Connected Interfaces:	Main wiring + DTNA Antenna
Power Supply:	24V DC

Full Spectrum

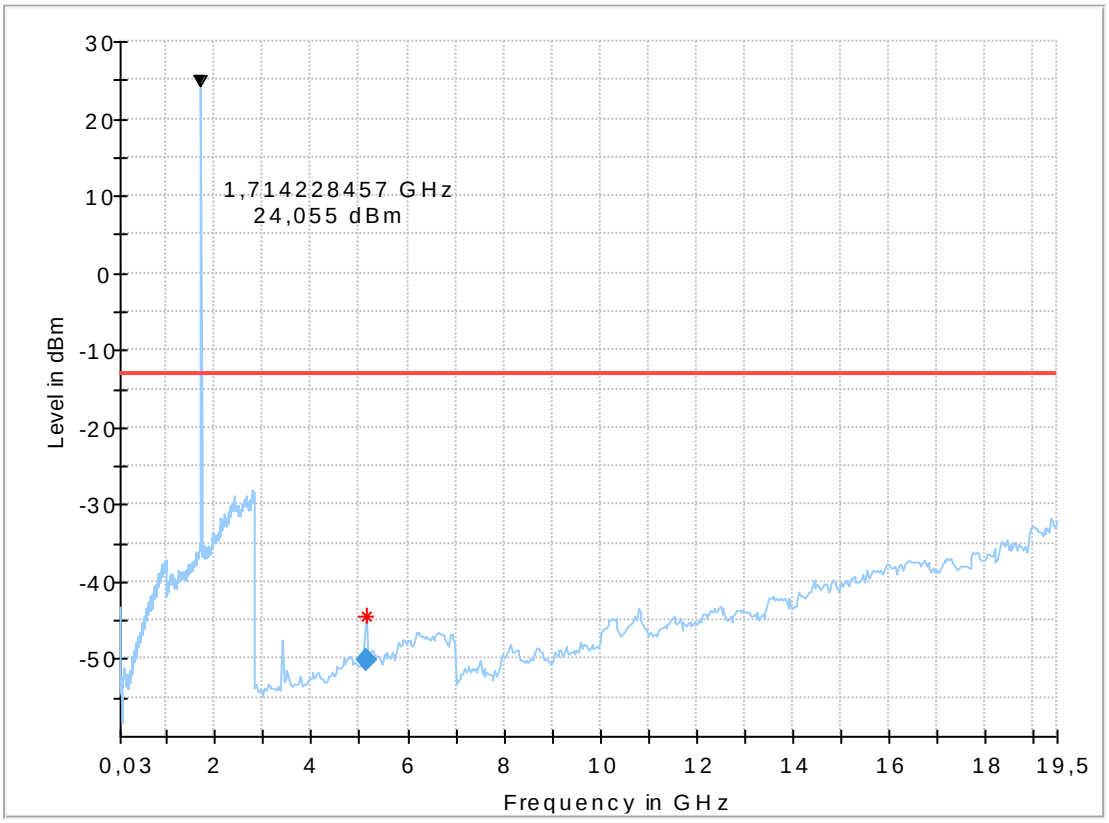

Final_Result

Frequency (MHz)	Limit (dBm)	Margin (dB)	Meas. Time (ms)	Pol	Azimuth (deg)	Elevation (deg)	Corr. (dB)
5142.891784	-13.00	37.25	10000.0	H	273.0	0.0	-90.5

8.12_RSE_R_Ch20175_BW_10

Common Information

Test Description:	Radiated Spurious Emissions LTE FDD4
Test Site Location:	CETECOM GmbH Essen
Test Site:	Fully Anechoic Room (FAR)
Test Standard:	FCC Part 24
Operating Mode:	BW_10MHz_1RB_high_QPSK_CH_20175
Environmental Conditions:	Humidity: 35%rH; Temperature: 22°C
Operator:	SRa

EUT Information

Manufacturer:	Robert Bosch Car Multimedia GmbH
EuT:	66-10777-001
---	---
HW Version:	9134G05
SW Version:	17.02.S.016
Serial Number:	2950006922
Connected Interfaces:	Main wiring + DTNA Antenna
Power Supply:	24V DC

Full Spectrum

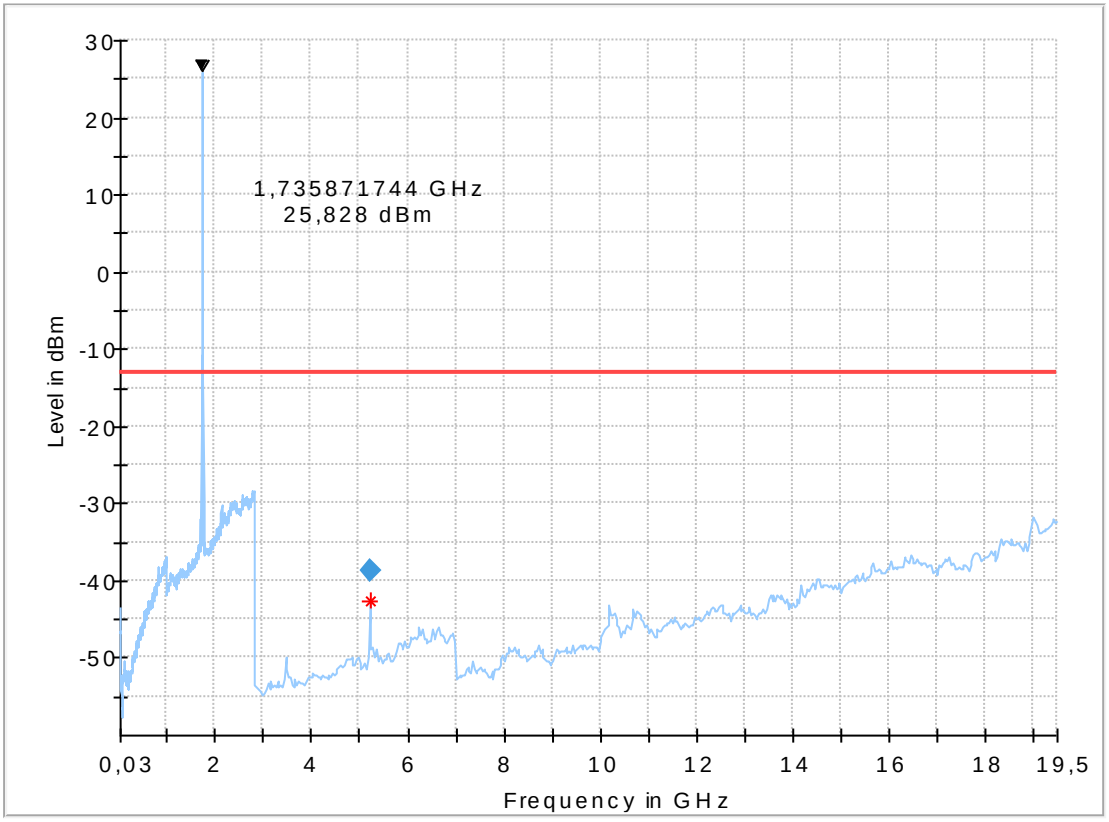

Final_Result

Frequency (MHz)	Limit (dBm)	Margin (dB)	Meas. Time (ms)	Pol	Azimuth (deg)	Elevation (deg)	Corr. (dB)
5210.603207	-13.00	25.69	10000.0	V	268.0	0.0	-89.1

8.13_RSE_R_Ch20300_BW_20

Common Information

Test Description:	Radiated Spurious Emissions LTE FDD4
Test Site Location:	CETECOM GmbH Essen
Test Site:	Fully Anechoic Room (FAR)
Test Standard:	FCC Part 24
Operating Mode:	20MHz_1RB low_QPSK_Ch_20300
Environmental Conditions:	Humidity: 35%rH; Temperature: 22°C
Operator:	SRa

EUT Information

Manufacturer:	Robert Bosch Car Multimedia GmbH
EuT:	66-10777-001
---	---
HW Version:	9134G05
SW Version:	17.02.S.016
Serial Number:	2950006922
Connected Interfaces:	Main wiring + DTNA Antenna
Power Supply:	24V DC

Full Spectrum

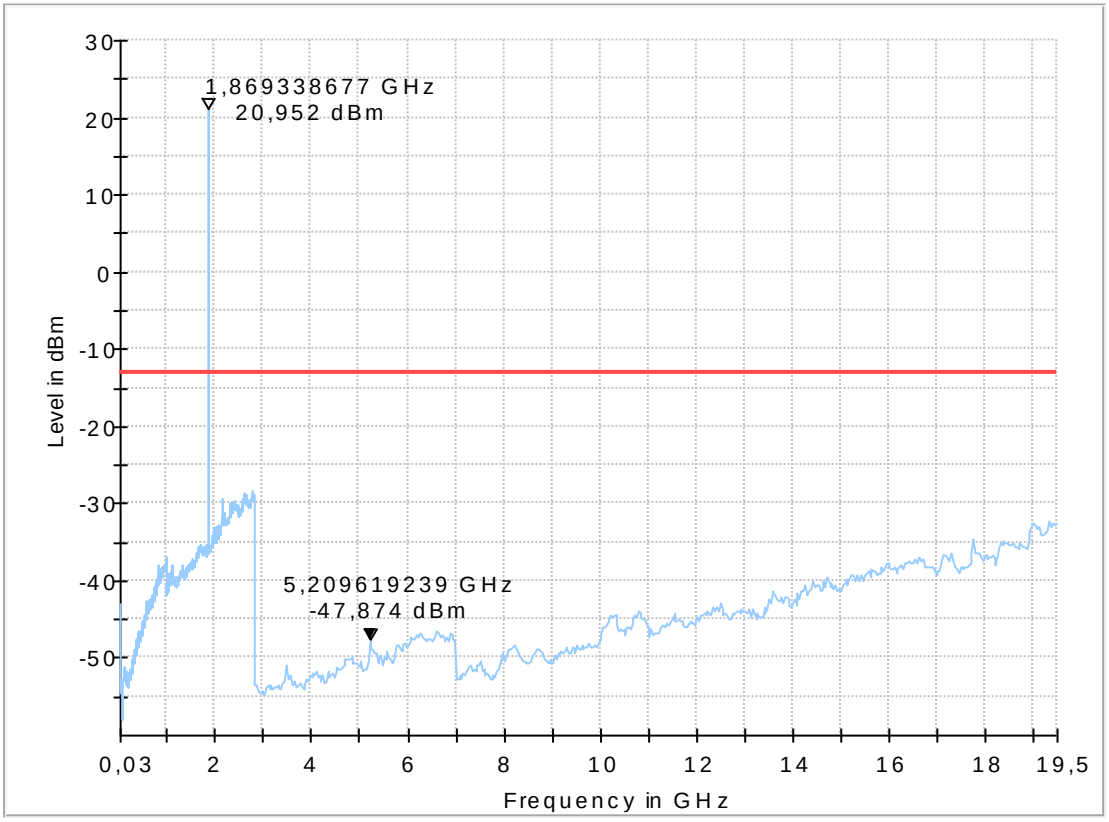

1.5. Spurious emissions radiated (LTE Band 5)
1.5.1. Magnetic field strength radiated (LTE Band 5)

2.21_RSE_R_Ch20425_BW_5

Common Information

Test Description:	Magnetic Field Strength Measurement related to 30/300m distance
Test site and distance:	Ref.-Nr. 441 Semi Anechoic Room (SAR) with 3m measurement distance
Version of Testsoftware	EMC32 V9.25.0
Distance Correction	used accord. table, pls. see test report
Technical Data	Please see page 2 for detailed data of measurement setup
REc. antenna (pre-scan)	height 1.00 m, parallel and 90° to EUT polarisation
Used Filter	bypass
Test specification	FCC 15.205 § 15.209; RSS-Gen: Issue 4
Operating Mode	BW_5MHz_1RB_high_QPSK_CH_20425
Operator	SLo
Operating Conditions	Humidity: 35%rH; Temperature: 20°C
Power during Test	24V DC

EUT Information

Manufacturer:	Robert Bosch Car Multimedia GmbH
EuT:	66-10777-001
---	---
HW Version:	9134G05
SW Version:	17.02.S.016
Serial Number:	2950006922
Connected Interfaces:	Main wiring + DTNA Antenna
Power Supply:	24V DC

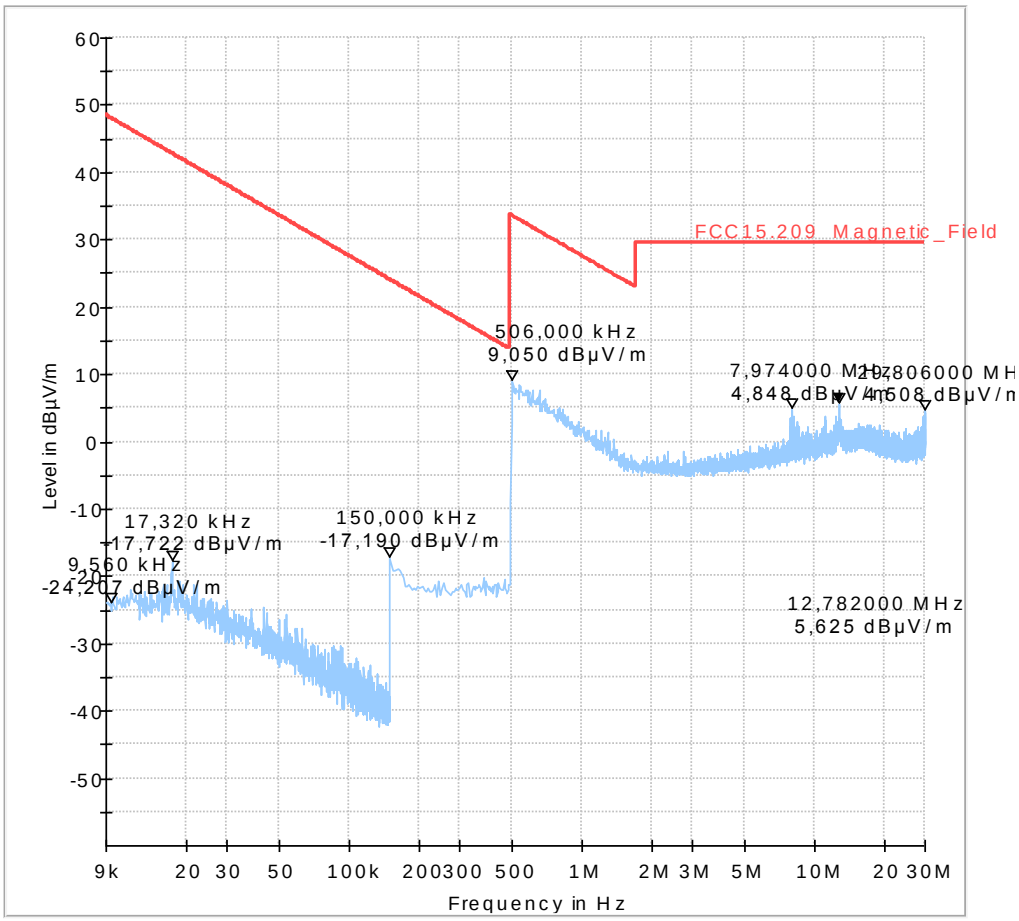

2.22_RSE_R_Ch20525_BW_10

Common Information

Test Description:	Magnetic Field Strength Measurement related to 30/300m distance
Test site and distance:	Ref.-Nr. 441 Semi Anechoic Room (SAR) with 3m measurement distance
Version of Testsoftware	EMC32 V9.25.0
Distance Correction	used accord. table, pls. see test report
Technical Data	Please see page 2 for detailed data of measurement setup
REc. antenna (pre-scan)	height 1.00 m, parallel and 90° to EUT polarisation
Used Filter	bypass
Test specification	FCC 15.205 § 15.209; RSS-Gen: Issue 4
Operating Mode	BW_10MHz_1RB_low_QPSK_CH_20525
Operator	SLo
Operating Conditions	Humidity: 35%rH; Temperature: 20°C
Power during Test	24V DC

EUT Information

Manufacturer:	Robert Bosch Car Multimedia GmbH
EuT:	66-10777-001
---	---
HW Version:	9134G05
SW Version:	17.02.S.016
Serial Number:	2950006922
Connected Interfaces:	Main wiring + DTNA Antenna
Power Supply:	24 V DC

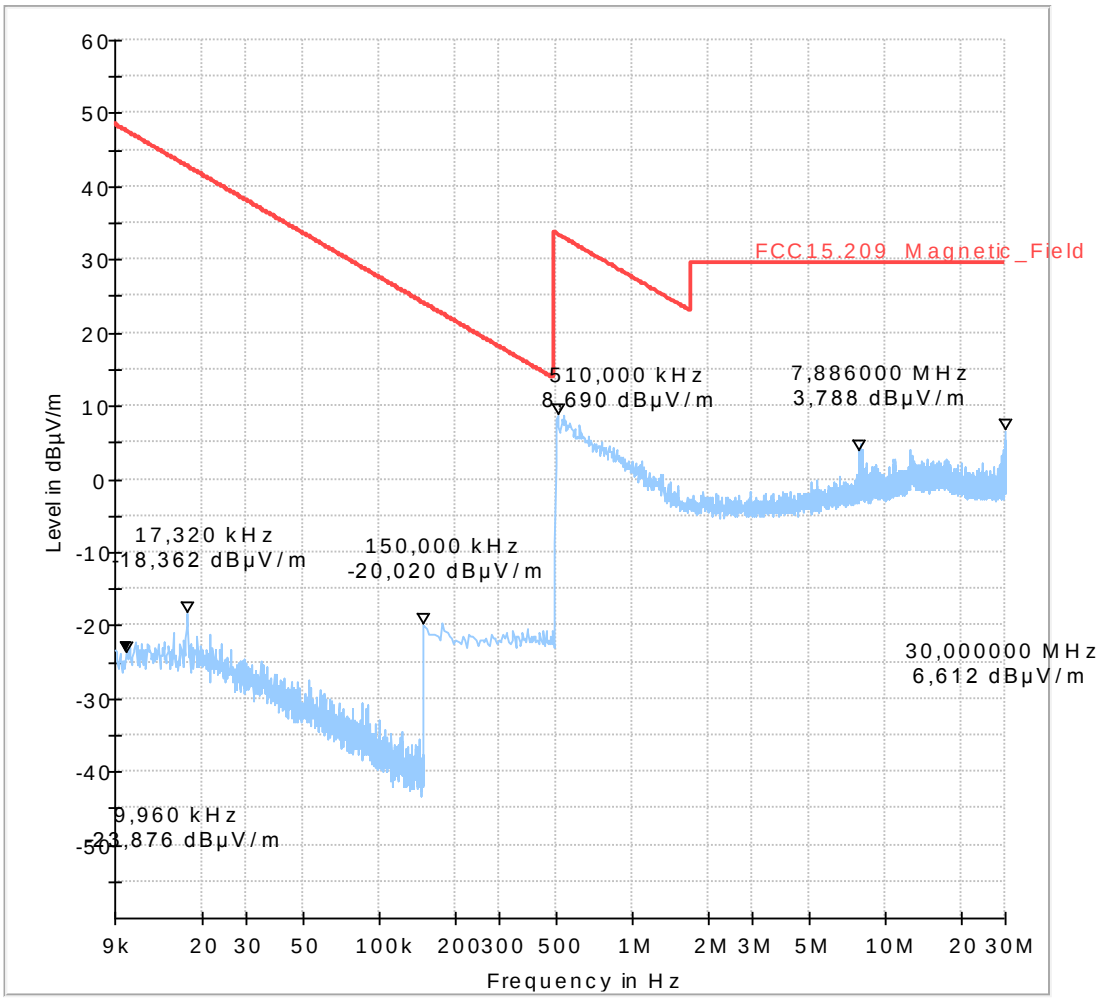

2.23_RSE_R_Ch20643_BW_5

Common Information

Test Description:	Magnetic Field Strength Measurement related to 30/300m distance
Test site and distance:	Ref.-Nr. 441 Semi Anechoic Room (SAR) with 3m measurement distance
Version of Testsoftware	EMC32 V9.25.0
Distance Correction	used accord. table, pls. see test report
Technical Data	Please see page 2 for detailed data of measurement setup
REc. antenna (pre-scan)	height 1.00 m, parallel and 90° to EUT polarisation
Used Filter	bypass
Test specification	FCC 15.205 § 15.209; RSS-Gen: Issue 4
Operating Mode	BW_5MHz_1RB_high_QPSK_CH_20643
Operator	SLo
Operating Conditions	Humidity: 35%rH; Temperature: 20°C
Power during Test	24V DC

EUT Information

Manufacturer:	Robert Bosch Car Multimedia GmbH
EuT:	66-10777-001
---	---
HW Version:	9134G05
SW Version:	17.02.S.016
Serial Number:	2950006922
Connected Interfaces:	Main wiring + DTNA Antenna
Power Supply:	24V DC

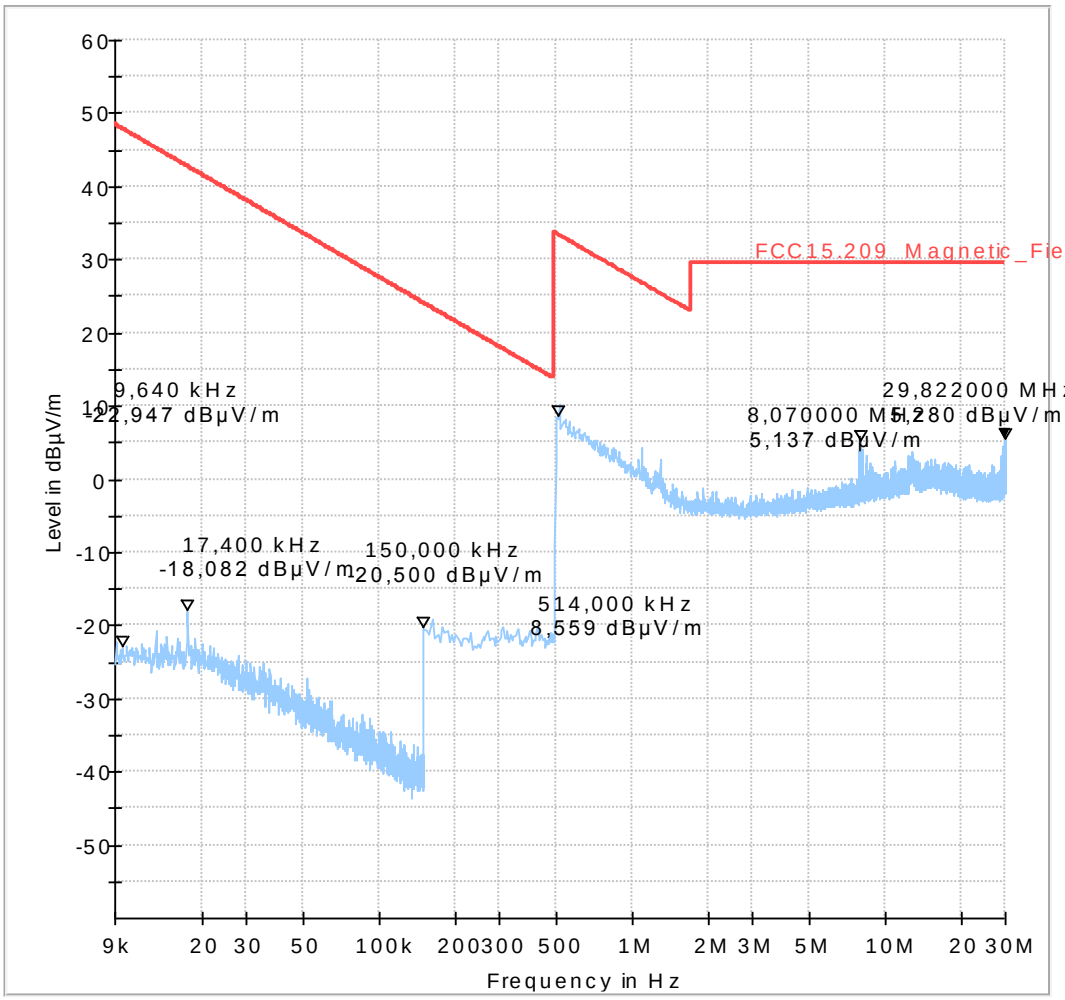

1.5.2. Emissions above 30MHz (LTE Band 5)

8.21_RSE_R_Ch20425_BW_5

Common Information

Test Description:	Radiated Spurious Emissions LTEF DD 5
Test Site Location:	CETECOM GmbH Essen
Test Site:	Fully Anechoic Room (FAR)
Test Standard:	FCC Part 22.917(a)
Operating Mode:	5MHz_1high_QPSK_Ch_20425
Environmental Conditions:	Humidity: 35%rH; Temperature: 22°C
Operator:	RIs

EUT Information

Manufacturer:	Robert Bosch Car Multimedia GmbH
EuT:	66-10777-001
---	---
HW Version:	9134G05
SW Version:	17.02.S.016
Serial Number:	2950006922
Connected Interfaces:	Main wiring + DTNA Antenna
Power Supply:	24V DC

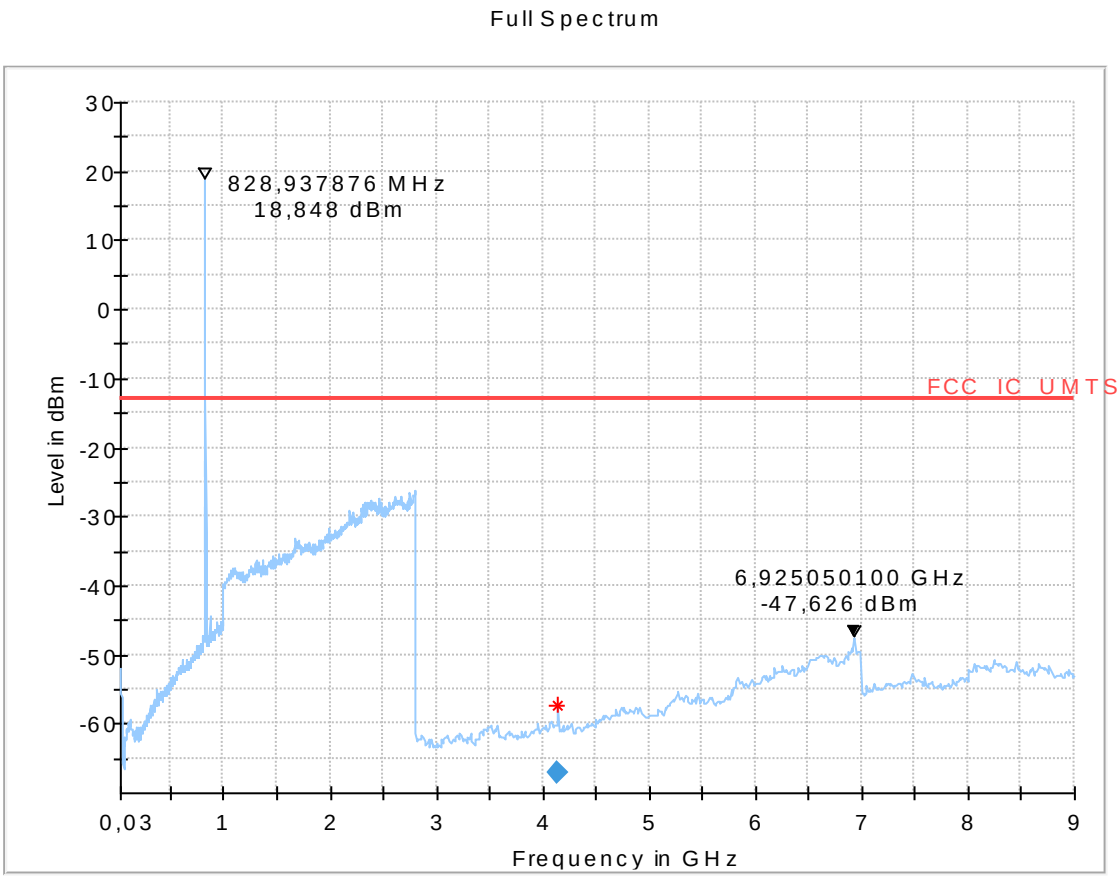

Final_Result

Frequency (MHz)	RMS (dBm)	Limit (dBm)	Margin (dB)	Meas. Time (ms)	Bandwidth (kHz)	Pol	Azimuth (deg)	Elevation (deg)	Corr. (dB)
4143.336674	-67.13	-	54.13	1000.0	100.000	H	156.0	0.0	-93.4

8.22_RSE_R_Ch20525_BW_10

Common Information

Test Description:	Radiated Spurious Emissions LTE FDD 5
Test Site Location:	CETECOM GmbH Essen
Test Site:	Fully Anechoic Room (FAR)
Test Standard:	FCC Part 22.917(a)
Operating Mode:	10MHz_1low_QPSK_Ch_20525
Environmental Conditions:	Humidity: 35%rH; Temperature: 22°C
Operator:	RIs

EUT Information

Manufacturer:	Robert Bosch Car Multimedia GmbH
EuT:	66-10777-001
---	---
HW Version:	9134G05
SW Version:	17.02.S.016
Serial Number:	2950006922
Connected Interfaces:	Main wiring + DTNA Antenna
Power Supply:	24V DC

Full Spectrum

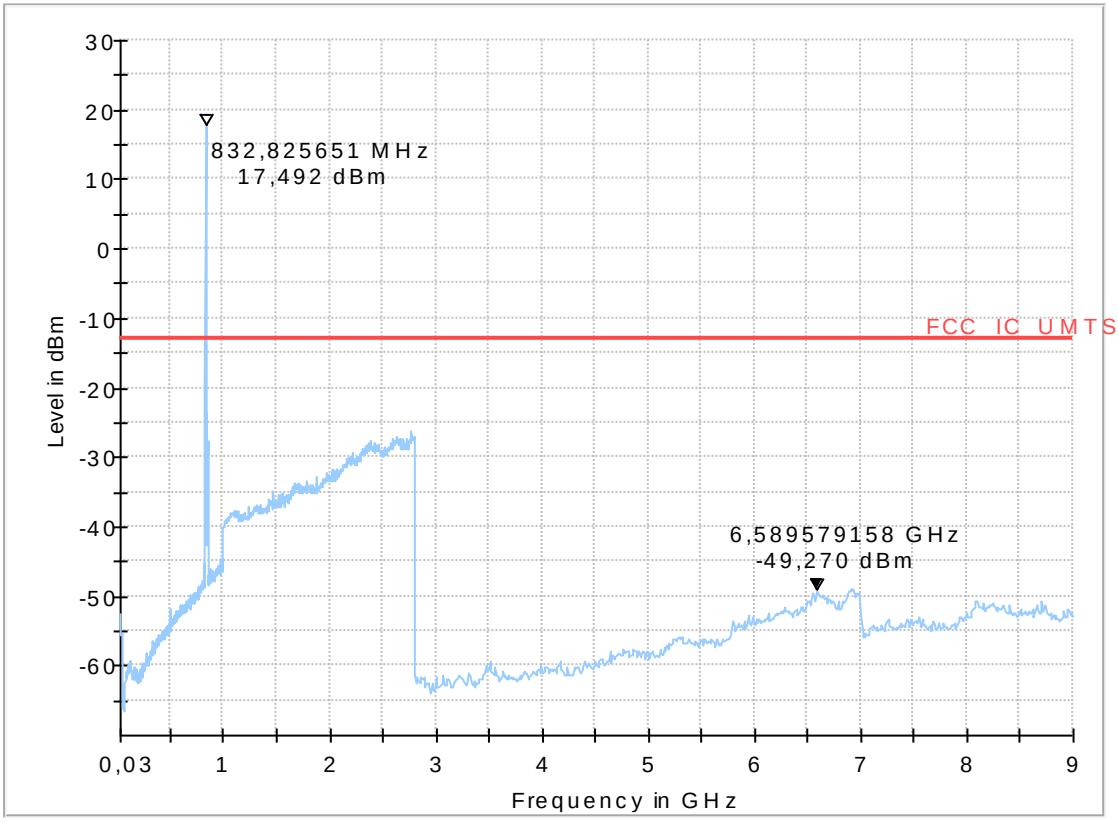

8.23_RSE_R_Ch20643_BW_5

Common Information

Test Description:	Radiated Spurious Emissions LTE FDD 5
Test Site Location:	CETECOM GmbH Essen
Test Site:	Fully Anechoic Room (FAR)
Test Standard:	FCC Part 22.917(a)
Operating Mode:	5MHz_1high_QPSK_Ch_20625
Environmental Conditions:	Humidity: 35%rH; Temperature: 22°C
Operator:	RIs

EUT Information

Manufacturer:	Robert Bosch Car Multimedia GmbH
EuT:	66-10777-001
---	---
HW Version:	9134G05
SW Version:	17.02.S.016
Serial Number:	2950006922
Connected Interfaces:	Main wiring + DTNA Antenna
Power Supply:	24V DC

Full Spectrum

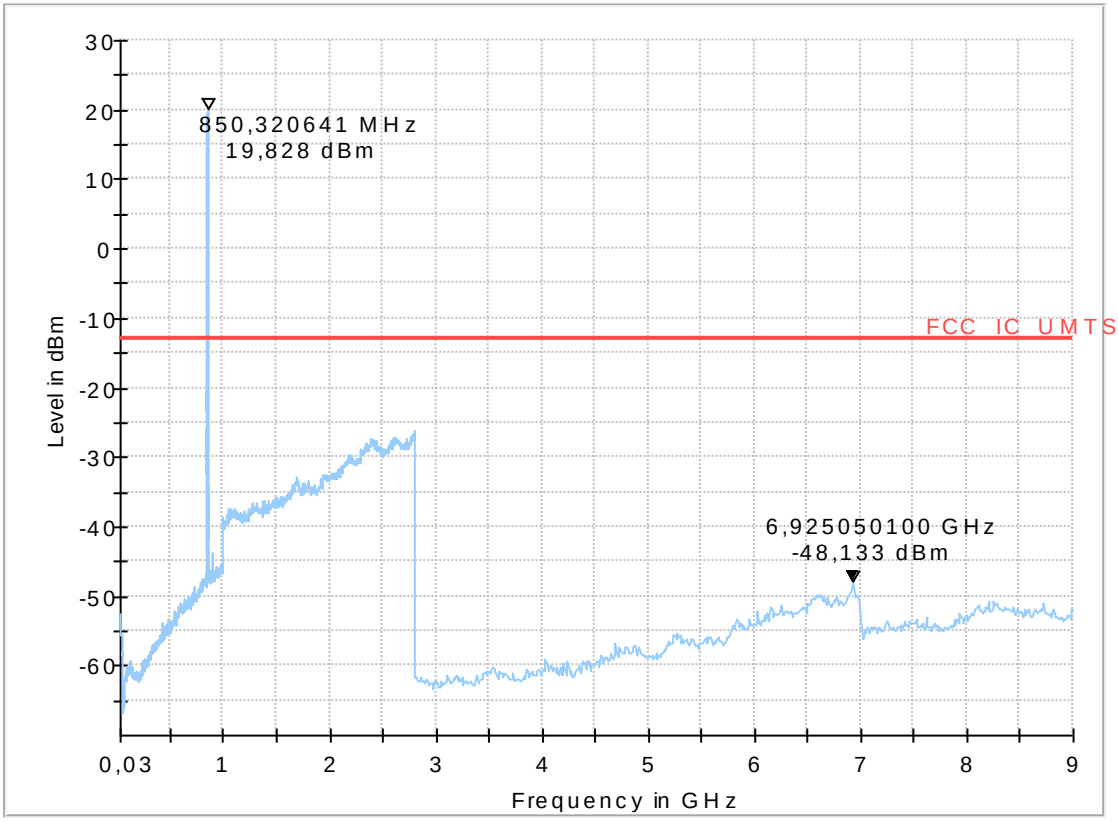

1.6. Spurious emissions radiated (LTE Band 7)
1.6.1. Magnetic field strength radiated (LTE Band 7)

Diagram No. 2.31_RSE_R_Ch20850_BW_20

Common Information

Test description:	Magnetic Field Strength Measurement related to 30/300 m distance
Test site and distance:	Ref.-Nr. 441 Semi Anechoic Room (SAR) with 3 m measurement distance
Version of Testsoftware:	EMC32 V9.25.0
Distance correction:	used accord. table, pls. see test report
Technical Data:	Please see page 2 for detailed data of measurement setup
Rec. antenna (pre-scan):	height 1.00 m, parallel and 90° to EUT polarisation
Used filter:	bypass
Test specification:	FCC 15.205 § 15.209; RSS-Gen: Issue 4
Operator:	RIs
Operating conditions:	BW20MHz_RB1high_QPSK_Ch20850
Power during tests:	24V DC
Comment 1:	Channel low

EUT Information

Manufacturer:	Robert Bosch Car Multimedia GmbH
EuT:	66-10777-001
---	---
HW Version:	9134G05
SW Version:	17.02.S.016
Serial Number:	2950006922
Connected Interfaces:	Main wiring + DTNA Antenna
Power Supply:	24V DC

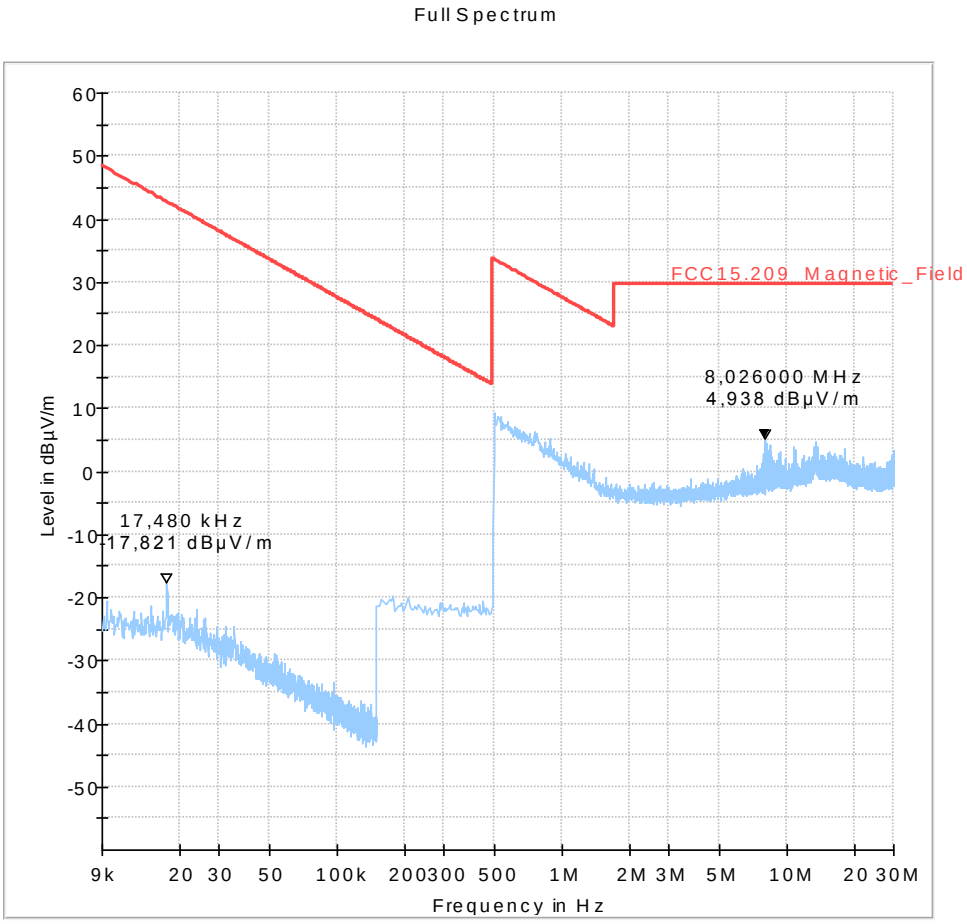

Diagram No. 2.32_RSE_R_Ch21100_BW_15

Common Information

Test description:	Magnetic Field Strength Measurement related to 30/300 m distance
Test site and distance:	Ref.-Nr. 441 Semi Anechoic Room (SAR) with 3 m measurement distance
Version of Testsoftware:	EMC32 V9.25.0
Distance correction:	used accord. table, pls. see test report
Technical Data:	Please see page 2 for detailed data of measurement setup
Rec. antenna (pre-scan):	height 1.00 m, parallel and 90° to EUT polarisation
Used filter:	bypass
Test specification:	FCC 15.205 § 15.209; RSS-Gen: Issue 4
Operator:	RIs
Operating conditions:	BW15MHz_RB1Low_QPSK_Ch21100
Power during tests:	24V DC
Comment 1:	Channel middle

EUT Information

Manufacturer:	Robert Bosch Car Multimedia GmbH
EuT:	66-10777-001
---	---
HW Version:	9134G05
SW Version:	17.02.S.016
Serial Number:	2950006922
Connected Interfaces:	Main wiring + DTNA Antenna
Power Supply:	24V DC

Full Spectrum

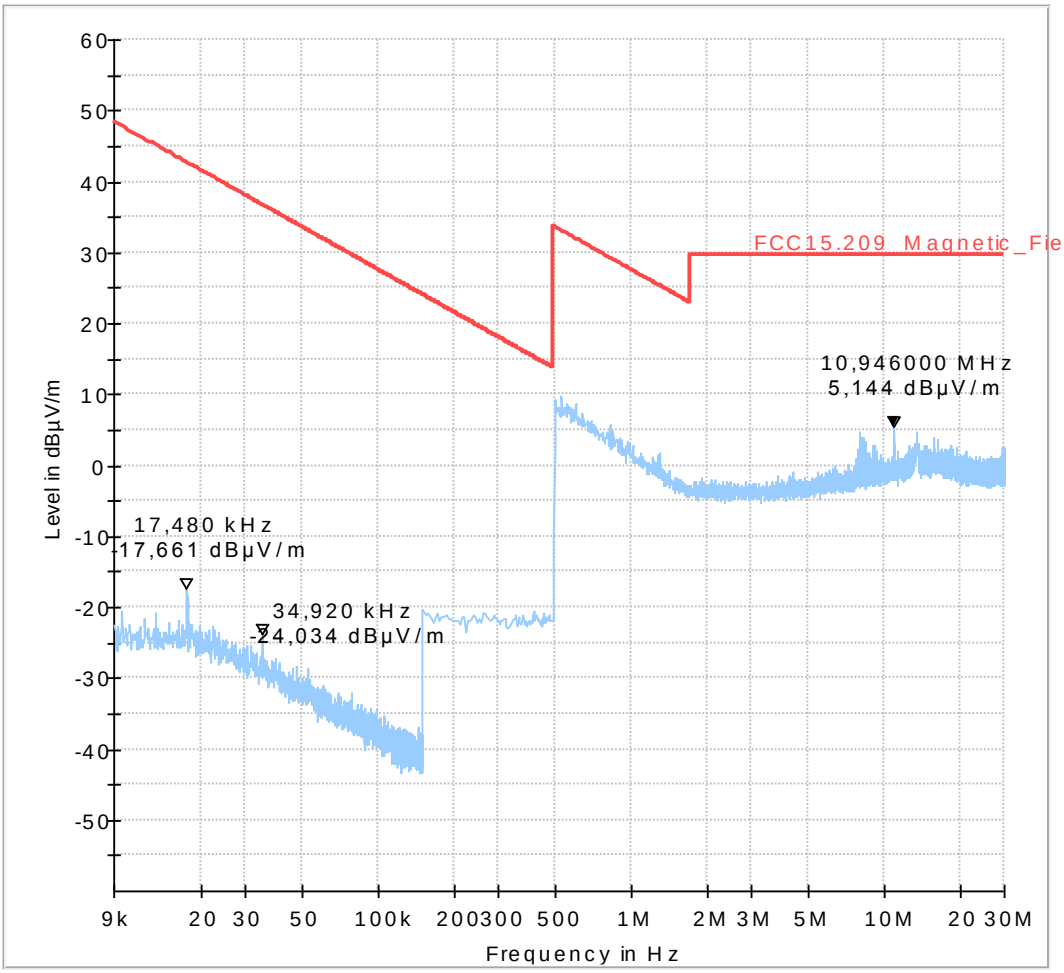

Diagram No. 2.33_RSE_R_Ch21425_BW_5

Common Information

Test description:	Magnetic Field Strength Measurement related to 30/300 m distance
Test site and distance:	Ref.-Nr. 441 Semi Anechoic Room (SAR) with 3 m measurement distance
Version of Testsoftware:	EMC32 V9.25.0
Distance correction:	used accord. table, pls. see test report
Technical Data:	Please see page 2 for detailed data of measurement setup
Rec. antenna (pre-scan):	height 1.00 m, parallel and 90° to EUT polarisation
Used filter:	bypass
Test specification:	FCC 15.205 § 15.209; RSS-Gen: Issue 4
Operator:	RIs
Operating conditions:	BW5MHz_RB1Low_QPSK_Ch21425
Power during tests:	24V DC
Comment 1:	Channel high

EUT Information

Manufacturer:	Robert Bosch Car Multimedia GmbH
EuT:	66-10777-001
---	---
HW Version:	9134G05
SW Version:	17.02.S.016
Serial Number:	2950006922
Connected Interfaces:	Main wiring + DTNA Antenna
Power Supply:	24V DC

Full Spectrum

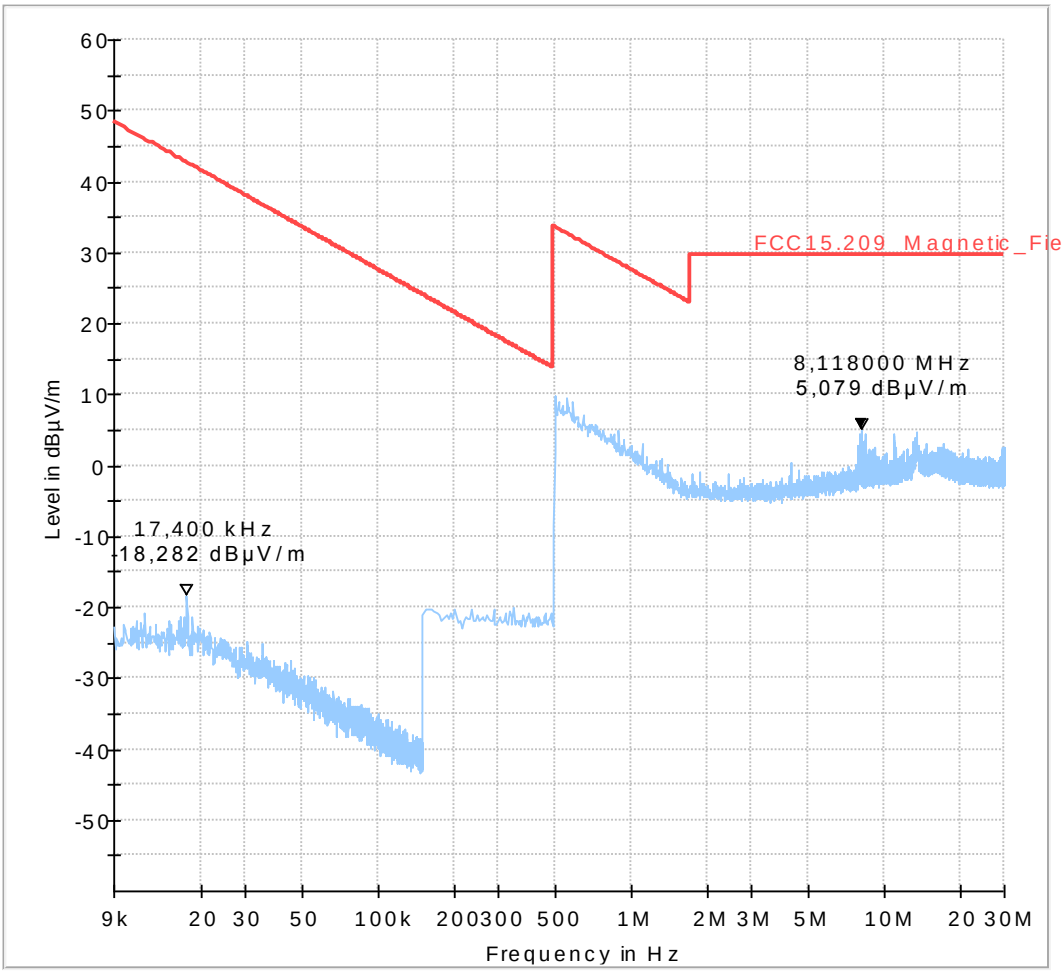

1.6.2. Emissions 30MHz - 2.8GHz (LTE Band 7)

8.31_RSE_R_Ch20850_BW_20

Common Information

Test Description:	Band-Edge low - Radiated Spurious Emissions LTE Band 7
Test Site Location:	CETECOM GmbH Essen
Test Site:	Fully Anechoic Room (FAR)
Test Standard:	FCC Part 27.53(l)(4) Mobile stations limits
Operating Mode:	UE allocated channel 20850/ BW:20MHz / RB:1 / Position: high
Environmental Conditions:	Humidity: 35%rH; Temperature: 23°C
Test SW Version:	EMC32 V9.26.0
Operator:	SRa
Remarks:	

EUT Information

Manufacturer:	Robert Bosch Car Multimedia GmbH
EuT:	66-10777-001
---	---
HW Version:	9134G05
SW Version:	17.02.S.016
Serial Number:	2950006922
Connected Interfaces:	Main wiring + DTNA Antenna
Power Supply:	24V DC

Full Spectrum

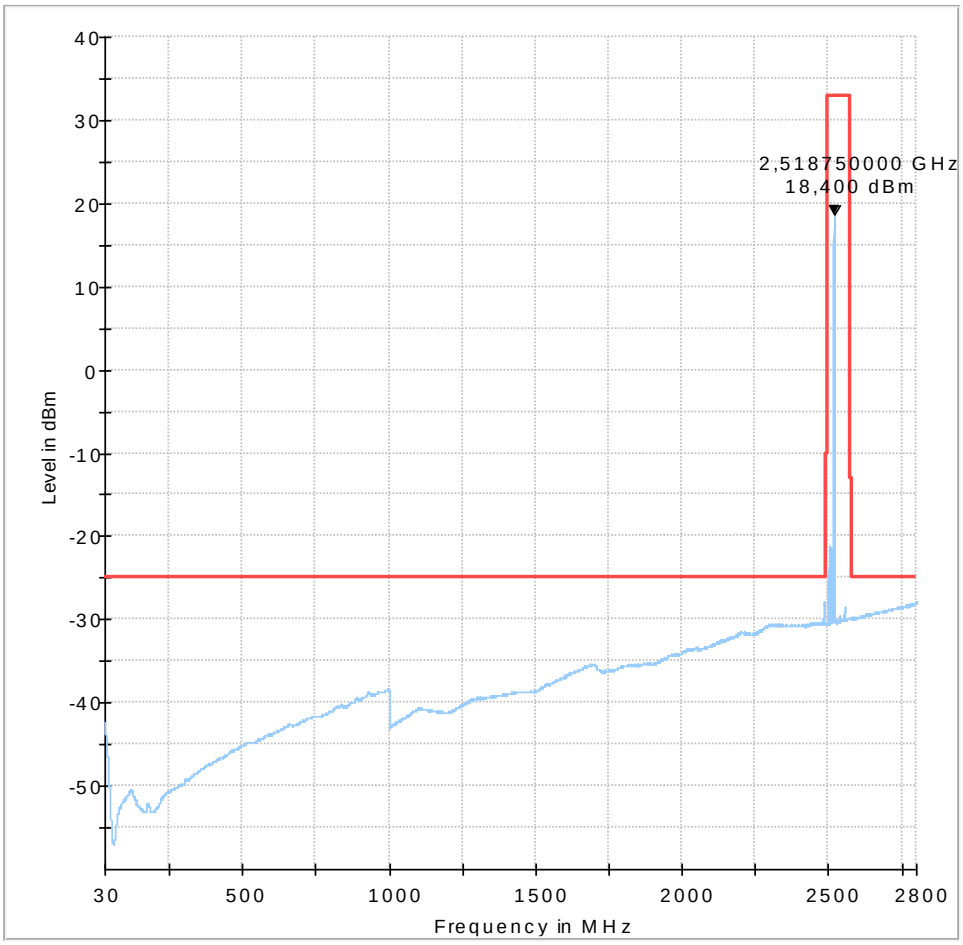

Full Spectrum

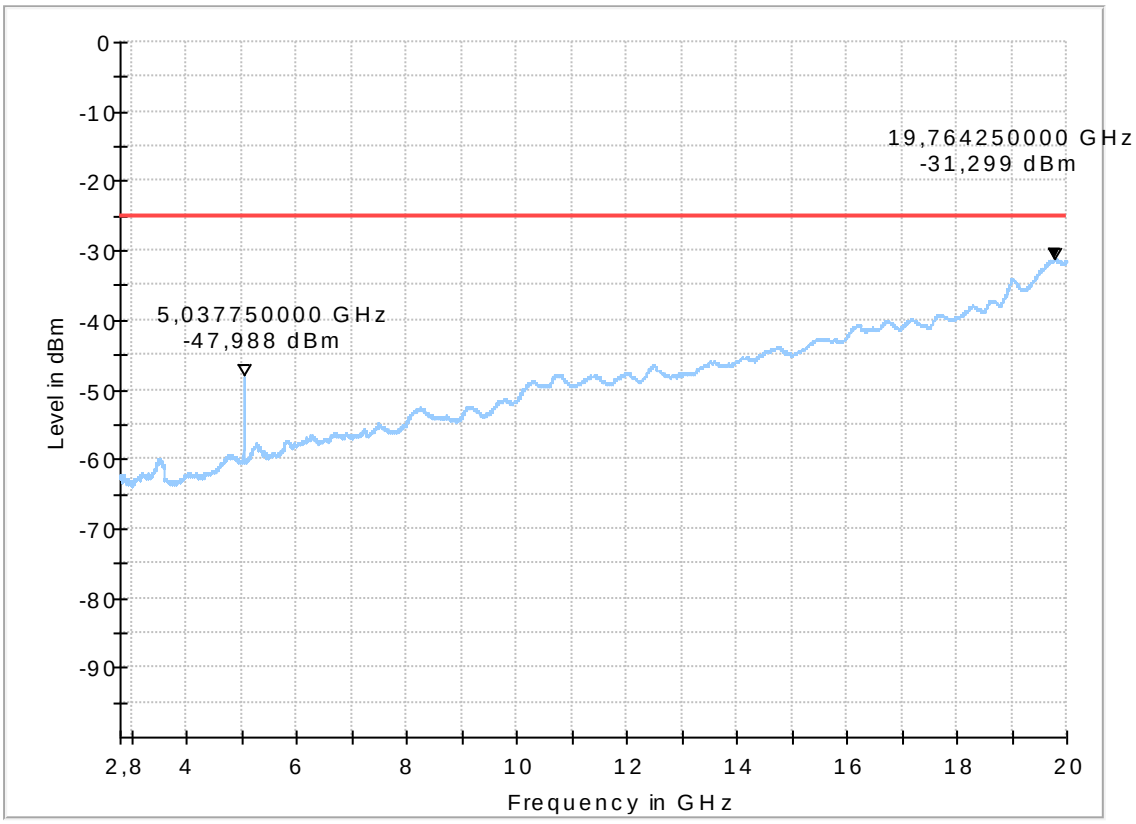

8.32_RSE_R_Ch21100_BW_15

Common Information

Test Description:	Band-Edge low - Radiated Spurious Emissions LTE Band 7
Test Site Location:	CETECOM GmbH Essen
Test Site:	Fully Anechoic Room (FAR)
Test Standard:	FCC Part 27.53(l)(4) Mobile stations limits
Operating Mode:	UE allocated channel 21100/ BW:15MHz / RB:1 / Position: low
Environmental Conditions:	Humidity: 35%rH; Temperature: 23°C
Test SW Version:	EMC32 V9.26.0
Operator:	SRa
Remarks:	

EUT Information

Manufacturer:	Robert Bosch Car Multimedia GmbH
EuT:	66-10777-001
---	---
HW Version:	9134G05
SW Version:	17.02.S.016
Serial Number:	2950006922
Connected Interfaces:	Main wiring + DTNA Antenna
Power Supply:	24V DC

Full Spectrum

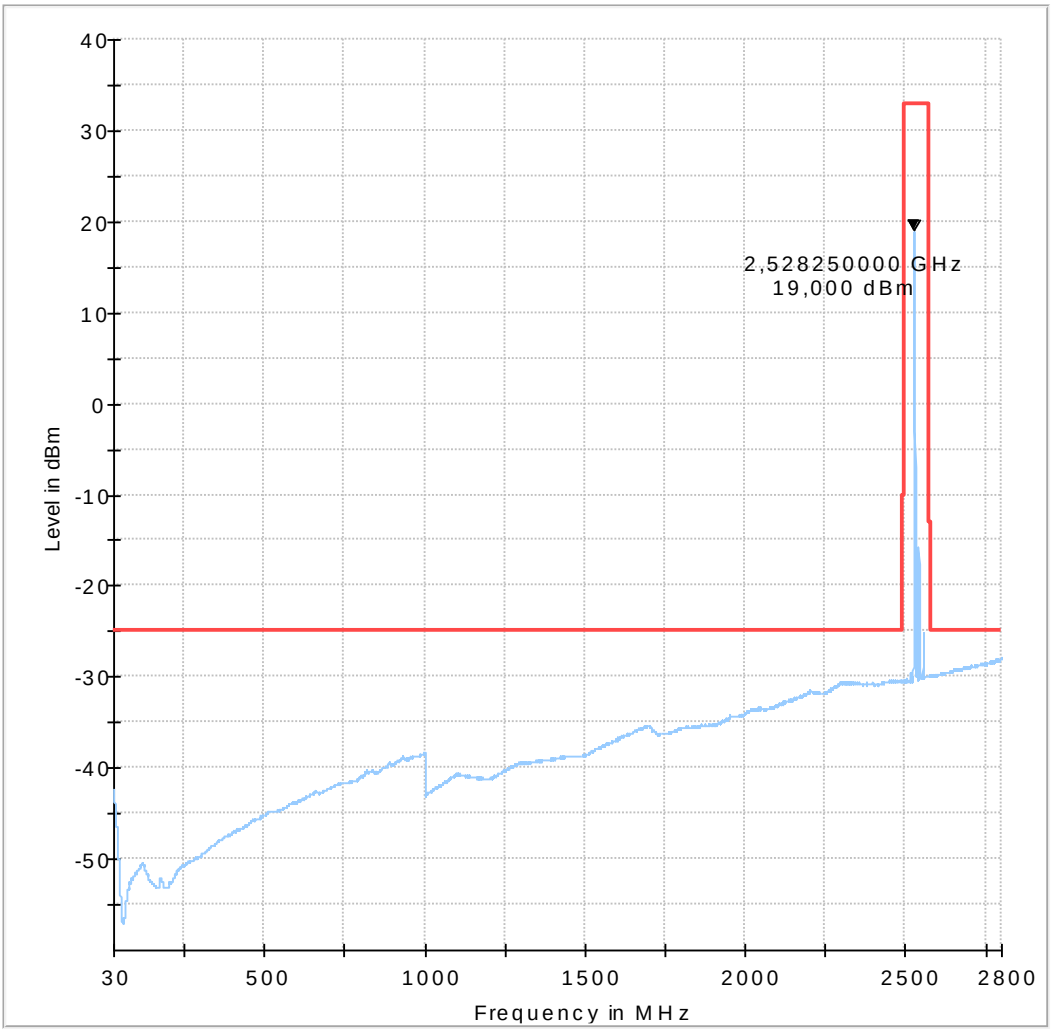

Full Spectrum

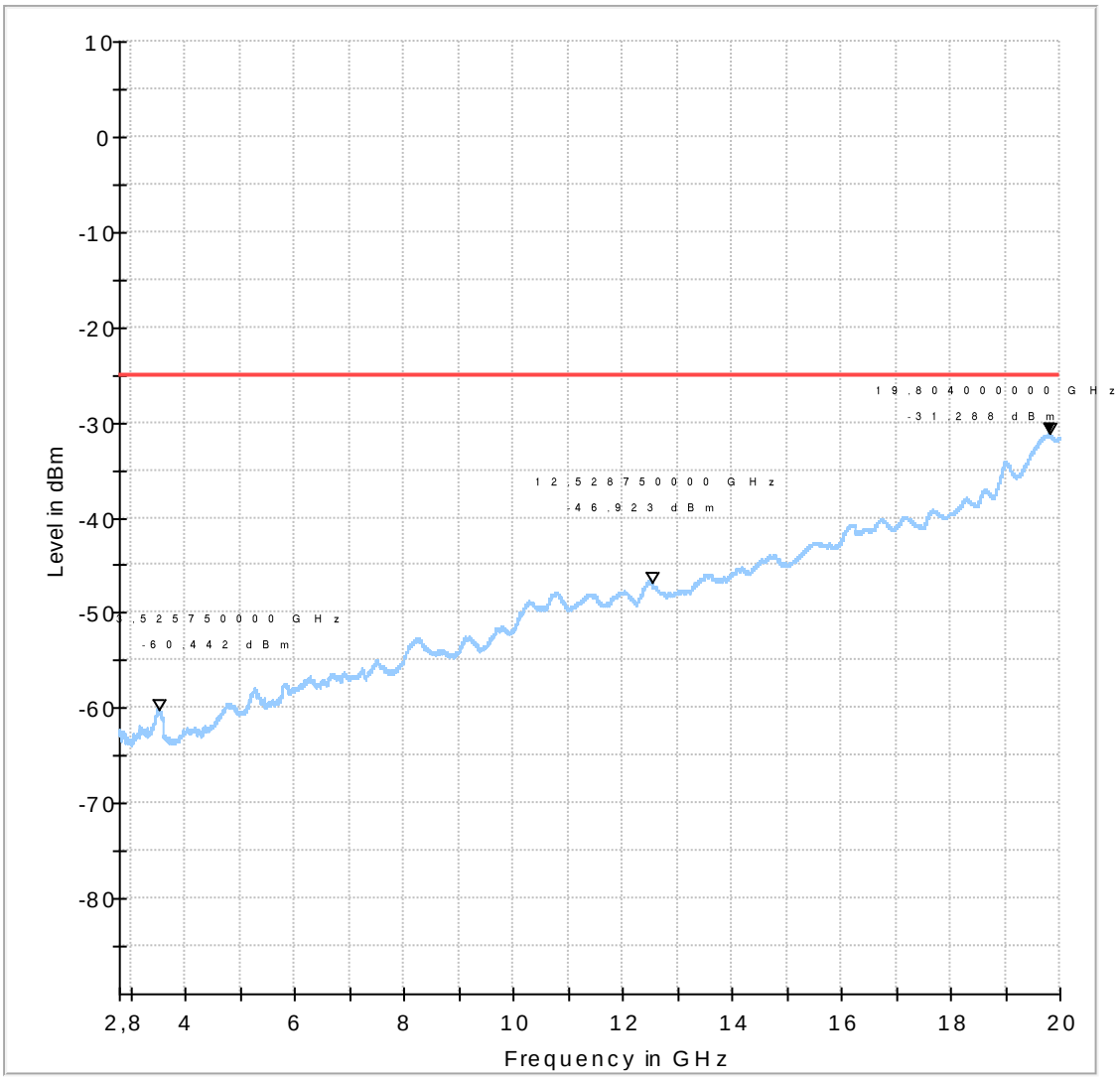

8.33_RSE_R_Ch21425_BW_5

Common Information

Test Description:	Band-Edge low - Radiated Spurious Emissions LTE Band 7
Test Site Location:	CETECOM GmbH Essen
Test Site:	Fully Anechoic Room (FAR)
Test Standard:	FCC Part 27.53(l)(4) Mobile stations limits
Operating Mode:	UE allocated channel 21425/ BW:5MHz / RB:1 / Position: high
Environmental Conditions:	Humidity: 35%rH; Temperature: 23°C
Test SW Version:	EMC32 V9.26.0
Operator:	SRa
Remarks:	EUT - laying+standing position

EUT Information

Manufacturer:	Robert Bosch Car Multimedia GmbH
EuT:	66-10777-001
---	---
HW Version:	9134G05
SW Version:	17.02.S.016
Serial Number:	2950006922
Connected Interfaces:	Main wiring + DTNA Antenna
Power Supply:	24V DC

Full Spectrum

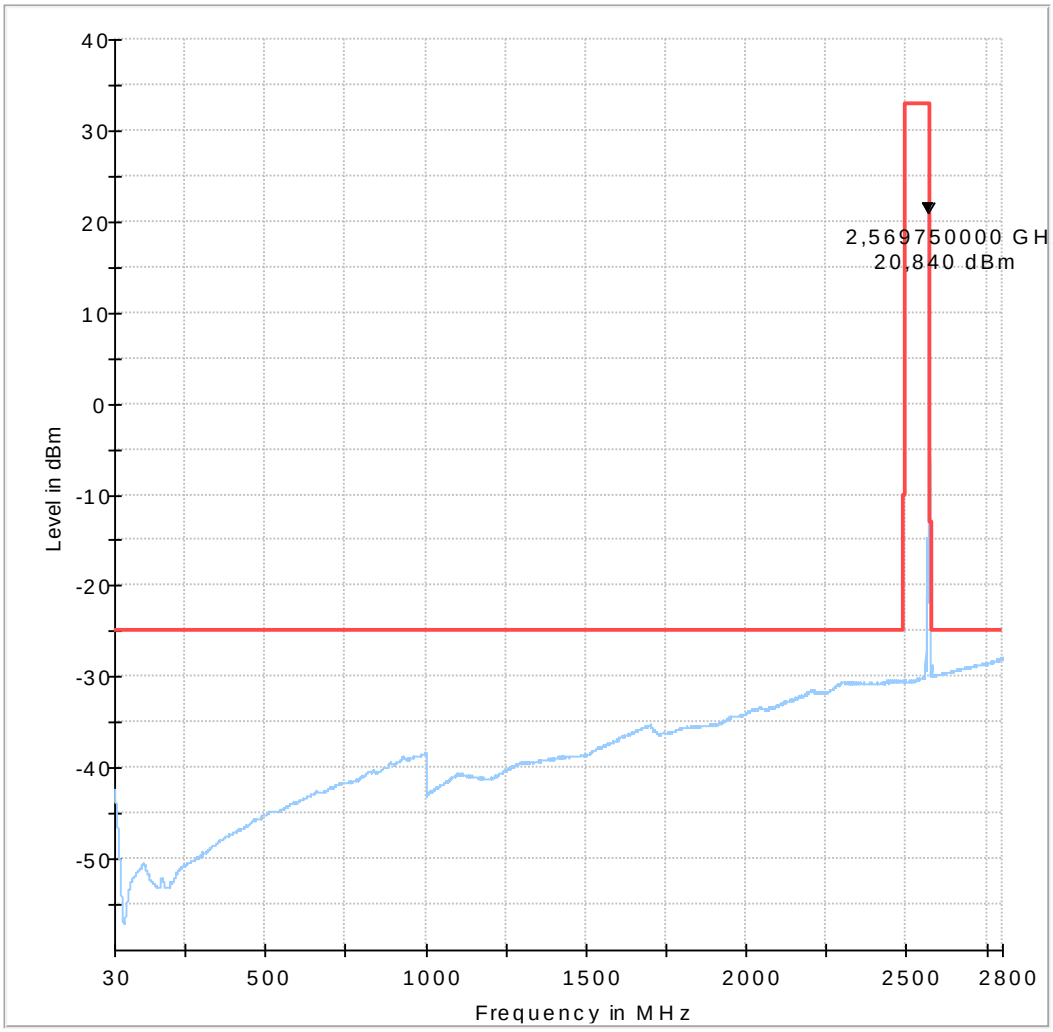

Full Spectrum

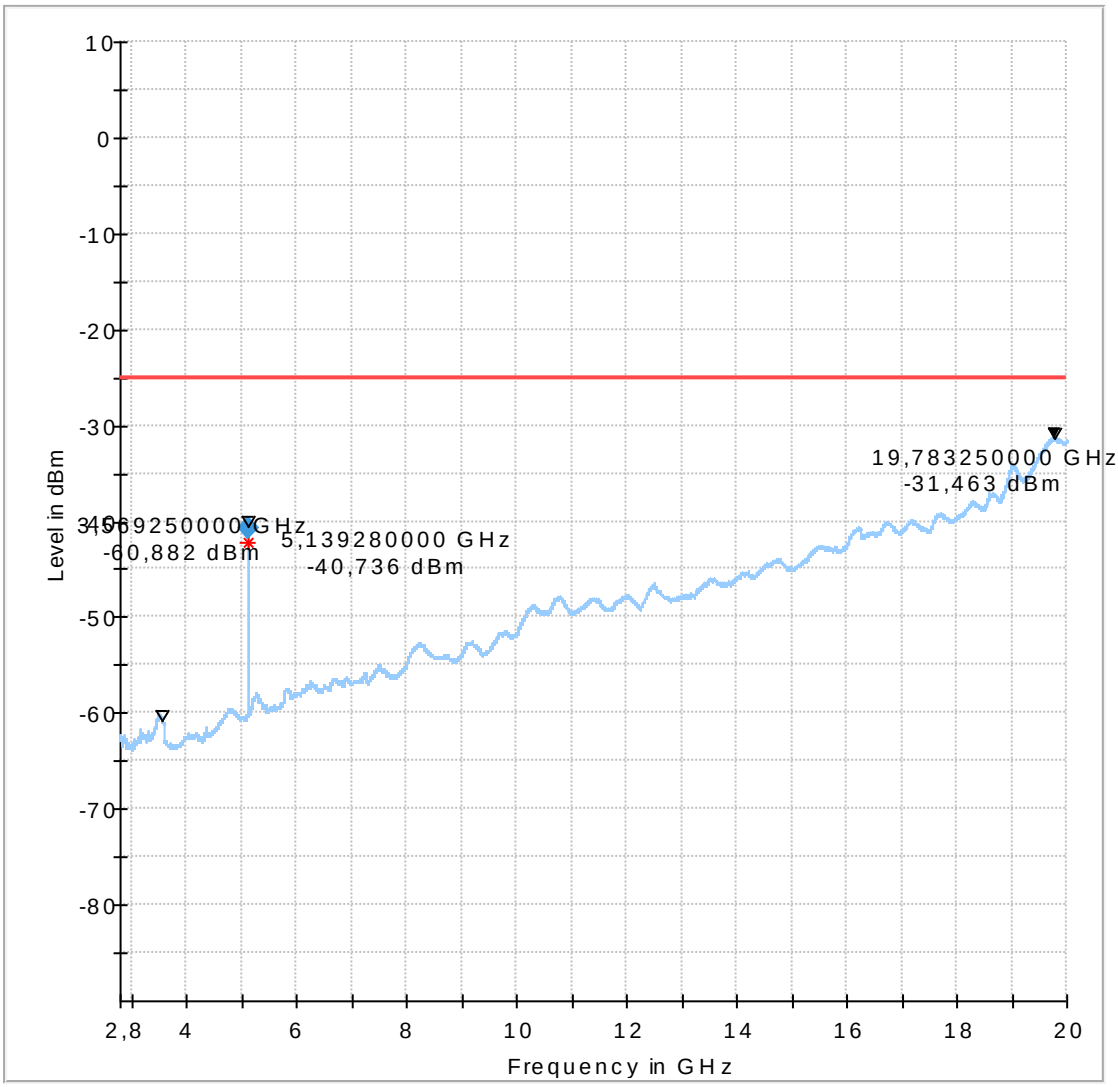

1.7. Spurious emissions radiated (LTE Band 17)
1.7.1. Magnetic field strength radiated (LTE Band 17)

2.41_RSE_R_Ch23035_BW_5

Common Information

Test Description:	Magnetic Field Strength Measurement related to 30/300m distance
Test site and distance:	Ref.-Nr. 441 Semi Anechoic Room (SAR) with 3m measurement distance
Version of Testsoftware	EMC32 V9.25.0
Distance Correction	used accord. table, pls. see test report
Technical Data	Please see page 2 for detailed data of measurement setup
REc. antenna (pre-scan)	height 1.00 m, parallel and 90° to EUT polarisation
Used Filter	bypass
Test specification	FCC 15.205 § 15.209; RSS-Gen: Issue 4
Operating Mode	BW_5MHz_RB_HIGH_QPSK_CH_23035
Operator	DLe
Operating Conditions	Humidity: 35%rH; Temperature: 20°C
Power during Test	24V DC

EUT Information

Manufacturer:	Robert Bosch Car Multimedia GmbH
EuT:	66-10777-001
---	---
HW Version:	9134G05
SW Version:	17.02.S.016
Serial Number:	2950006922
Connected Interfaces:	Main wiring + DTNA Antenna
Power Supply:	24V DC

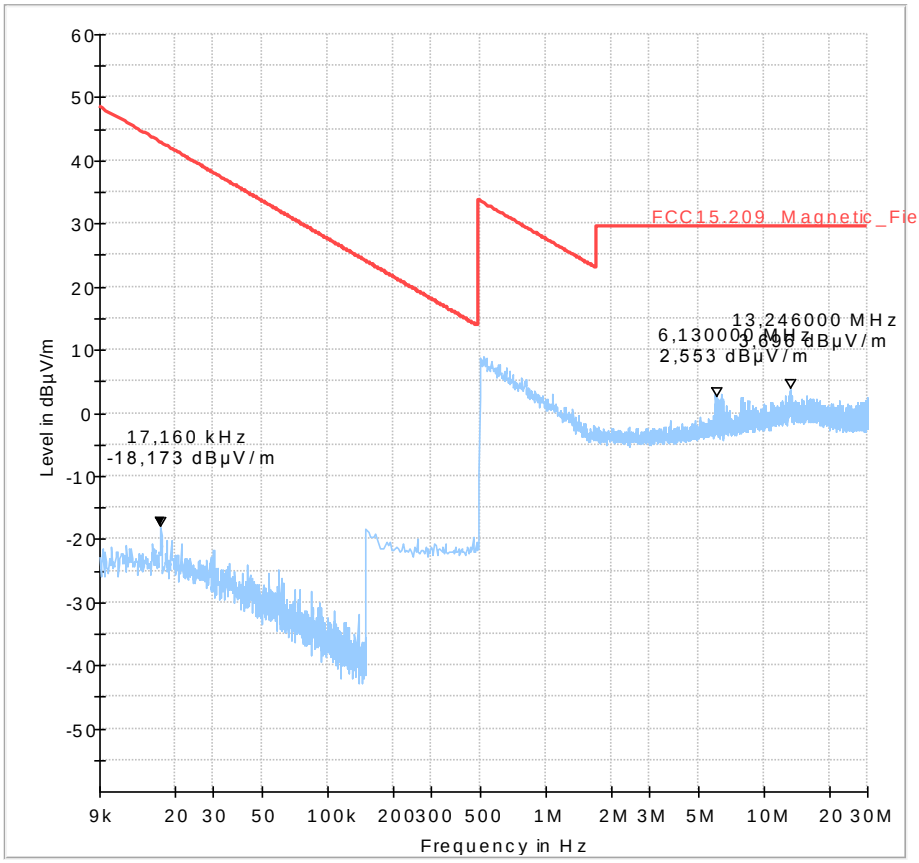

2.42_RSE_R_Ch23790_BW_10

Common Information

Test Description:	Magnetic Field Strength Measurement related to 30/300m distance
Test site and distance:	Ref.-Nr. 441 Semi Anechoic Room (SAR) with 3m measurement distance
Version of Testsoftware	EMC32 V9.25.0
Distance Correction	used accord. table, pls. see test report
Technical Data	Please see page 2 for detailed data of measurement setup
REc. antenna (pre-scan)	height 1.00 m, parallel and 90° to EUT polarisation
Used Filter	bypass
Test specification	FCC 15.205 § 15.209; RSS-Gen: Issue 4
Operating Mode	BW_10MHz_RB_LOW_QPSK_CH_23790
Operator	DLe
Operating Conditions	Humidity: 35%rH; Temperature: 20°C
Power during Test	24V DC

EUT Information

Manufacturer:	Robert Bosch Car Multimedia GmbH
EuT:	66-10777-001
---	---
HW Version:	9134G05
SW Version:	17.02.S.016
Serial Number:	2950006922
Connected Interfaces:	Main wiring + DTNA Antenna
Power Supply:	24V DC

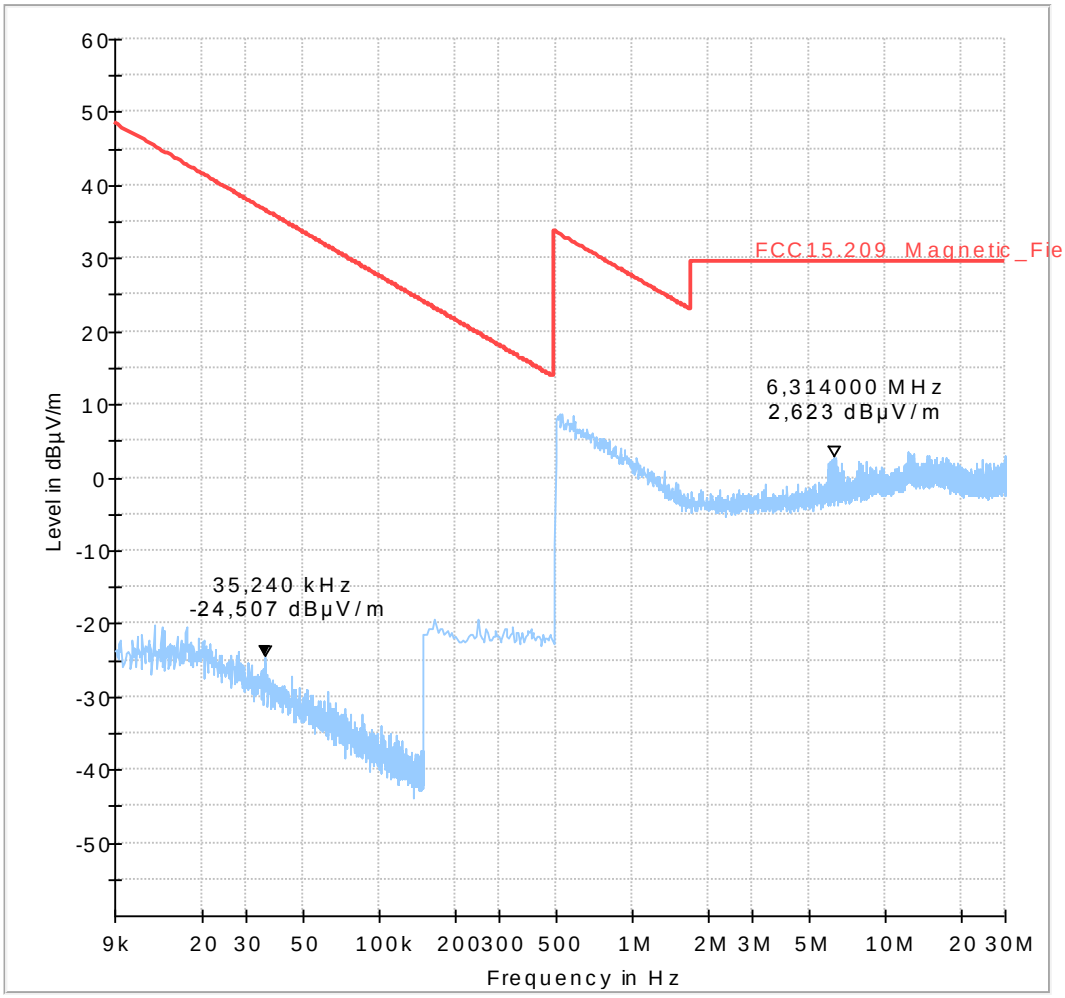

2.43_RSE_R_Ch23800_BW_10

Common Information

Test Description:	Magnetic Field Strength Measurement related to 30/300m distance
Test site and distance:	Ref.-Nr. 441 Semi Anechoic Room (SAR) with 3m measurement distance
Version of Testsoftware	EMC32 V9.25.0
Distance Correction	used accord. table, pls. see test report
Technical Data	Please see page 2 for detailed data of measurement setup
REc. antenna (pre-scan)	height 1.00 m, parallel and 90° to EUT polarisation
Used Filter	bypass
Test specification	FCC 15.205 § 15.209; RSS-Gen: Issue 4
Operating Mode	BW_10MHz_1RB_high_QPSK_CH_23800
Operator	SLo
Operating Conditions	Humidity: 35%rH; Temperature: 20°C
Power during Test	24V DC

EUT Information

Manufacturer:	Robert Bosch Car Multimedia GmbH
EuT:	66-10777-001
---	---
HW Version:	9134G05
SW Version:	17.02.S.016
Serial Number:	2950006922
Connected Interfaces:	Main wiring + DTNA Antenna
Power Supply:	24V DC

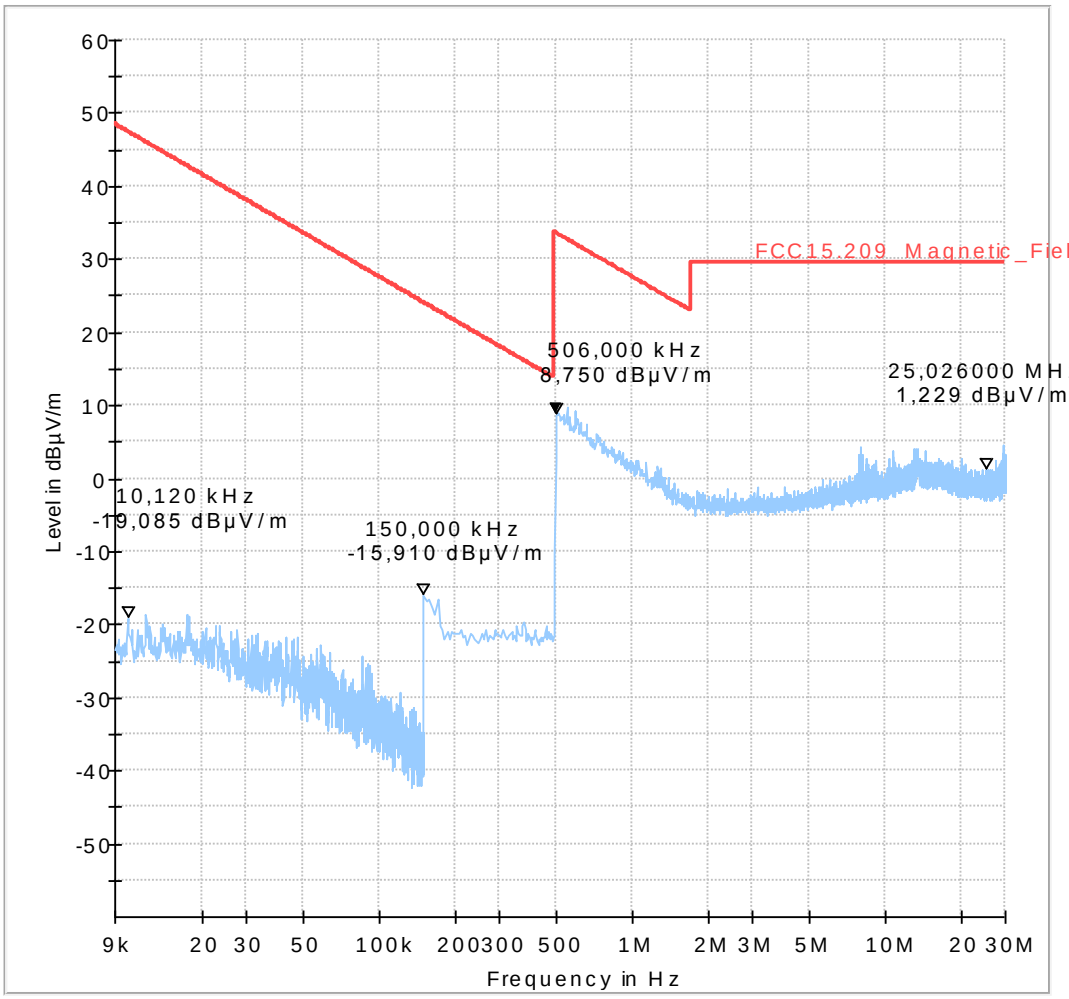

1.8. Radiated emissions – band-edge (LTE Band 2)
1.8.1. Low band-edge

9.01_BE_LTE2_low

Common Information

Test Description:	Radiated field strength emission in 3m distance
Test Site Location:	CETECOM GmbH Essen
Test Site:	Fully Anechoic Room (FAR)
Test Standard:	FCC 030417
Operating Mode:	BE 1.4MHz | 1Rb low | Modulation QPSK | Ch 18607
Environmental Conditions:	Humidity: 35%rH; Temperature: 22°C
Operator:	SRa/TFra

EUT Information

Manufacturer:	Robert Bosch Car Multimedia GmbH
EuT:	66-10777-001
---	---
HW Version:	9134G05
SW Version:	17.02.S.016
Serial Number:	2950006922
Connected Interfaces:	Main wiring + DTNA Antenna
Power Supply:	24V DC

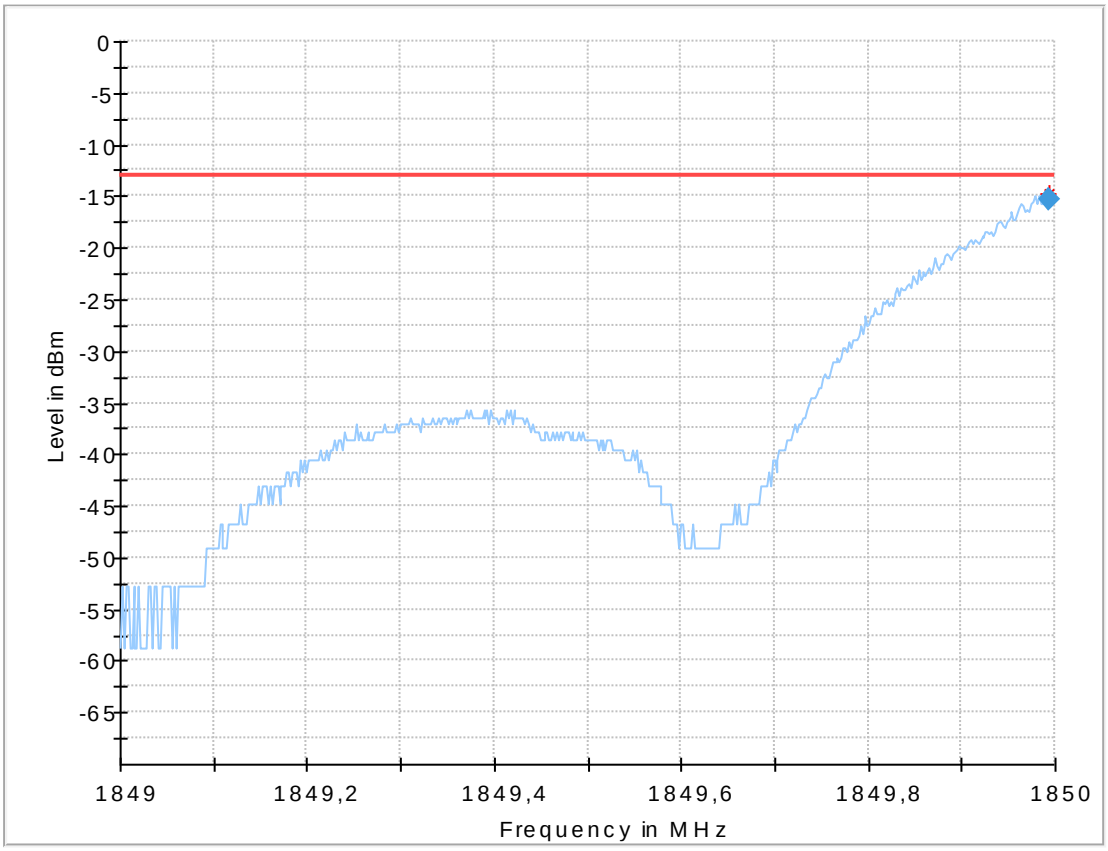

Final_Result

Frequency (MHz)	RMS (dBm)	Limit (dBm)	Margin (dB)	Meas. Time (ms)	Bandwidth (kHz)	Pol	Azimuth (deg)	Elevation (deg)	Corr. (dB)
1849.993988	-15.28	-13.00	2.28	2000.0	20.000	V	282.0	90.0	-63.1

9.02_BE_LTE2_low_Ch18607_QAM

Common Information

Test Description:	Radiated field strength emission in 3m distance
Test Site Location:	CETECOM GmbH Essen
Test Site:	Fully Anechoic Room (FAR)
Test Standard:	FCC Part 24
Operating Mode:	BE 1.4MHz | 1RB low | Modulation QAM | CH 18607
Environmental Conditions:	Humidity: 35%rH; Temperature: 22°C
Operator:	SRa/TFra

EUT Information

Manufacturer:	Robert Bosch Car Multimedia GmbH
EuT:	66-10777-001
---	---
HW Version:	9134G05
SW Version:	17.02.S.016
Serial Number:	2950006922
Connected Interfaces:	Main wiring + DTNA Antenna
Power Supply:	24V DC

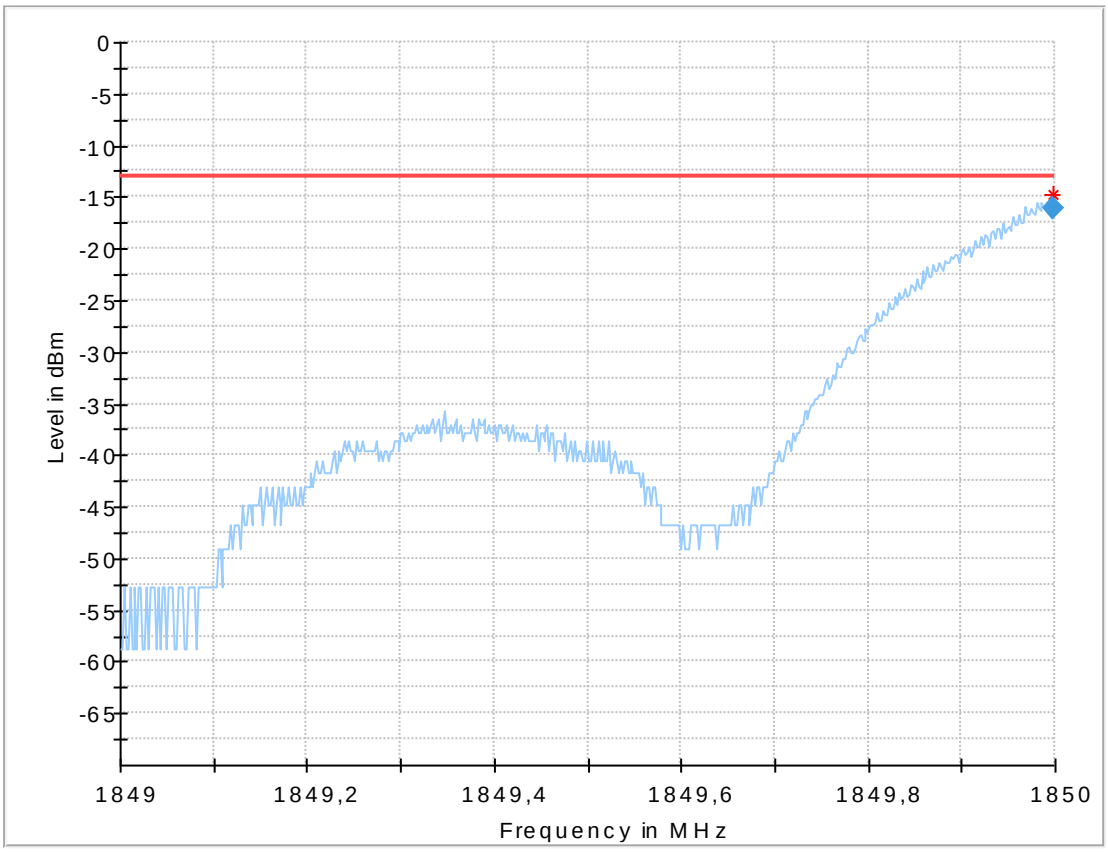

Final_Result

Frequency (MHz)	RMS (dBm)	Limit (dBm)	Margin (dB)	Meas. Time (ms)	Bandwidth (kHz)	Pol	Azimuth (deg)	Elevation (deg)	Corr. (dB)
1849.997996	-16.14	-13.00	3.14	2000.0	20.000	H	269.0	0.0	-63.1

9.05_BE_LTE2_low_Ch18650_QAM

Common Information

Test Description:	Radiated field strength emission in 3m distance
Test Site Location:	CETECOM GmbH Essen
Test Site:	Fully Anechoic Room (FAR)
Test Standard:	FCC Part 24
Operating Mode:	BE 10 MHz / 50 RB low / Modulation QAM / CH 18650
Environmental Conditions:	Humidity: 35%rH; Temperature: 22°C
Operator:	RIs

EUT Information

Manufacturer:	Robert Bosch Car Multimedia GmbH
EuT:	66-10777-001
---	---
HW Version:	9134G05
SW Version:	17.02.S.016
Serial Number:	2950006922
Connected Interfaces:	Main wiring + DTNA Antenna
Power Supply:	24V DC

Full Spectrum

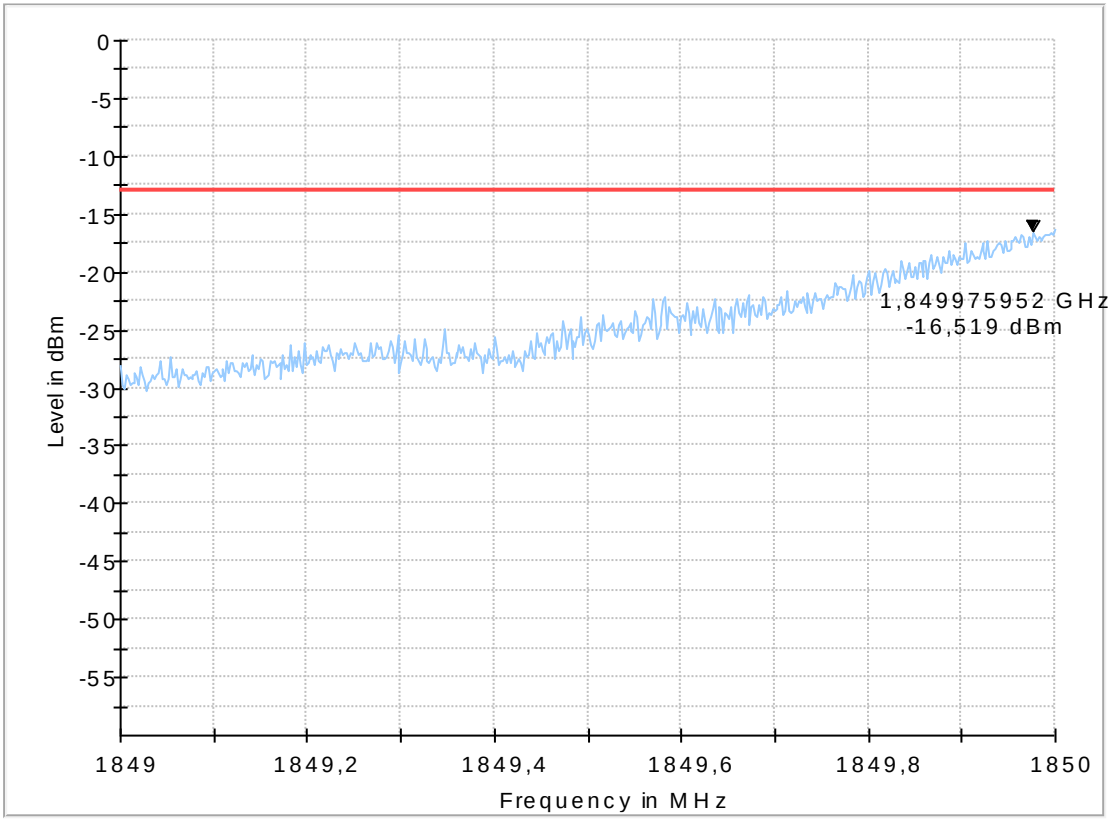

9.06_BE_LTE2_low_Ch18650_QPSK

Common Information

Test Description:	Radiated field strength emission in 3m distance
Test Site Location:	CETECOM GmbH Essen
Test Site:	Fully Anechoic Room (FAR)
Test Standard:	FCC Part 24
Operating Mode:	BE 10 MHz / 50 RB low / Modulation QPSK / CH 18650
Environmental Conditions:	Humidity: 35%rH; Temperature: 22°C
Operator:	RIs

EUT Information

Manufacturer:	Robert Bosch Car Multimedia GmbH
EuT:	66-10777-001
---	---
HW Version:	9134G05
SW Version:	17.02.S.016
Serial Number:	2950006922
Connected Interfaces:	Main wiring + DTNA Antenna
Power Supply:	24V DC

Full Spectrum

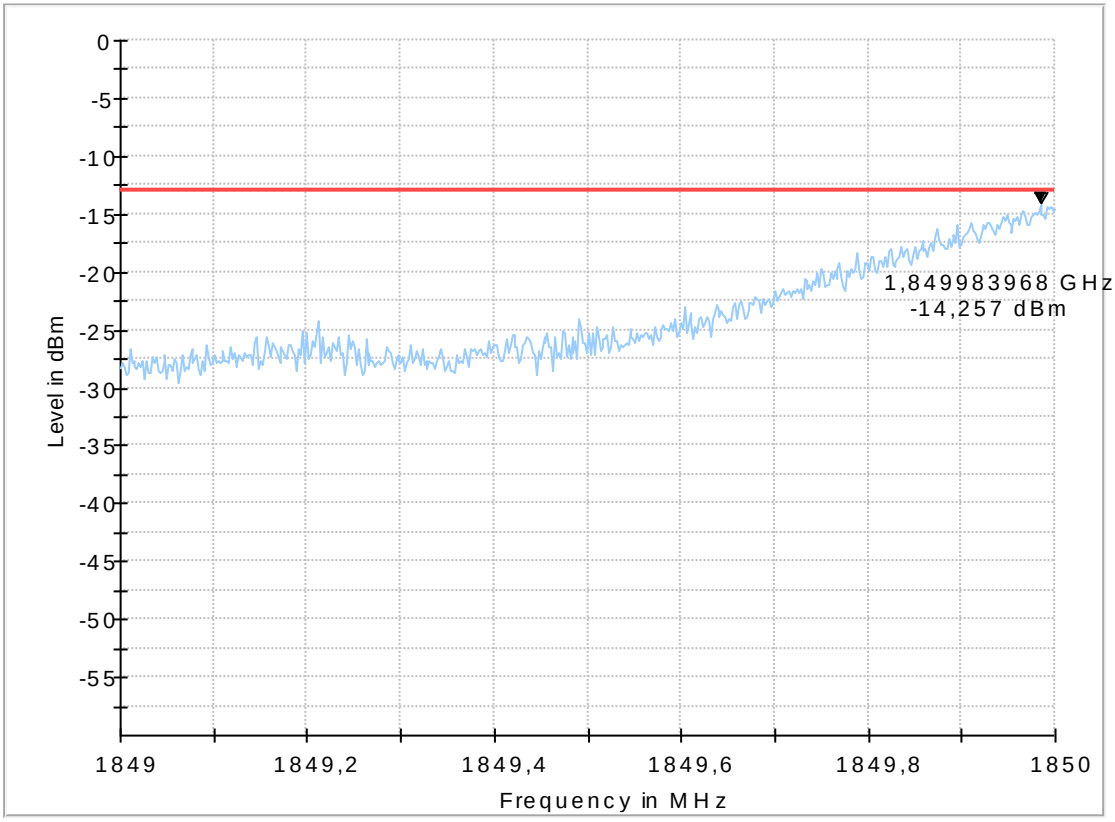

1.8.2. High band-edge

9.03_BE_LTE2_high_Ch19175_QAM

Common Information

Test Description:	Radiated field strength emission in 3m distance
Test Site Location:	CETECOM GmbH Essen
Test Site:	Fully Anechoic Room (FAR)
Test Standard:	FCC Part 24
Operating Mode:	BE 1,4 MHz / 1RB high / Modulation QAM / CH 19175
Environmental Conditions:	Humidity: 35%rH; Temperature: 22°C
Operator:	SRa/TFra

EUT Information

Manufacturer:	Robert Bosch Car Multimedia GmbH
EuT:	66-10777-001
---	---
HW Version:	9134G05
SW Version:	17.02.S.016
Serial Number:	2950006922
Connected Interfaces:	Main wiring + DTNA Antenna
Power Supply:	24V DC

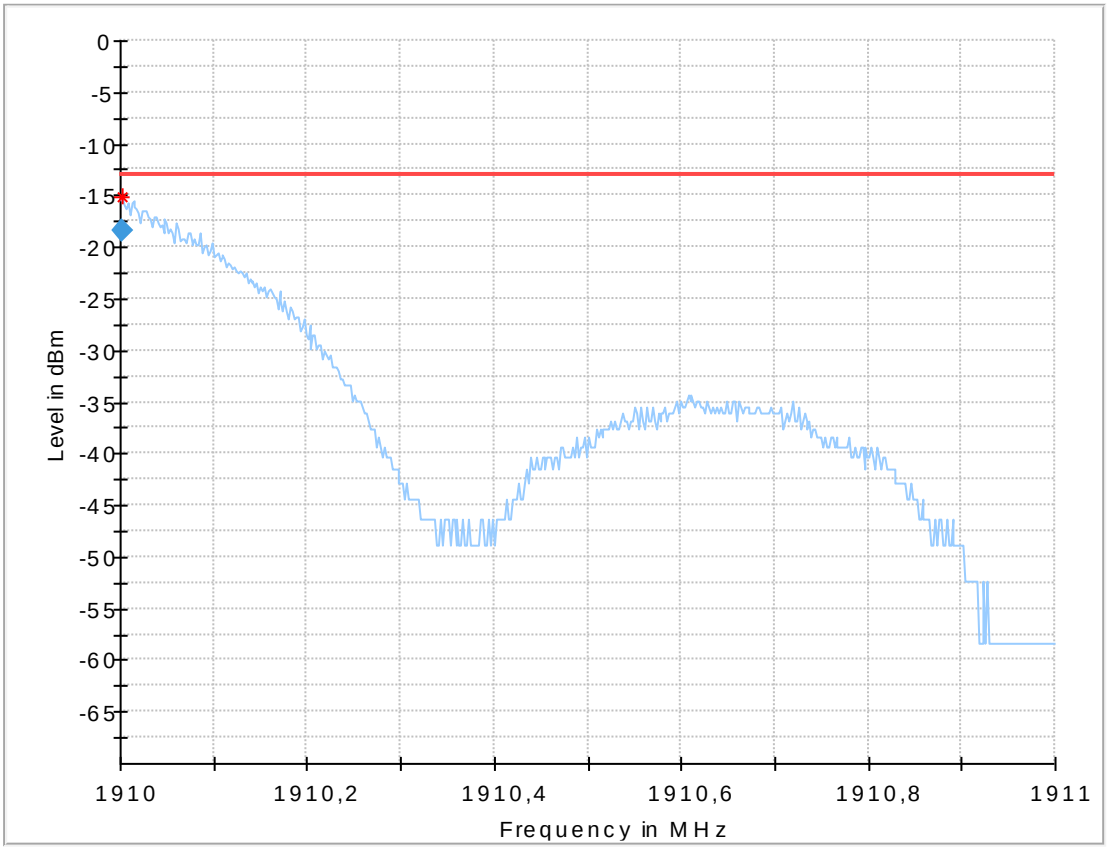

Final_Result

Frequency (MHz)	RMS (dBm)	Limit (dBm)	Margin (dB)	Meas. Time (ms)	Bandwidth (kHz)	Pol	Azimuth (deg)	Elevation (deg)	Corr. (dB)
1910.002004	-18.41	-13.00	5.41	2000.0	20.000	H	276.0	0.0	-62.8

9.04_BE_LTE2_high_Ch19175_QPSK

Common Information

Test Description:	Radiated field strength emission in 3m distance
Test Site Location:	CETECOM GmbH Essen
Test Site:	Fully Anechoic Room (FAR)
Test Standard:	FCC Part 24
Operating Mode:	BE 1,4 MHz / 1RB high / Modulation QPSK / CH 19175
Environmental Conditions:	Humidity: 35%rH; Temperature: 22°C
Operator:	SRa/TFra

EUT Information

Manufacturer:	Robert Bosch Car Multimedia GmbH
EuT:	66-10777-001
---	---
HW Version:	9134G05
SW Version:	17.02.S.016
Serial Number:	2950006922
Connected Interfaces:	Main wiring + DTNA Antenna
Power Supply:	24V DC

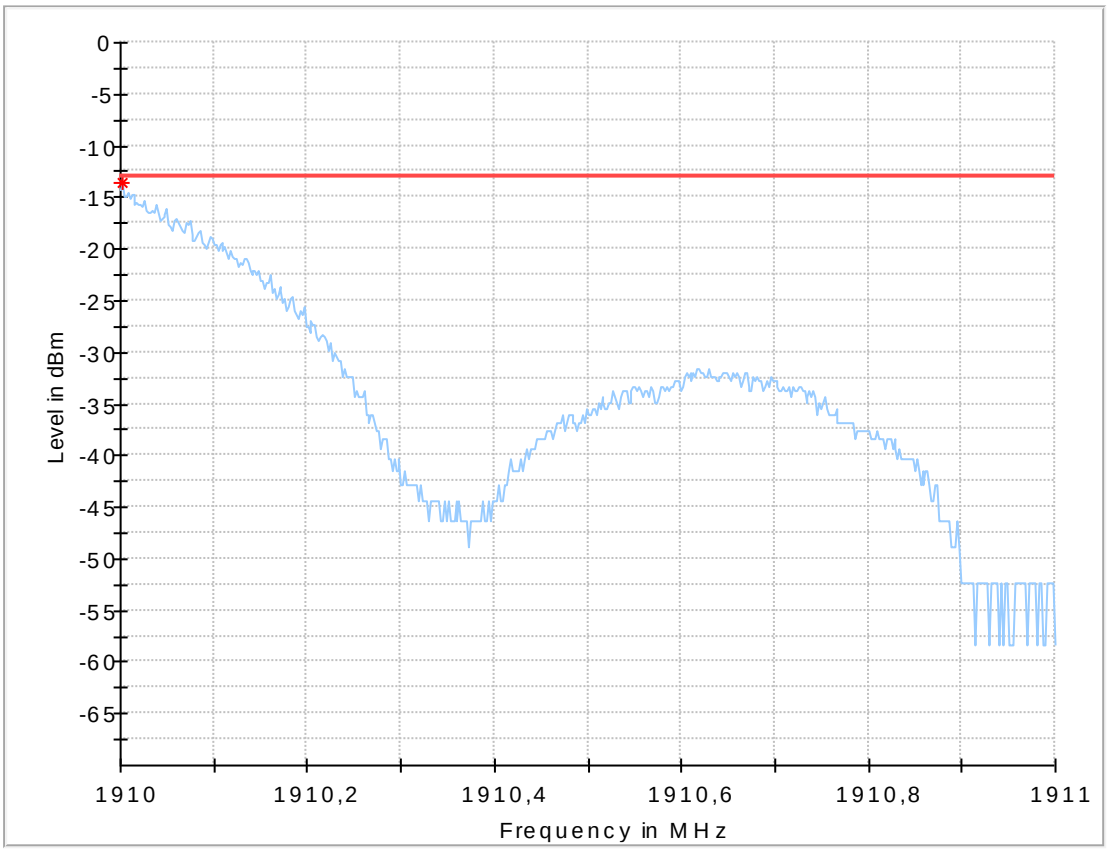

9.07_BE_LTE2_high_Ch19150_QAM

Common Information

Test Description:	Radiated field strength emission in 3m distance
Test Site Location:	CETECOM GmbH Essen
Test Site:	Fully Anechoic Room (FAR)
Test Standard:	FCC Part 24
Operating Mode:	BE 10 MHz / 50RB / Modulation QAM / CH 19150
Environmental Conditions:	Humidity: 35%rH; Temperature: 22°C
Operator:	SRa/TFra

EUT Information

Manufacturer:	Robert Bosch Car Multimedia GmbH
EuT:	66-10777-001
---	---
HW Version:	9134G05
SW Version:	17.02.S.016
Serial Number:	2950006922
Connected Interfaces:	Main wiring + DTNA Antenna
Power Supply:	24V DC

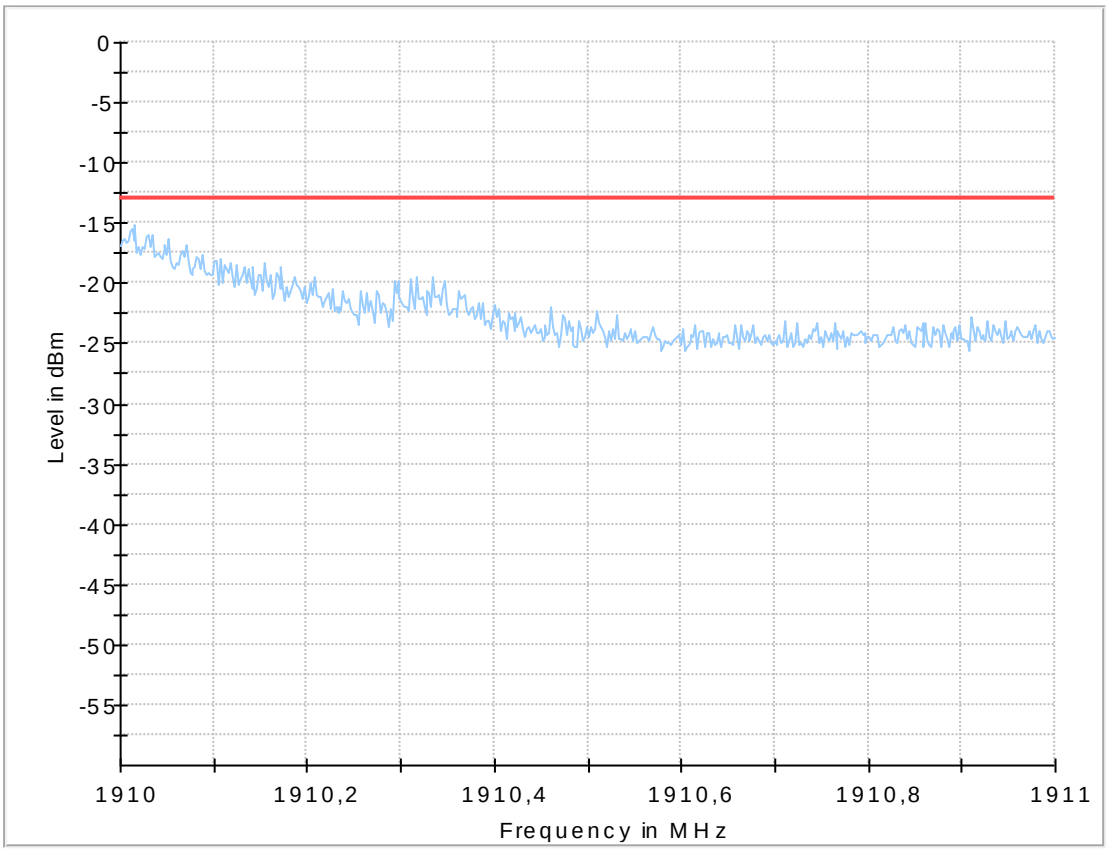

9.08_BE_LTE2_high_Ch19150_QPSK

Common Information

Test Description:	Radiated field strength emission in 3m distance
Test Site Location:	CETECOM GmbH Essen
Test Site:	Fully Anechoic Room (FAR)
Test Standard:	FCC Part 24
Operating Mode:	BE 10 MHz / 50RB / Modulation QPSK / CH 19150
Environmental Conditions:	Humidity: 35%rH; Temperature: 22°C
Operator:	SRa/TFra

EUT Information

Manufacturer:	Robert Bosch Car Multimedia GmbH
EuT:	66-10777-001
---	---
HW Version:	9134G05
SW Version:	17.02.S.016
Serial Number:	2950006922
Connected Interfaces:	Main wiring + DTNA Antenna
Power Supply:	24V DC

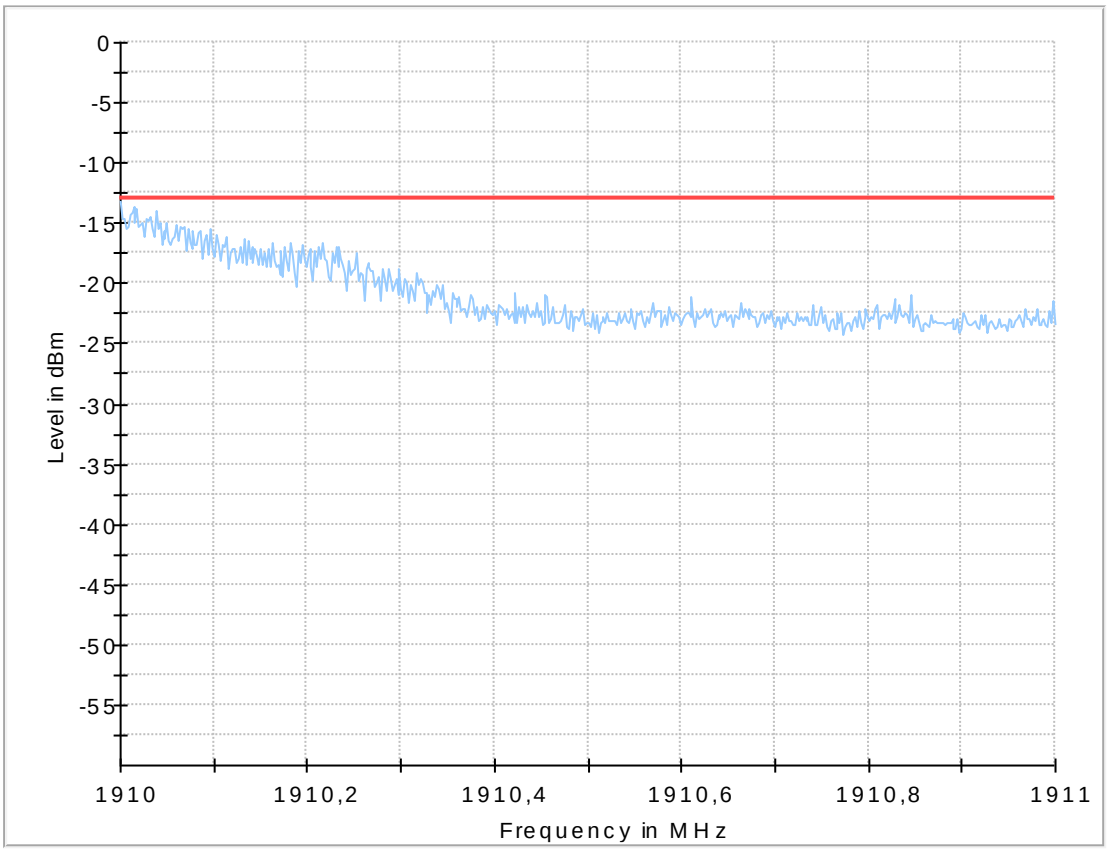

1.9. Radiated emissions – band-edge (LTE Band 4)

1.9.1. Low Band-Edge

9.10_BE_LTE4_1RB_Low_CH19965_QPSK

Common Information

Test Description:	Radiated Band Edge Compliance LTE B4
Test Site Location:	CETECOM GmbH Essen
Test Site:	Fully Anechoic Room (FAR)
Test Standard:	FCC Part 27
Operating Mode:	Continuous TX, BW 3MHz, 1RB low, QPSK, CH19965
Environment Conditions:	Humidity: 35%rH; Temperature: 23°C
Operator Name:	Klv

EUT Information

Manufacturer:	Robert Bosch Car Multimedia GmbH
EuT:	66-10777-001
---	---
HW Version:	9134G05
SW Version:	17.02.S.016
Serial Number:	2950006922
Connected Interfaces:	Main wiring + DTNA Antenna
Power Supply:	24V DC

Full Spectrum

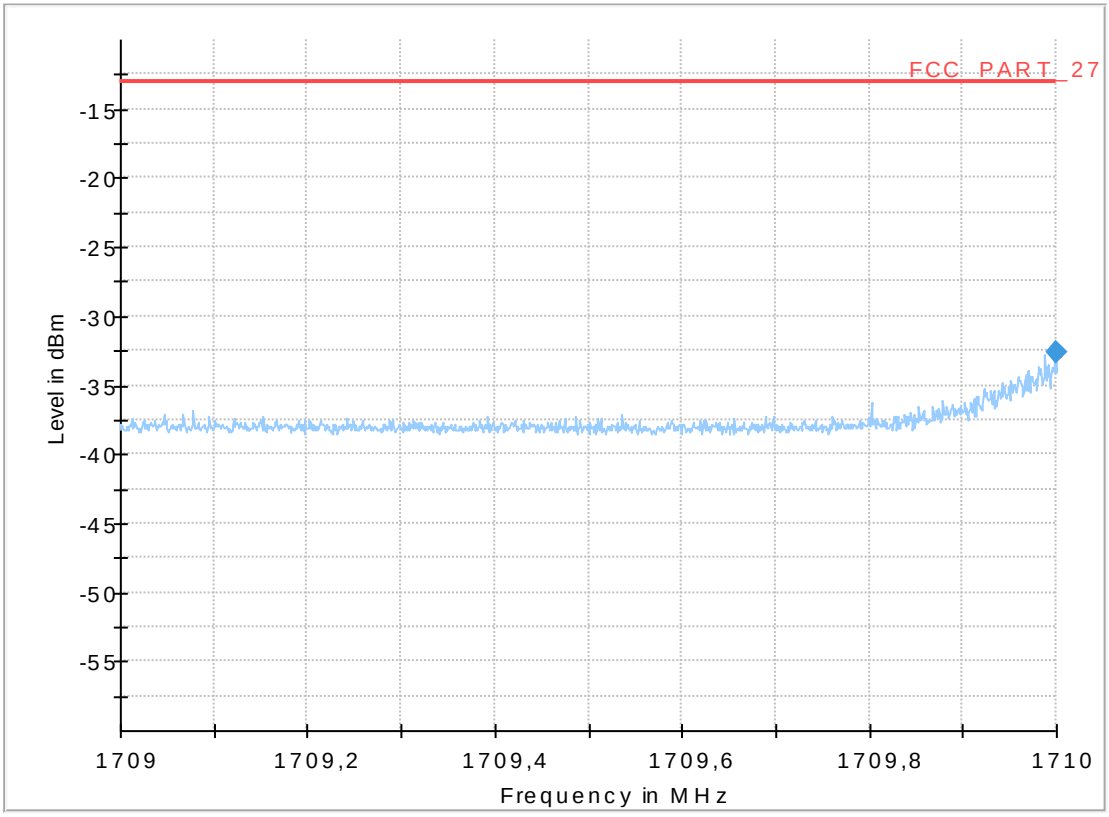

Final_Result

Frequency (MHz)	RMS (dBm)	Limit (dBm)	Margin (dB)	Meas. Time	Bandwidth (kHz)	Height (cm)	Pol	Azimuth (deg)	Elevation (deg)	Corr. (dB)
1710.000000	-32.60	-13.00	19.60	700.0	30.000	155.0	H	328.0	0.0	-63.4

9.11_BE_LTE4_1RB_Low_CH19965_QAM

Common Information

Test Description:	Radiated Band Edge Compliance LTE B4
Test Site Location:	CETECOM GmbH Essen
Test Site:	Fully Anechoic Room (FAR)
Test Standard:	FCC Part 27
Operating Mode:	Continuous TX, BW 3MHz, 1RB low, QAM, CH19965
Environment Conditions:	Humidity: 35%rH; Temperature: 23°C
Operator Name:	Klv

EUT Information

Manufacturer:	Robert Bosch Car Multimedia GmbH
EuT:	66-10777-001
---	---
HW Version:	9134G05
SW Version:	17.02.S.016
Serial Number:	2950006922
Connected Interfaces:	Main wiring + DTNA Antenna
Power Supply:	24V DC

Full Spectrum

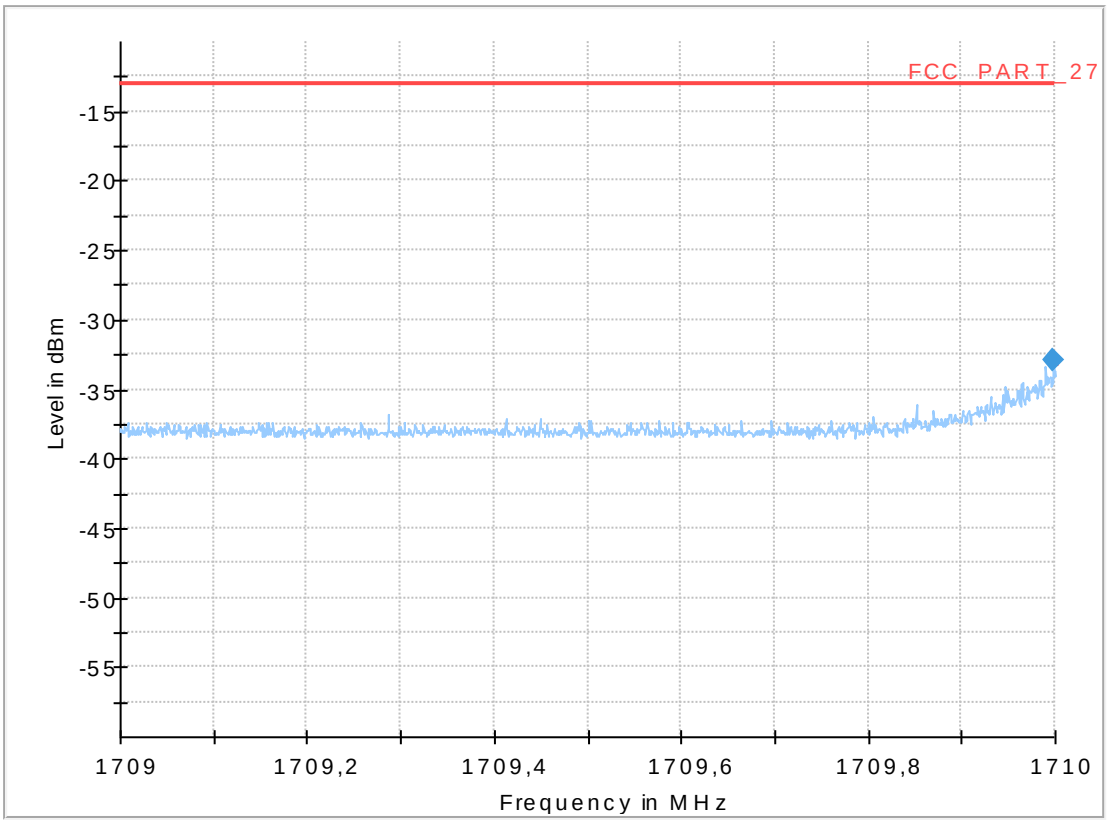

Final_Result

Frequency (MHz)	RMS (dBm)	Limit (dBm)	Margin (dB)	Meas. Time	Bandwidth (kHz)	Height (cm)	Pol	Azimuth (deg)	Elevation (deg)	Corr. (dB)
1709.998000	-32.91	-13.00	19.91	700.0	30.000	155.0	H	331.0	0.0	-63.3

9.12_BE_LTE4_low_Ch19965_QPSK

Common Information

Test Description:	Radiated Band Edge Compliance LTE B4
Test Site Location:	CETECOM GmbH Essen
Test Site:	Fully Anechoic Room (FAR)
Test Standard:	FCC Part 27
Operating Mode:	BE3MHz_15RBlow_ModulationQPSK_CH 19965
Environmental Conditions:	Humidity: 35%rH; Temperature: 22°C
Operator:	RIs

EUT Information

Manufacturer:	Robert Bosch Car Multimedia GmbH
EuT:	66-10777-001
---	---
HW Version:	9134G05
SW Version:	17.02.S.016
Serial Number:	2950006922
Connected Interfaces:	Main wiring + DTNA Antenna
Power Supply:	24V DC

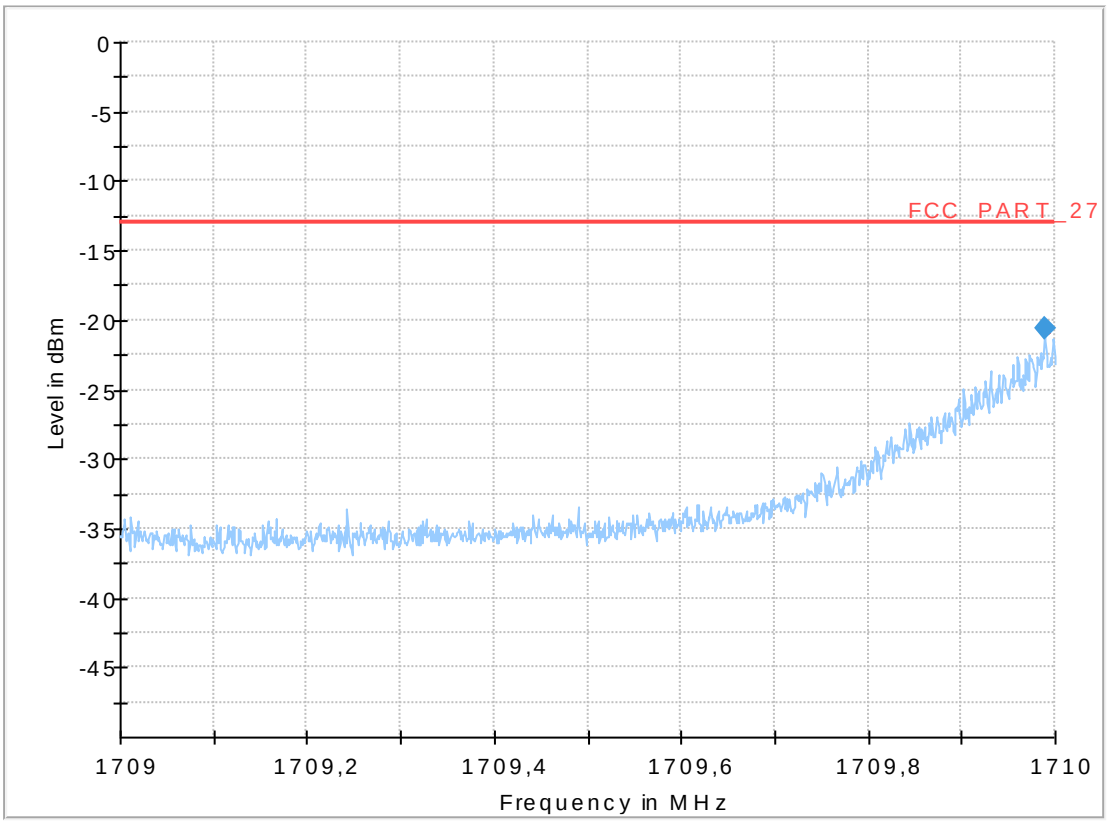

Final_Result

Frequency (MHz)	RMS (dBm)	Limit (dBm)	Margin (dB)	Meas. Time	Bandwidth (kHz)	Height (cm)	Pol	Azimuth (deg)	Elevation (deg)	Corr. (dB)
1709.989000	-	-13.00	7.67	700.0	30.000	155.0	V	285.0	90.0	-63.3

9.13_BE_LTE4_low_Ch19965_QAM

Common Information

Test Description:	Radiated Band Edge Compliance LTE B4
Test Site Location:	CETECOM GmbH Essen
Test Site:	Fully Anechoic Room (FAR)
Test Standard:	FCC Part 27
Operating Mode:	BE3MHz_15RBlow_ModulationQAM_CH 19965
Environmental Conditions:	Humidity: 35%rH; Temperature: 22°C
Operator:	RIs

EUT Information

Manufacturer:	Robert Bosch Car Multimedia GmbH
EuT:	66-10777-001
---	---
HW Version:	9134G05
SW Version:	17.02.S.016
Serial Number:	2950006922
Connected Interfaces:	Main wiring + DTNA Antenna
Power Supply:	24V DC

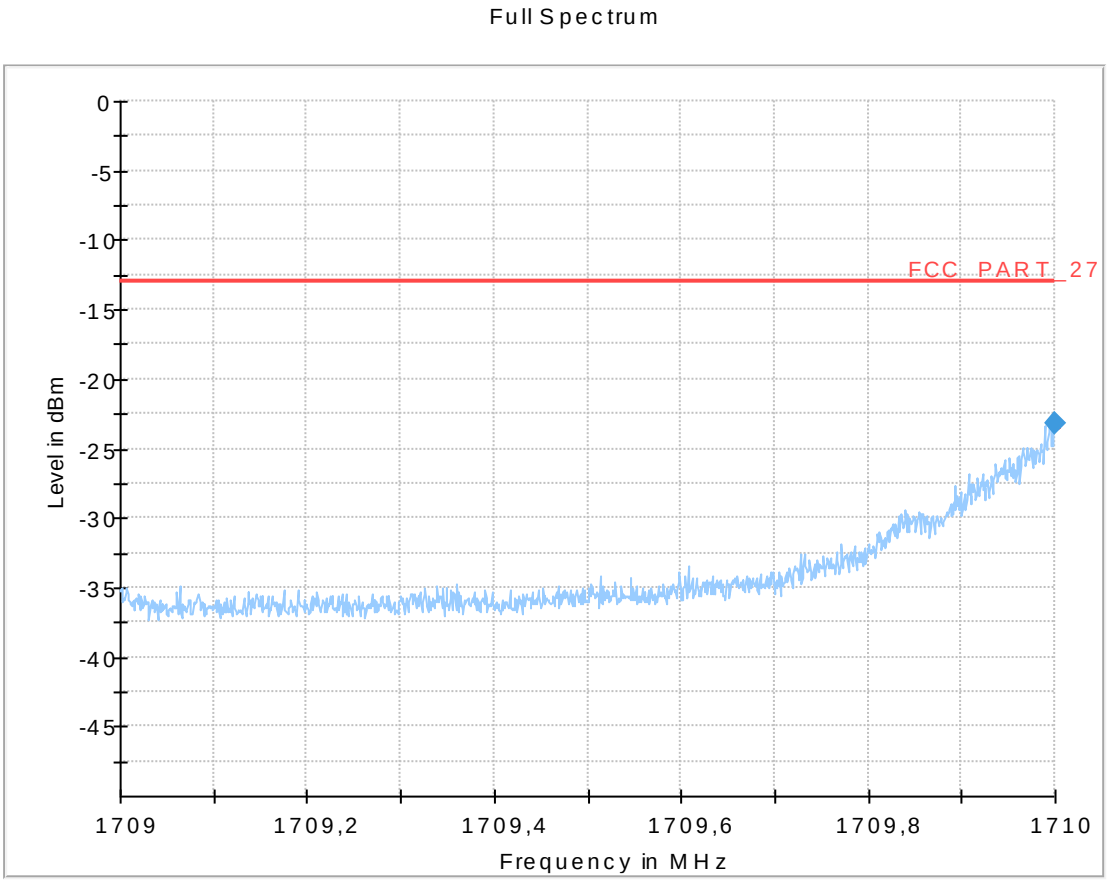

Final_Result

Frequency (MHz)	RMS (dBm)	Limit (dBm)	Margin (dB)	Meas. Time	Bandwidth (kHz)	Height (cm)	Pol	Azimuth (deg)	Elevation (deg)	Corr. (dB)
1709.999000	-	-13.00	10.24	700.0	30.000	155.0	V	280.0	90.0	-63.3

1.9.2. High Band-Edge

9.14_BE_LTE4_high_Ch20300_QPSK

Common Information

Test Description:	Radiated Band Edge Compliance LTE B4
Test Site Location:	CETECOM GmbH Essen
Test Site:	Fully Anechoic Room (FAR)
Test Standard:	FCC Part 27
Operating Mode:	BE20MHz_1RBhigh_ModulationQPSK_CH20300
Environmental Conditions:	Humidity: 35%rH; Temperature: 22°C
Operator:	RIs

EUT Information

Manufacturer:	Robert Bosch Car Multimedia GmbH
EuT:	66-10777-001
---	---
HW Version:	9134G05
SW Version:	17.02.S.016
Serial Number:	2950006922
Connected Interfaces:	Main wiring + DTNA Antenna
Power Supply:	24V DC

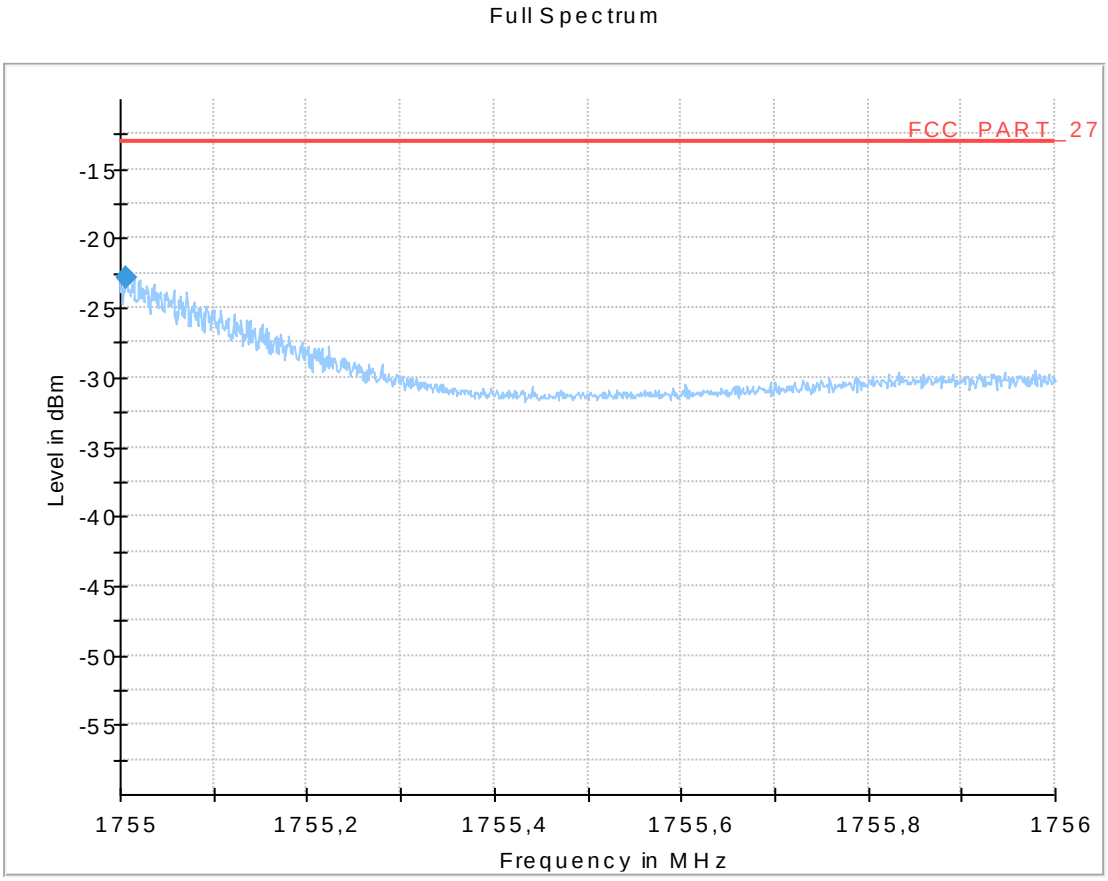

Final_Result

Frequency (MHz)	RMS (dBm)	Limit (dBm)	Margin (dB)	Meas. Time	Bandwidth (kHz)	Height (cm)	Pol	Azimuth (deg)	Elevation (deg)	Corr. (dB)
1755.007000	-22.84	-13.00	9.84	700.0	200.000	155.0	V	286.0	90.0	-63.6

9.15_BE_LTE4_high_Ch20300_QAM

Common Information

Test Description:	Radiated Band Edge Compliance LTE B4
Test Site Location:	CETECOM GmbH Essen
Test Site:	Fully Anechoic Room (FAR)
Test Standard:	FCC Part 27
Operating Mode:	BE20MHz_1RBhigh_ModulationQAM_CH20300
Environmental Conditions:	Humidity: 35%rH; Temperature: 22°C
Operator:	RIs

EUT Information

Manufacturer:	Robert Bosch Car Multimedia GmbH
EuT:	66-10777-001
---	---
HW Version:	9134G05
SW Version:	17.02.S.016
Serial Number:	2950006922
Connected Interfaces:	Main wiring + DTNA Antenna
Power Supply:	24V DC

Full Spectrum

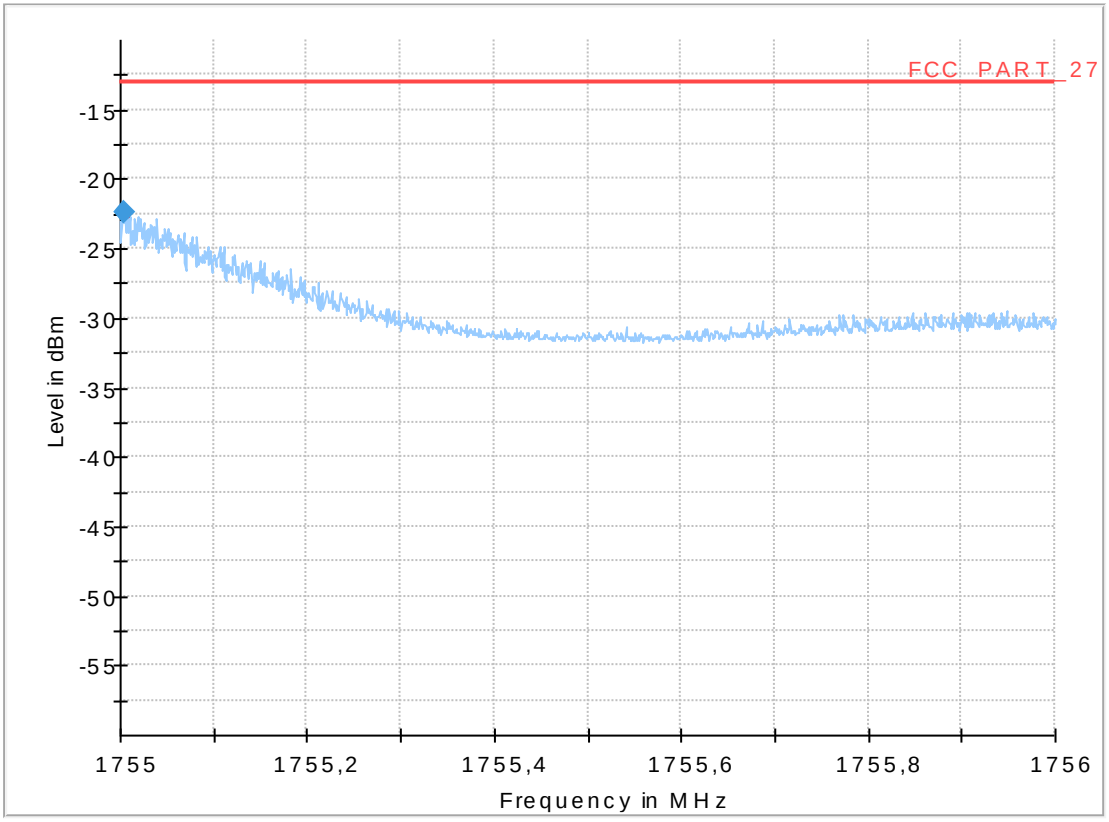

Final_Result

Frequency (MHz)	RMS (dBm)	Limit (dBm)	Margin (dB)	Meas. Time	Bandwidth (kHz)	Height (cm)	Pol	Azimuth (deg)	Elevation (deg)	Corr. (dB)
1755.005000	-22.44	-13.00	9.44	700.0	200.000	155.0	V	286.0	90.0	-63.6

9.16_BE_LTE4_high_Ch20300_QPSK

Common Information

Test Description:	Radiated Band Edge Compliance LTE B4
Test Site Location:	CETECOM GmbH Essen
Test Site:	Fully Anechoic Room (FAR)
Test Standard:	FCC Part 27
Operating Mode:	BE20MHz_1RBhigh_ModulationQPSK_CH20300
Environmental Conditions:	Humidity: 35%rH; Temperature: 22°C
Operator:	RIs

EUT Information

Manufacturer:	Robert Bosch Car Multimedia GmbH
EuT:	66-10777-001
---	---
HW Version:	9134G05
SW Version:	17.02.S.016
Serial Number:	2950006922
Connected Interfaces:	Main wiring + DTNA Antenna
Power Supply:	24V DC

Full Spectrum

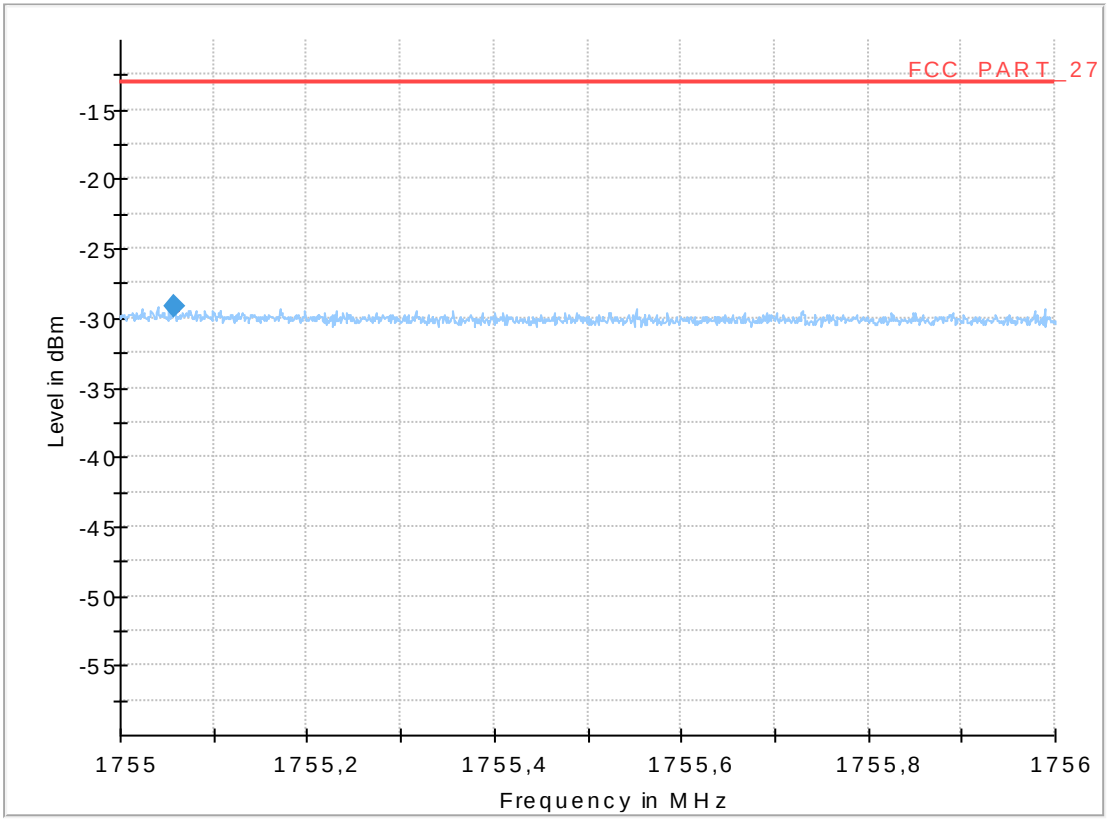

Final_Result

Frequency (MHz)	RMS (dBm)	Limit (dBm)	Margin (dB)	Meas. Time	Bandwidth (kHz)	Height (cm)	Pol	Azimuth (deg)	Elevation (deg)	Corr. (dB)
1755.058000	-29.12	-13.00	16.12	700.0	200.000	155.0	V	285.0	90.0	-63.6

9.17_BE_LTE4_high_Ch20300_QAM

Common Information

Test Description:	Radiated Band Edge Compliance LTE B4
Test Site Location:	CETECOM GmbH Essen
Test Site:	Fully Anechoic Room (FAR)
Test Standard:	FCC Part 27
Operating Mode:	BE20MHz_1RBhigh_ModulationQAM_CH20300
Environmental Conditions:	Humidity: 35%rH; Temperature: 22°C
Operator:	RIs

EUT Information

Manufacturer:	Robert Bosch Car Multimedia GmbH
EuT:	66-10777-001
---	---
HW Version:	9134G05
SW Version:	17.02.S.016
Serial Number:	2950006922
Connected Interfaces:	Main wiring + DTNA Antenna
Power Supply:	24V DC

Full Spectrum

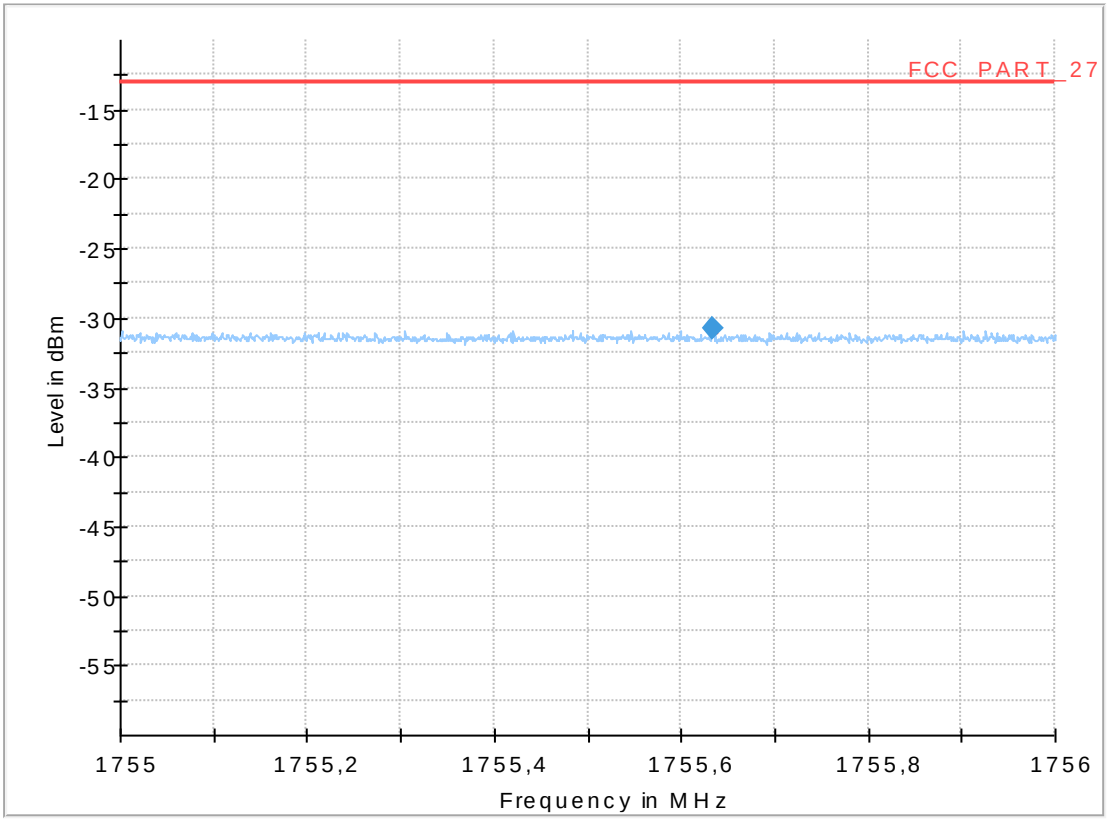

Final_Result

Frequency (MHz)	RMS (dBm)	Limit (dBm)	Margin (dB)	Meas. Time	Bandwidth (kHz)	Height (cm)	Pol	Azimuth (deg)	Elevation (deg)	Corr. (dB)
1755.634000	-30.82	-13.00	17.82	700.0	200.000	155.0	H	325.0	0.0	-63.6

1.10. Radiated emissions – band-edge (LTE Band 5)

1.10.1. Low Band-Edge

9.21_BE_LTE5_1RBLow_Ch20425_QPSK

Common Information

Test Description:	Radiated Band Edge Compliance LTE B5
Test Site Location:	CETECOM GmbH Essen
Test Site:	Fully Anechoic Room (FAR)
Test Standard:	FCC Part 22
Operating Mode:	BE5MHz_1RBLow_ModulationQPSK_CH20425
Environmental Conditions:	Humidity: 35%rH; Temperature: 22°C
Operator:	RIs

EUT Information

Manufacturer:	Robert Bosch Car Multimedia GmbH
EuT:	66-10777-001
---	---
HW Version:	9134G05
SW Version:	17.02.S.016
Serial Number:	2950006922
Connected Interfaces:	Main wiring + DTNA Antenna
Power Supply:	24V DC

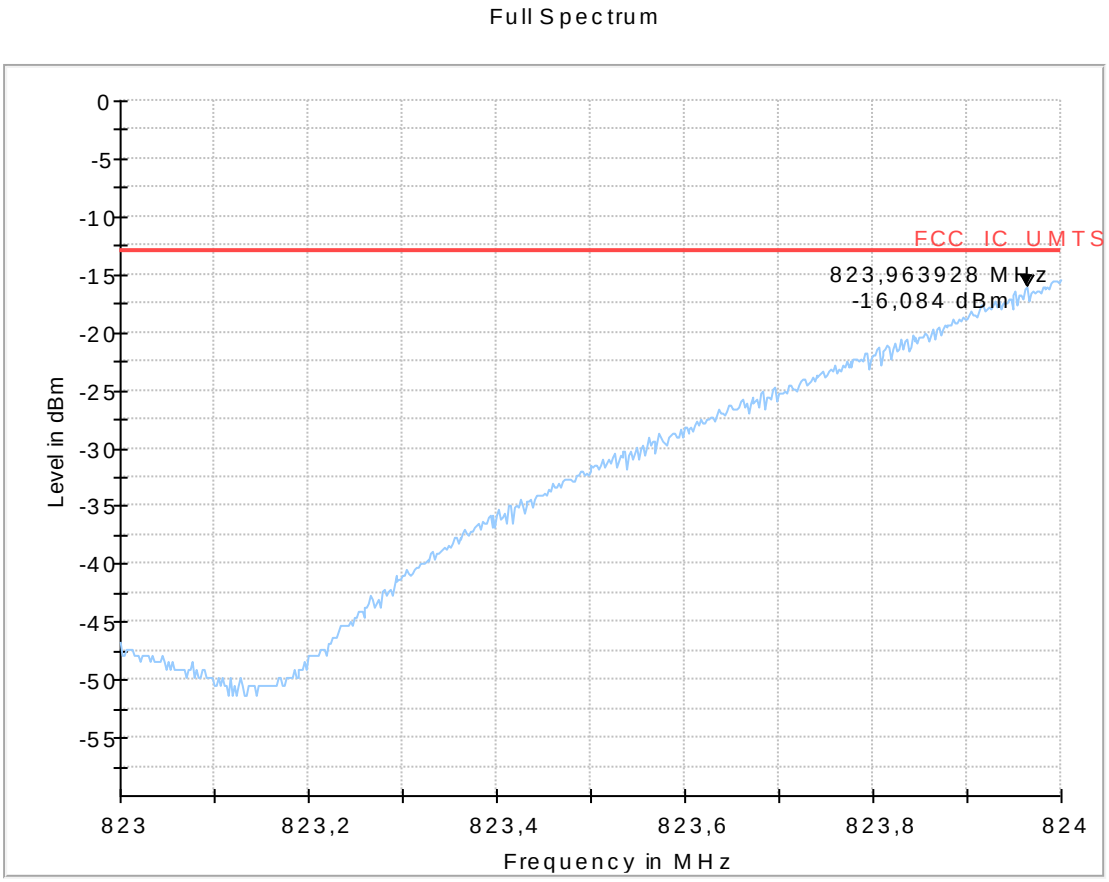

9.22_BE_LTE5_1RBLow_Ch20425_QAM

Common Information

Test Description:	Radiated Band Edge Compliance LTE B5
Test Site Location:	CETECOM GmbH Essen
Test Site:	Fully Anechoic Room (FAR)
Test Standard:	FCC Part 22
Operating Mode:	BE5MHz_1RBLow_ModulationQAM_CH20425
Environmental Conditions:	Humidity: 35%rH; Temperature: 22°C
Operator:	RIs

EUT Information

Manufacturer:	Robert Bosch Car Multimedia GmbH
EuT:	66-10777-001
---	---
HW Version:	9134G05
SW Version:	17.02.S.016
Serial Number:	2950006922
Connected Interfaces:	Main wiring + DTNA Antenna
Power Supply:	24V DC

Full Spectrum

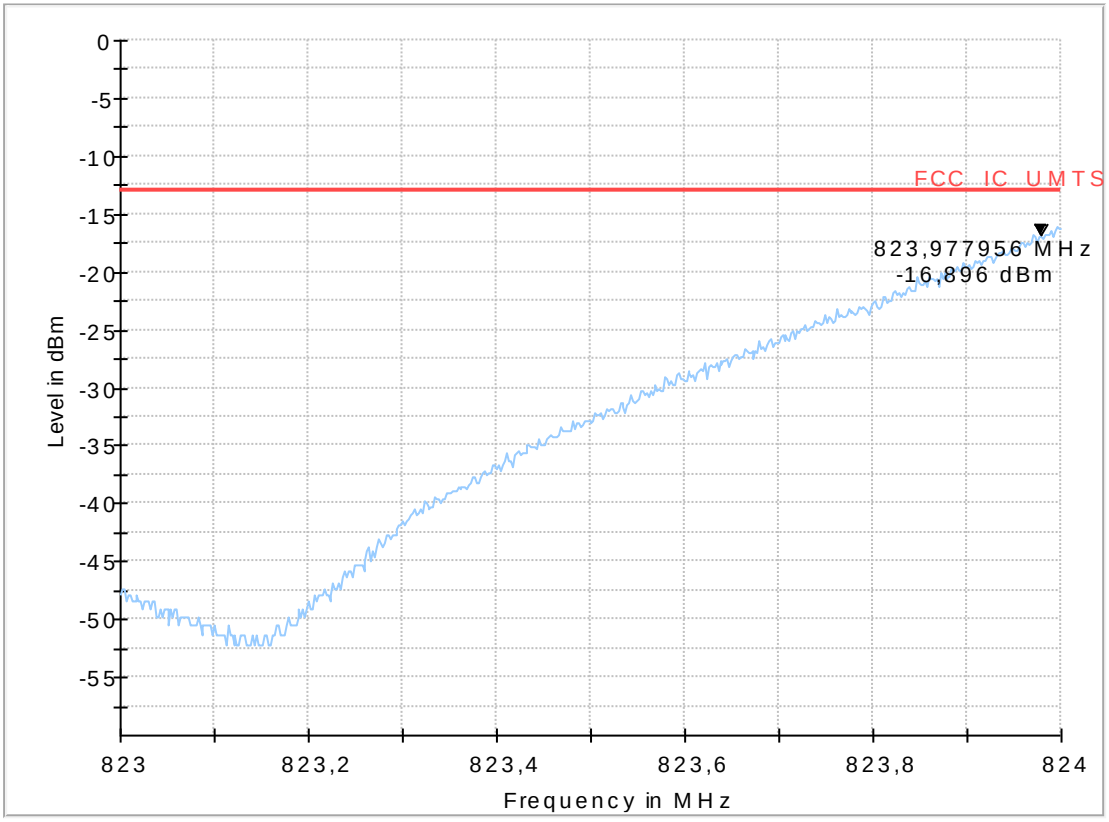

9.23_BE_LTE5_25RBLow_Ch20425_QPSK

Common Information

Test Description:	Radiated Band Edge Compliance LTE B5
Test Site Location:	CETECOM GmbH Essen
Test Site:	Fully Anechoic Room (FAR)
Test Standard:	FCC Part 22
Operating Mode:	BE5MHz_25RBLow_ModulationQPSK_CH20425
Environmental Conditions:	Humidity: 35%rH; Temperature: 22°C
Operator:	RIs

EUT Information

Manufacturer:	Robert Bosch Car Multimedia GmbH
EuT:	66-10777-001
---	---
HW Version:	9134G05
SW Version:	17.02.S.016
Serial Number:	2950006922
Connected Interfaces:	Main wiring + DTNA Antenna
Power Supply:	24V DC

Full Spectrum

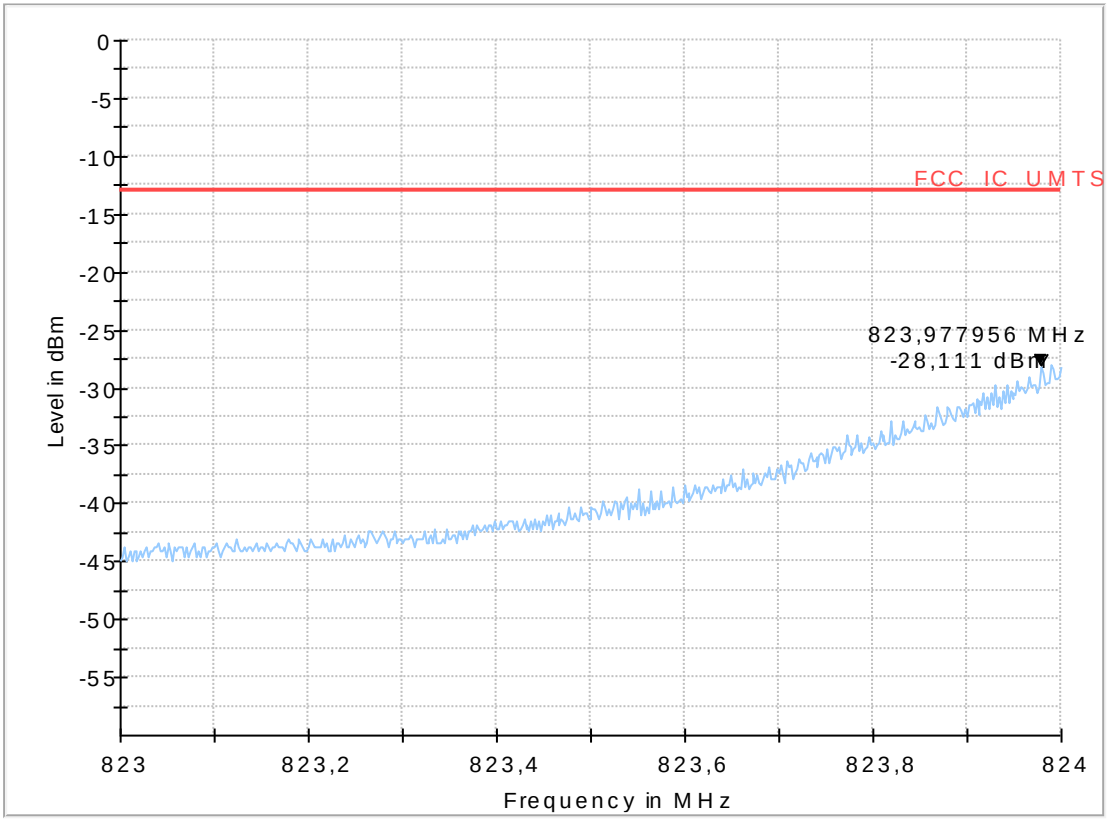

9.24_BE_LTE5_25RBLow_Ch20425_QAM

Common Information

Test Description:	Radiated Band Edge Compliance LTE B5
Test Site Location:	CETECOM GmbH Essen
Test Site:	Fully Anechoic Room (FAR)
Test Standard:	FCC Part 22
Operating Mode:	BE5MHz_25RBLow_ModulationQAM_CH20425
Environmental Conditions:	Humidity: 35%rH; Temperature: 22°C
Operator:	RIs

EUT Information

Manufacturer:	Robert Bosch Car Multimedia GmbH
EuT:	66-10777-001
---	---
HW Version:	9134G05
SW Version:	17.02.S.016
Serial Number:	2950006922
Connected Interfaces:	Main wiring + DTNA Antenna
Power Supply:	24V DC

Full Spectrum

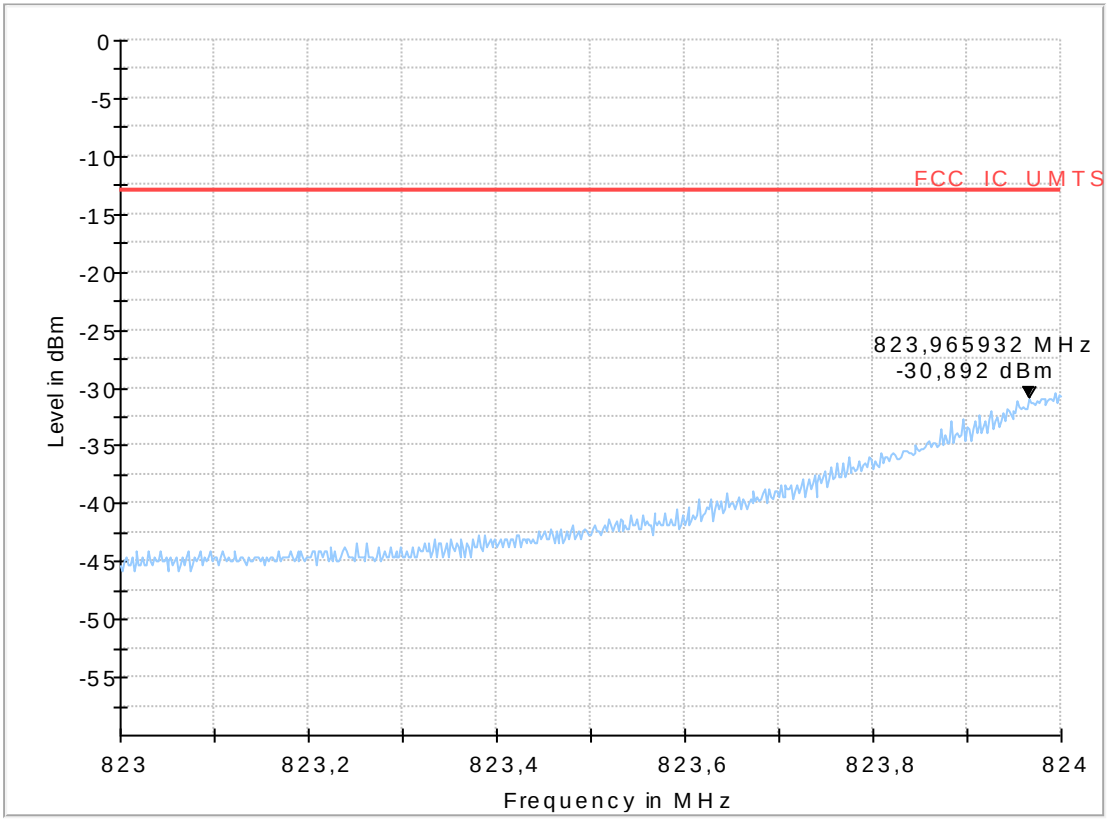

1.10.2. High Band-Edge

9.25_BE_LTE5_1RBHigh_Ch20625_QPSK

Common Information

Test Description:	Radiated field strength emission in 3m distance
Test Site Location:	CETECOM GmbH Essen
Test Site:	Fully Anechoic Room (FAR)
Test Standard:	FCC Part xx
Operating Mode:	BE5MHz_1RBHigh_ModulationQPSK_CH20625
Environmental Conditions:	Humidity: 35%rH; Temperature: 22°C
Operator:	RIs

EUT Information

Manufacturer:	Robert Bosch Car Multimedia GmbH
EuT:	66-10777-001
---	---
HW Version:	9134G05
SW Version:	17.02.S.016
Serial Number:	2950006922
Connected Interfaces:	Main wiring + DTNA Antenna
Power Supply:	24V DC

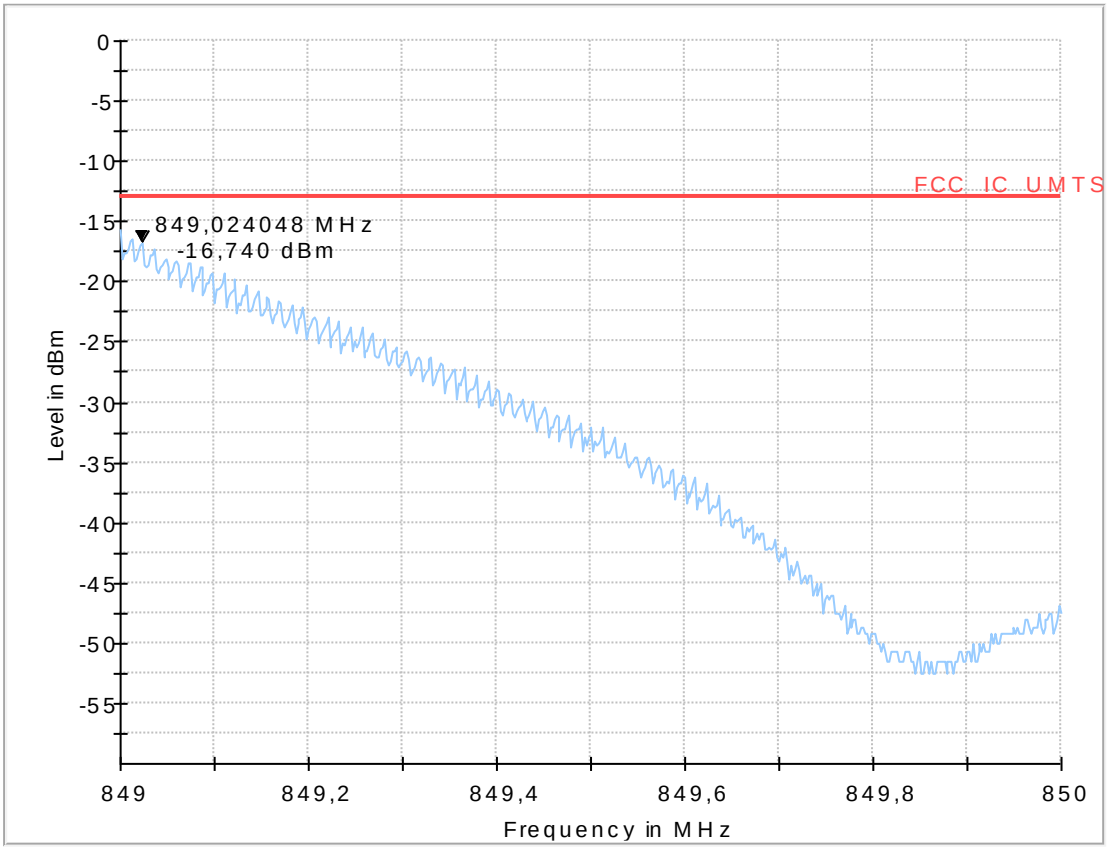

9.26_BE_LTE5_1RBHigh_Ch20625_QAM

Common Information

Test Description:	Radiated field strength emission in 3m distance
Test Site Location:	CETECOM GmbH Essen
Test Site:	Fully Anechoic Room (FAR)
Test Standard:	FCC Part xx
Operating Mode:	BE5MHz_1RBHigh_ModulationQAM_CH20625
Environmental Conditions:	Humidity: 35%rH; Temperature: 22°C
Operator:	RIs

EUT Information

Manufacturer:	Robert Bosch Car Multimedia GmbH
EuT:	66-10777-001
---	---
HW Version:	9134G05
SW Version:	17.02.S.016
Serial Number:	2950006922
Connected Interfaces:	Main wiring + DTNA Antenna
Power Supply:	24V DC

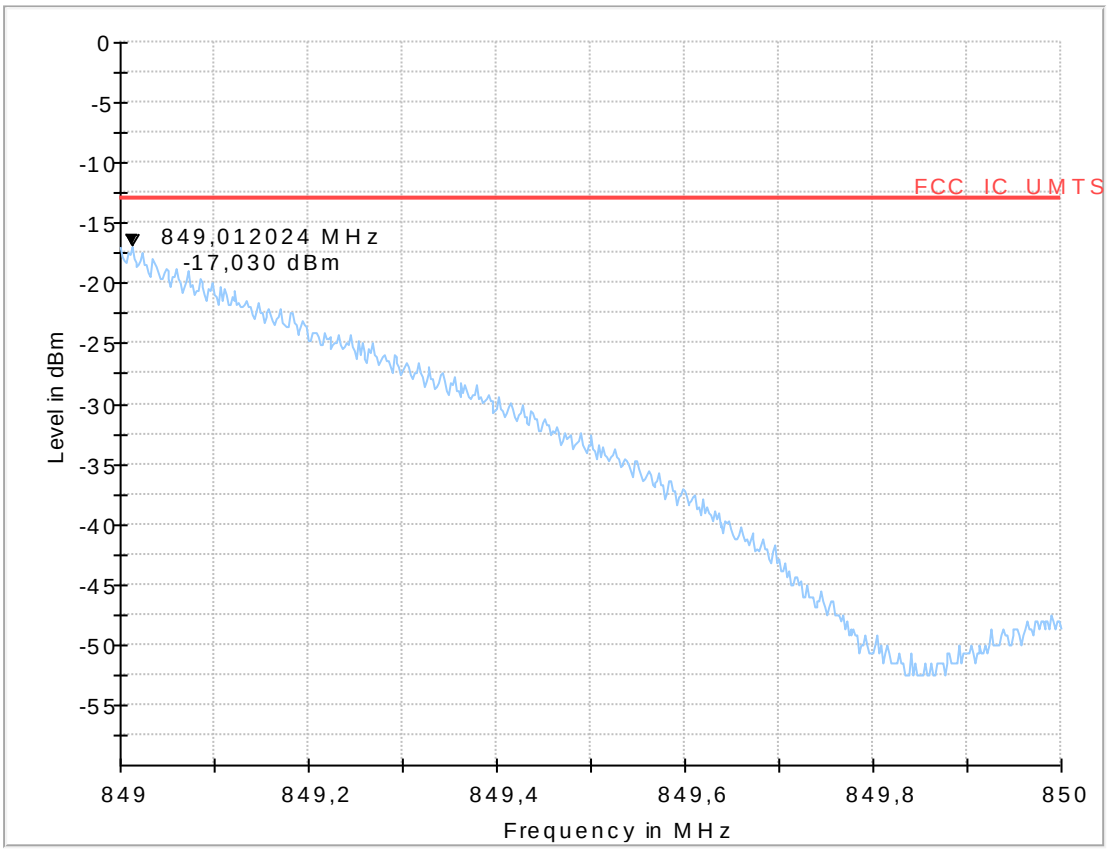

9.27_BE_LTE5_25RBHigh_Ch20625_QPSK

Common Information

Test Description:	Radiated field strength emission in 3m distance
Test Site Location:	CETECOM GmbH Essen
Test Site:	Fully Anechoic Room (FAR)
Test Standard:	FCC Part 24
Operating Mode:	BE5MHz_25RBHigh_ModulationQPSK_CH20625
Environmental Conditions:	Humidity: 35%rH; Temperature: 22°C
Operator:	RIs

EUT Information

Manufacturer:	Robert Bosch Car Multimedia GmbH
EuT:	66-10777-001
---	---
HW Version:	9134G05
SW Version:	17.02.S.016
Serial Number:	2950006922
Connected Interfaces:	Main wiring + DTNA Antenna
Power Supply:	24V DC

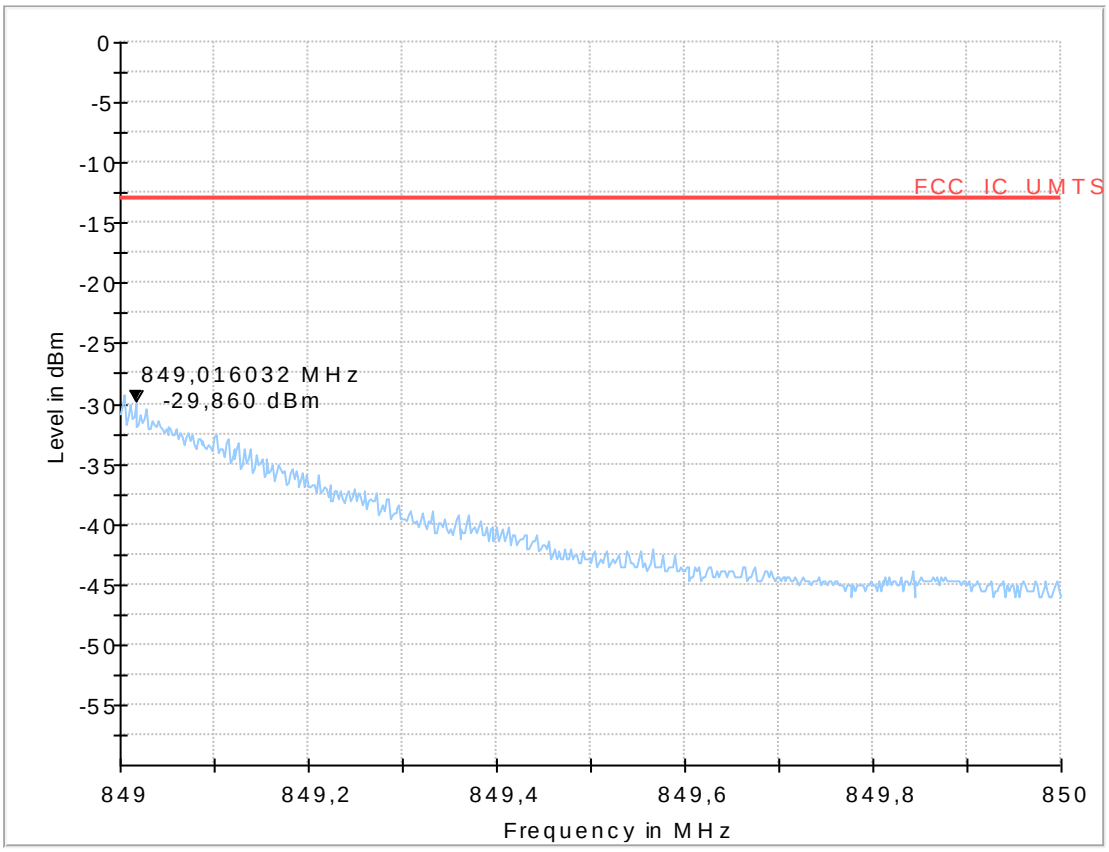

9.28_BE_LTE5_25RBHigh_Ch20625_QAM

Common Information

Test Description:	Radiated field strength emission in 3m distance
Test Site Location:	CETECOM GmbH Essen
Test Site:	Fully Anechoic Room (FAR)
Test Standard:	FCC Part xx
Operating Mode:	BE5MHz_25RBHigh_ModulationQAM_CH20625
Environmental Conditions:	Humidity: 35%rH; Temperature: 22°C
Operator:	RIs

EUT Information

Manufacturer:	Robert Bosch Car Multimedia GmbH
EuT:	66-10777-001
---	---
HW Version:	9134G05
SW Version:	17.02.S.016
Serial Number:	2950006922
Connected Interfaces:	Main wiring + DTNA Antenna
Power Supply:	24V DC

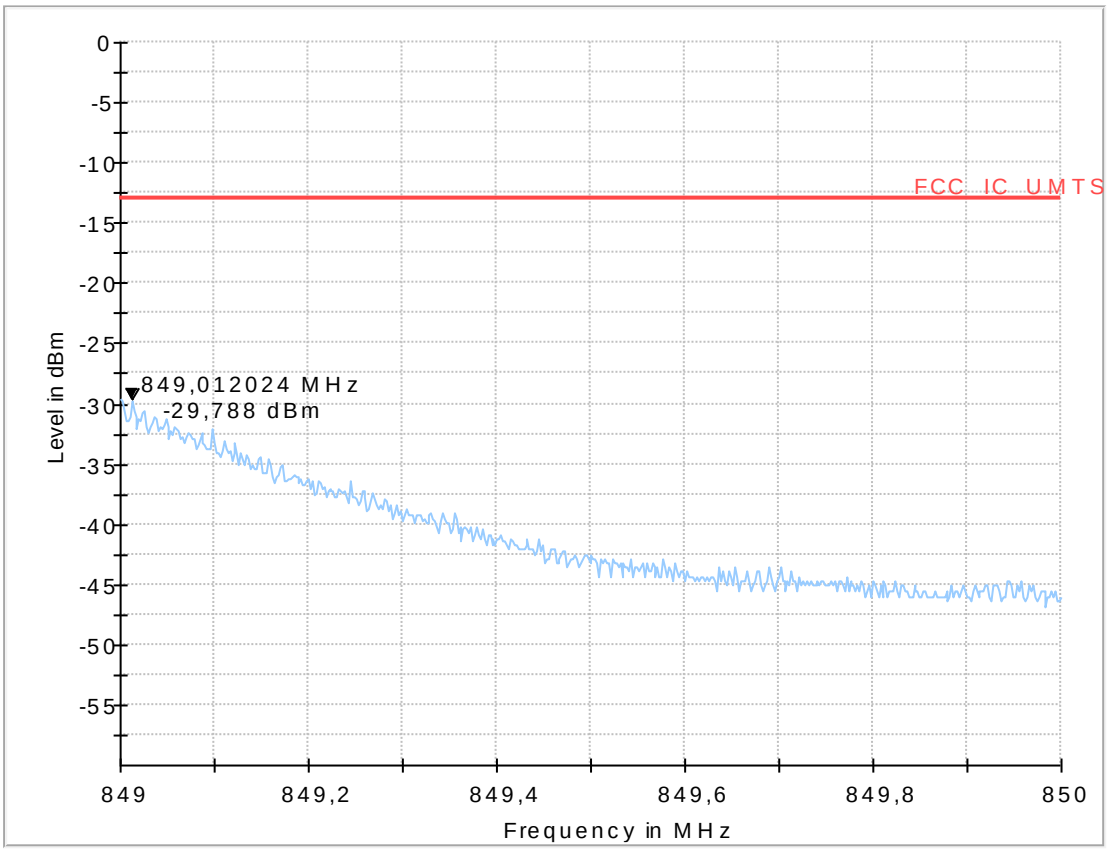

1.11. Radiated emissions – band-edge (LTE Band 7)
1.11.1. Low Band-Edge

9.30_BE_LTE7_1RB_Low_CH20850_QPSK_new

Common Information

Test Description:	Band-Edge low - Radiated Spurious Emissions LTE Band 7
Test Site Location:	CETECOM GmbH Essen
Test Site:	Fully Anechoic Room (FAR)
Test Standard:	FCC Part 27.53(l)(4) Mobile stations limits
Operating Mode:	UE allocated channel 20850/ BW20: / RB 1: / Position: low/ QPSK
Environmental Conditions:	Humidity: 45%rH; Temperature: 23°C
Test SW Version:	EMC32 V9.26.0
Operator:	Mah/Soz
Remarks:	EUT - laying/standing position

EUT Information

Manufacturer:	Robert Bosch Car Multimedia GmbH
EuT:	66-10777-001
---	---
HW Version:	9134G05
SW Version:	17.02.S.016
Serial Number:	2950006922
Connected Interfaces:	Main wiring + DTNA Antenna
Power Supply:	24V DC

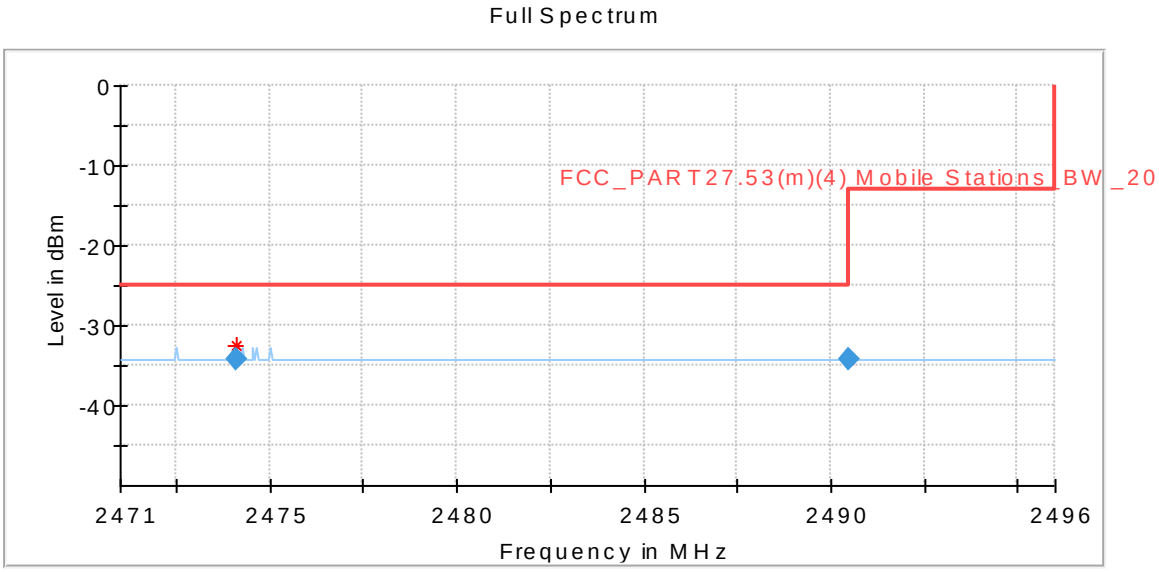

9.31_BE_LTE7_1RB_CH20850_QAM

Common Information

Test Description:	Band-Edge low - Radiated Spurious Emissions LTE Band 7
Test Site Location:	CETECOM GmbH Essen
Test Site:	Fully Anechoic Room (FAR)
Test Standard:	FCC Part 27.53(l)(4) Mobile stations limits
Operating Mode:	UE allocated channel 20850/ BW:20MHz / RB: 1/ Position: low/ QAM
Environmental Conditions:	Humidity: 45%rH; Temperature: 23°C
Test SW Version:	EMC32 V9.26.0
Operator:	Mah/Soz
Remarks:	EUT - laying/standing position

EUT Information

Manufacturer:	Robert Bosch Car Multimedia GmbH
EuT:	66-10777-001
---	---
HW Version:	9134G05
SW Version:	17.02.S.016
Serial Number:	2950006922
Connected Interfaces:	Main wiring + DTNA Antenna
Power Supply:	24V DC

Full Spectrum

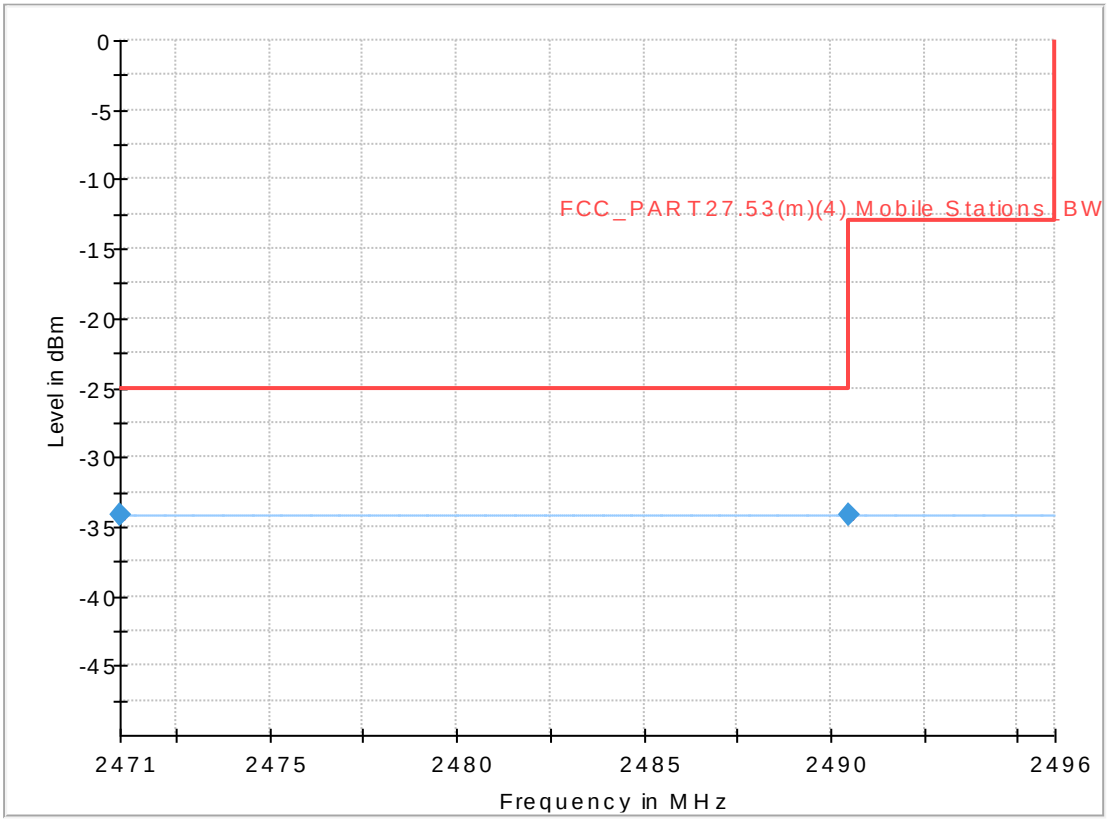

Final_Result

Frequency (MHz)	Limit (dBm)	Margin (dB)	Meas. Time (ms)	Height (cm)	Pol	Azimuth (deg)	Elevation (deg)	Corr. (dB)	Comment
2471.000000	-	9.20	1000.0	155.0	H	29.0	90.0	-59.6	09:46:51 - 20.09.2017
2490.488978	-	9.19	1000.0	155.0	H	32.0	90.0	-59.6	09:48:49 - 20.09.2017

9.32_BE_LTE7_100RB_CH20850_QPSK

Common Information

Test Description:	Band-Edge low - Radiated Spurious Emissions LTE Band 7
Test Site Location:	CETECOM GmbH Essen
Test Site:	Fully Anechoic Room (FAR)
Test Standard:	FCC Part 27.53(l)(4) Mobile stations limits
Operating Mode:	UE allocated channel 20850/ BW: 20MHz/ RB: 100/ QPSK
Environmental Conditions:	Humidity: 45%rH; Temperature: 23°C
Test SW Version:	EMC32 V9.26.0
Operator:	Mah/Soz
Remarks:	EUT - laying/standing position

EUT Information

Manufacturer:	Robert Bosch Car Multimedia GmbH
EuT:	66-10777-001
---	---
HW Version:	9134G05
SW Version:	17.02.S.016
Serial Number:	2950006922
Connected Interfaces:	Main wiring + DTNA Antenna
Power Supply:	24V DC

Full Spectrum

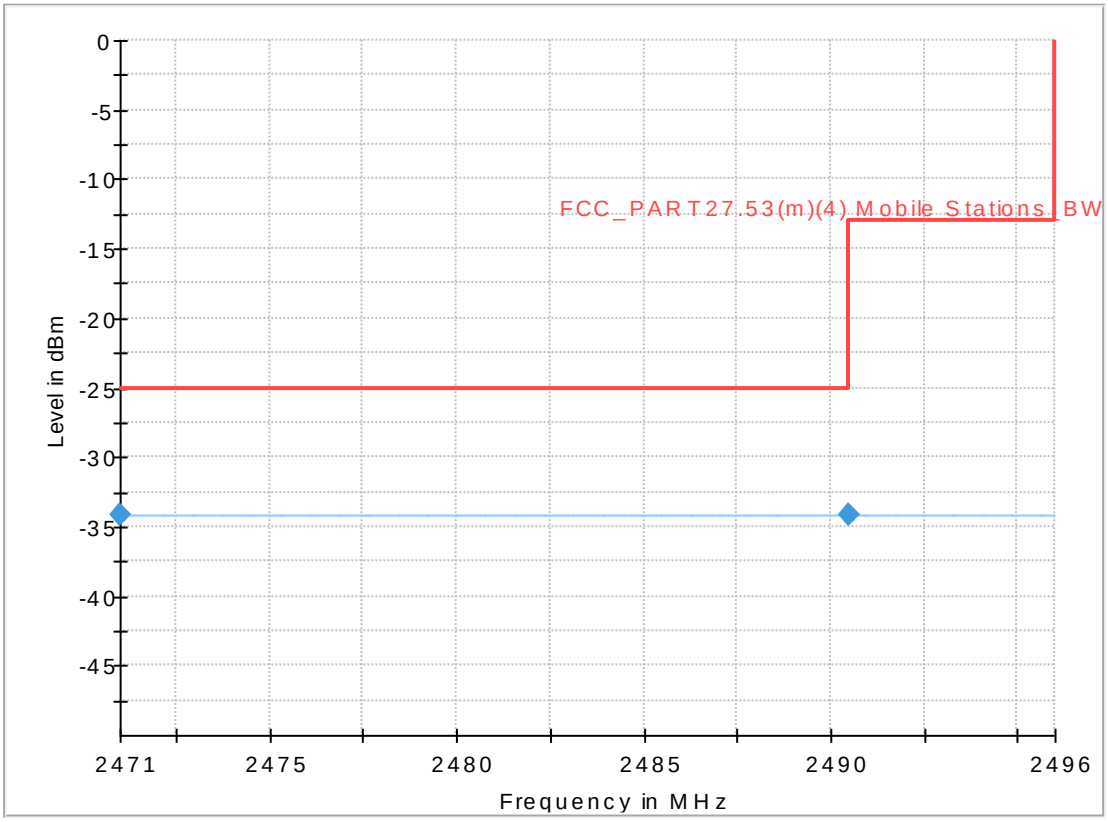

Final_Result

Frequency (MHz)	Limit (dBm)	Margin (dB)	Meas. Time (ms)	Height (cm)	Pol	Azimuth (deg)	Elevation (deg)	Corr. (dB)	Comment
2471.000000	-	9.20	1000.0	155.0	H	31.0	90.0	-59.6	10:27:48 - 20.09.2017
2490.488978	-	9.19	1000.0	155.0	H	31.0	90.0	-59.6	10:29:48 - 20.09.2017

9.33_BE_LTE7_100RB_CH20850_QAM

Common Information

Test Description:	Band-Edge low - Radiated Spurious Emissions LTE Band 7
Test Site Location:	CETECOM GmbH Essen
Test Site:	Fully Anechoic Room (FAR)
Test Standard:	FCC Part 27.53(l)(4) Mobile stations limits
Operating Mode:	UE allocated channel 20850/ BW: 20MHz/ RB: 100/ QAM
Environmental Conditions:	Humidity: 45%rH; Temperature: 23°C
Test SW Version:	EMC32 V9.26.0
Operator:	Mah/Soz
Remarks:	EUT - laying/standing position

EUT Information

Manufacturer:	Robert Bosch Car Multimedia GmbH
EuT:	66-10777-001
---	---
HW Version:	9134G05
SW Version:	17.02.S.016
Serial Number:	2950006922
Connected Interfaces:	Main wiring + DTNA Antenna
Power Supply:	24V DC

Full Spectrum

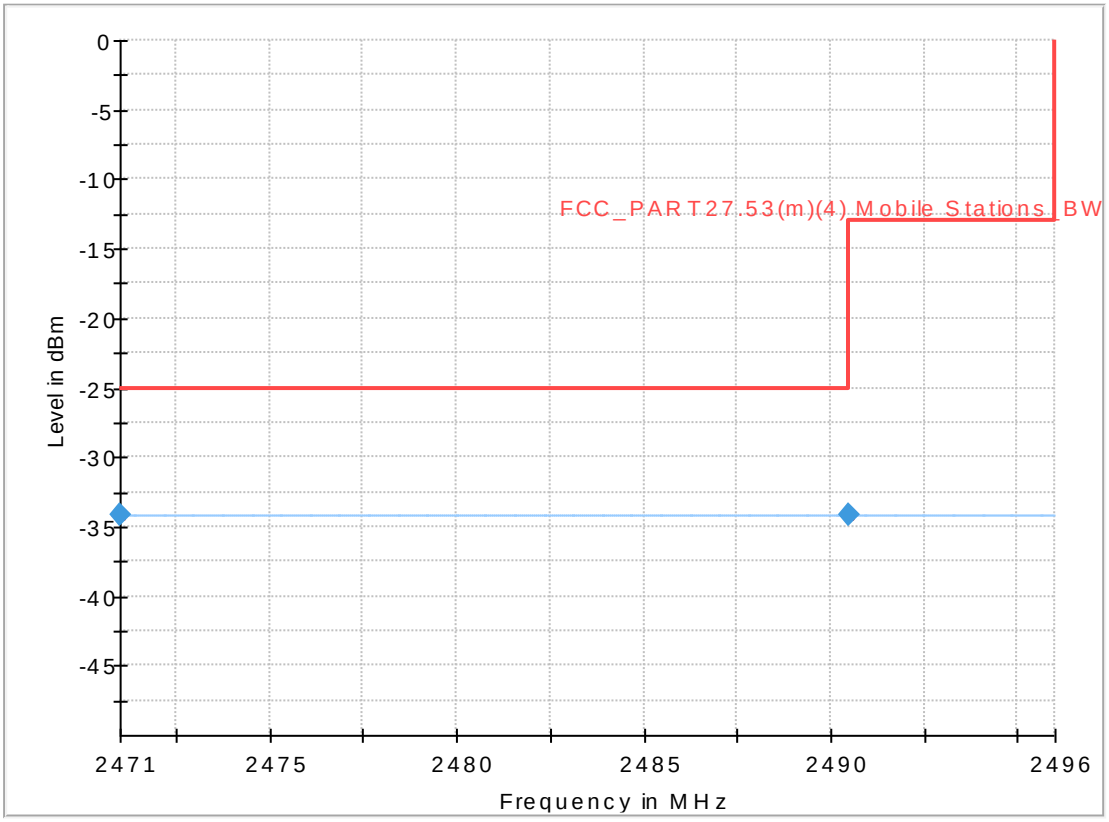

Final_Result

Frequency (MHz)	Limit (dBm)	Margin (dB)	Meas. Time (ms)	Height (cm)	Pol	Azimuth (deg)	Elevation (deg)	Corr. (dB)	Comment
2471.000000	-	9.20	1000.0	155.0	H	31.0	90.0	-59.6	10:07:58 - 20.09.2017
2490.488978	-	9.19	1000.0	155.0	H	30.0	90.0	-59.6	10:09:58 - 20.09.2017

1.11.2. High Band-Edge

9.34_BE_LTE7_1RB_High_CH21425_QPSK

Common Information

Test Description:	Band-Edge low - Radiated Spurious Emissions LTE Band 7
Test Site Location:	CETECOM GmbH Essen
Test Site:	Fully Anechoic Room (FAR)
Test Standard:	FCC Part 27.53(l)(4) Mobile stations limits
Operating Mode:	UE allocated channel 21425/ BW: 5MHz/ RB: 1/ Position: high/ QPSK
Environmental Conditions:	Humidity: 35%rH; Temperature: 23°C
Test SW Version:	EMC32 V9.26.0
Operator:	KIv
Remarks:	EUT - laying/standing position

EUT Information

Manufacturer:	Robert Bosch Car Multimedia GmbH
EuT:	66-10777-001
---	---
HW Version:	9134G05
SW Version:	17.02.S.016
Serial Number:	2950006922
Connected Interfaces:	Main wiring + DTNA Antenna
Power Supply:	24V DC

Full Spectrum

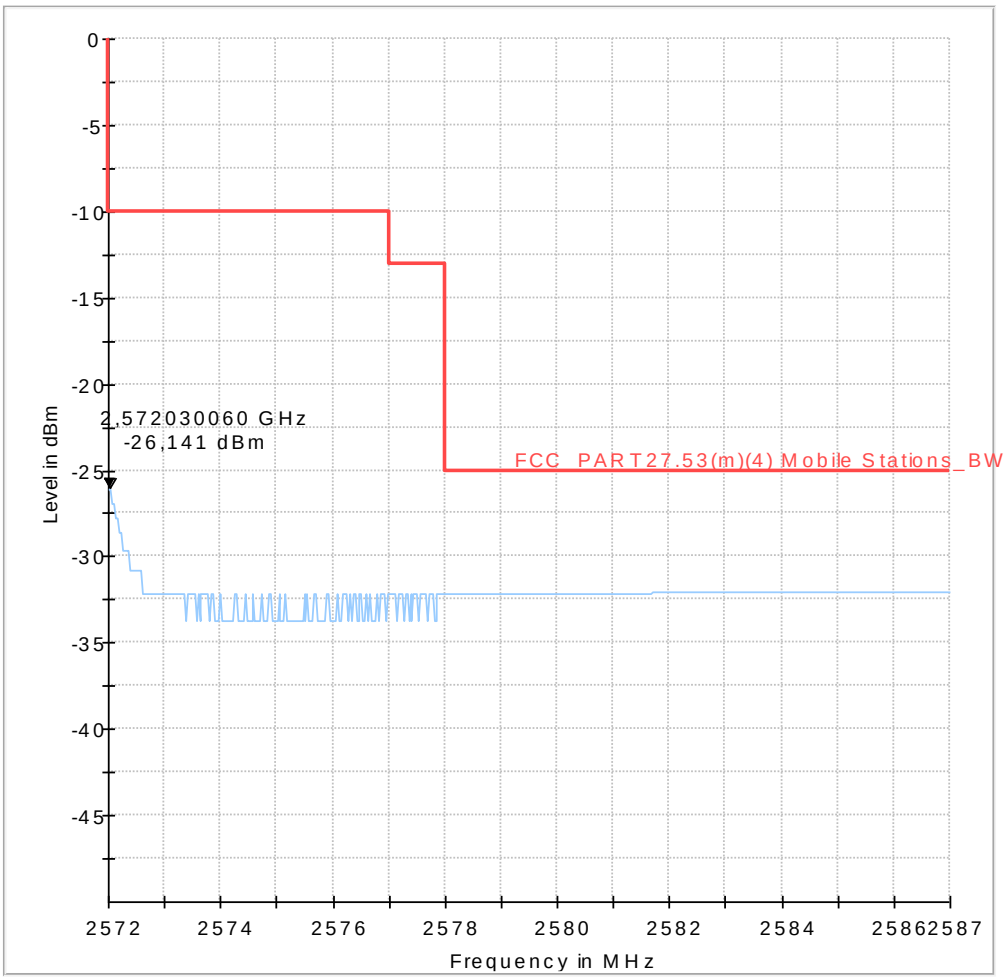

9.35_BE_LTE7_1RB_High_CH21425_QAM

Common Information

Test Description:	Band-Edge low - Radiated Spurious Emissions LTE Band 7
Test Site Location:	CETECOM GmbH Essen
Test Site:	Fully Anechoic Room (FAR)
Test Standard:	FCC Part 27.53(l)(4) Mobile stations limits
Operating Mode:	UE allocated channel 21425/ BW: 5MHz/ RB: 1/ Position: high/ QAM
Environmental Conditions:	Humidity: 35%rH; Temperature: 23°C
Test SW Version:	EMC32 V9.26.0
Operator:	KIv
Remarks:	EUT - laying/standing position

EUT Information

Manufacturer:	Robert Bosch Car Multimedia GmbH
EuT:	66-10777-001
---	---
HW Version:	9134G05
SW Version:	17.02.S.016
Serial Number:	2950006922
Connected Interfaces:	Main wiring + DTNA Antenna
Power Supply:	24V DC

Full Spectrum

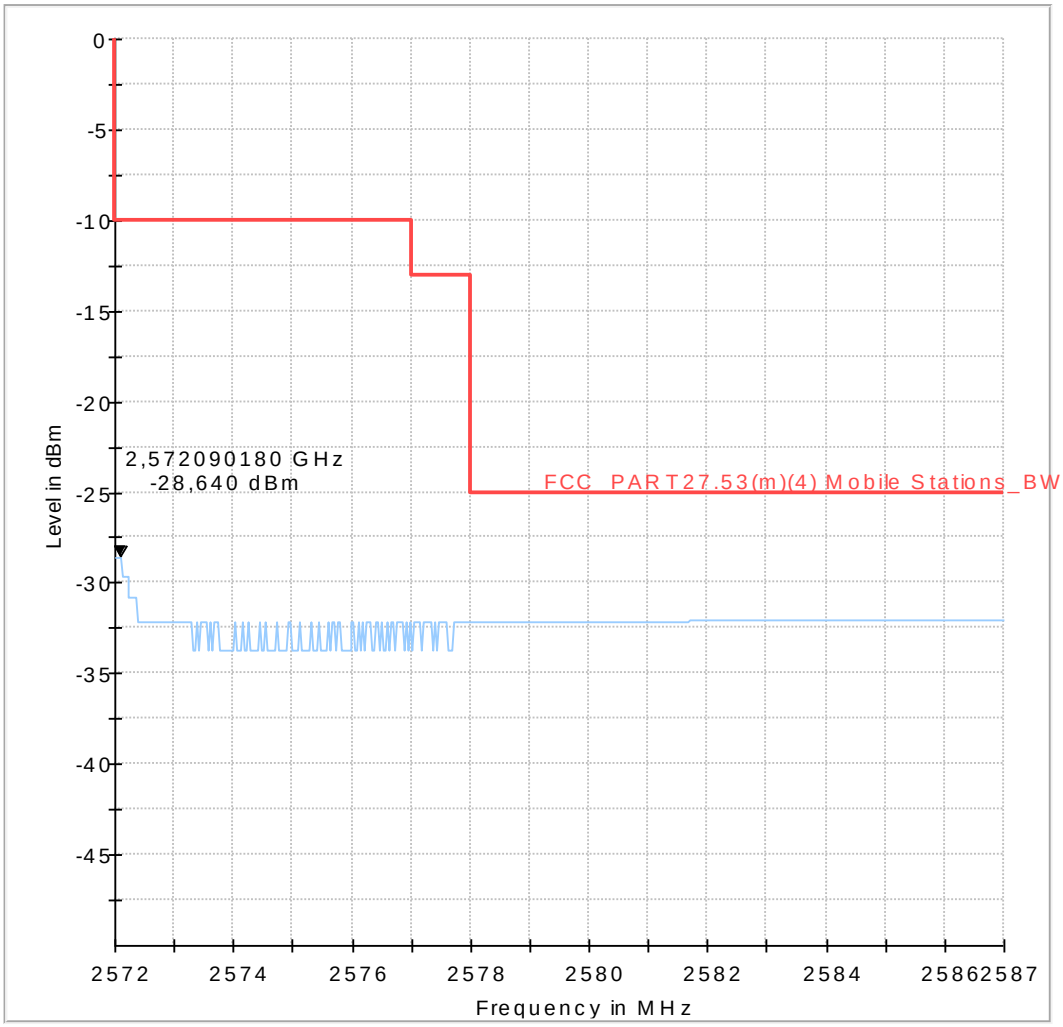

9.36_BE_LTE7_25RB_High_CH21425_QPSK

Common Information

Test Description:	Band-Edge low - Radiated Spurious Emissions LTE Band 7
Test Site Location:	CETECOM GmbH Essen
Test Site:	Fully Anechoic Room (FAR)
Test Standard:	FCC Part 27.53(l)(4) Mobile stations limits
Operating Mode:	UE allocated channel 21425/ BW: 5MHz/ RB: 25/ QPSK
Environmental Conditions:	Humidity: 35%rH; Temperature: 23°C
Test SW Version:	EMC32 V9.26.0
Operator:	KIv
Remarks:	EUT - laying/standing position

EUT Information

Manufacturer:	Robert Bosch Car Multimedia GmbH
EuT:	66-10777-001
---	---
HW Version:	9134G05
SW Version:	17.02.S.016
Serial Number:	2950006922
Connected Interfaces:	Main wiring + DTNA Antenna
Power Supply:	24V DC

Full Spectrum

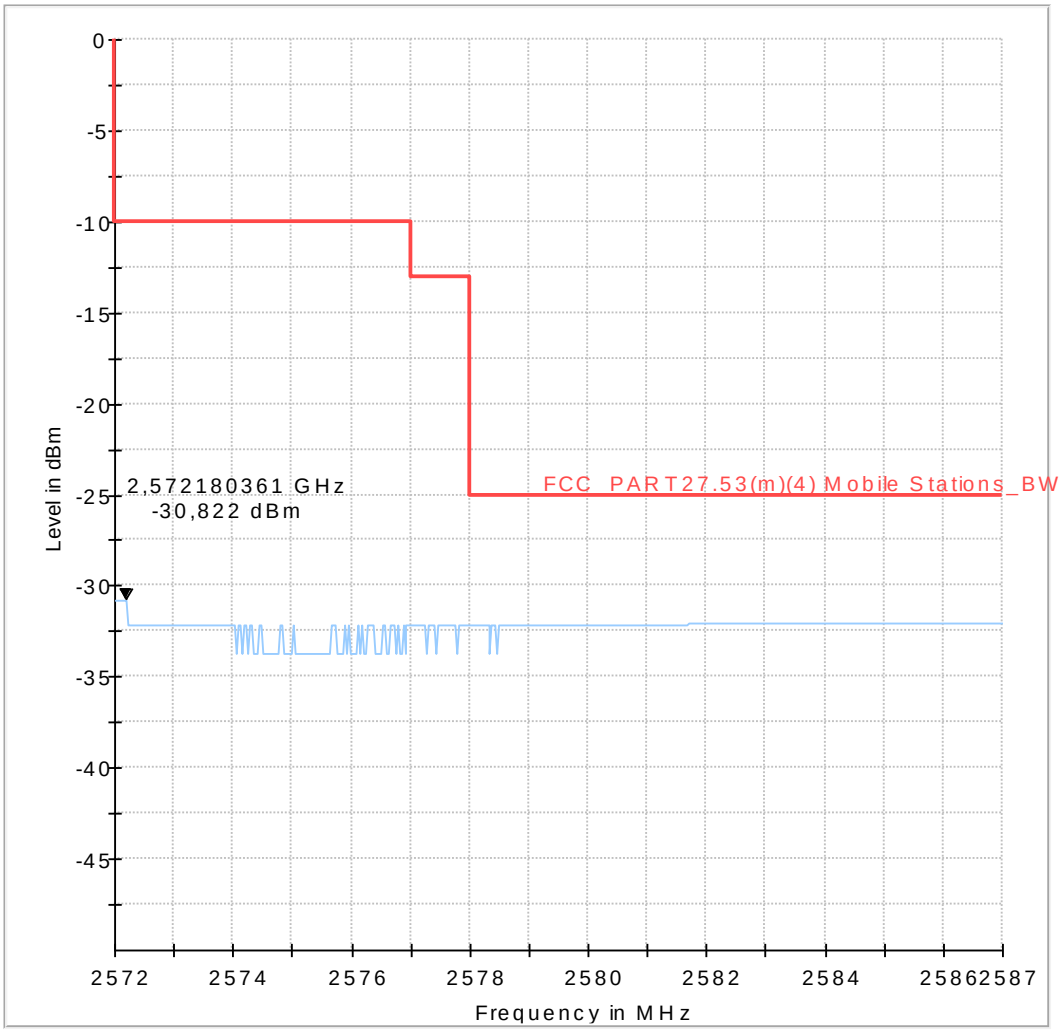

9.37_BE_LTE7_25RB_High_CH21425_QAM

Common Information

Test Description:	Band-Edge low - Radiated Spurious Emissions LTE Band 7
Test Site Location:	CETECOM GmbH Essen
Test Site:	Fully Anechoic Room (FAR)
Test Standard:	FCC Part 27.53(l)(4) Mobile stations limits
Operating Mode:	UE allocated channel 21425/ BW: 5MHz/ RB: 25/ QAM
Environmental Conditions:	Humidity: 35%rH; Temperature: 23°C
Test SW Version:	EMC32 V9.26.0
Operator:	KIv
Remarks:	EUT - laying/standing position

EUT Information

Manufacturer:	Robert Bosch Car Multimedia GmbH
EuT:	66-10777-001
---	---
HW Version:	9134G05
SW Version:	17.02.S.016
Serial Number:	2950006922
Connected Interfaces:	Main wiring + DTNA Antenna
Power Supply:	24V DC

Full Spectrum

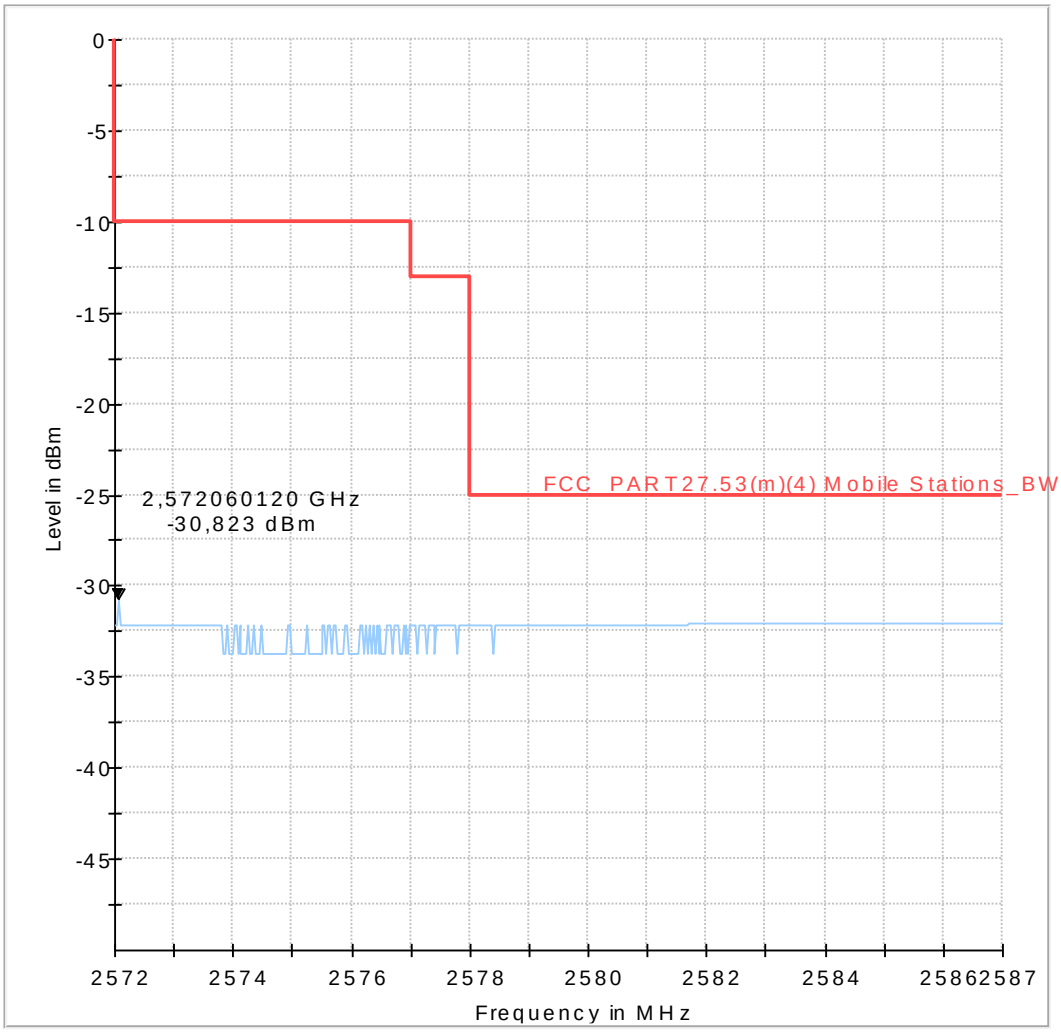

1.12. Radiated emissions – band-edge (LTE Band 17)

1.12.1. Low Band-Edge

9.40_BE_LTE17_1RBLow_Ch23755_QPSK

Common Information

Test Description:	Radiated Band Edge Compliance LTE B17
Test Site Location:	CETECOM GmbH Essen
Test Site:	Fully Anechoic Room (FAR)
Test Standard:	FCC Part 27
Operating Mode:	BE5MHz_1RBLow_ModulationQPSK_CH23755
Environmental Conditions:	Humidity: 35%rH; Temperature: 22°C
Operator:	RIs

EUT Information

Manufacturer:	Robert Bosch Car Multimedia GmbH
EuT:	66-10777-001
---	---
HW Version:	9134G05
SW Version:	17.02.S.016
Serial Number:	2950006922
Connected Interfaces:	Main wiring + DTNA Antenna
Power Supply:	24V DC

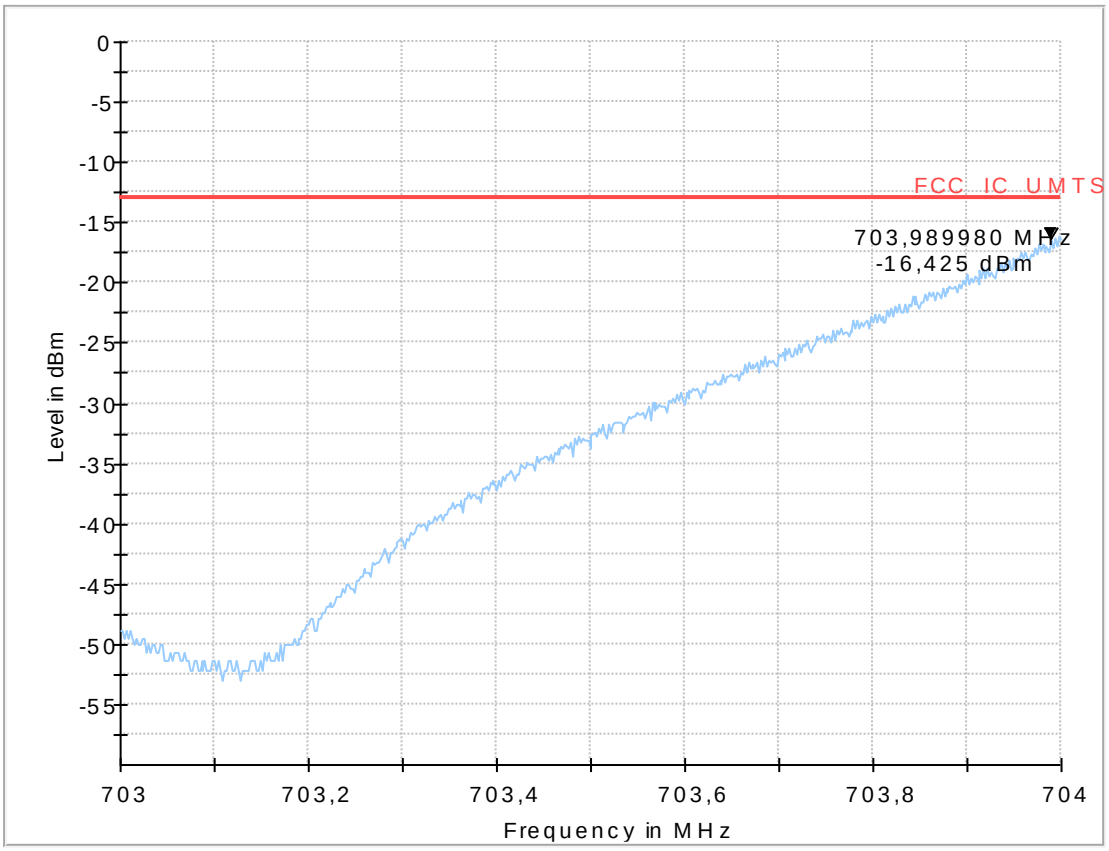

9.41_BE_LTE17_1RBLow_Ch23755_QAM

Common Information

Test Description:	Radiated Band Edge Compliance LTE B17
Test Site Location:	CETECOM GmbH Essen
Test Site:	Fully Anechoic Room (FAR)
Test Standard:	FCC Part 27
Operating Mode:	BE5MHz_1RBLow_ModulationQAM_CH23755
Environmental Conditions:	Humidity: 35%rH; Temperature: 22°C
Operator:	RIs

EUT Information

Manufacturer:	Robert Bosch Car Multimedia GmbH
EuT:	66-10777-001
---	---
HW Version:	9134G05
SW Version:	17.02.S.016
Serial Number:	2950006922
Connected Interfaces:	Main wiring + DTNA Antenna
Power Supply:	24V DC

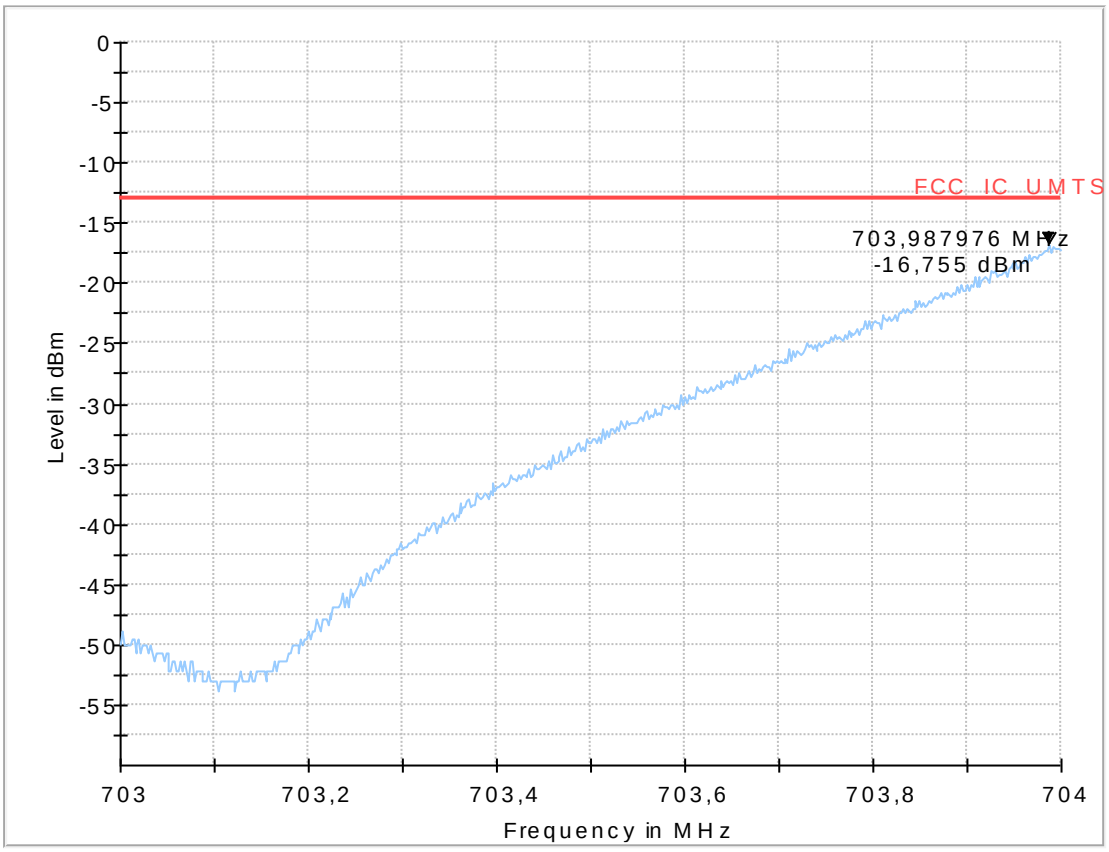

9.42_BE_LTE17_25RBLow_Ch23755_QPSK

Common Information

Test Description:	Radiated Band Edge Compliance LTE B17
Test Site Location:	CETECOM GmbH Essen
Test Site:	Fully Anechoic Room (FAR)
Test Standard:	FCC Part 27
Operating Mode:	BE5MHz_25RBLow_ModulationQPSK_CH23755
Environmental Conditions:	Humidity: 35%rH; Temperature: 22°C
Operator:	RIs

EUT Information

Manufacturer:	Robert Bosch Car Multimedia GmbH
EuT:	66-10777-001
---	---
HW Version:	9134G05
SW Version:	17.02.S.016
Serial Number:	2950006922
Connected Interfaces:	Main wiring + DTNA Antenna
Power Supply:	24V DC

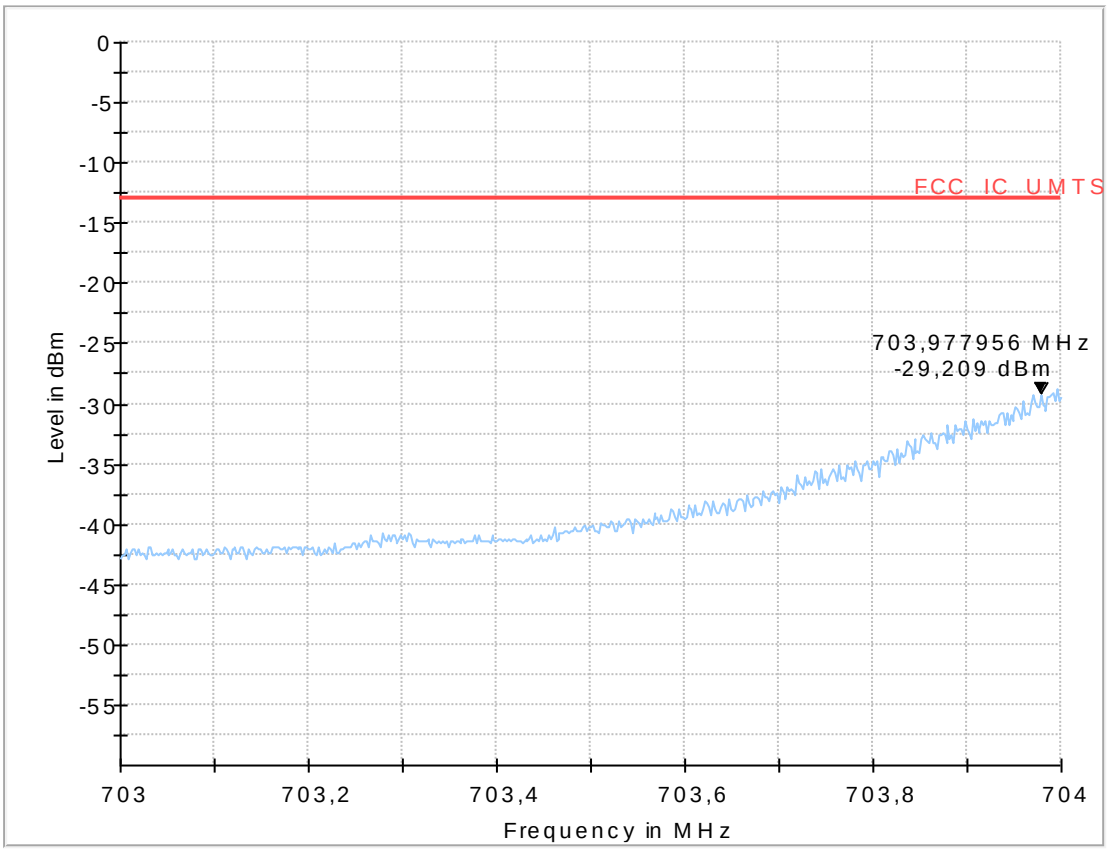

9.43_BE_LTE17_25RBLow_Ch23755_QAM

Common Information

Test Description:	Radiated Band Edge Compliance LTE B17
Test Site Location:	CETECOM GmbH Essen
Test Site:	Fully Anechoic Room (FAR)
Test Standard:	FCC Part 27
Operating Mode:	BE5MHz_25RBLow_ModulationQAM_CH23755
Environmental Conditions:	Humidity: 35%rH; Temperature: 22°C
Operator:	RIs

EUT Information

Manufacturer:	Robert Bosch Car Multimedia GmbH
EuT:	66-10777-001
---	---
HW Version:	9134G05
SW Version:	17.02.S.016
Serial Number:	2950006922
Connected Interfaces:	Main wiring + DTNA Antenna
Power Supply:	24V DC

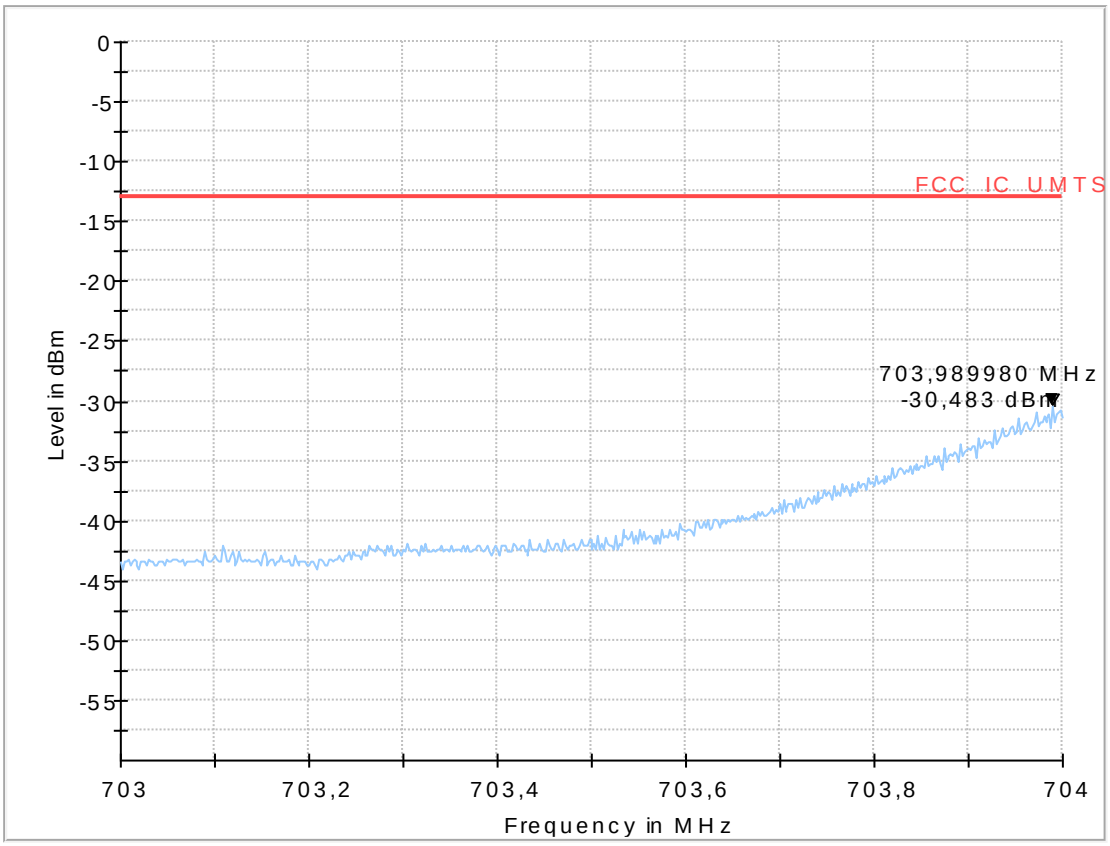

1.12.2. High Band-Edge

9.44_BE_R_Ch23800_QPSK_1high_BW10

Common Information

Test Description:	Band-Edge - Radiated Spurious Emissions LTE Band 17
Test Site Location:	CETECOM GmbH Essen
Test Site:	Fully Anechoic Room (FAR)
Test Standard:	FCC Part 22 / RSS-133
Operating Mode:	BE10MHz_1high_ModulationQPSK_CH23800
Environmental Conditions:	Humidity: 35%rH; Temperature: 22°C
Operator:	TFr

EUT Information

Manufacturer:	Robert Bosch Car Multimedia GmbH
EuT:	66-10777-001
---	---
HW Version:	9134G05
SW Version:	17.02.S.016
Serial Number:	2950006922
Connected Interfaces:	Main wiring + DTNA Antenna
Power Supply:	24V DC

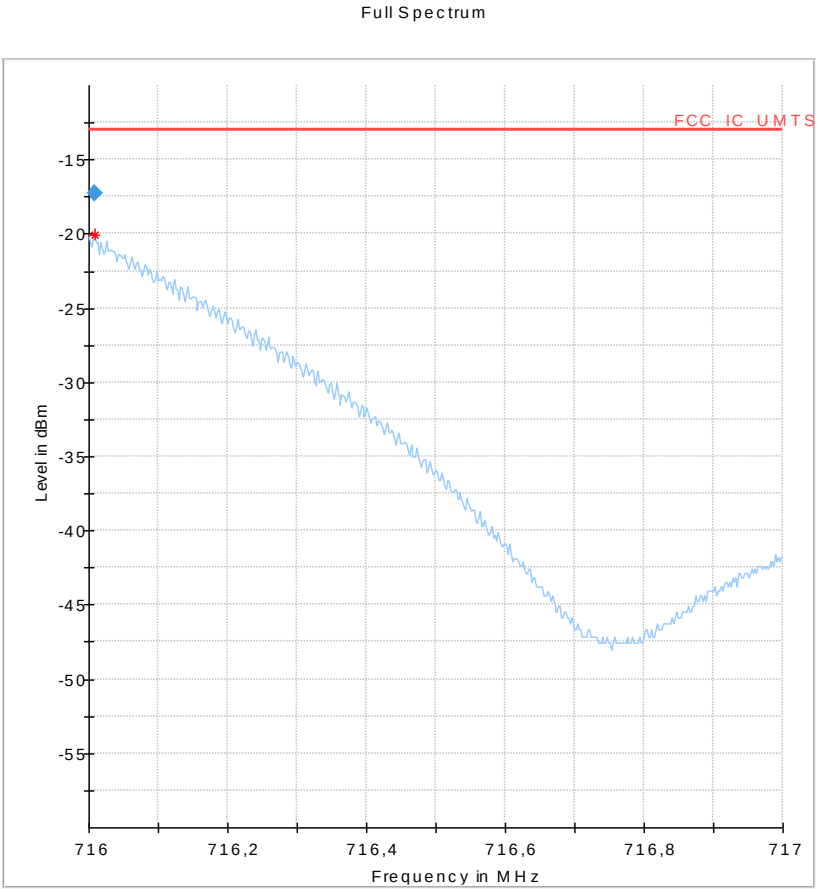

Final_Result

Frequency (MHz)	Limit (dBm)	Margin (dB)	Meas. Time (ms)	Pol	Azimuth (deg)	Elevation (deg)	Corr. (dB)
716.008016	-	4.32	100.0	H	179.0	90.0	-77.2

9.45_BE_R_Ch23800_QAM_1high_BW10

Common Information

Test Description:	Band-Edge - Radiated Spurious Emissions LTE Band 17
Test Site Location:	CETECOM GmbH Essen
Test Site:	Fully Anechoic Room (FAR)
Test Standard:	FCC Part 22 / RSS-133
Operating Mode:	BE10MHz_1high_ModulationQAM_CH23800
Environmental Conditions:	Humidity: 35%rH; Temperature: 22°C
Operator:	TFr

EUT Information

Manufacturer:	Robert Bosch Car Multimedia GmbH
EuT:	66-10777-001
---	---
HW Version:	9134G05
SW Version:	17.02.S.016
Serial Number:	2950006922
Connected Interfaces:	Main wiring + DTNA Antenna
Power Supply:	24V DC

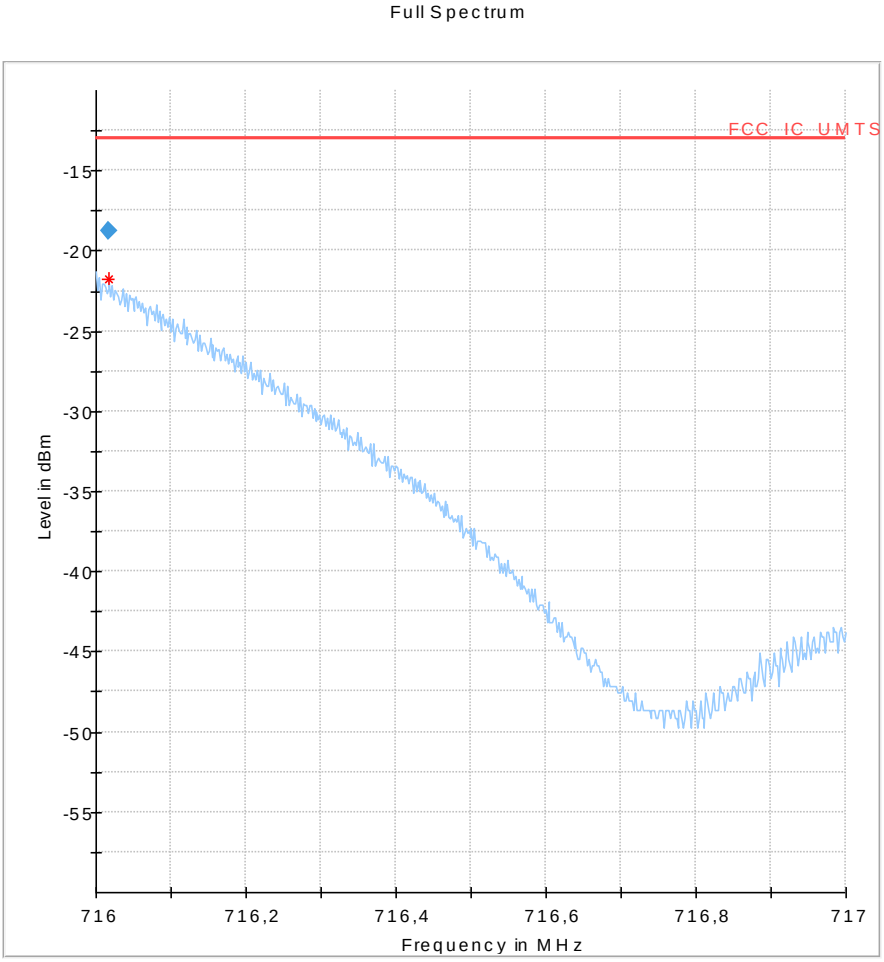

Final_Result

Frequency (MHz)	Limit (dBm)	Margin (dB)	Meas. Time (ms)	Pol	Azimuth (deg)	Elevation (deg)	Corr. (dB)
716.018036	-	5.74	100.0	H	178.0	90.0	-77.2

9.46_BE_R_Ch23800_QPSK_50RB_BW10

Common Information

Test Description:	Band-Edge - Radiated Spurious Emissions LTE Band 17
Test Site Location:	CETECOM GmbH Essen
Test Site:	Fully Anechoic Room (FAR)
Test Standard:	FCC Part 22 / RSS-133
Operating Mode:	BE10MHz_50RB_ModulationQPSK_CH23800
Environmental Conditions:	Humidity: 35%rH; Temperature: 22°C
Operator:	TFr

EUT Information

Manufacturer:	Robert Bosch Car Multimedia GmbH
EuT:	66-10777-001
---	---
HW Version:	9134G05
SW Version:	17.02.S.016
Serial Number:	2950006922
Connected Interfaces:	Main wiring + DTNA Antenna
Power Supply:	24V DC

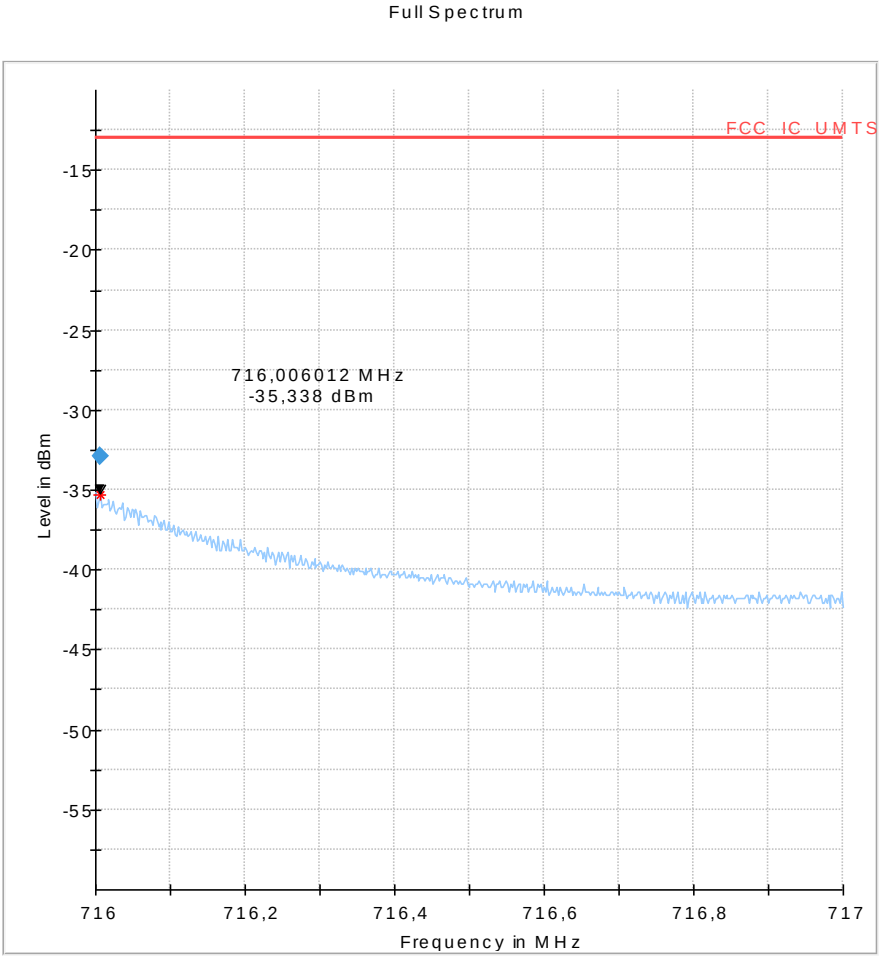

Final_Result

Frequency (MHz)	Limit (dBm)	Margin (dB)	Meas. Time (ms)	Pol	Azimuth (deg)	Elevation (deg)	Corr. (dB)
716.006012	-	19.90	100.0	H	186.0	90.0	-77.2

9.47_BE_R_Ch23800_QAM_50RB_BW10

Common Information

Test Description:	Band-Edge - Radiated Spurious Emissions LTE Band 17
Test Site Location:	CETECOM GmbH Essen
Test Site:	Fully Anechoic Room (FAR)
Test Standard:	FCC Part 22 / RSS-133
Operating Mode:	BE10MHz_50RB_ModulationQAM_CH23800
Environmental Conditions:	Humidity: 35%rH; Temperature: 22°C
Operator:	TFr

EUT Information

Manufacturer:	Robert Bosch Car Multimedia GmbH
EuT:	66-10777-001
---	---
HW Version:	9134G05
SW Version:	17.02.S.016
Serial Number:	2950006922
Connected Interfaces:	Main wiring + DTNA Antenna
Power Supply:	24V DC

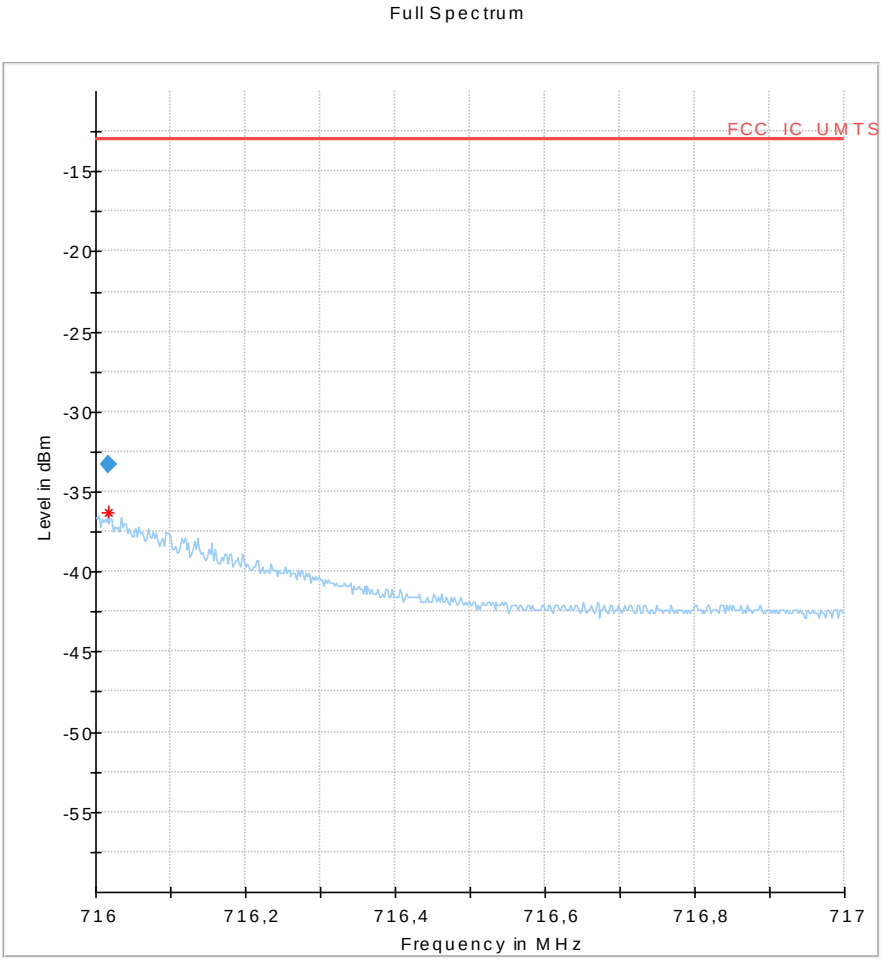

Final_Result

Frequency (MHz)	Limit (dBm)	Margin (dB)	Meas. Time (ms)	Pol	Azimuth (deg)	Elevation (deg)	Corr. (dB)
716.016032	-	20.35	100.0	H	179.0	90.0	-77.2