Annex 4: Test setup photographs to
T E S T R E P O R T
No.: 17-1-0105501T01a,
17-1-0105501T02a,
17-1-0105501T03a,
17-1-0105501T04a,
17-1-0105501T05a,
17-1-0105501T06a,
17-1-0105501T07a

for

Daimler Trucks North America

CTPMIDDTNA4G
7 620 000 296

FCC: 2AKC8CTP10777001
ISED: 22221-CTP10777001
PMN=CTPMIDDTNA
HVIN= CTPMIDDTNA
FVIN=17.02.S.016

Laboratory Accreditation and Listings			
DAkkS Deutsche Akkreditierungsstelle D-PL-12047-01-01	MRA US-EU 0003	Industry Canada Reg. No.: 3462D-1 Reg. No.: 3462D-2 Reg. No.: 3462D-3	Voluntary Controls for Electromagnetic Emissions Reg. No.: R-2666 C-2914, T-1967, G-301
Wi Fi ALLIANCE AUTHORIZED RF LABORATORY	ctia Authorized™ Test Lab Lab Code: 20011130-00		
accredited according to DIN EN ISO/IEC 17025			

CETECOM GmbH
Laboratory Radio Communications & Electromagnetic Compatibility
Im Teelbruch 116 • 45219 Essen • Germany
Registered in Essen, Germany, Reg. No.: HRB Essen 8984
Tel.: + 49 (0) 20 54 / 95 19-954 • Fax: + 49 (0) 20 54 / 95 19-964
E-mail: info@cetecom.com • Internet: www.cetecom.com

The test results relate only to the individual items which have been tested. This report shall not be reproduced in parts without the written approval of the testing laboratory © Copyright: All rights reserved by CETECOM

Table of contents

1. TEST SETUP PHOTOGRAPHS.....3

1.1. General Limit - Radiated field strength emissions below 30 MHz.....3
1.2. General Limit - Radiated field strength emissions 30 MHz < f < 1GHz.....4
1.3. General Limit - Radiated field strength emissions > 1GHz.....5
1.4. RF parameters – Conducted measurements.....7

1. Test setup photographs

1.1. General Limit - Radiated field strength emissions below 30 MHz



Test setup in semi anechoic room long shot view EUT laying

Test setup in semi anechoic room close-up view EUT laying

1.2. General Limit - Radiated field strength emissions 30 MHz < f < 1GHz



Test setup in semi anechoic room long shot view EUT laying



Test setup in semi anechoic room close up view EUT standing

1.3. General Limit - Radiated field strength emissions > 1GHz



Setup in fully anechoic room long shot EUT standing



Setup in fully anechoic room close-up EUT standing



Setup in fully anechoic room long shot EUT laying



Setup in fully anechoic room close-up EUT laying

1.4. RF parameters – Conducted measurements



Conducted Measurement

Conducted Power Measurements