Band Edge(Hopping) NVNT 1-DH5 2480MHz Ant1 Hopping Ref

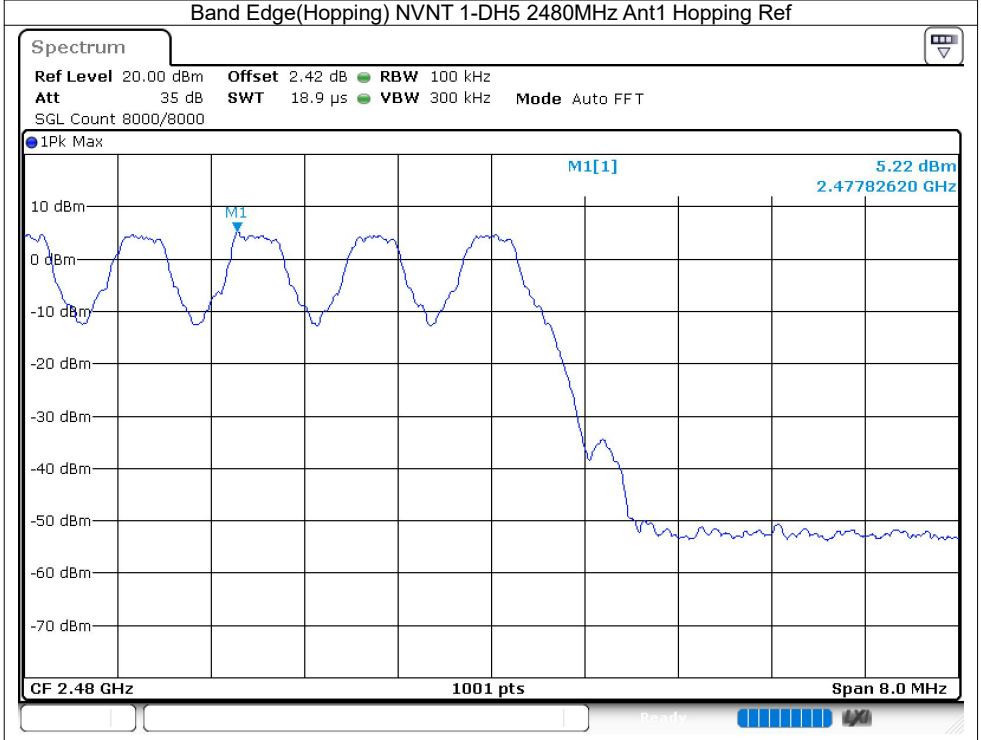

Band Edge(Hopping) NVNT 1-DH5 2480MHz Ant1 Hopping Emission

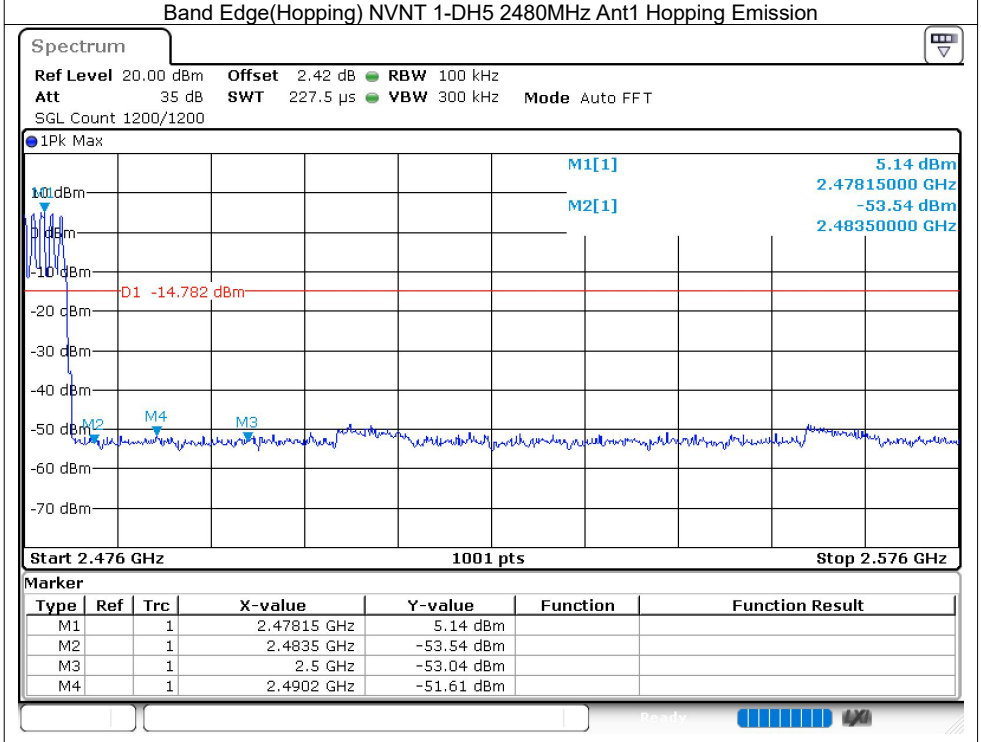

Marker

Type	Ref	Trc	X-value	Y-value	Function	Function Result
M1		1	2.47815 GHz	5.14 dBm		
M2		1	2.4835 GHz	-53.54 dBm		
M3		1	2.5 GHz	-53.04 dBm		
M4		1	2.4902 GHz	-51.61 dBm		

Band Edge(Hopping) NVNT 2-DH5 2402MHz Ant1 Hopping Ref

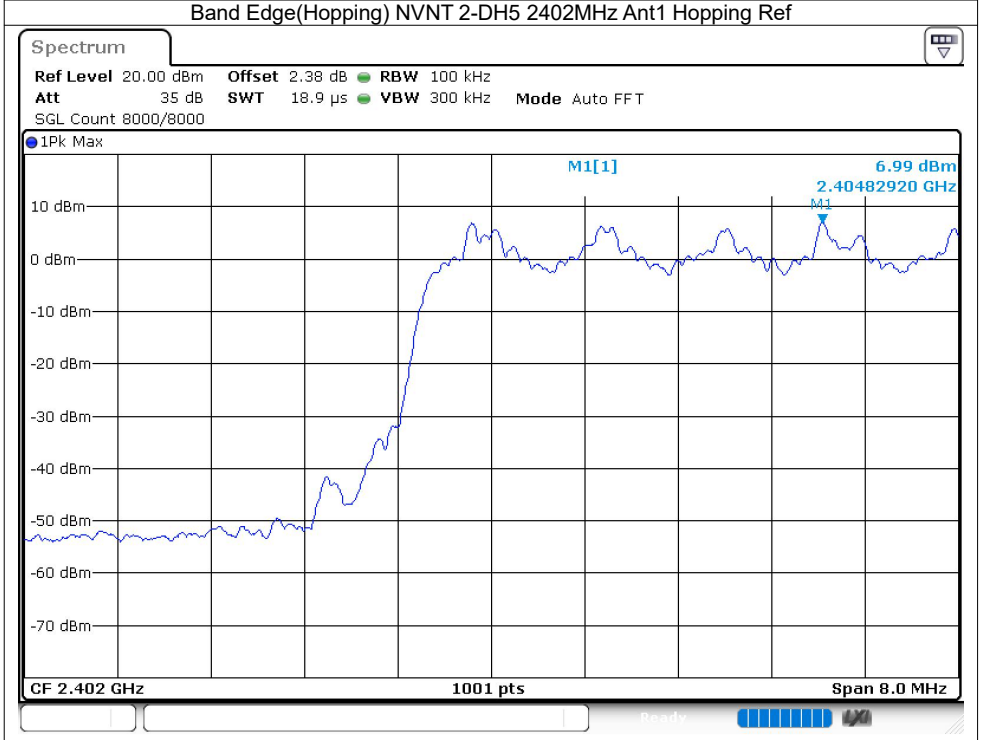

Band Edge(Hopping) NVNT 2-DH5 2402MHz Ant1 Hopping Emission

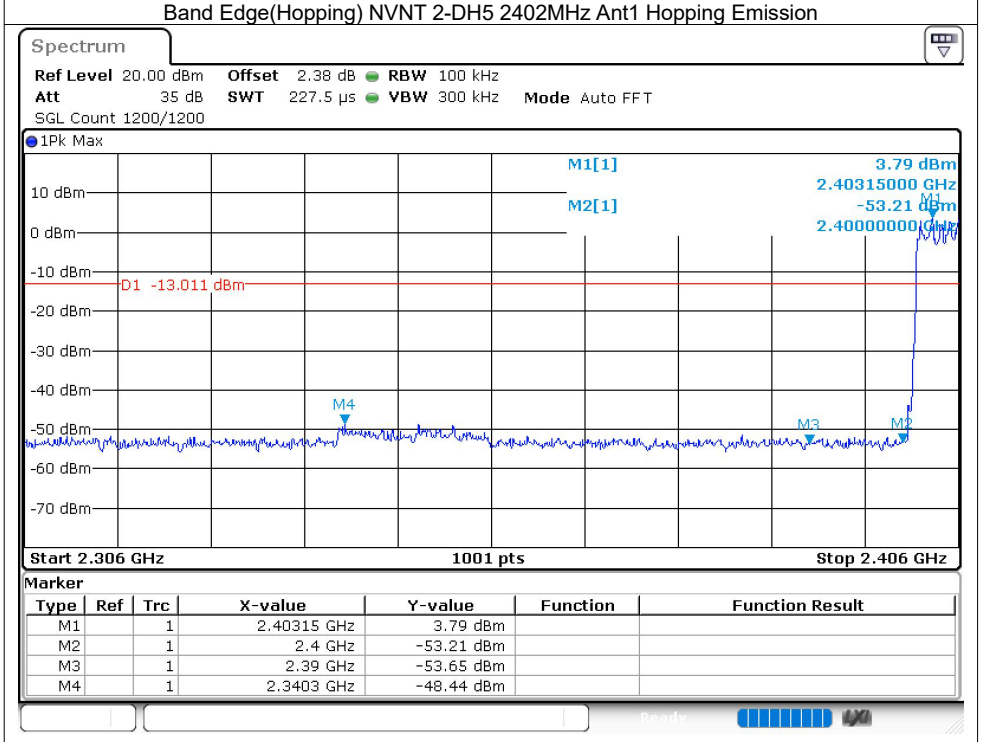

Marker

Type	Ref	Trc	X-value	Y-value	Function	Function Result
M1		1	2.40315 GHz	3.79 dBm		
M2		1	2.4 GHz	-53.21 dBm		
M3		1	2.39 GHz	-53.65 dBm		
M4		1	2.3403 GHz	-48.44 dBm		

Band Edge(Hopping) NVNT 2-DH5 2480MHz Ant1 Hopping Ref

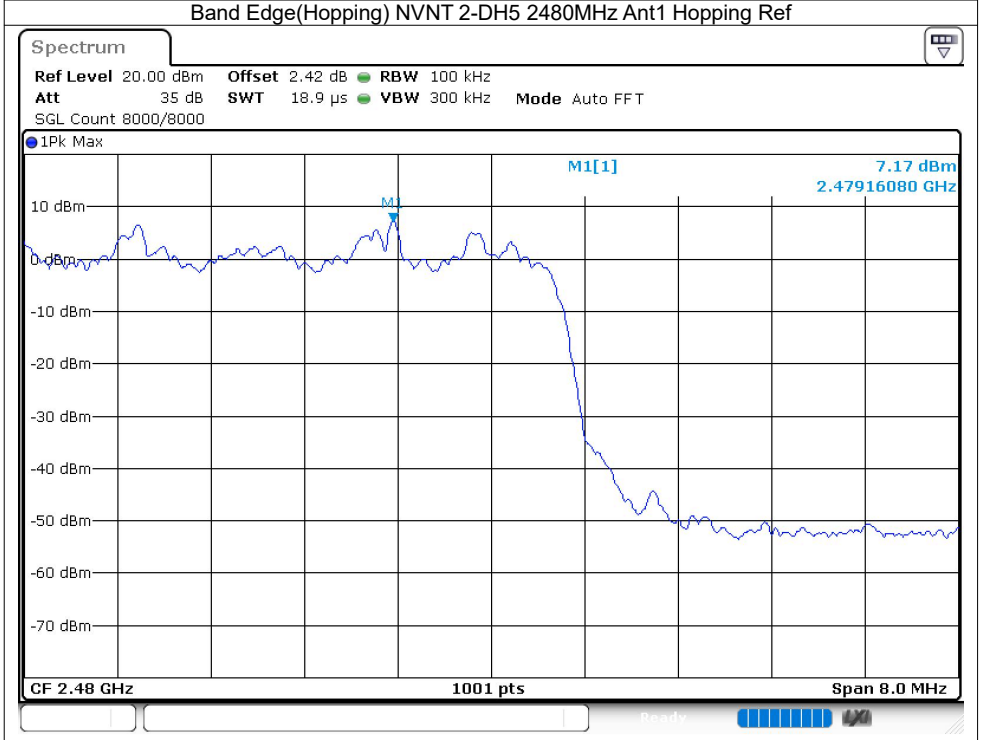

Band Edge(Hopping) NVNT 2-DH5 2480MHz Ant1 Hopping Emission

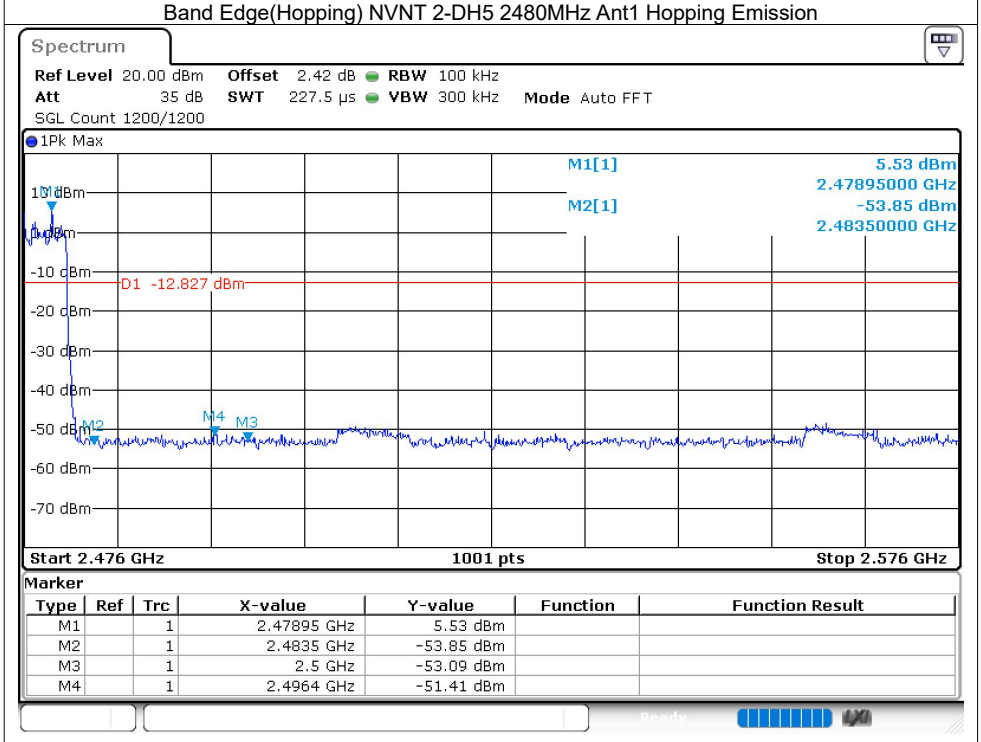

Marker

Type	Ref	Trc	X-value	Y-value	Function	Function Result
M1		1	2.47895 GHz	5.53 dBm		
M2		1	2.4835 GHz	-53.85 dBm		
M3		1	2.5 GHz	-53.09 dBm		
M4		1	2.4964 GHz	-51.41 dBm		

Band Edge(Hopping) NVNT 3-DH5 2402MHz Ant1 Hopping Ref

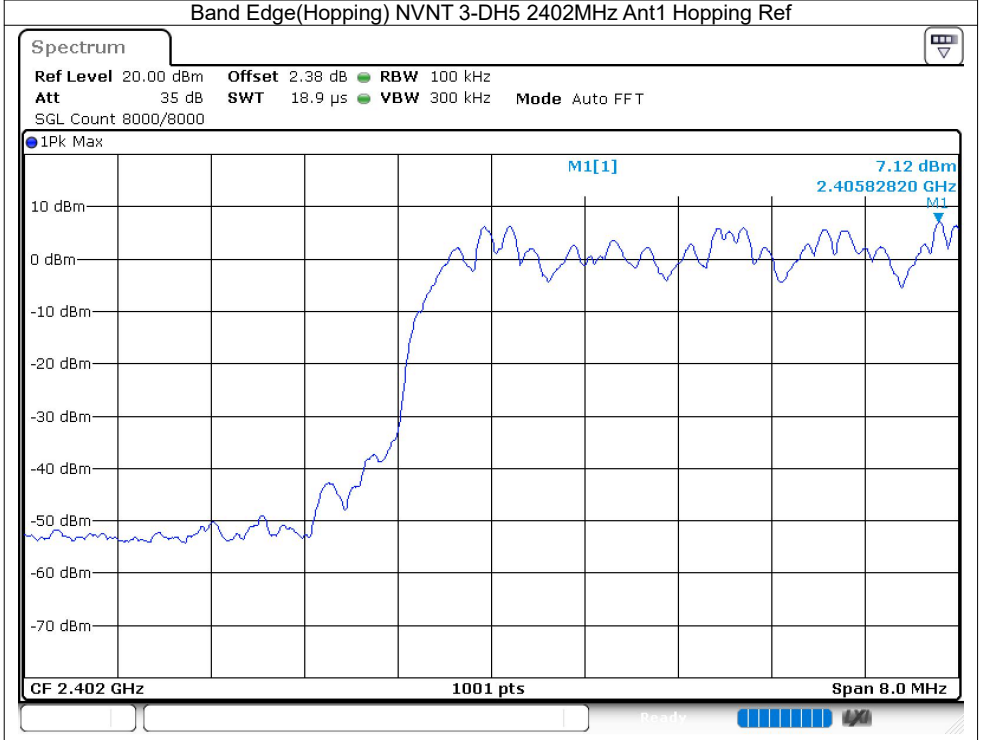

Band Edge(Hopping) NVNT 3-DH5 2402MHz Ant1 Hopping Emission

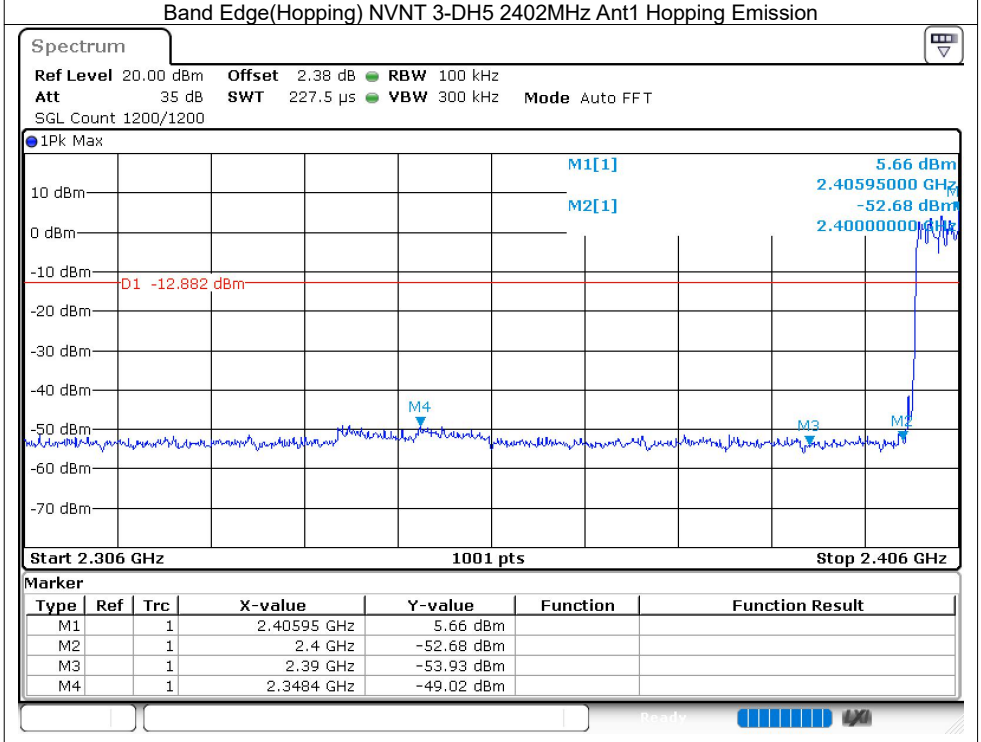

Marker

Type	Ref	Trc	X-value	Y-value	Function	Function Result
M1		1	2.40595 GHz	5.66 dBm		
M2		1	2.4 GHz	-52.68 dBm		
M3		1	2.39 GHz	-53.93 dBm		
M4		1	2.3484 GHz	-49.02 dBm		

Band Edge(Hopping) NVNT 3-DH5 2480MHz Ant1 Hopping Ref

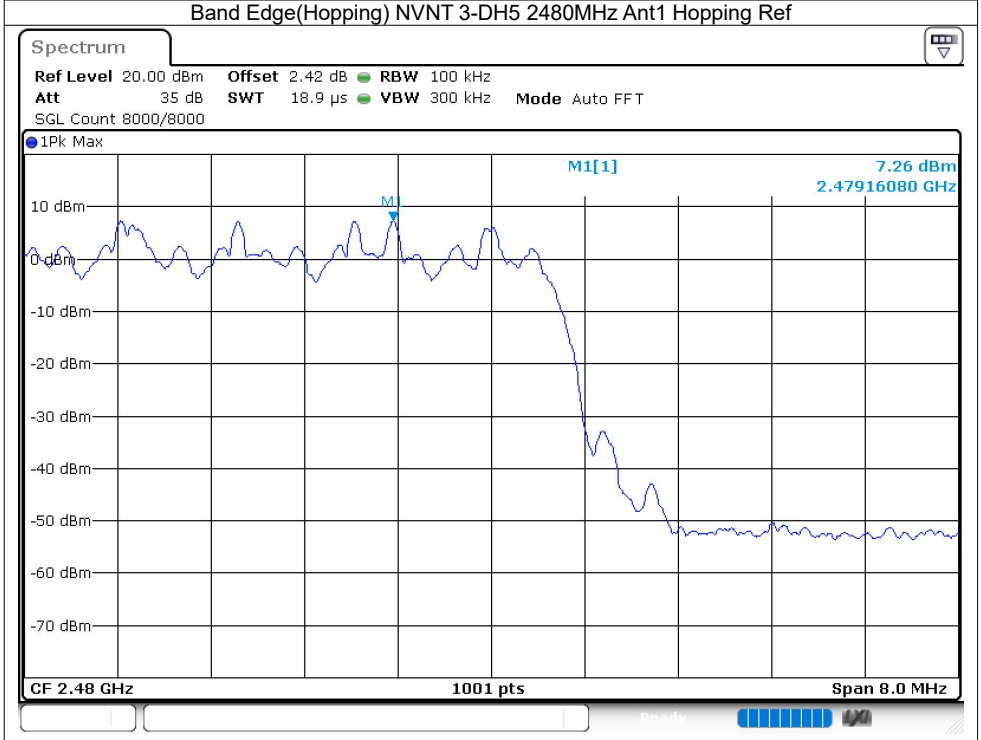

Band Edge(Hopping) NVNT 3-DH5 2480MHz Ant1 Hopping Emission

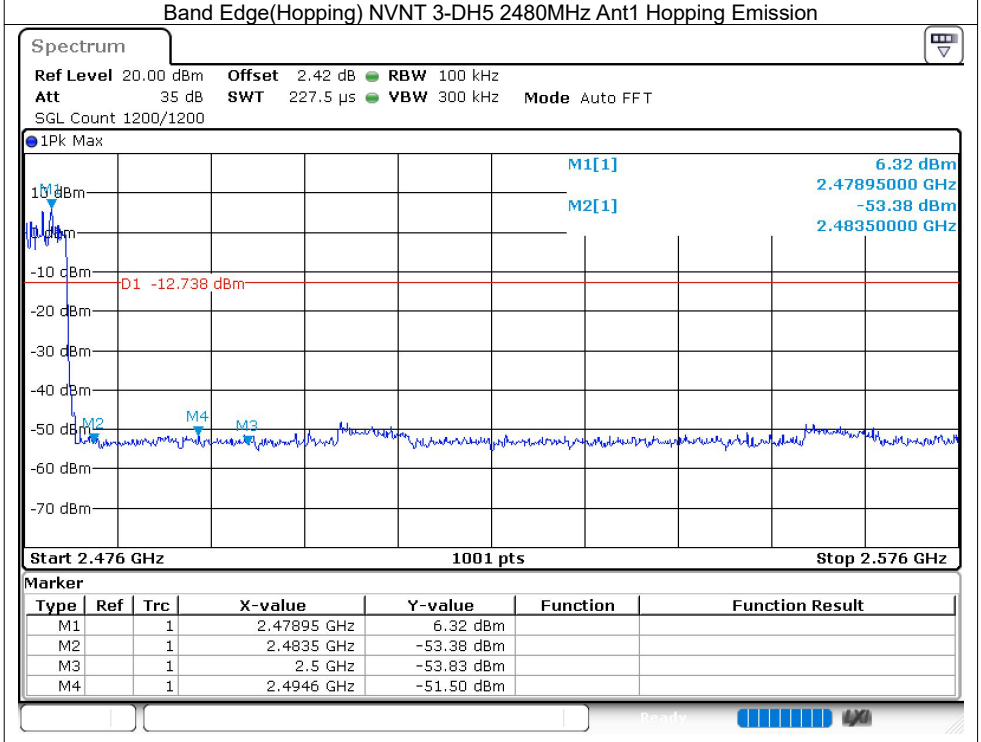

Marker

Type	Ref	Trc	X-value	Y-value	Function	Function Result
M1		1	2.47895 GHz	6.32 dBm		
M2		1	2.4835 GHz	-53.38 dBm		
M3		1	2.5 GHz	-53.83 dBm		
M4		1	2.4946 GHz	-51.50 dBm		

8.9 CONDUCTED RF SPURIOUS EMISSION

Condition	Mode	Frequency (MHz)	Antenna	Max Value (dBc)	Limit (dBc)	Verdict
NVNT	1-DH5	2402	Ant1	-53.04	-20	Pass
NVNT	1-DH5	2441	Ant1	-52.27	-20	Pass
NVNT	1-DH5	2480	Ant1	-52.9	-20	Pass
NVNT	2-DH5	2402	Ant1	-47.64	-20	Pass
NVNT	2-DH5	2441	Ant1	-49.57	-20	Pass
NVNT	2-DH5	2480	Ant1	-47.65	-20	Pass
NVNT	3-DH5	2402	Ant1	-49.39	-20	Pass
NVNT	3-DH5	2441	Ant1	-49.69	-20	Pass
NVNT	3-DH5	2480	Ant1	-48.99	-20	Pass

Test Graphs

Tx. Spurious NVNT 1-DH5 2402MHz Ant1 Ref

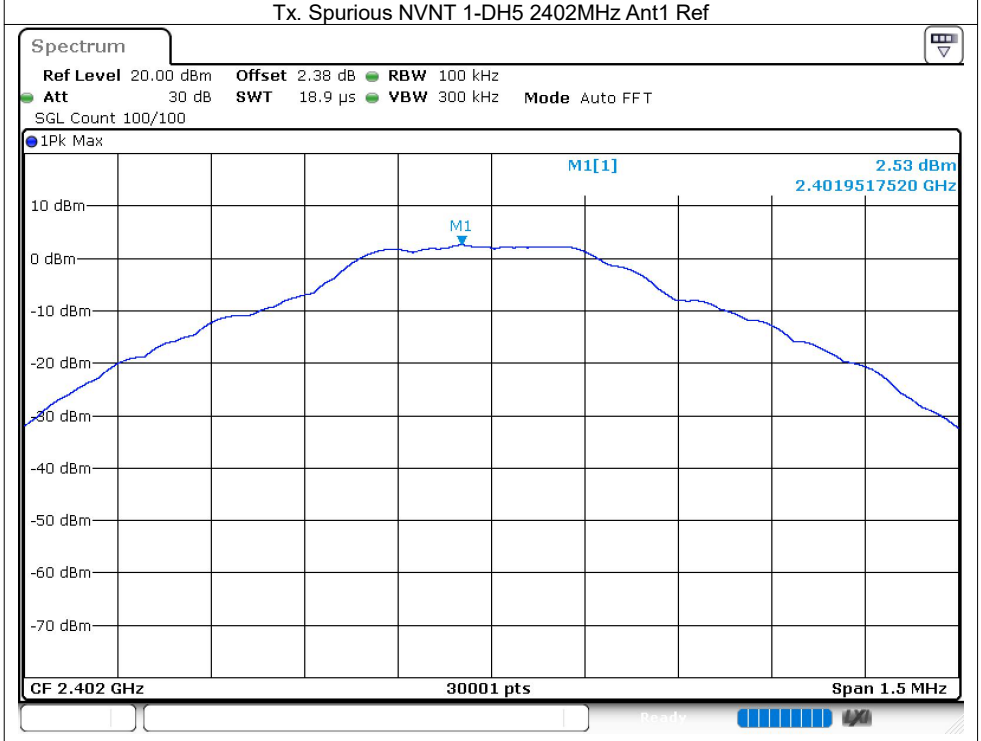

Tx. Spurious NVNT 1-DH5 2402MHz Ant1 Emission

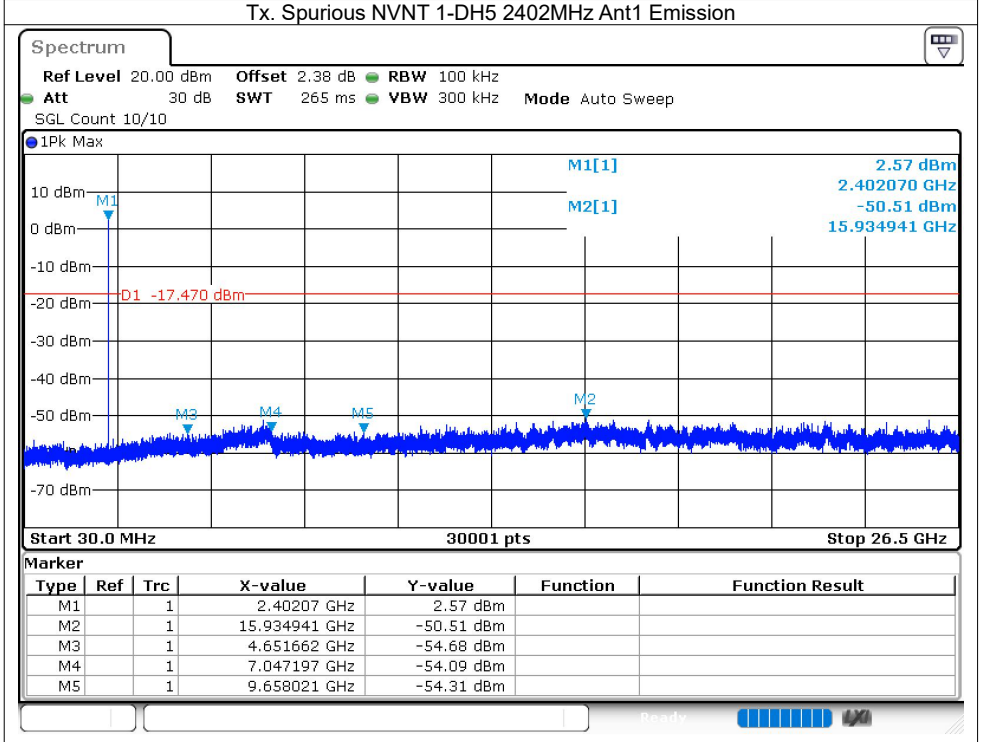

Marker

Type	Ref	Trc	X-value	Y-value	Function	Function Result
M1		1	2.40207 GHz	2.57 dBm		
M2		1	15.934941 GHz	-50.51 dBm		
M3		1	4.651662 GHz	-54.68 dBm		
M4		1	7.047197 GHz	-54.09 dBm		
M5		1	9.658021 GHz	-54.31 dBm		

Tx. Spurious NVNT 1-DH5 2441MHz Ant1 Ref

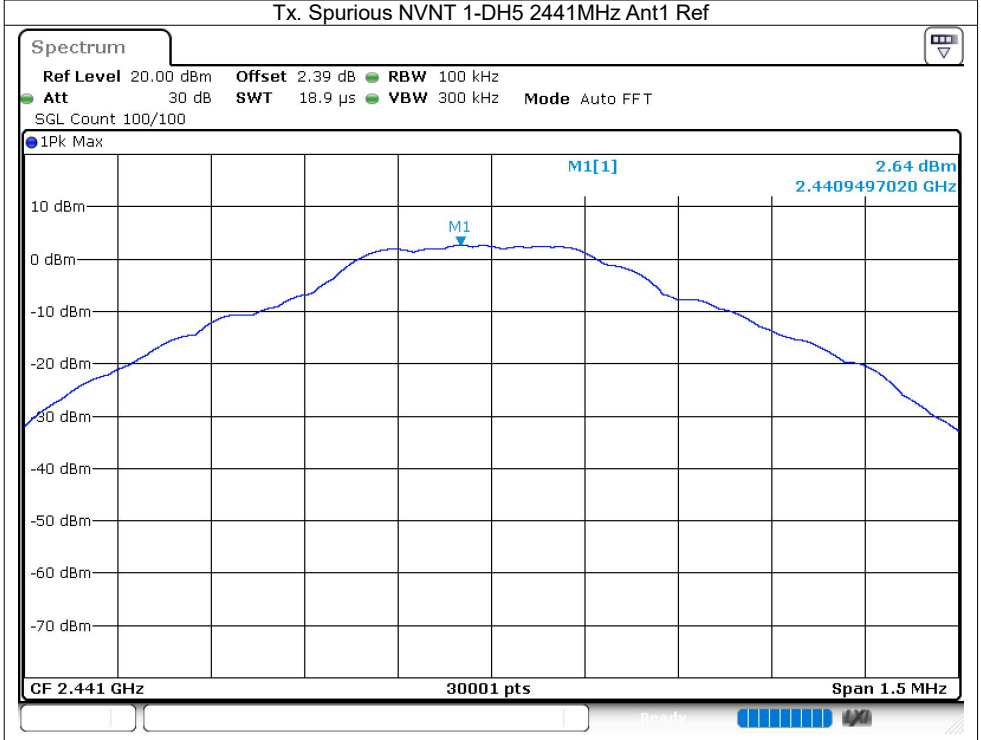

Tx. Spurious NVNT 1-DH5 2441MHz Ant1 Emission

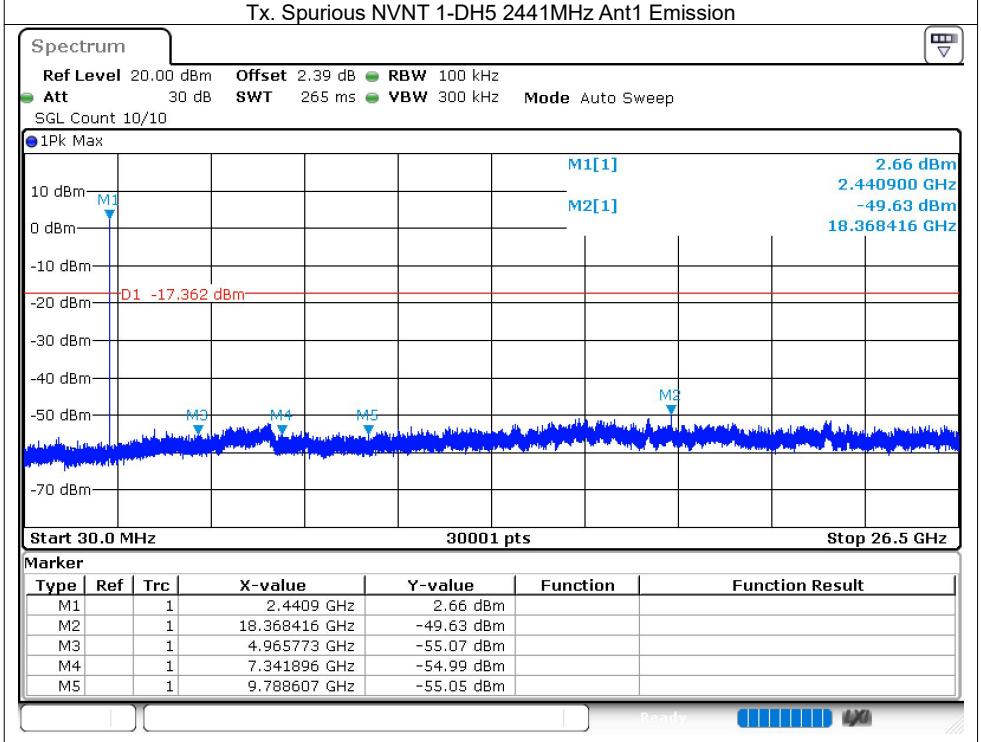

Marker

Type	Ref	Trc	X-value	Y-value	Function	Function Result
M1		1	2.4409 GHz	2.66 dBm		
M2		1	18.368416 GHz	-49.63 dBm		
M3		1	4.965773 GHz	-55.07 dBm		
M4		1	7.341896 GHz	-54.99 dBm		
M5		1	9.788607 GHz	-55.05 dBm		

Tx. Spurious NVNT 1-DH5 2480MHz Ant1 Ref

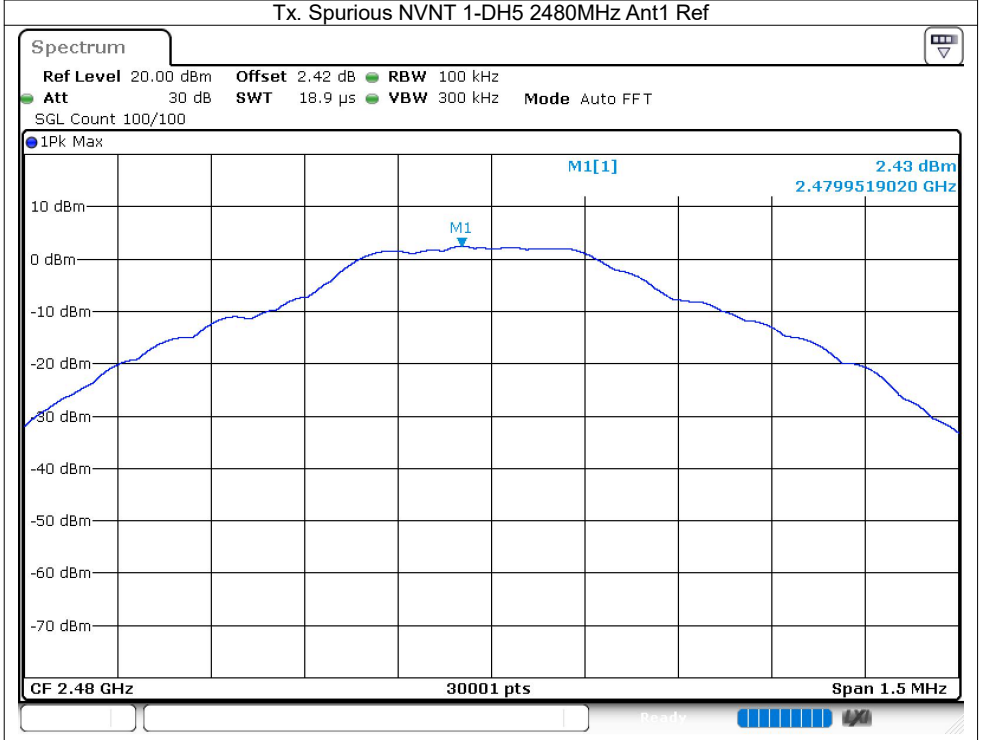

Tx. Spurious NVNT 1-DH5 2480MHz Ant1 Emission

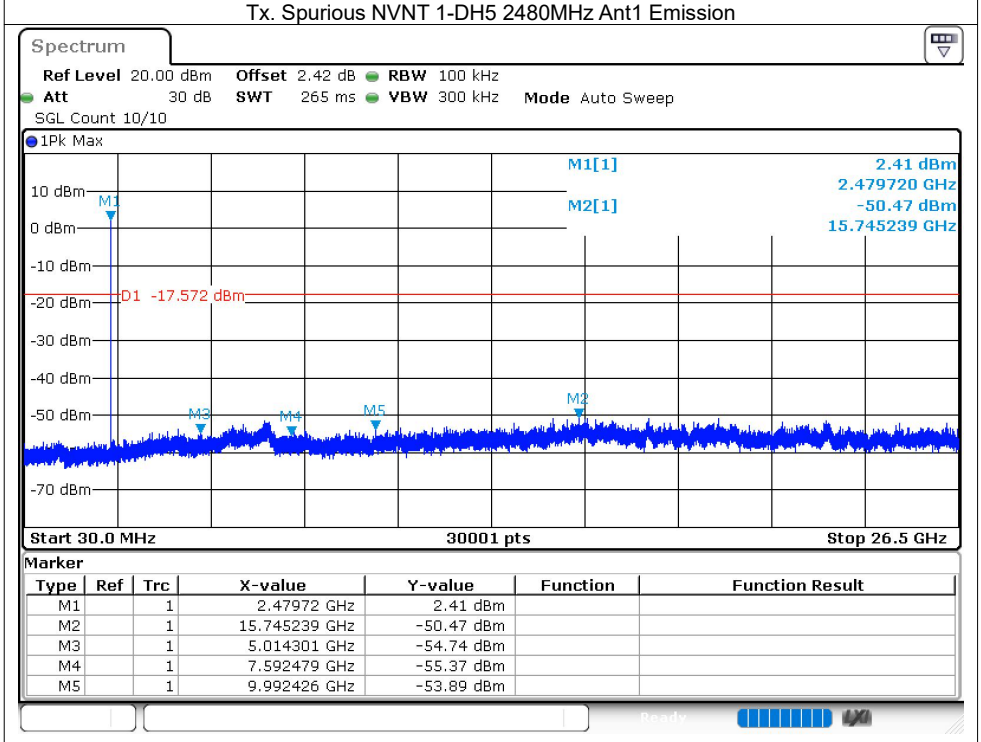

Marker

Type	Ref	Trc	X-value	Y-value	Function	Function Result
M1		1	2.47972 GHz	2.41 dBm		
M2		1	15.745239 GHz	-50.47 dBm		
M3		1	5.014301 GHz	-54.74 dBm		
M4		1	7.592479 GHz	-55.37 dBm		
M5		1	9.992426 GHz	-53.89 dBm		

Tx. Spurious NVNT 2-DH5 2402MHz Ant1 Ref

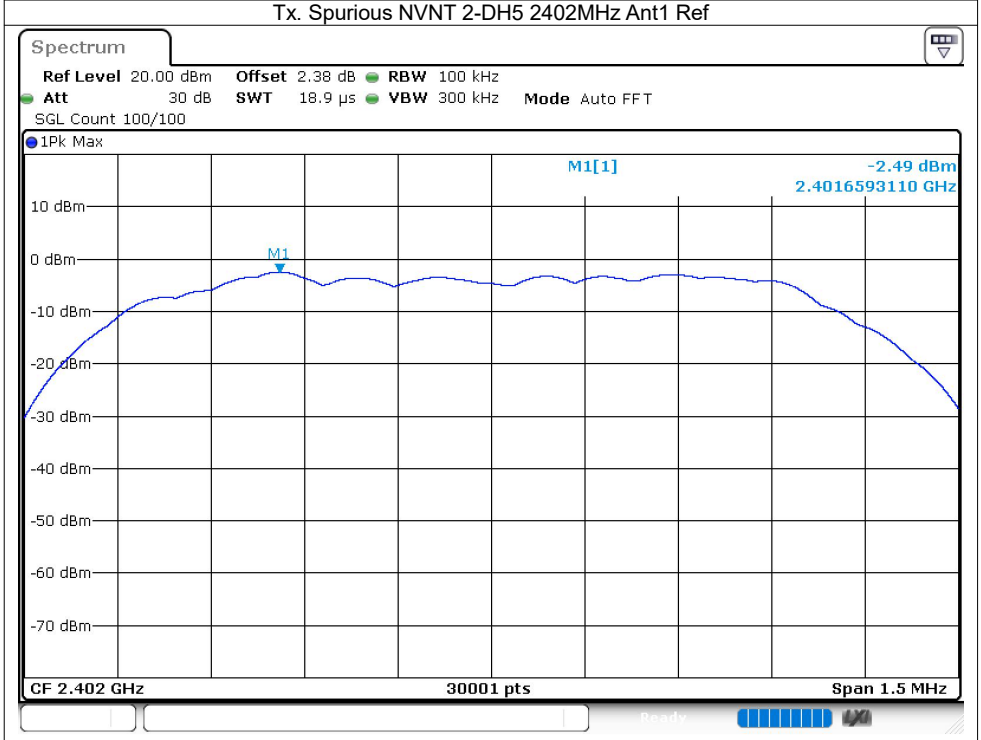

Tx. Spurious NVNT 2-DH5 2402MHz Ant1 Emission

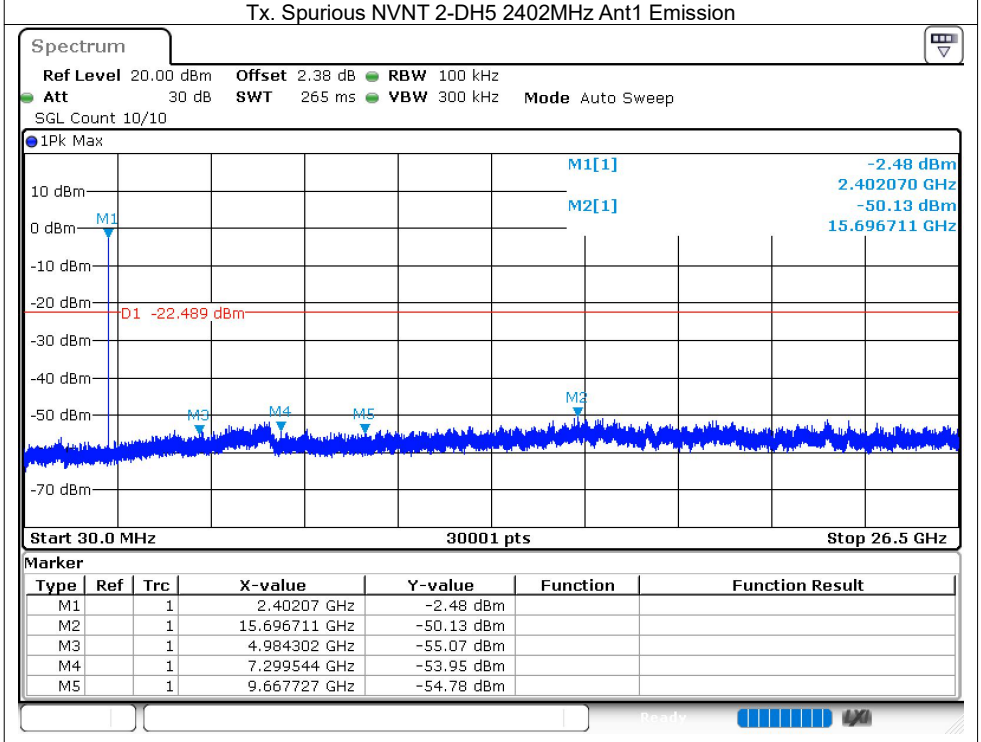

Marker

Type	Ref	Trc	X-value	Y-value	Function	Function Result
M1		1	2.40207 GHz	-2.48 dBm		
M2		1	15.696711 GHz	-50.13 dBm		
M3		1	4.984302 GHz	-55.07 dBm		
M4		1	7.299544 GHz	-53.95 dBm		
M5		1	9.667727 GHz	-54.78 dBm		

Tx. Spurious NVNT 2-DH5 2441MHz Ant1 Ref

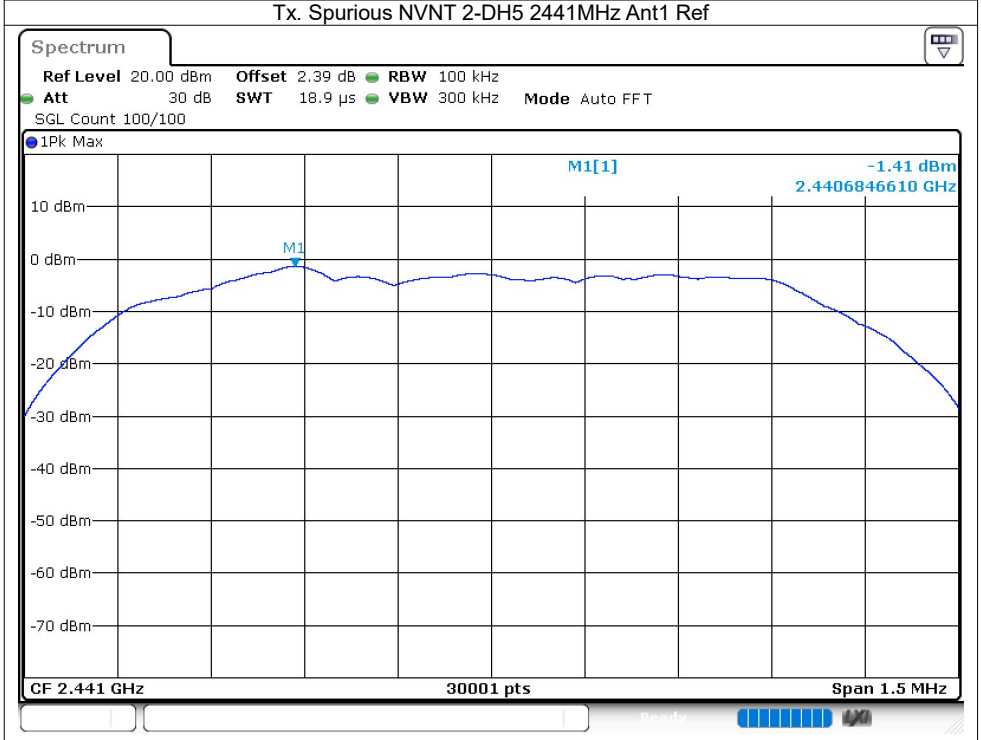

Tx. Spurious NVNT 2-DH5 2441MHz Ant1 Emission

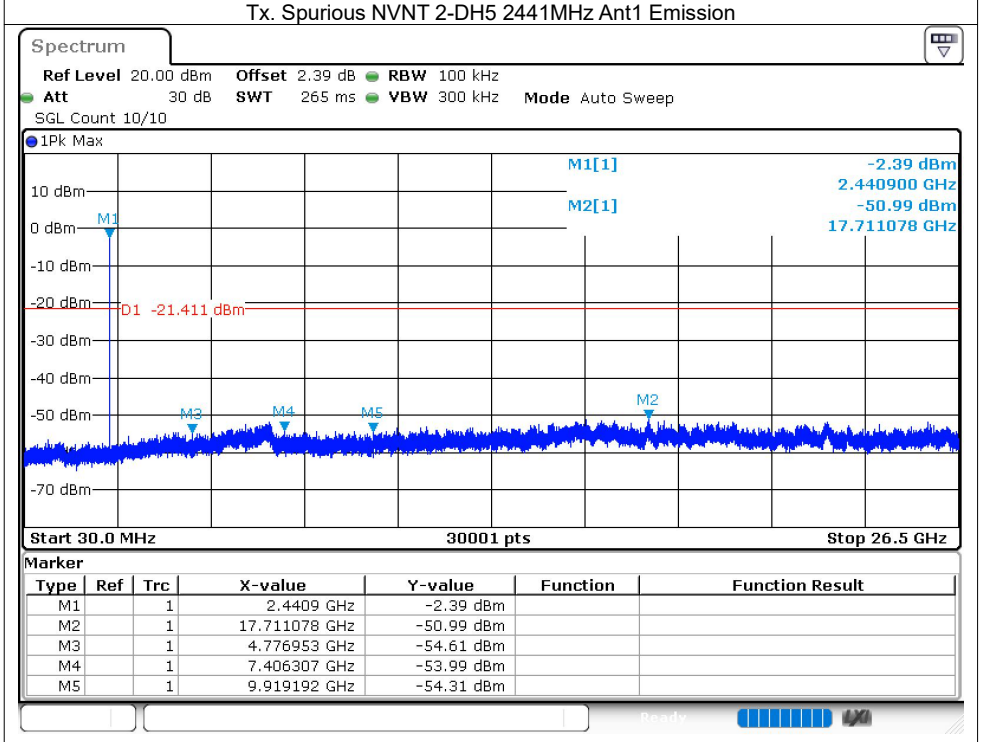

Marker

Type	Ref	Trc	X-value	Y-value	Function	Function Result
M1		1	2.4409 GHz	-2.39 dBm		
M2		1	17.711078 GHz	-50.99 dBm		
M3		1	4.776953 GHz	-54.61 dBm		
M4		1	7.406307 GHz	-53.99 dBm		
M5		1	9.919192 GHz	-54.31 dBm		

Tx. Spurious NVNT 2-DH5 2480MHz Ant1 Ref

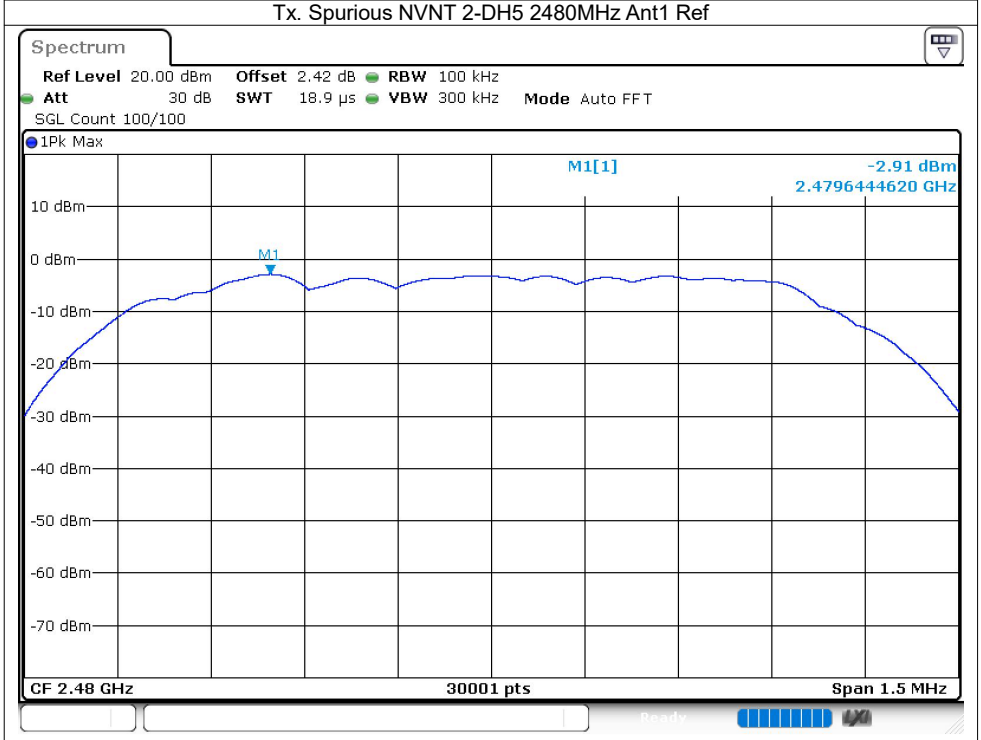

Tx. Spurious NVNT 2-DH5 2480MHz Ant1 Emission

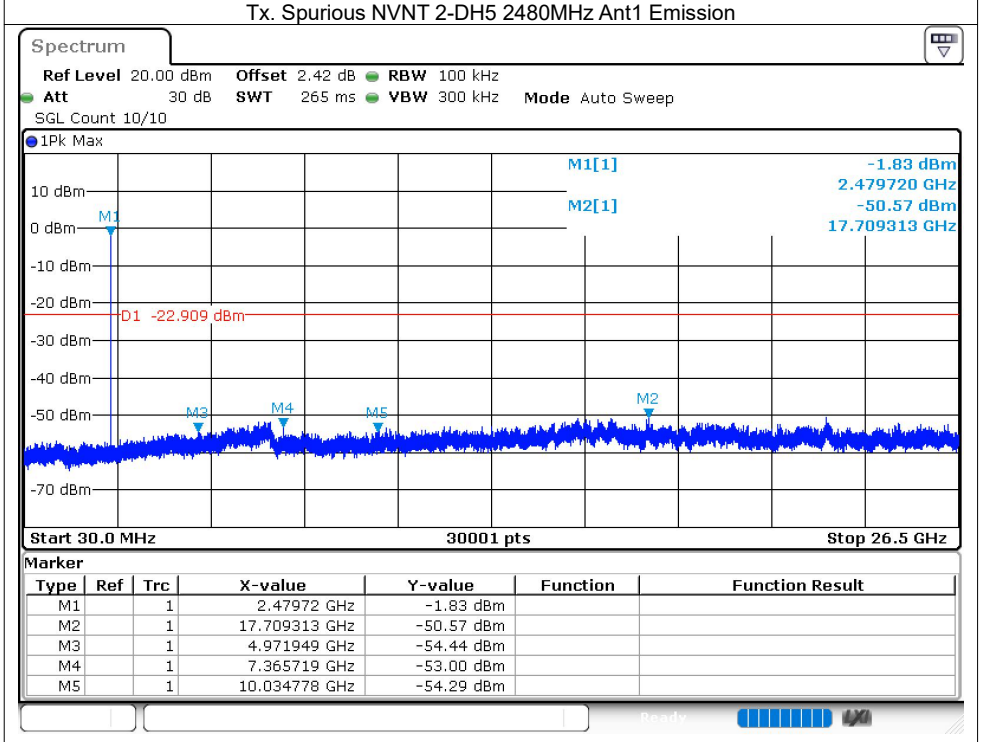

Marker

Type	Ref	Trc	X-value	Y-value	Function	Function Result
M1		1	2.47972 GHz	-1.83 dBm		
M2		1	17.709313 GHz	-50.57 dBm		
M3		1	4.971949 GHz	-54.44 dBm		
M4		1	7.365719 GHz	-53.00 dBm		
M5		1	10.034778 GHz	-54.29 dBm		

Tx. Spurious NVNT 3-DH5 2402MHz Ant1 Ref

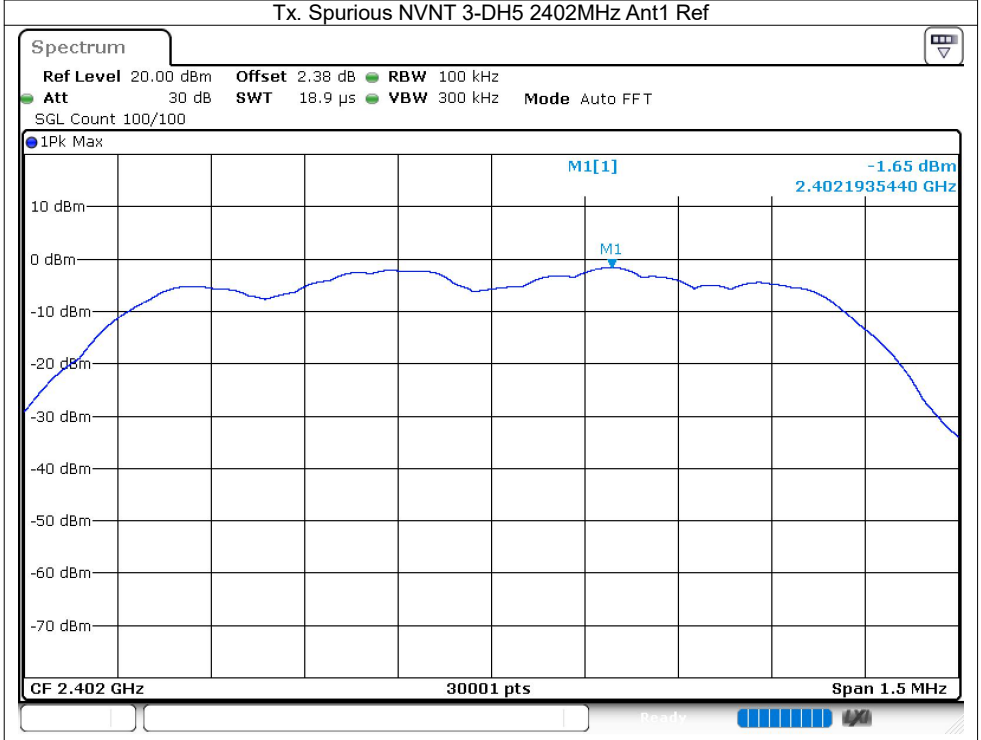

Tx. Spurious NVNT 3-DH5 2402MHz Ant1 Emission

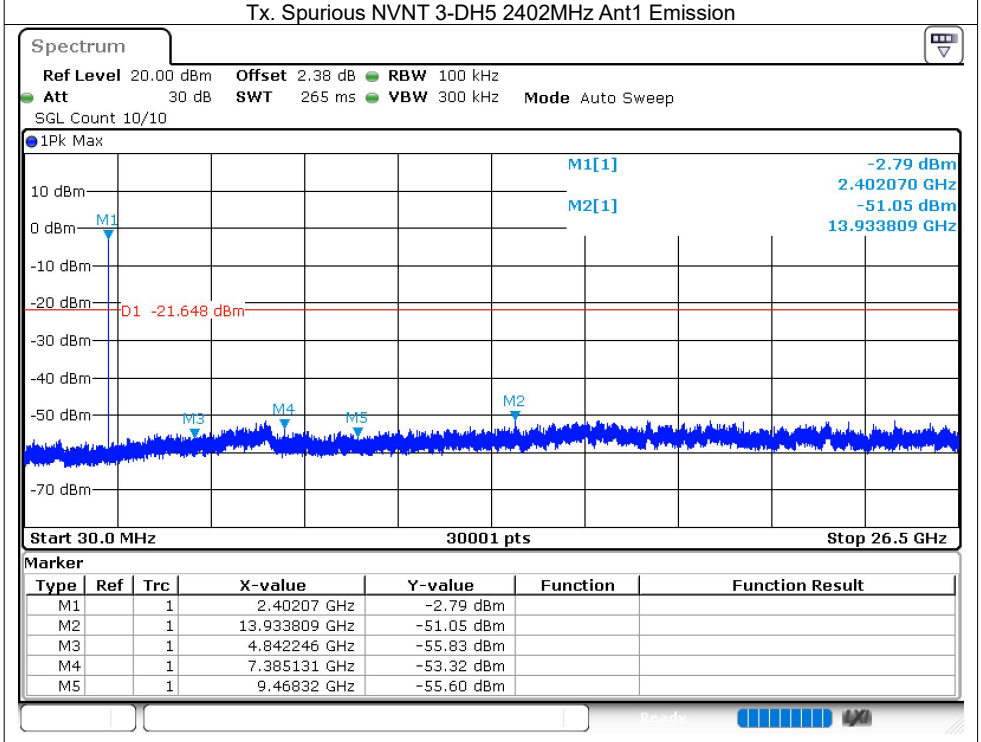

Marker

Type	Ref	Trc	X-value	Y-value	Function	Function Result
M1		1	2.40207 GHz	-2.79 dBm		
M2		1	13.933809 GHz	-51.05 dBm		
M3		1	4.842246 GHz	-55.83 dBm		
M4		1	7.385131 GHz	-53.32 dBm		
M5		1	9.46832 GHz	-55.60 dBm		

Tx. Spurious NVNT 3-DH5 2441MHz Ant1 Ref

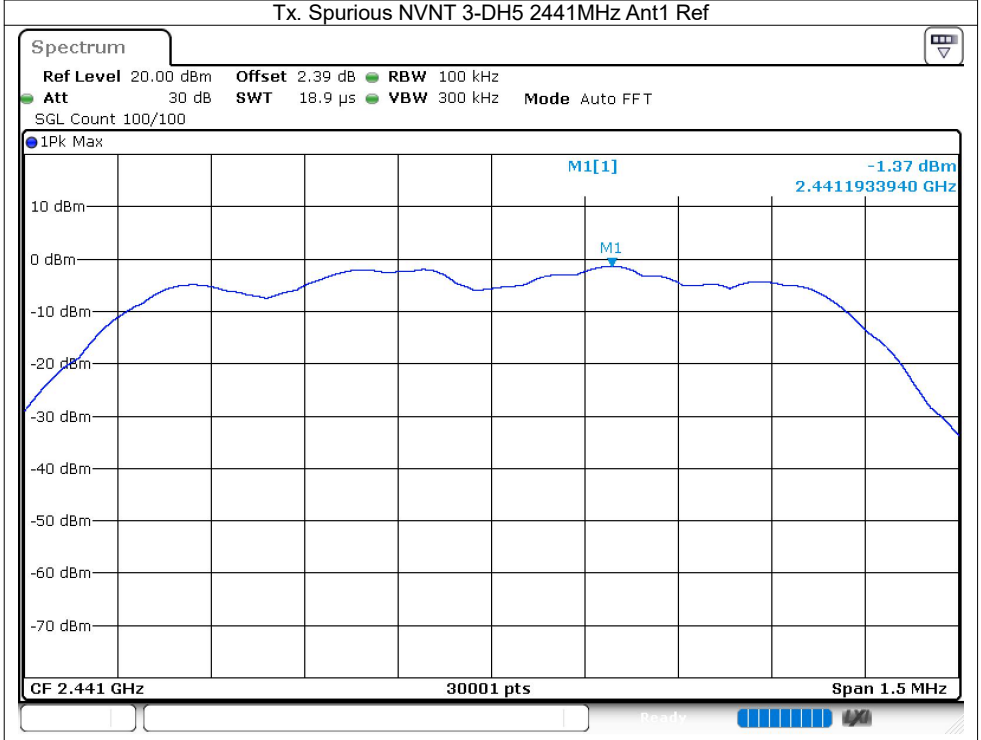

Tx. Spurious NVNT 3-DH5 2441MHz Ant1 Emission

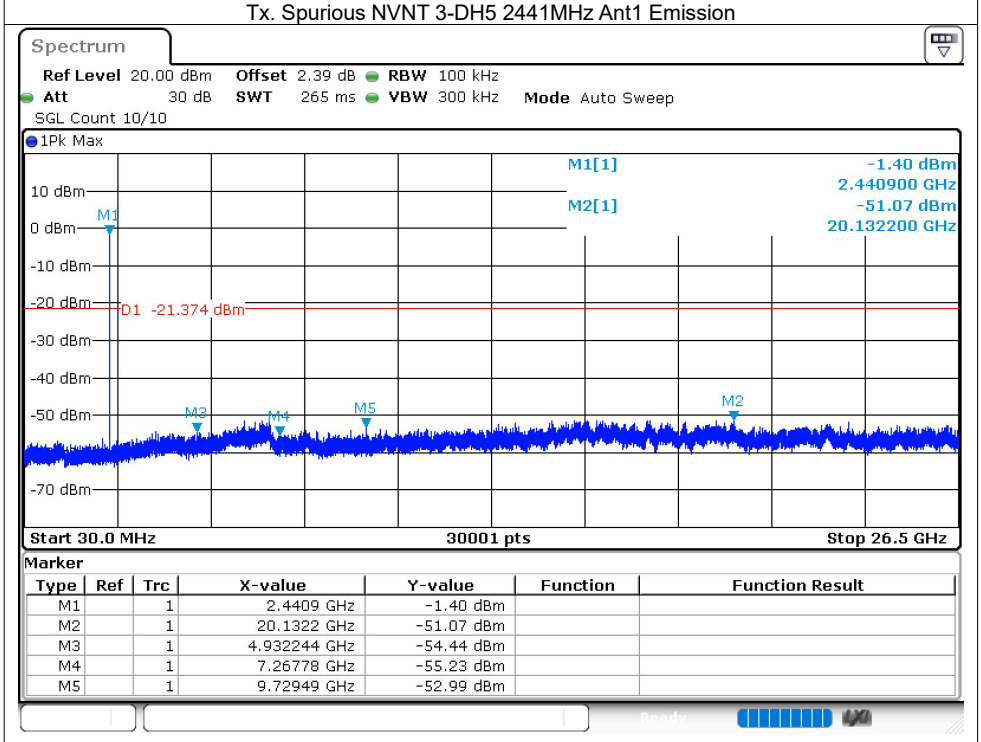

Marker

Type	Ref	Trc	X-value	Y-value	Function	Function Result
M1		1	2.4409 GHz	-1.40 dBm		
M2		1	20.1322 GHz	-51.07 dBm		
M3		1	4.932244 GHz	-54.44 dBm		
M4		1	7.26778 GHz	-55.23 dBm		
M5		1	9.72949 GHz	-52.99 dBm		

Tx. Spurious NVNT 3-DH5 2480MHz Ant1 Ref

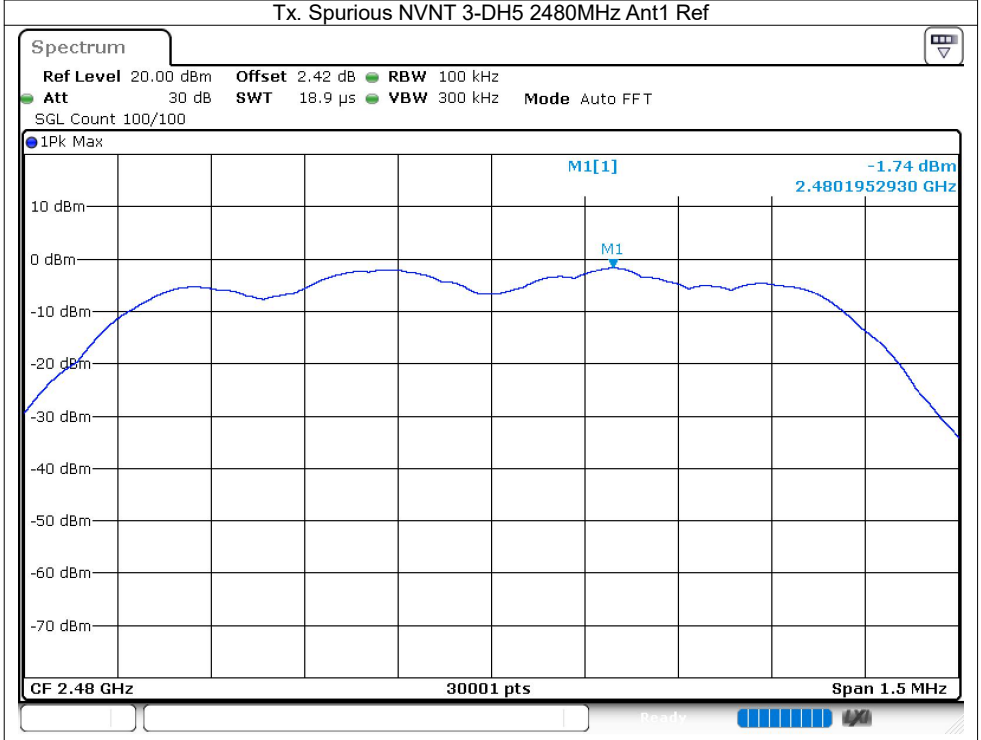

Tx. Spurious NVNT 3-DH5 2480MHz Ant1 Emission

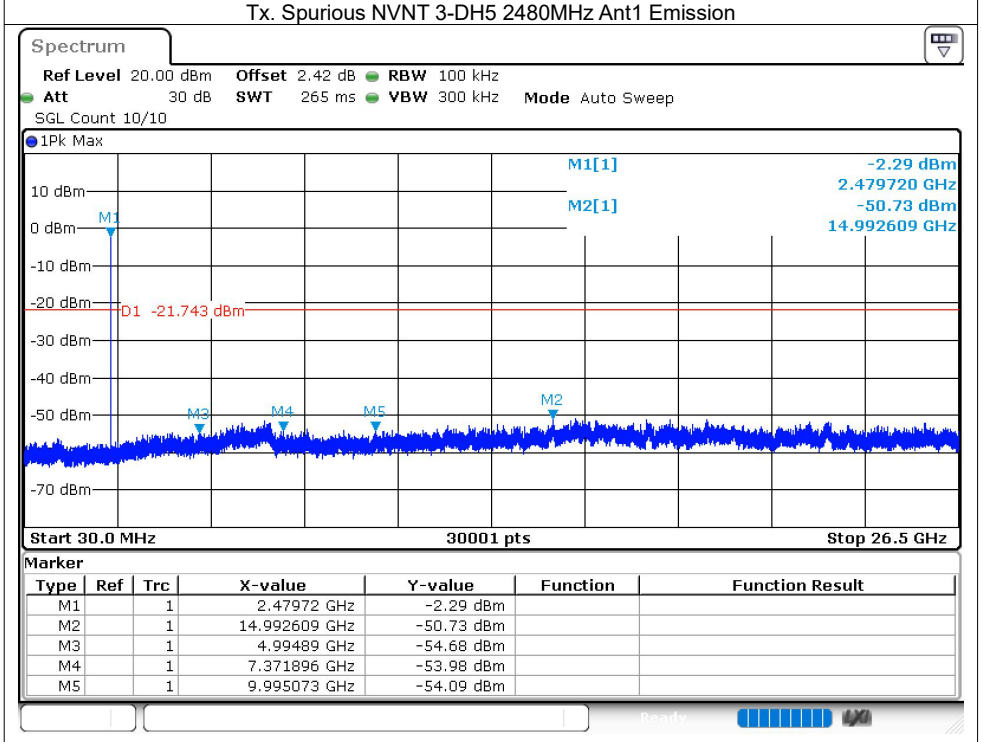

Marker

Type	Ref	Trc	X-value	Y-value	Function	Function Result
M1		1	2.47972 GHz	-2.29 dBm		
M2		1	14.992609 GHz	-50.73 dBm		
M3		1	4.99489 GHz	-54.68 dBm		
M4		1	7.371896 GHz	-53.98 dBm		
M5		1	9.995073 GHz	-54.09 dBm		

END OF REPORT