Test Laboratory: Huatongwei International Inspection Co., Ltd.,SAR Lab Date: 10/26/2021

GSM 850-L-Limbs

Communication System: UID 0, Generic GPRS(TDMA, GMSK, TN 0-1-2) (0); Frequency: 824.2 MHz;Duty Cycle: 1:2.66993
Medium parameters used: f = 825 MHz; σ = 0.95 S/m; ε_r = 42.021; ρ = 1000 kg/m^3
Phantom section: Flat Section
Ambient Temperature:22.5℃;Liquid Temperature:22.2℃;

DASY Configuration:

- Probe: EX3DV4 - SN7494; ConvF(10.41, 10.41, 10.41) @ 824.2 MHz; Calibrated: 4/9/2021
- Sensor-Surface: 1.4mm (Mechanical Surface Detection)
- Electronics: DAE4 Sn1549; Calibrated: 3/23/2021
- Phantom: Twin-SAM V8.0 ; Type: QD 000 P41 AA; Serial: 1974
- DASY52 52.10.2(1495); SEMCAD X 14.6.12(7450)

Right/CH 128/Area Scan (31x121x1): Interpolated grid: dx=1.500 mm, dy=1.500 mm
Maximum value of SAR (interpolated) = 2.67 W/kg

Right/CH 128/Zoom Scan (5x5x7)/Cube 0: Measurement grid: dx=8mm, dy=8mm, dz=5mm
Reference Value = 24.99 V/m; Power Drift = -0.07 dB
Peak SAR (extrapolated) = 4.08 W/kg
SAR(1 g) = 1.48 W/kg; SAR(10 g) = 0.685 W/kg
Maximum value of SAR (measured) = 2.79 W/kg

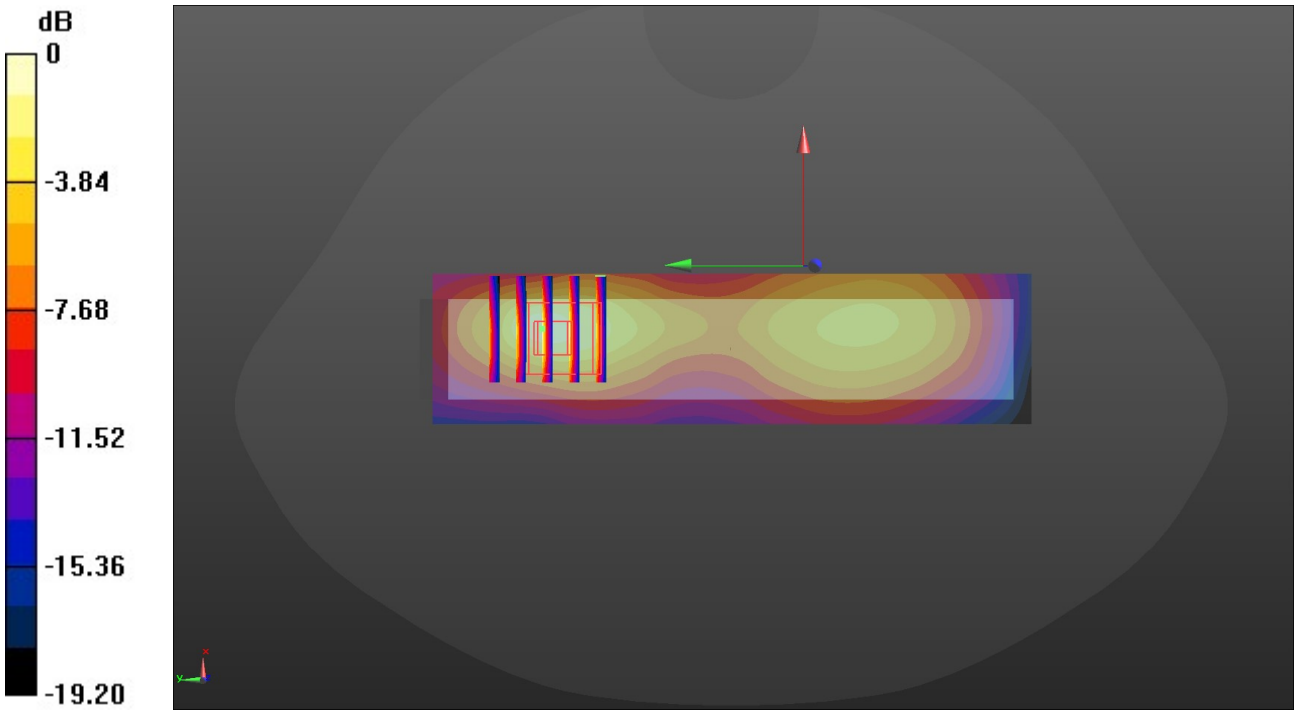

0 dB = 2.79 W/kg = 4.46 dBW/kg

Test Laboratory: Huatongwei International Inspection Co., Ltd.,SAR Lab Date: 10/27/2021

GSM 1900-H-Limbs

Communication System: UID 0, Generic GPRS(TDMA, GMSK, TN 0-1-2) (0); Frequency: 1909.8 MHz;Duty Cycle: 1:2.00447

Medium parameters used: f = 1910 MHz; σ = 1.457 S/m; ε_r = 41.141; ρ = 1000 kg/m^3
Phantom section: Flat Section
Ambient Temperature:22.7°C;Liquid Temperature:22.3°C;

DASY Configuration:

- Probe: EX3DV4 - SN7494; ConvF(8.55, 8.55, 8.55) @ 1909.8 MHz; Calibrated: 4/9/2021
- Sensor-Surface: 1.4mm (Mechanical Surface Detection)
- Electronics: DAE4 Sn1549; Calibrated: 3/23/2021
- Phantom: Twin-SAM V8.0 ; Type: QD 000 P41 AA; Serial: 1974
- DASY52 52.10.2(1495); SEMCAD X 14.6.12(7450)

Right/CH 810/Area Scan (31x121x1): Interpolated grid: dx=1.500 mm, dy=1.500 mm
Maximum value of SAR (interpolated) = 1.60 W/kg

Right/CH 810/Zoom Scan (5x5x7)/Cube 0: Measurement grid: dx=8mm, dy=8mm, dz=5mm
Reference Value = 4.274 V/m; Power Drift = -0.10 dB
Peak SAR (extrapolated) = 2.08 W/kg
SAR(1 g) = 1.01 W/kg; SAR(10 g) = 0.475 W/kg
Maximum value of SAR (measured) = 1.68 W/kg

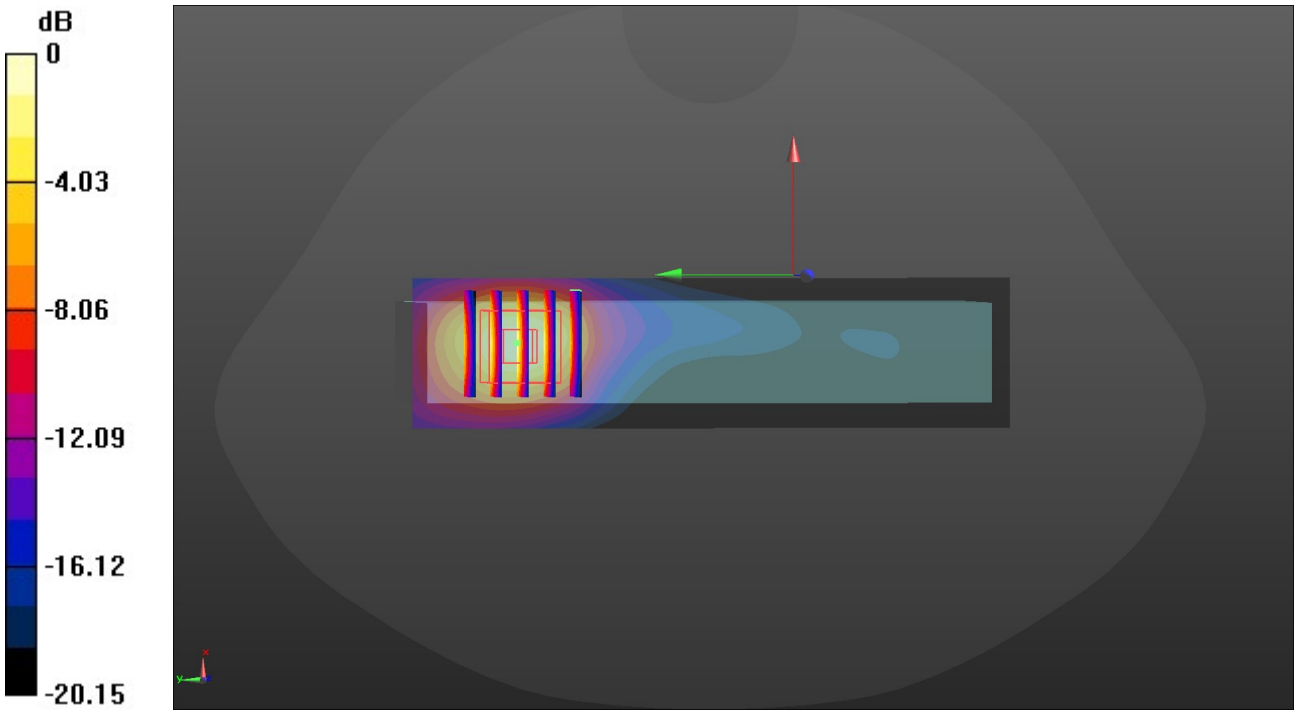

0 dB = 1.68 W/kg = 2.25 dBW/kg

Test Laboratory: Huatongwei International Inspection Co., Ltd.,SAR Lab Date: 10/27/2021

WCDMA Band II-H-Limbs

Communication System: UID 0, Generic UMTS (0); Frequency: 1907.6 MHz;Duty Cycle: 1:1
Medium parameters used (interpolated): f = 1907.6 MHz; σ = 1.456 S/m; ε_r = 41.146; ρ = 1000 kg/m^3

Phantom section: Flat Section
Ambient Temperature:22.5℃;Liquid Temperature:22.2℃;

DASY Configuration:

- Probe: EX3DV4 - SN7494; ConvF(8.55, 8.55, 8.55) @ 1907.6 MHz; Calibrated: 4/9/2021
- Sensor-Surface: 1.4mm (Mechanical Surface Detection)
- Electronics: DAE4 Sn1549; Calibrated: 3/23/2021
- Phantom: Twin-SAM V8.0 ; Type: QD 000 P41 AA; Serial: 1974
- DASY52 52.10.2(1495); SEMCAD X 14.6.12(7450)

Right/CH 9538/Area Scan (31x121x1): Interpolated grid: dx=1.500 mm, dy=1.500 mm
Maximum value of SAR (interpolated) = 2.42 W/kg

Right/CH 9538/Zoom Scan (5x5x7)/Cube 0: Measurement grid: dx=8mm, dy=8mm, dz=5mm
Reference Value = 9.622 V/m; Power Drift = -0.14 dB
Peak SAR (extrapolated) = 3.34 W/kg
SAR(1 g) = 1.62 W/kg; SAR(10 g) = 0.783 W/kg
Maximum value of SAR (measured) = 2.66 W/kg

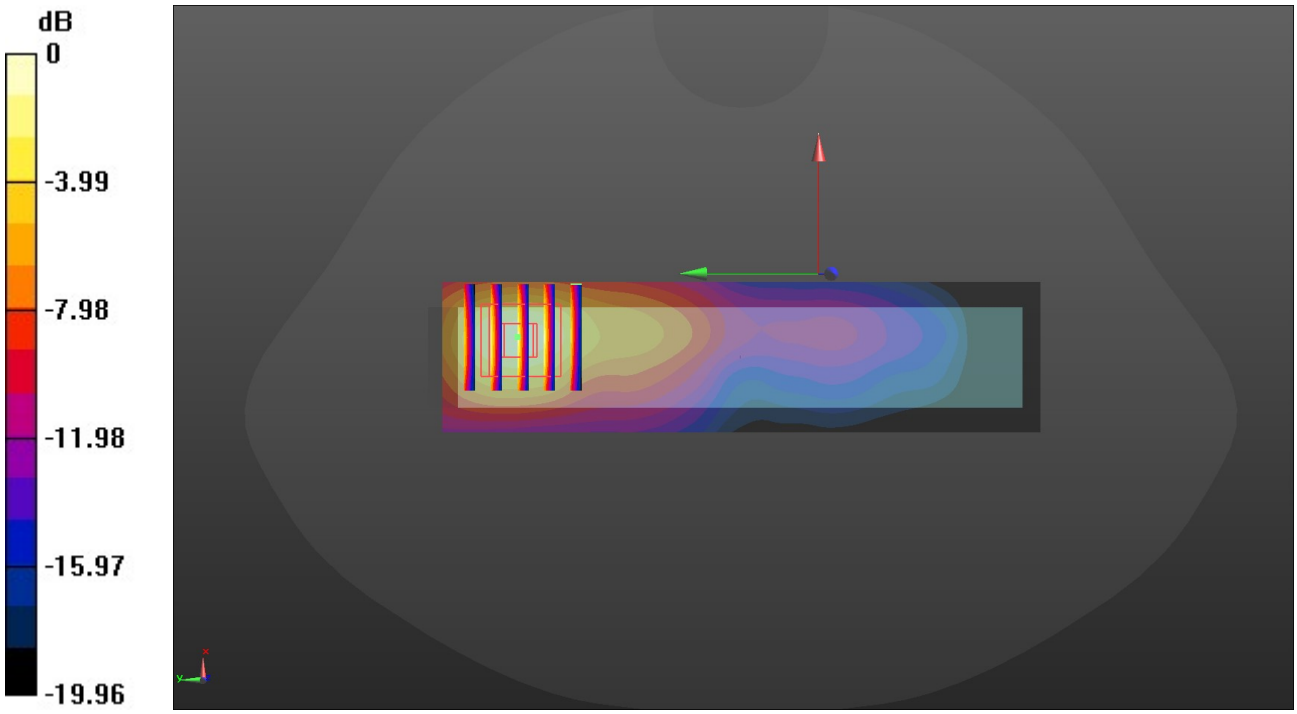

0 dB = 2.66 W/kg = 4.25 dBW/kg

Test Laboratory: Huatongwei International Inspection Co., Ltd.,SAR Lab Date: 10/26/2021

WCDMA Band V-M-Limbs

Communication System: UID 0, Generic UMTS (0); Frequency: 836.6 MHz;Duty Cycle: 1:1
Medium parameters used (interpolated): f = 836.6 MHz; σ = 0.926 S/m; ε_r = 42.001; ρ = 1000 kg/m^3
Phantom section: Flat Section
Ambient Temperature:22.4°C;Liquid Temperature:22.2°C;

DASY Configuration:

- Probe: EX3DV4 - SN7494; ConvF(10.41, 10.41, 10.41) @ 836.6 MHz; Calibrated: 4/9/2021
- Sensor-Surface: 1.4mm (Mechanical Surface Detection)
- Electronics: DAE4 Sn1549; Calibrated: 3/23/2021
- Phantom: Twin-SAM V8.0 ; Type: QD 000 P41 AA; Serial: 1974
- DASY52 52.10.2(1495); SEMCAD X 14.6.12(7450)

Right/CH 4183/Area Scan (31x121x1): Interpolated grid: dx=1.500 mm, dy=1.500 mm
Maximum value of SAR (interpolated) = 1.08 W/kg

Right/CH 4183/Zoom Scan (5x5x7)/Cube 0: Measurement grid: dx=8mm, dy=8mm, dz=5mm
Reference Value = 20.89 V/m; Power Drift = -0.04 dB
Peak SAR (extrapolated) = 1.63 W/kg
SAR(1 g) = 0.648 W/kg; SAR(10 g) = 0.320 W/kg
Maximum value of SAR (measured) = 1.16 W/kg

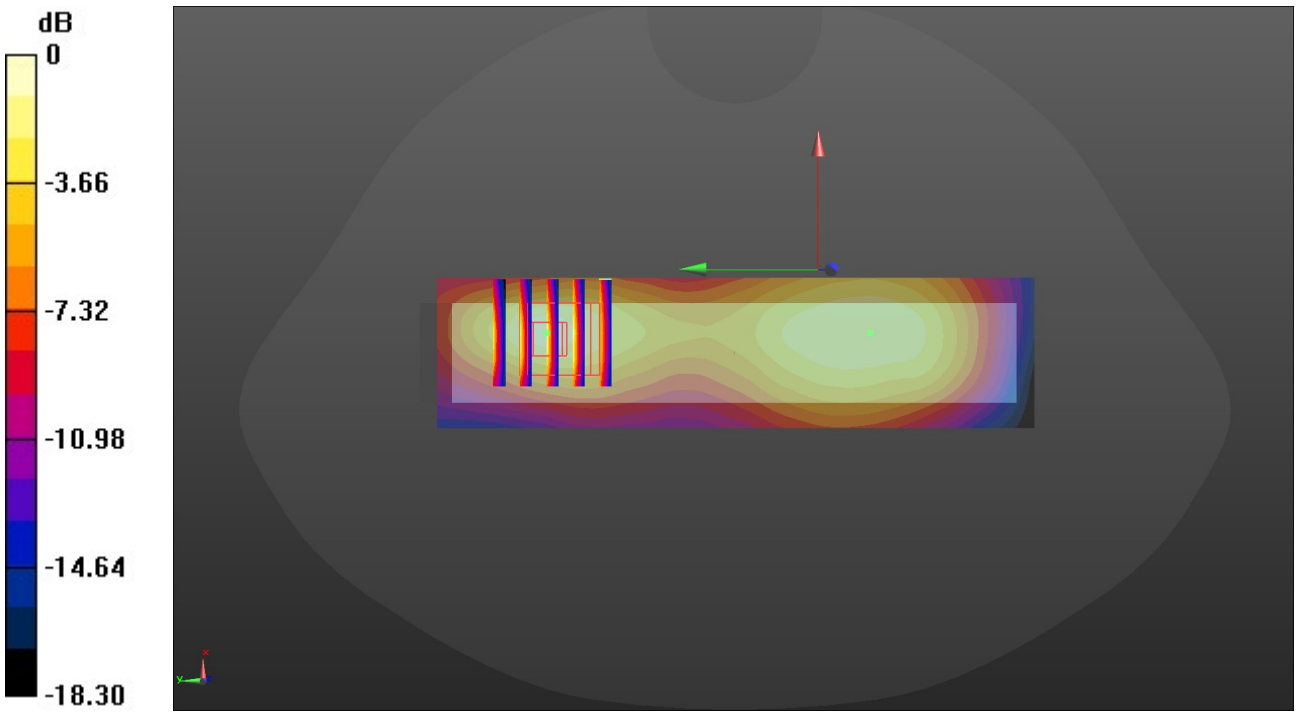

0 dB = 1.16 W/kg = 0.64 dBW/kg

Test Laboratory: Huatongwei International Inspection Co., Ltd.,SAR Lab Date: 10/27/2021

LTE Band 4-H-Limbs

Communication System: UID 0, Generic LTE-FDD (0); Frequency: 1745 MHz;Duty Cycle: 1:1
Medium parameters used (interpolated): f = 1745 MHz; σ = 1.401 S/m; ε_r = 41.444; ρ = 1000 kg/m^3
Phantom section: Flat Section
Ambient Temperature:22.6°C;Liquid Temperature:22.4°C;

DASY Configuration:

- Probe: EX3DV4 - SN7494; ConvF(8.88, 8.88, 8.88) @ 1745 MHz; Calibrated: 4/9/2021
- Sensor-Surface: 1.4mm (Mechanical Surface Detection)
- Electronics: DAE4 Sn1549; Calibrated: 3/23/2021
- Phantom: Twin-SAM V8.0 ; Type: QD 000 P41 AA; Serial: 1974
- DASY52 52.10.2(1495); SEMCAD X 14.6.12(7450)

Right/CH 20300/Area Scan (31x121x1): Interpolated grid: dx=1.500 mm, dy=1.500 mm
Maximum value of SAR (interpolated) = 3.11 W/kg

Right/CH 20300/Zoom Scan (5x5x7)/Cube 0: Measurement grid: dx=8mm, dy=8mm, dz=5mm
Reference Value = 10.53 V/m; Power Drift = -0.05 dB
Peak SAR (extrapolated) = 4.03 W/kg
SAR(1 g) = 2 W/kg; SAR(10 g) = 0.978 W/kg
Maximum value of SAR (measured) = 3.27 W/kg

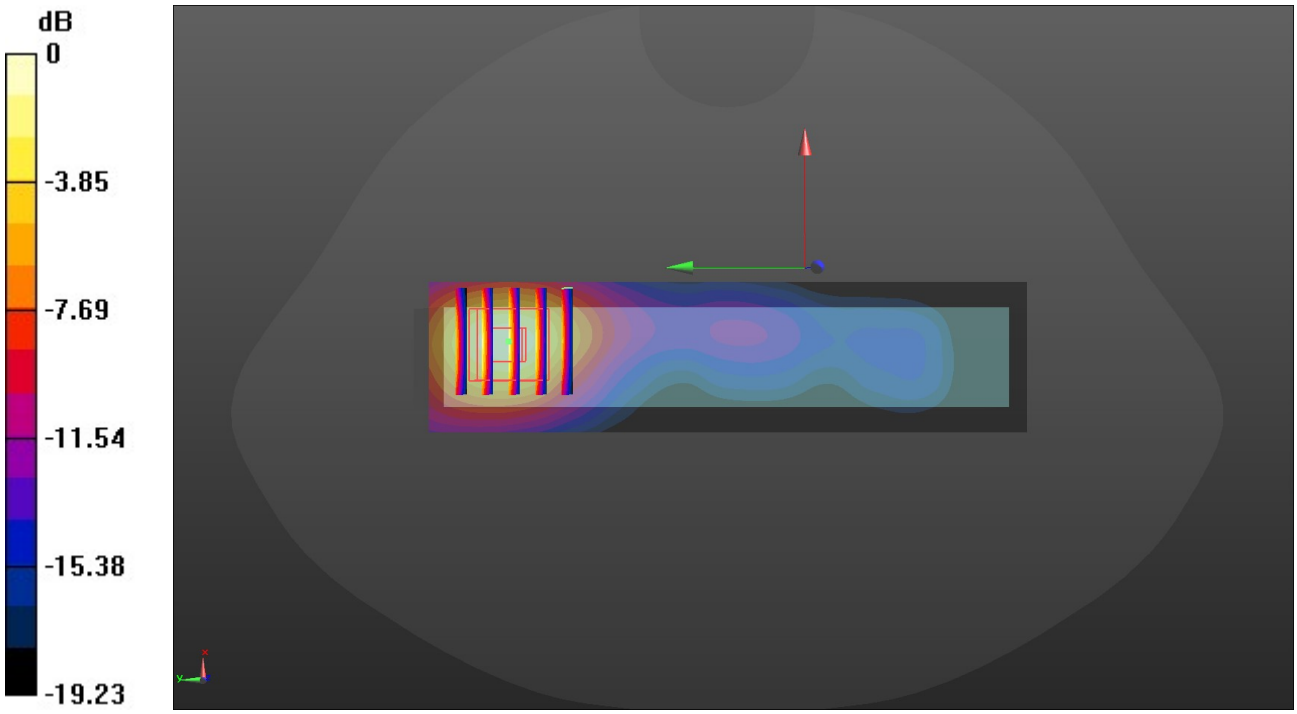

0 dB = 3.27 W/kg = 5.15 dBW/kg

Test Laboratory: Huatongwei International Inspection Co., Ltd.,SAR Lab Date: 10/28/2021

LTE Band 7-H-Limbs

Communication System: UID 0, Generic LTE-FDD (0); Frequency: 2560 MHz;Duty Cycle: 1:1
Medium parameters used: f = 2560 MHz; σ = 1.831 S/m; ε_r = 40.521; ρ = 1000 kg/m^3
Phantom section: Flat Section
Ambient Temperature:22.5°C;Liquid Temperature:22.3°C;

DASY Configuration:

- Probe: EX3DV4 - SN7494; ConvF(7.68, 7.68, 7.68) @ 2560 MHz; Calibrated: 4/9/2021
- Sensor-Surface: 1.4mm (Mechanical Surface Detection)
- Electronics: DAE4 Sn1549; Calibrated: 3/23/2021
- Phantom: Twin-SAM V8.0 ; Type: QD 000 P41 AA; Serial: 1974
- DASY52 52.10.2(1495); SEMCAD X 14.6.12(7450)

Right/CH 21350/Area Scan (31x151x1): Interpolated grid: dx=1.200 mm, dy=1.200 mm
Maximum value of SAR (interpolated) = 0.891 W/kg

Right/CH 21350/Zoom Scan (7x7x7)/Cube 0: Measurement grid: dx=5mm, dy=5mm, dz=5mm
Reference Value = 12.82 V/m; Power Drift = -0.07 dB
Peak SAR (extrapolated) = 1.11 W/kg
SAR(1 g) = 0.518 W/kg; SAR(10 g) = 0.249 W/kg
Maximum value of SAR (measured) = 0.872 W/kg

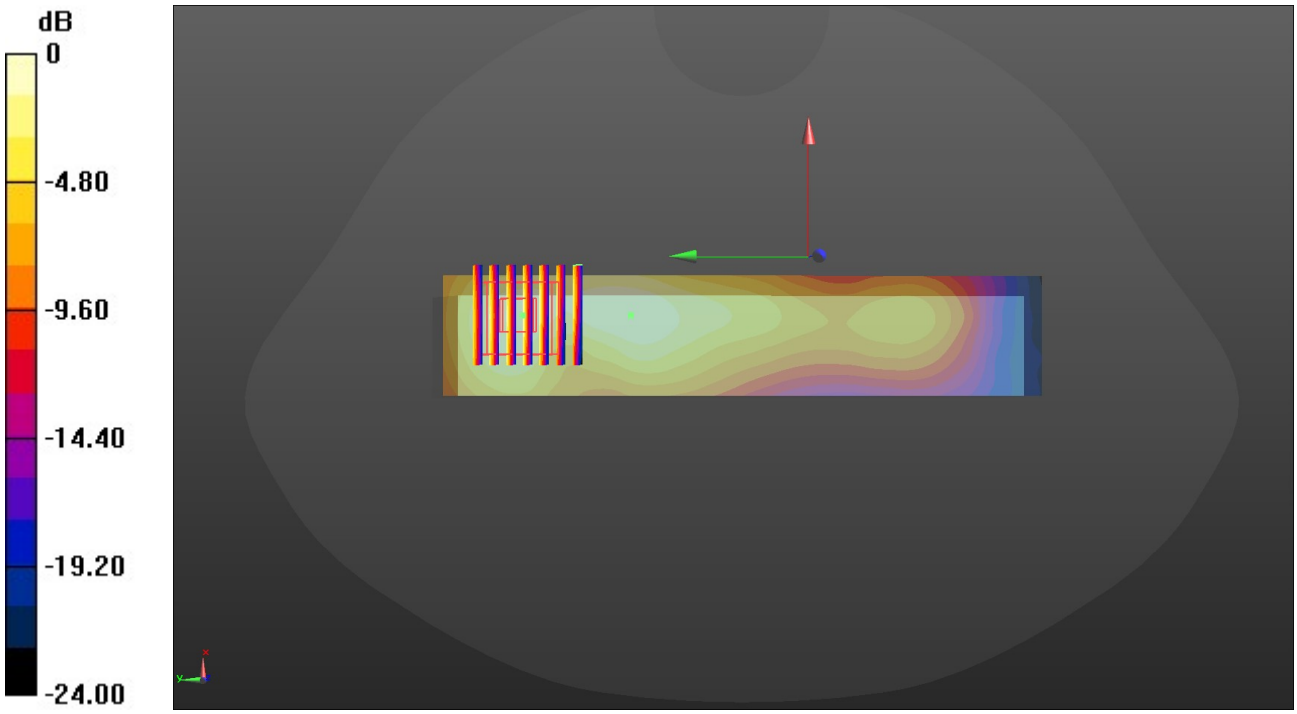

0 dB = 0.872 W/kg = -0.59 dBW/kg

Test Laboratory: Huatongwei International Inspection Co., Ltd.,SAR Lab Date: 10/26/2021

LTE Band 17-H-Limbs

Communication System: UID 0, Generic LTE-FDD (0); Frequency: 711 MHz;Duty Cycle: 1:1
Medium parameters used (interpolated): f = 711 MHz; σ = 0.916 S/m; ε_r = 42.307; ρ = 1000 kg/m^3
Phantom section: Flat Section
Ambient Temperature:22.3°C;Liquid Temperature:22.1°C;

DASY Configuration:

- Probe: EX3DV4 - SN7494; ConvF(10.7, 10.7, 10.7) @ 711 MHz; Calibrated: 4/9/2021
- Sensor-Surface: 1.4mm (Mechanical Surface Detection)
- Electronics: DAE4 Sn1549; Calibrated: 3/23/2021
- Phantom: Twin-SAM V8.0 ; Type: QD 000 P41 AA; Serial: 1974
- DASY52 52.10.2(1495); SEMCAD X 14.6.12(7450)

Right/CH 23800/Area Scan (31x121x1): Interpolated grid: dx=1.500 mm, dy=1.500 mm
Maximum value of SAR (interpolated) = 0.286 W/kg

Right/CH 23800/Zoom Scan (5x5x7)/Cube 0: Measurement grid: dx=8mm, dy=8mm, dz=5mm
Reference Value = 17.25 V/m; Power Drift = -0.06 dB
Peak SAR (extrapolated) = 0.320 W/kg
SAR(1 g) = 0.210 W/kg; SAR(10 g) = 0.143 W/kg
Maximum value of SAR (measured) = 0.279 W/kg

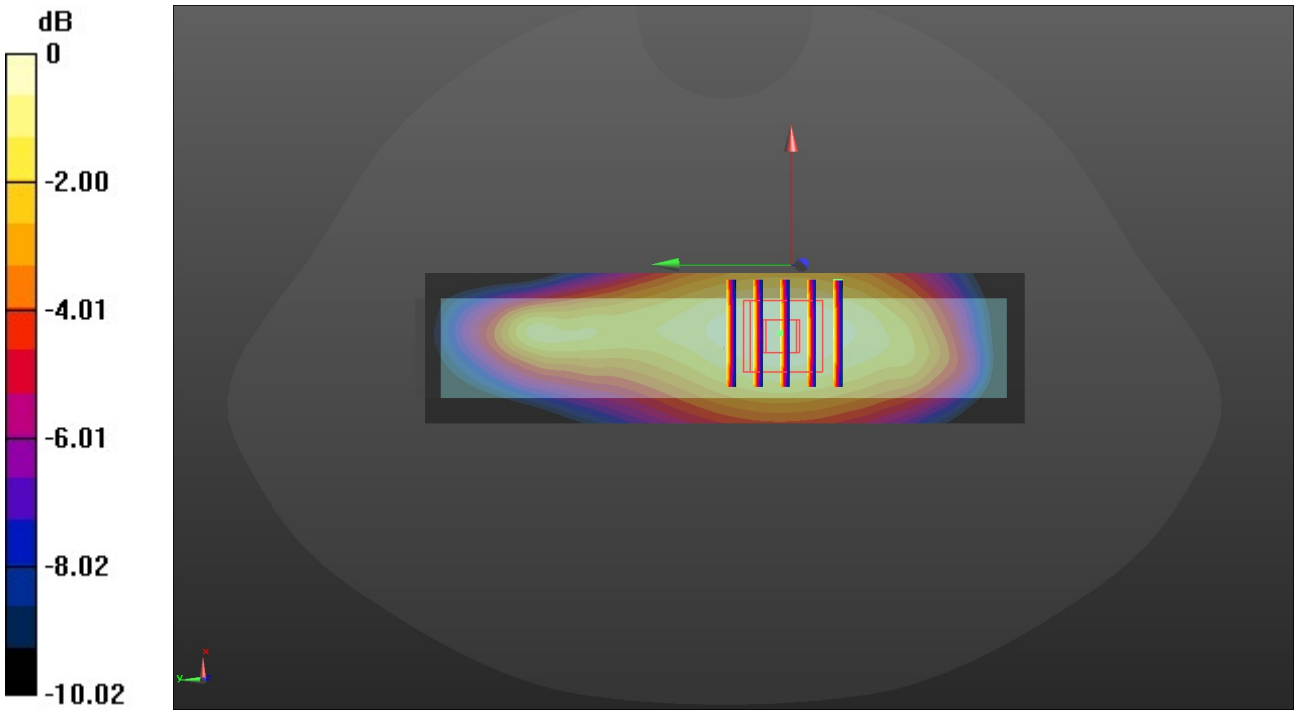

0 dB = 0.279 W/kg = -5.54 dBW/kg

Test Laboratory: Huatongwei International Inspection Co., Ltd.,SAR Lab Date: 10/28/2021

WIfi 2.4G-L-Limbs

Communication System: UID 0, Generic WIFI (0); Frequency: 2412 MHz;Duty Cycle: 1:1
Medium parameters used (interpolated): f = 2412 MHz; σ = 1.727 S/m; ε_r = 40.752; ρ = 1000 kg/m^3
Phantom section: Flat Section
Ambient Temperature:22.6°C;Liquid Temperature:22.3°C;

DASY Configuration:

- Probe: EX3DV4 - SN7494; ConvF(7.97, 7.97, 7.97) @ 2412 MHz; Calibrated: 4/9/2021
- Sensor-Surface: 1.4mm (Mechanical Surface Detection)
- Electronics: DAE4 Sn1549; Calibrated: 3/23/2021
- Phantom: Twin-SAM V8.0 ; Type: QD 000 P41 AA; Serial: 1974
- DASY52 52.10.2(1495); SEMCAD X 14.6.12(7450)

Left/CH 1/Area Scan (41x151x1): Interpolated grid: dx=1.200 mm, dy=1.200 mm
Maximum value of SAR (interpolated) = 0.0893 W/kg

Left/CH 1/Zoom Scan (8x8x7)/Cube 0: Measurement grid: dx=4mm, dy=4mm, dz=1.4mm
Reference Value = 1.738 V/m; Power Drift = -0.09 dB
Peak SAR (extrapolated) = 0.109 W/kg
SAR(1 g) = 0.055 W/kg; SAR(10 g) = 0.026 W/kg
Maximum value of SAR (measured) = 0.0860 W/kg

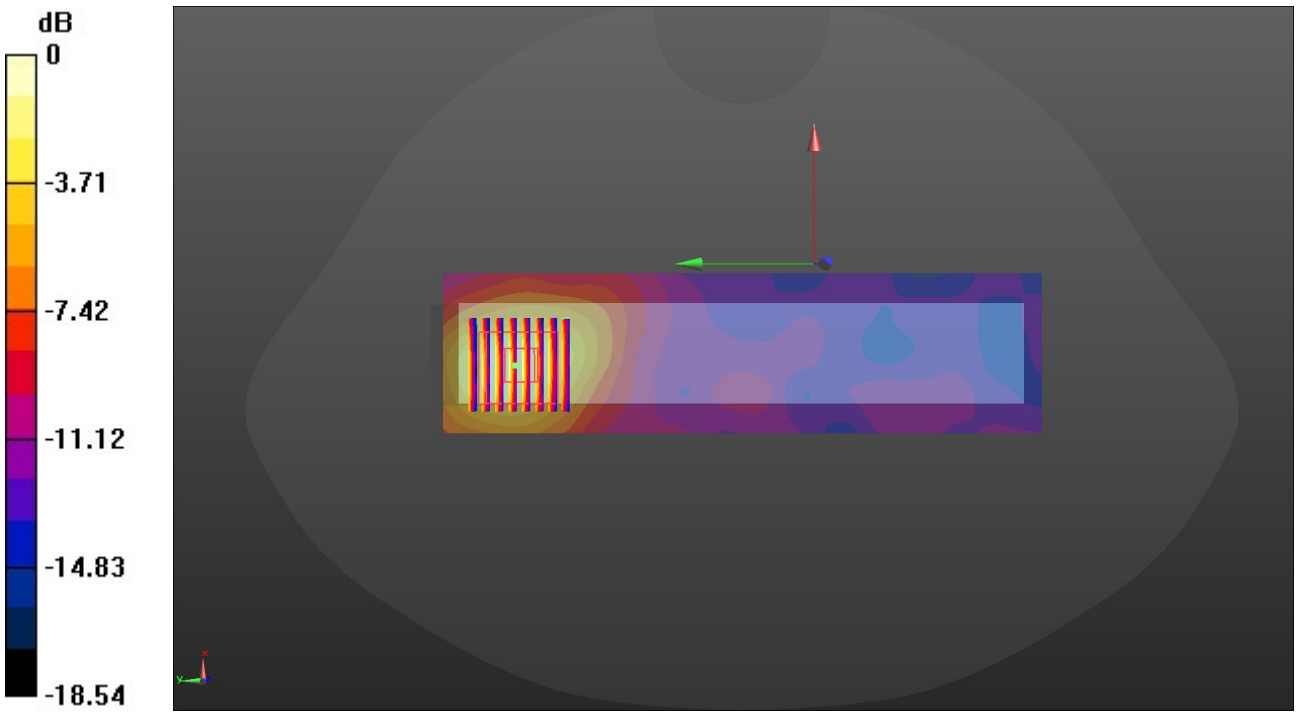

0 dB = 0.0860 W/kg = -10.66 dBW/kg

Test Laboratory: Huatongwei International Inspection Co., Ltd.,SAR Lab Date: 10/29/2021

WIfi 5G U-NII-1-L-Limbs

Communication System: UID 0, Generic WIFI (0); Frequency: 5180 MHz;Duty Cycle: 1:1
Medium parameters used: f = 5180 MHz; σ = 4.762 S/m; ε_r = 36.408; ρ = 1000 kg/m^3
Phantom section: Flat Section
Ambient Temperature:22.6°C;Liquid Temperature:22.3°C;

DASY Configuration:

- Probe: EX3DV4 - SN7494; ConvF(5.65, 5.65, 5.65) @ 5180 MHz; Calibrated: 4/9/2021
- Sensor-Surface: 1.4mm (Mechanical Surface Detection)
- Electronics: DAE4 Sn1549; Calibrated: 3/23/2021
- Phantom: Twin-SAM V8.0 ; Type: QD 000 P41 AA; Serial: 1974
- DASY52 52.10.2(1495); SEMCAD X 14.6.12(7450)

Left/CH 36/Area Scan (51x181x1): Interpolated grid: dx=1.000 mm, dy=1.000 mm
Maximum value of SAR (interpolated) = 0.180 W/kg

Left/CH 36/Zoom Scan (8x8x7)/Cube 0: Measurement grid: dx=4mm, dy=4mm, dz=1.4mm
Reference Value = 1.761 V/m; Power Drift = -0.10 dB
Peak SAR (extrapolated) = 0.317 W/kg
SAR(1 g) = 0.074 W/kg; SAR(10 g) = 0.025 W/kg
Maximum value of SAR (measured) = 0.185 W/kg

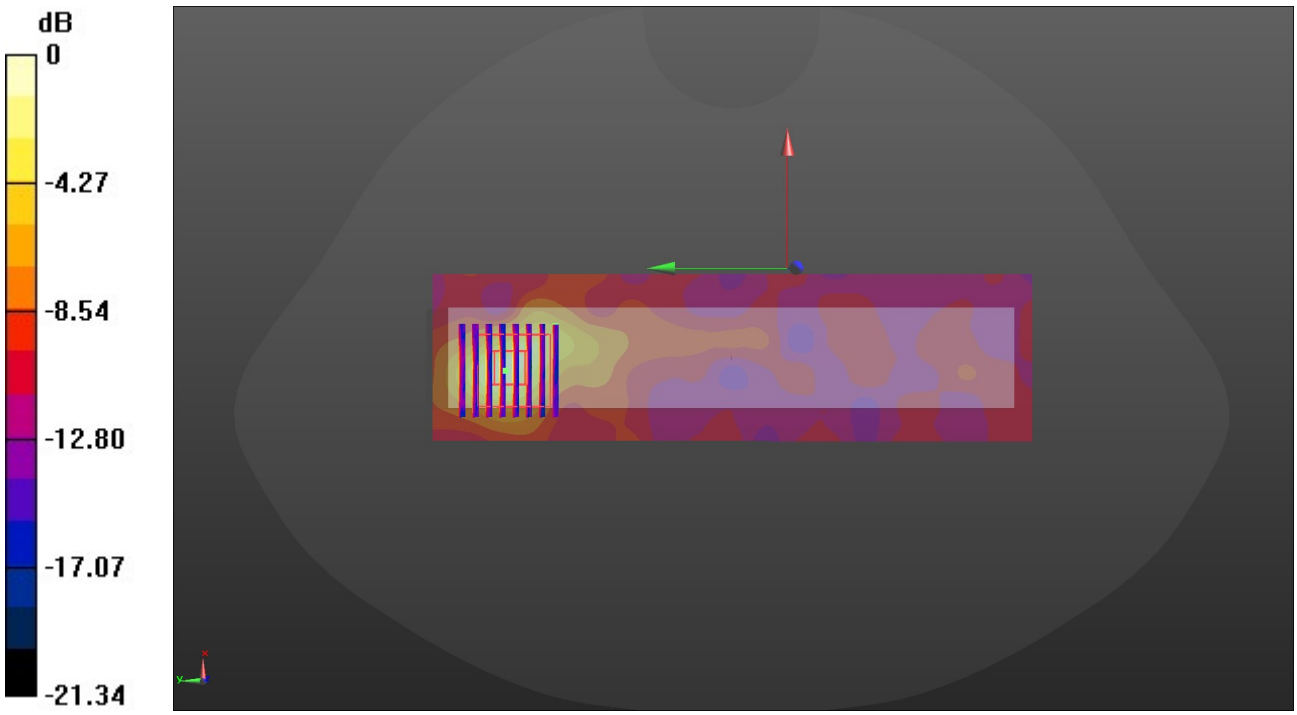

0 dB = 0.185 W/kg = -7.33 dBW/kg

Test Laboratory: Huatongwei International Inspection Co., Ltd.,SAR Lab Date: 10/29/2021

WIfi 5G U-NII-3-H-Limbs

Communication System: UID 0, Generic WIFI (0); Frequency: 5825 MHz;Duty Cycle: 1:1
Medium parameters used (interpolated): f = 5825 MHz; σ = 5.145 S/m; ε_r = 35.404; ρ = 1000 kg/m^3
Phantom section: Flat Section
Ambient Temperature:22.6°C;Liquid Temperature:22.3°C;

DASY Configuration:

- Probe: EX3DV4 - SN7494; ConvF(4.86, 4.86, 4.86) @ 5825 MHz; Calibrated: 4/9/2021
- Sensor-Surface: 1.4mm (Mechanical Surface Detection)
- Electronics: DAE4 Sn1549; Calibrated: 3/23/2021
- Phantom: Twin-SAM V8.0 ; Type: QD 000 P41 AA; Serial: 1974
- DASY52 52.10.2(1495); SEMCAD X 14.6.12(7450)

Left/CH 165/Area Scan (51x181x1): Interpolated grid: dx=1.000 mm, dy=1.000 mm
Maximum value of SAR (interpolated) = 0.0340 W/kg

Left/CH 165/Zoom Scan (8x8x7)/Cube 0: Measurement grid: dx=4mm, dy=4mm, dz=1.4mm
Reference Value = 1.401 V/m; Power Drift = -0.06 dB
Peak SAR (extrapolated) = 0.0540 W/kg
SAR(1 g) = 0.016 W/kg; SAR(10 g) = 0.00979 W/kg.
Maximum value of SAR (measured) = 0.0319 W/kg

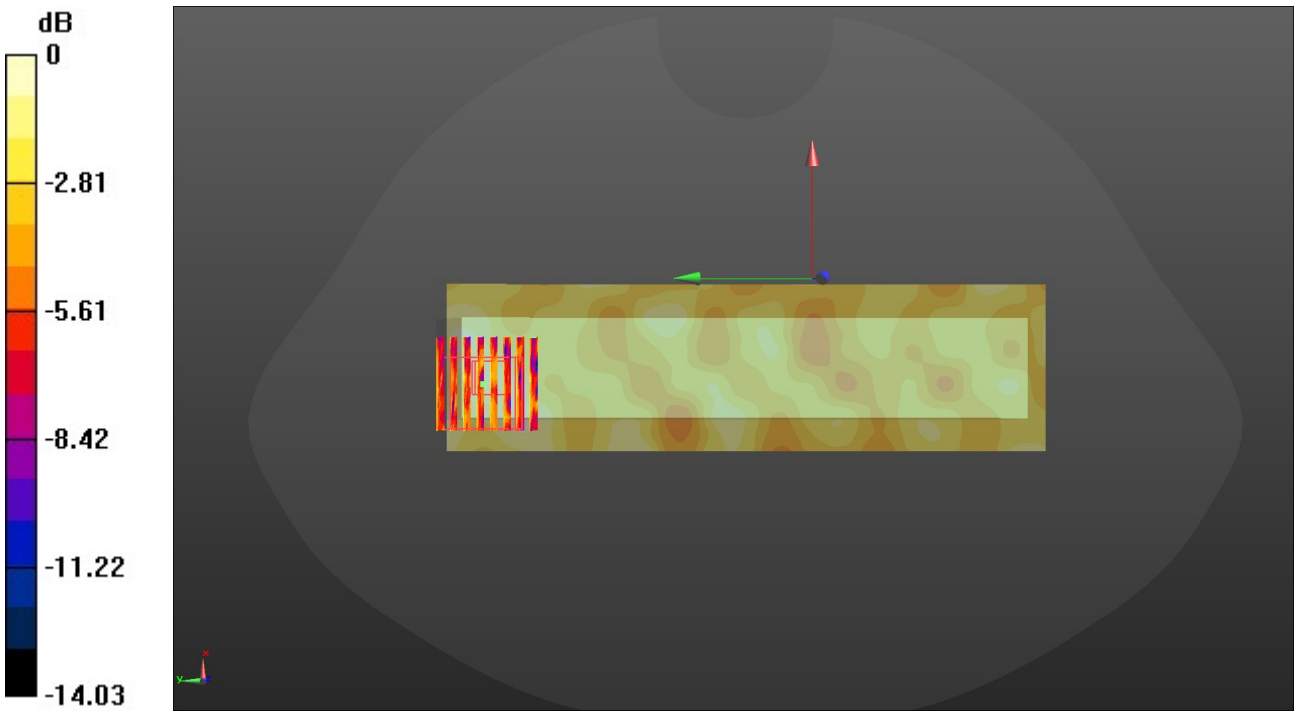

0 dB = 0.0319 W/kg = -14.96 dBW/kg

Test Laboratory: Huatongwei International Inspection Co., Ltd.,SAR Lab Date: 10/26/2021

GSM 850 -L-Front-of-face

Communication System: UID 0, Generic GPRS(TDMA, GMSK, TN 0-1-2) (0); Frequency: 824.2 MHz;Duty Cycle: 1:2.66993
Medium parameters used: f = 825 MHz; σ = 0.95 S/m; ε_r = 42.021; ρ = 1000 kg/m^3
Phantom section: Flat Section
Ambient Temperature:22.4℃;Liquid Temperature:22.2℃;

DASY Configuration:

- Probe: EX3DV4 - SN7494; ConvF(10.41, 10.41, 10.41) @ 824.2 MHz; Calibrated: 4/9/2021
- Sensor-Surface: 1.4mm (Mechanical Surface Detection)
- Electronics: DAE4 Sn1549; Calibrated: 3/23/2021
- Phantom: Twin-SAM V8.0 ; Type: QD 000 P41 AA; Serial: 1974
- DASY52 52.10.2(1495); SEMCAD X 14.6.12(7450)

Front/CH 128/Area Scan (71x121x1): Interpolated grid: dx=1.500 mm, dy=1.500 mm
Maximum value of SAR (interpolated) = 0.0954 W/kg

Front/CH 128/Zoom Scan (5x5x7)/Cube 0: Measurement grid: dx=8mm, dy=8mm, dz=5mm
Reference Value = 9.765 V/m; Power Drift = -0.08 dB
Peak SAR (extrapolated) = 0.106 W/kg
SAR(1 g) = 0.074 W/kg; SAR(10 g) = 0.055 W/kg
Maximum value of SAR (measured) = 0.0933 W/kg

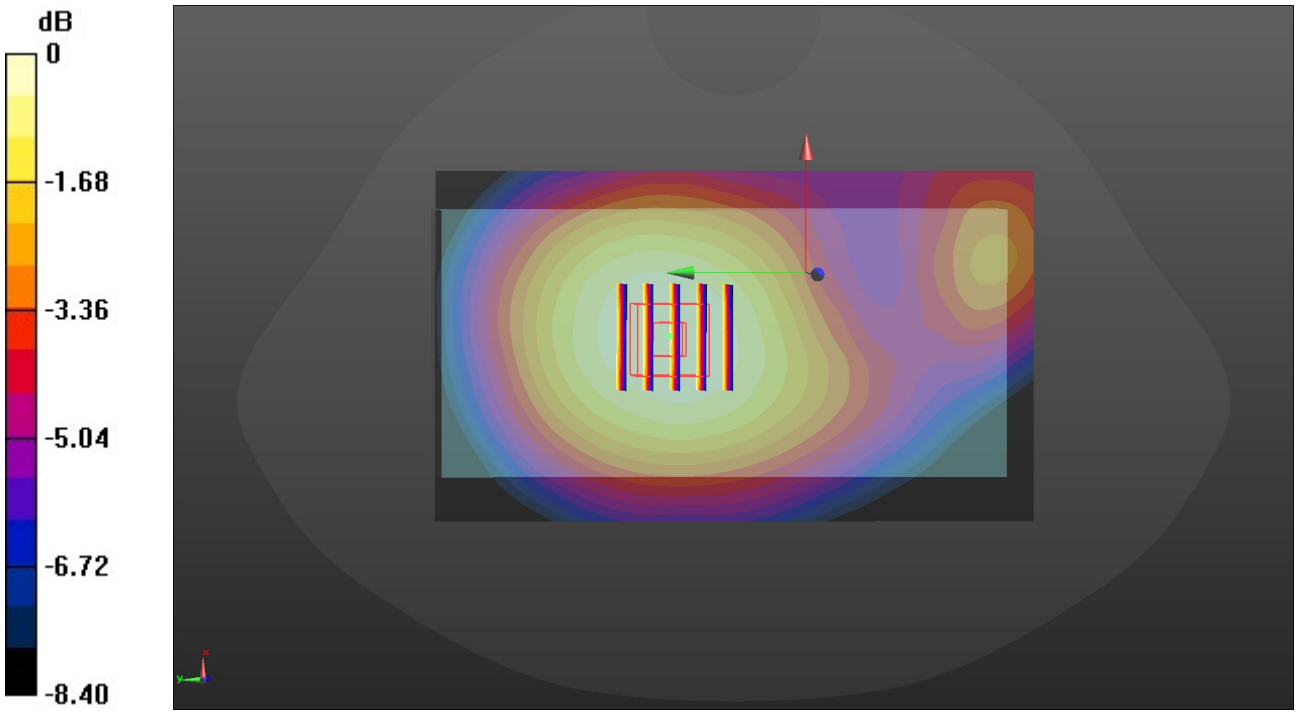

0 dB = 0.0933 W/kg = -10.30 dBW/kg

Test Laboratory: Huatongwei International Inspection Co., Ltd.,SAR Lab Date: 10/27/2021

GSM 1900-H-Front-of-face

Communication System: UID 0, Generic GPRS(TDMA, GMSK, TN 0-1-2) (0); Frequency: 1909.8 MHz;Duty Cycle: 1:2.66993
Medium parameters used: f = 1910 MHz; σ = 1.457 S/m; ε_r = 41.141; ρ = 1000 kg/m^3
Phantom section: Flat Section
Ambient Temperature:22.4℃;Liquid Temperature:22.2℃;

DASY Configuration:

- Probe: EX3DV4 - SN7494; ConvF(8.55, 8.55, 8.55) @ 1909.8 MHz; Calibrated: 4/9/2021
- Sensor-Surface: 1.4mm (Mechanical Surface Detection)
- Electronics: DAE4 Sn1549; Calibrated: 3/23/2021
- Phantom: Twin-SAM V8.0 ; Type: QD 000 P41 AA; Serial: 1974
- DASY52 52.10.2(1495); SEMCAD X 14.6.12(7450)

Front/CH 810/Area Scan (71x121x1): Interpolated grid: dx=1.500 mm, dy=1.500 mm
Maximum value of SAR (interpolated) = 0.143 W/kg

Front/CH 810/Zoom Scan (5x5x7)/Cube 0: Measurement grid: dx=8mm, dy=8mm, dz=5mm
Reference Value = 5.930 V/m; Power Drift = -0.11 dB
Peak SAR (extrapolated) = 0.163 W/kg
SAR(1 g) = 0.100 W/kg; SAR(10 g) = 0.063 W/kg
Maximum value of SAR (measured) = 0.140 W/kg

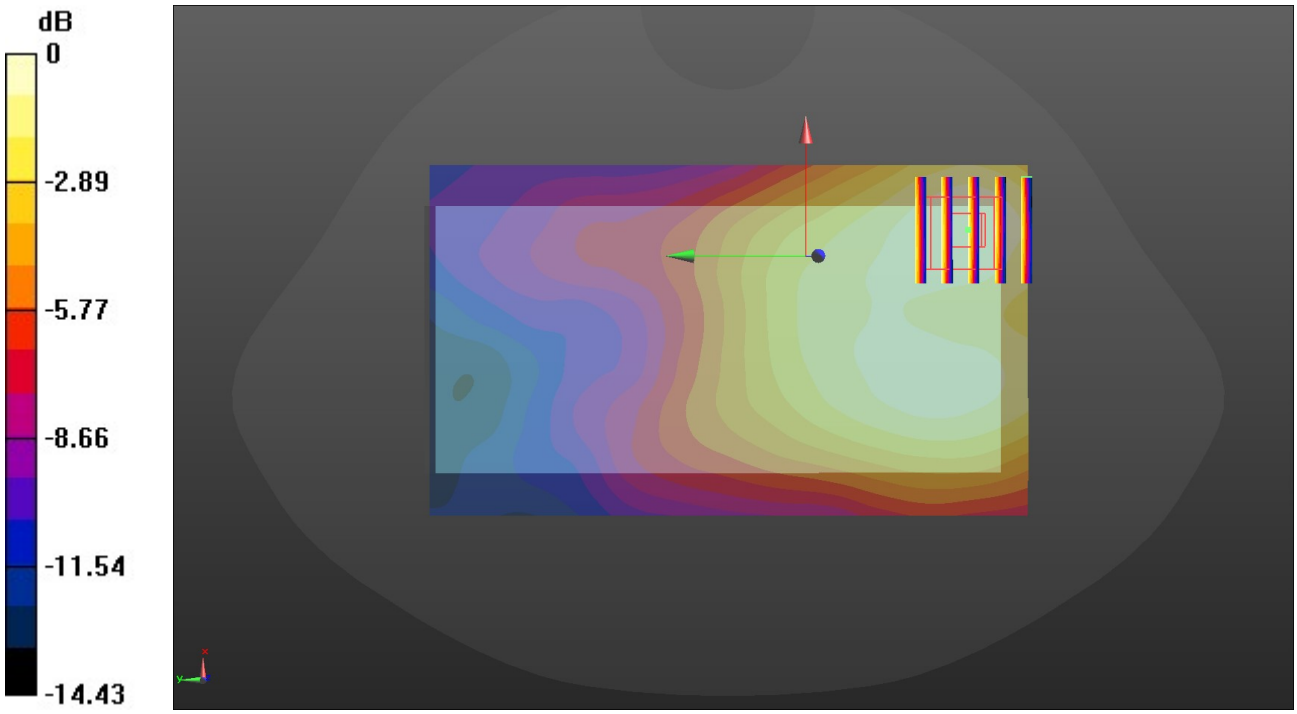

0 dB = 0.140 W/kg = -8.54 dBW/kg

Test Laboratory: Huatongwei International Inspection Co., Ltd.,SAR Lab Date: 10/27/2021

WCDMA Band II-H-Front-of-face

Communication System: UID 0, Generic UMTS (0); Frequency: 1907.6 MHz;Duty Cycle: 1:1
Medium parameters used (interpolated): f = 1907.6 MHz; σ = 1.456 S/m; ε_r = 41.146; ρ = 1000 kg/m^3

Phantom section: Flat Section
Ambient Temperature:22.5℃;Liquid Temperature:22.2℃;

DASY Configuration:

- Probe: EX3DV4 - SN7494; ConvF(8.55, 8.55, 8.55) @ 1907.6 MHz; Calibrated: 4/9/2021
- Sensor-Surface: 1.4mm (Mechanical Surface Detection)
- Electronics: DAE4 Sn1549; Calibrated: 3/23/2021
- Phantom: Twin-SAM V8.0 ; Type: QD 000 P41 AA; Serial: 1974
- DASY52 52.10.2(1495); SEMCAD X 14.6.12(7450)

Front/CH 9538/Area Scan (71x121x1): Interpolated grid: dx=1.500 mm, dy=1.500 mm
Maximum value of SAR (interpolated) = 0.180 W/kg

Front/CH 9538/Zoom Scan (5x5x7)/Cube 0: Measurement grid: dx=8mm, dy=8mm, dz=5mm
Reference Value = 7.026 V/m; Power Drift = -0.07 dB
Peak SAR (extrapolated) = 0.210 W/kg
SAR(1 g) = 0.127 W/kg; SAR(10 g) = 0.078 W/kg
Maximum value of SAR (measured) = 0.179 W/kg

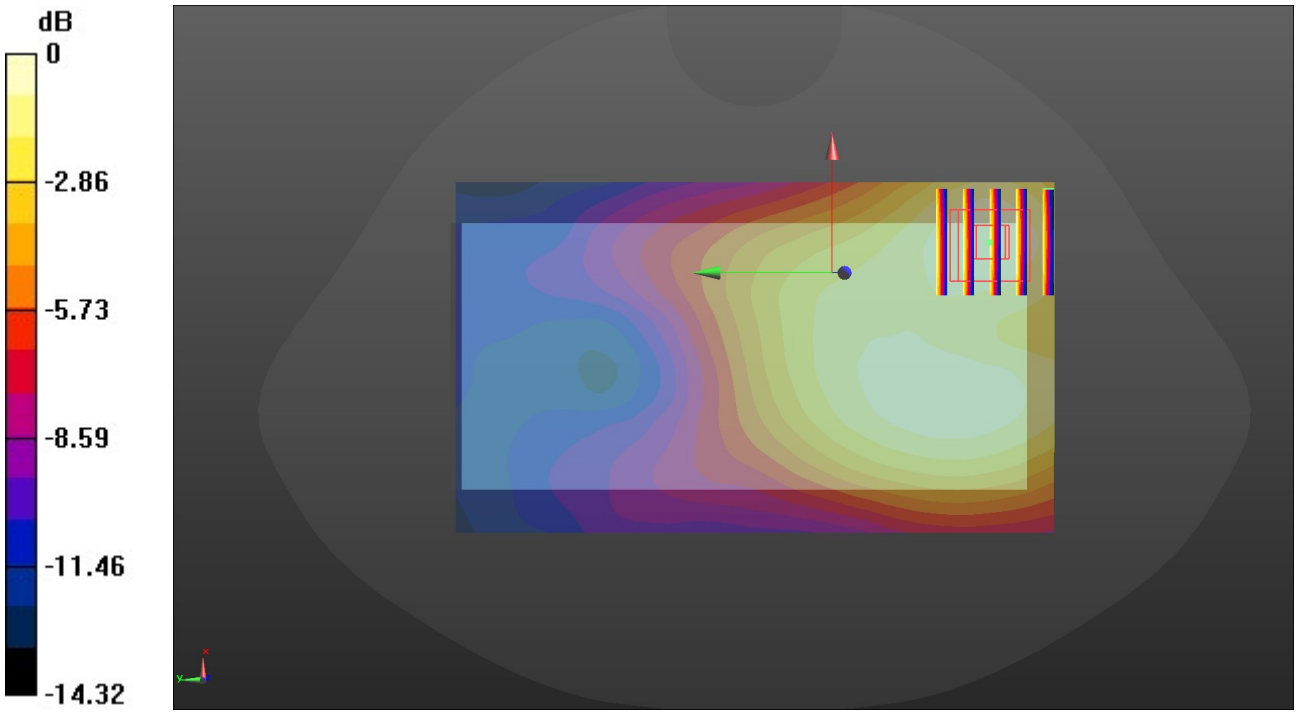

0 dB = 0.179 W/kg = -7.47 dBW/kg

Test Laboratory: Huatongwei International Inspection Co., Ltd.,SAR Lab Date: 10/26/2021

WCDMA Band V-M-Front-of-face

Communication System: UID 0, Generic UMTS (0); Frequency: 836.6 MHz;Duty Cycle: 1:1
Medium parameters used (interpolated): f = 836.6 MHz; σ = 0.954 S/m; ε_r = 42.001; ρ = 1000 kg/m^3
Phantom section: Flat Section
Ambient Temperature:22.6℃;Liquid Temperature:22.3℃;

DASY Configuration:

- Probe: EX3DV4 - SN7494; ConvF(10.41, 10.41, 10.41) @ 836.6 MHz; Calibrated: 4/9/2021
- Sensor-Surface: 1.4mm (Mechanical Surface Detection)
- Electronics: DAE4 Sn1549; Calibrated: 3/23/2021
- Phantom: Twin-SAM V8.0 ; Type: QD 000 P41 AA; Serial: 1974
- DASY52 52.10.2(1495); SEMCAD X 14.6.12(7450)

Front/CH 4183/Area Scan (71x121x1): Interpolated grid: dx=1.500 mm, dy=1.500 mm
Maximum value of SAR (interpolated) = 0.0931 W/kg

Front/CH 4183/Zoom Scan (5x5x7)/Cube 0: Measurement grid: dx=8mm, dy=8mm, dz=5mm
Reference Value = 9.580 V/m; Power Drift = -0.05 dB
Peak SAR (extrapolated) = 0.104 W/kg
SAR(1 g) = 0.073 W/kg; SAR(10 g) = 0.054 W/kg
Maximum value of SAR (measured) = 0.0919 W/kg

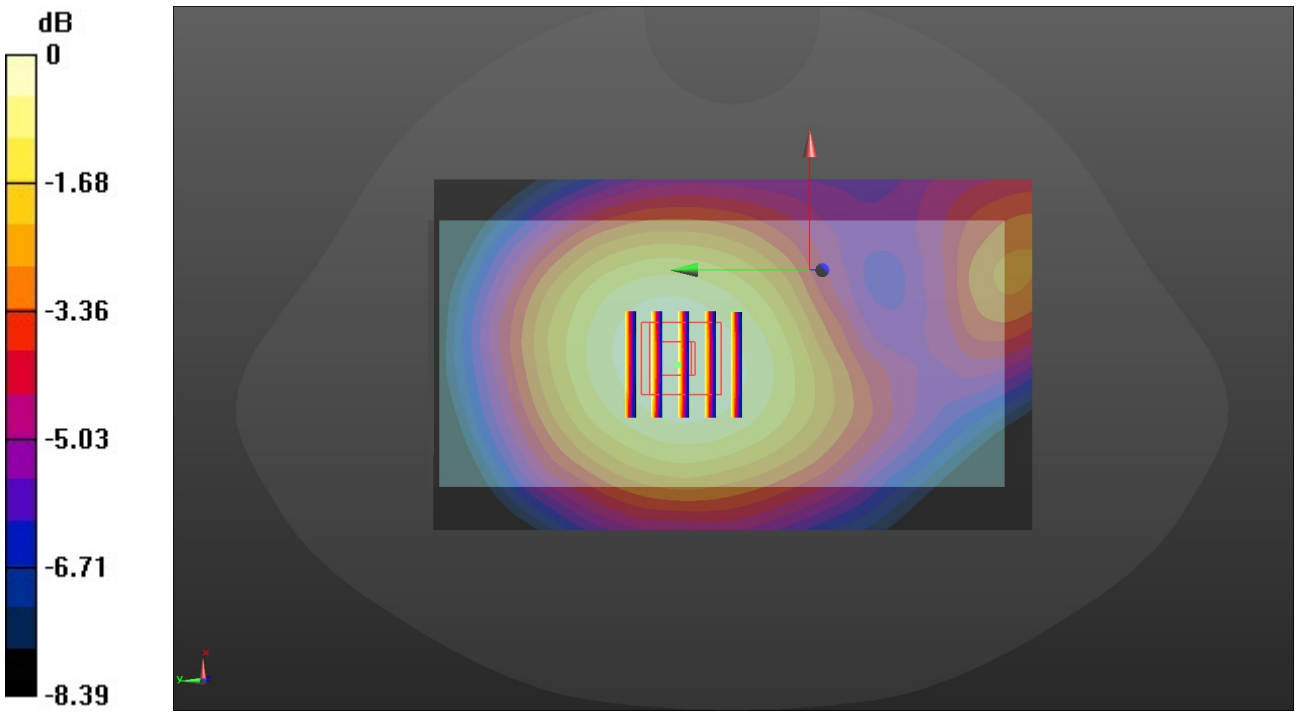

0 dB = 0.0919 W/kg = -10.37 dBW/kg

Test Laboratory: Huatongwei International Inspection Co., Ltd.,SAR Lab Date: 10/27/2021

LTE Band 4-H-Front-of-face

Communication System: UID 0, Generic LTE-FDD (0); Frequency: 1745 MHz;Duty Cycle: 1:1
Medium parameters used (interpolated): f = 1745 MHz; σ = 1.401 S/m; ε_r = 41.444; ρ = 1000 kg/m^3
Phantom section: Flat Section
Ambient Temperature:22.3°C;Liquid Temperature:22.1°C;

DASY Configuration:

- Probe: EX3DV4 - SN7494; ConvF(8.88, 8.88, 8.88) @ 1745 MHz; Calibrated: 4/9/2021
- Sensor-Surface: 1.4mm (Mechanical Surface Detection)
- Electronics: DAE4 Sn1549; Calibrated: 3/23/2021
- Phantom: Twin-SAM V8.0 ; Type: QD 000 P41 AA; Serial: 1974
- DASY52 52.10.2(1495); SEMCAD X 14.6.12(7450)

Front/CH 20300/Area Scan (71x121x1): Interpolated grid: dx=1.500 mm, dy=1.500 mm
Maximum value of SAR (interpolated) = 0.166 W/kg

Front/CH 20300/Zoom Scan (5x5x7)/Cube 0: Measurement grid: dx=8mm, dy=8mm, dz=5mm
Reference Value = 6.561 V/m; Power Drift = -0.09 dB
Peak SAR (extrapolated) = 0.193 W/kg
SAR(1 g) = 0.119 W/kg; SAR(10 g) = 0.076 W/kg
Maximum value of SAR (measured) = 0.166 W/kg

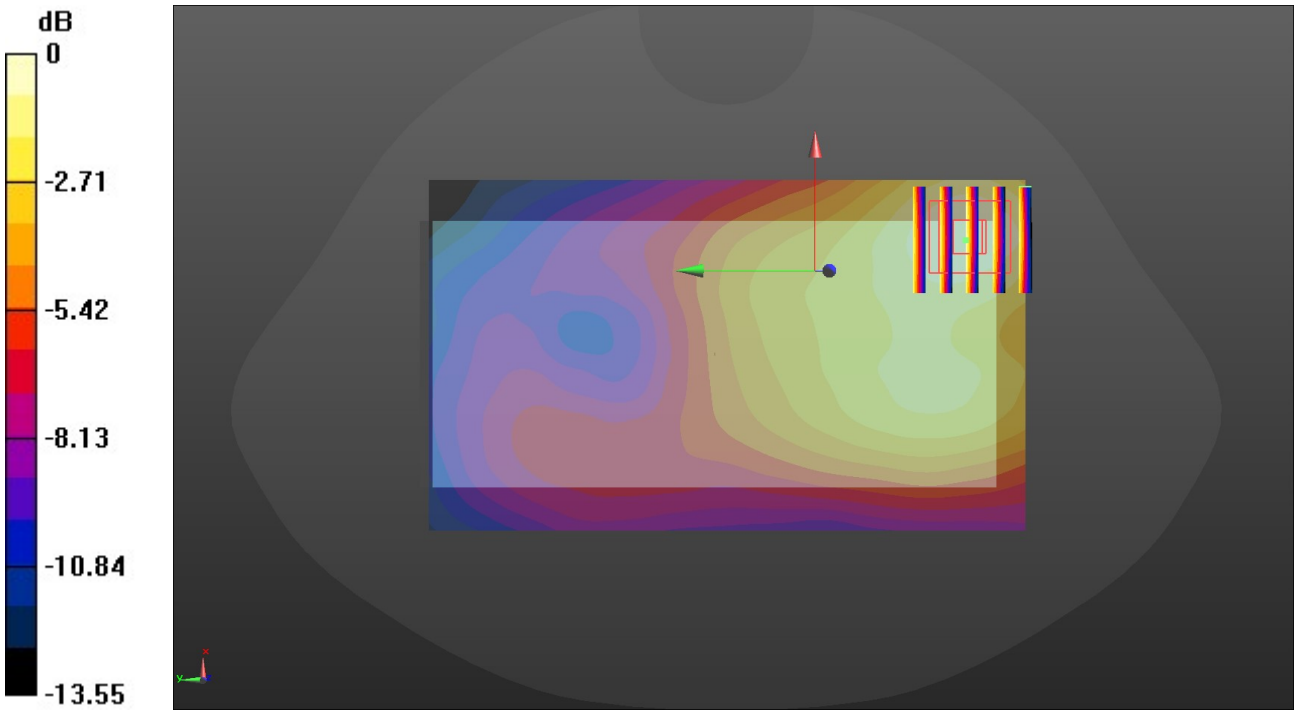

0 dB = 0.166 W/kg = -7.80 dBW/kg

Test Laboratory: Huatongwei International Inspection Co., Ltd.,SAR Lab Date: 10/28/2021

LTE Band 7-H-Front-of-face

Communication System: UID 0, Generic LTE-FDD (0); Frequency: 2560 MHz;Duty Cycle: 1:1
Medium parameters used: f = 2560 MHz; σ = 1.831 S/m; ε_r = 40.521; ρ = 1000 kg/m^3
Phantom section: Flat Section
Ambient Temperature:22.6°C;Liquid Temperature:22.4°C;

DASY Configuration:

- Probe: EX3DV4 - SN7494; ConvF(7.68, 7.68, 7.68) @ 2560 MHz; Calibrated: 4/9/2021
- Sensor-Surface: 1.4mm (Mechanical Surface Detection)
- Electronics: DAE4 Sn1549; Calibrated: 3/23/2021
- Phantom: Twin-SAM V8.0 ; Type: QD 000 P41 AA; Serial: 1974
- DASY52 52.10.2(1495); SEMCAD X 14.6.12(7450)

Front/CH 21350/Area Scan (91x151x1): Interpolated grid: dx=1.200 mm, dy=1.200 mm
Maximum value of SAR (interpolated) = 0.192 W/kg

Front/CH 21350/Zoom Scan (7x7x7)/Cube 0: Measurement grid: dx=5mm, dy=5mm, dz=5mm
Reference Value = 7.522 V/m; Power Drift = -0.15 dB
Peak SAR (extrapolated) = 0.229 W/kg
SAR(1 g) = 0.125 W/kg; SAR(10 g) = 0.072 W/kg
Maximum value of SAR (measured) = 0.189 W/kg

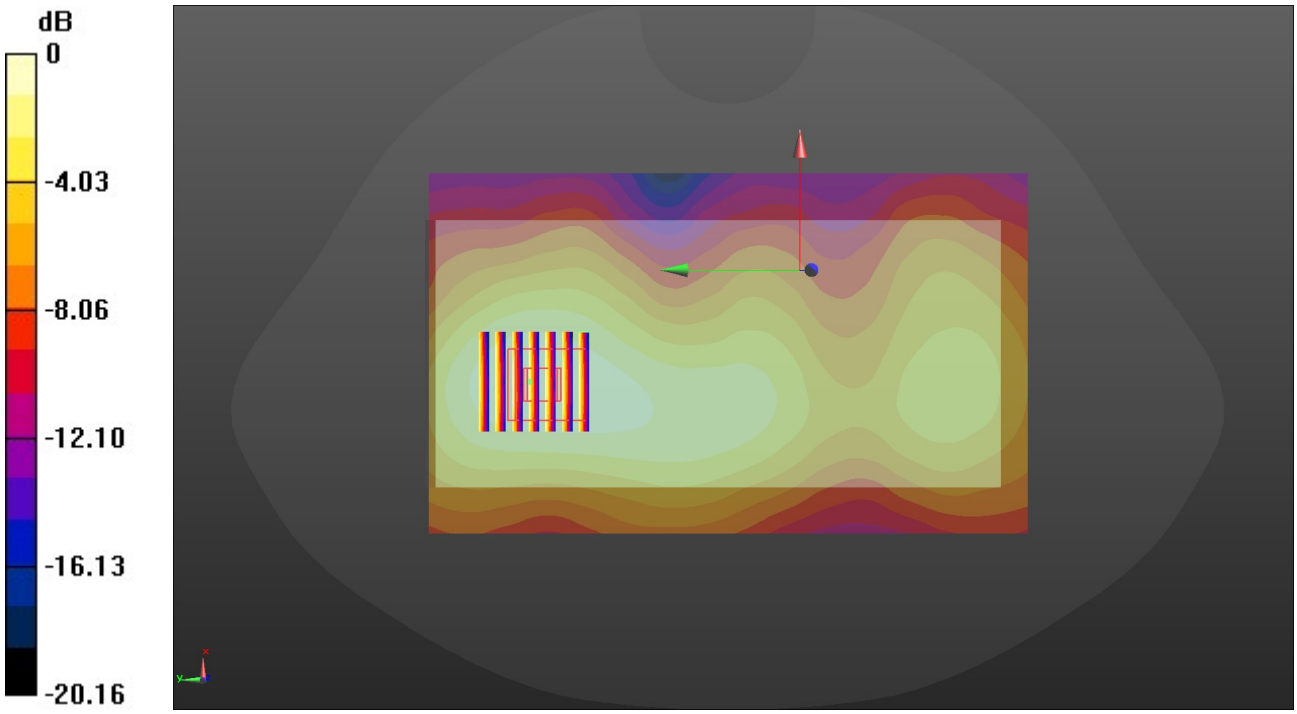

0 dB = 0.189 W/kg = -7.24 dBW/kg

Test Laboratory: Huatongwei International Inspection Co., Ltd.,SAR Lab Date: 10/26/2021

LTE Band 17-M-Front-of-face

Communication System: UID 0, Generic LTE-FDD (0); Frequency: 711 MHz;Duty Cycle: 1:1
Medium parameters used (interpolated): f = 711 MHz; σ = 0.916 S/m; ε_r = 42.307; ρ = 1000 kg/m^3
Phantom section: Flat Section
Ambient Temperature:22.4°C;Liquid Temperature:22.2°C;

DASY Configuration:

- Probe: EX3DV4 - SN7494; ConvF(10.7, 10.7, 10.7) @ 711 MHz; Calibrated: 4/9/2021
- Sensor-Surface: 1.4mm (Mechanical Surface Detection)
- Electronics: DAE4 Sn1549; Calibrated: 3/23/2021
- Phantom: Twin-SAM V8.0 ; Type: QD 000 P41 AA; Serial: 1974
- DASY52 52.10.2(1495); SEMCAD X 14.6.12(7450)

Front/CH 23800/Area Scan (71x121x1): Interpolated grid: dx=1.500 mm, dy=1.500 mm
Maximum value of SAR (interpolated) = 0.0704 W/kg

Front/CH 23800/Zoom Scan (5x5x7)/Cube 0: Measurement grid: dx=8mm, dy=8mm, dz=5mm
Reference Value = 9.248 V/m; Power Drift = -0.01 dB
Peak SAR (extrapolated) = 0.0770 W/kg
SAR(1 g) = 0.055 W/kg; SAR(10 g) = 0.041 W/kg
Maximum value of SAR (measured) = 0.0690 W/kg

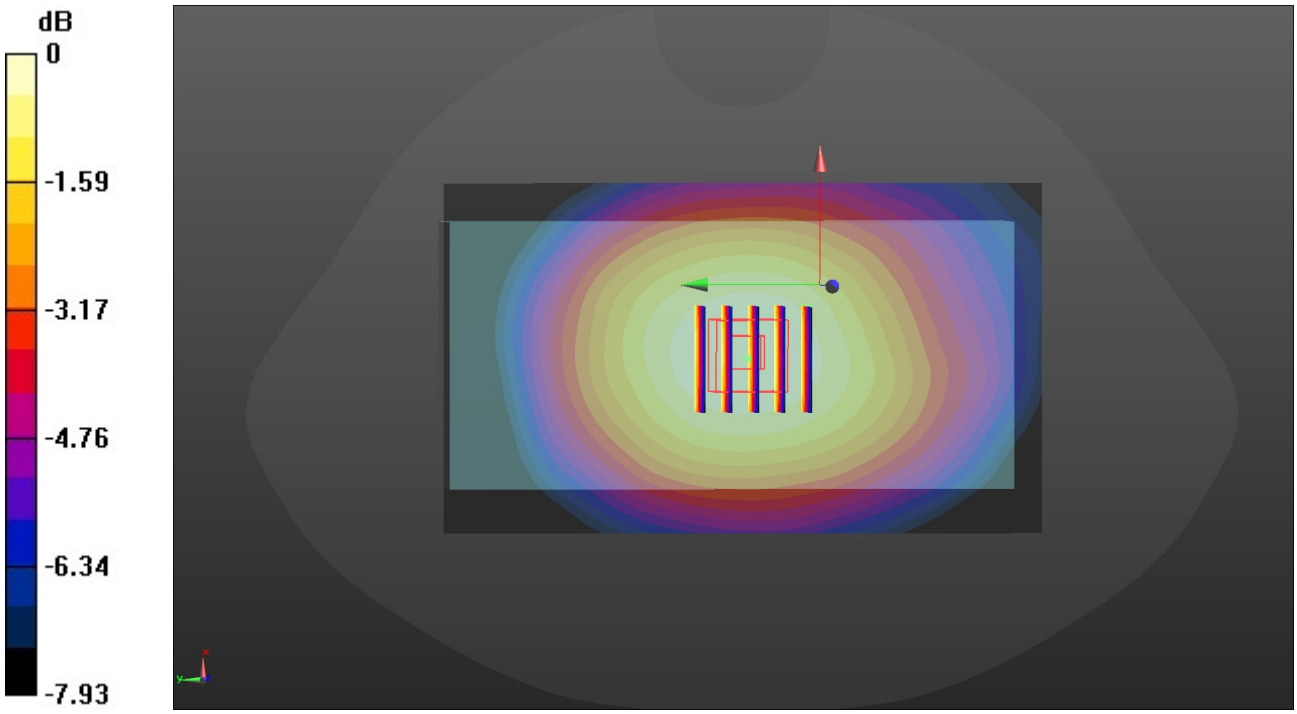

0 dB = 0.0690 W/kg = -11.61 dBW/kg