Appendix B

RF Test Data for 2.4G WIFI (Conducted Measurement)

Product Name: LED Bulb

Test Model: 61222605

Environmental Conditions

Temperature:	23.5 ° C
Relative Humidity:	52.2%
ATM Pressure:	100.0 kPa
Test Engineer:	Nick Peng
Supervised by:	Li Huan

B.1 DTS Bandwidth

Test Result

TestMode	Antenna	Channel	DTS BW [MHz]	FL[MHz]	FH[MHz]	Limit[MHz]	Verdict
11B	Ant1	2412	10.040	2406.960	2417.000	0.5	PASS
		2437	10.040	2431.960	2442.000	0.5	PASS
		2462	9.080	2457.440	2466.520	0.5	PASS
11G	Ant1	2412	15.400	2404.440	2419.840	0.5	PASS
		2437	16.360	2428.800	2445.160	0.5	PASS
		2462	16.360	2453.800	2470.160	0.5	PASS
11N20SISO	Ant1	2412	17.560	2403.200	2420.760	0.5	PASS
		2437	17.560	2428.200	2445.760	0.5	PASS
		2462	15.160	2454.400	2469.560	0.5	PASS

Test Graphs

11B_Ant1_2412

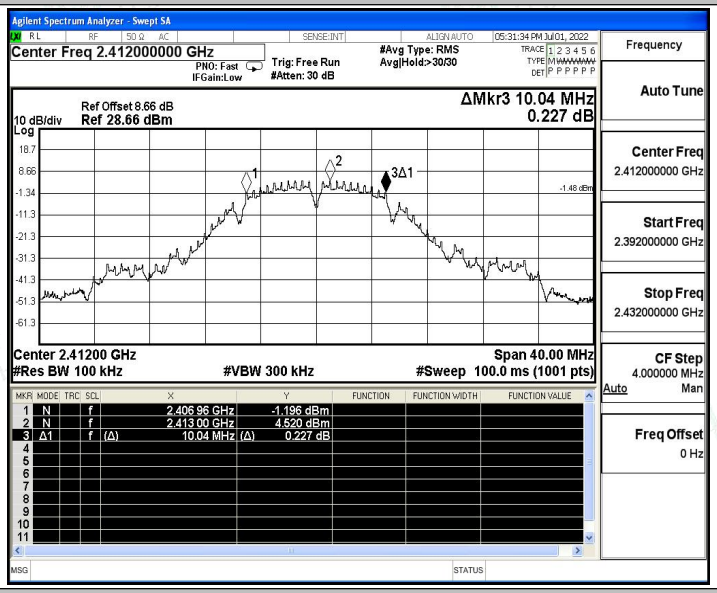

11B_Ant1_2437

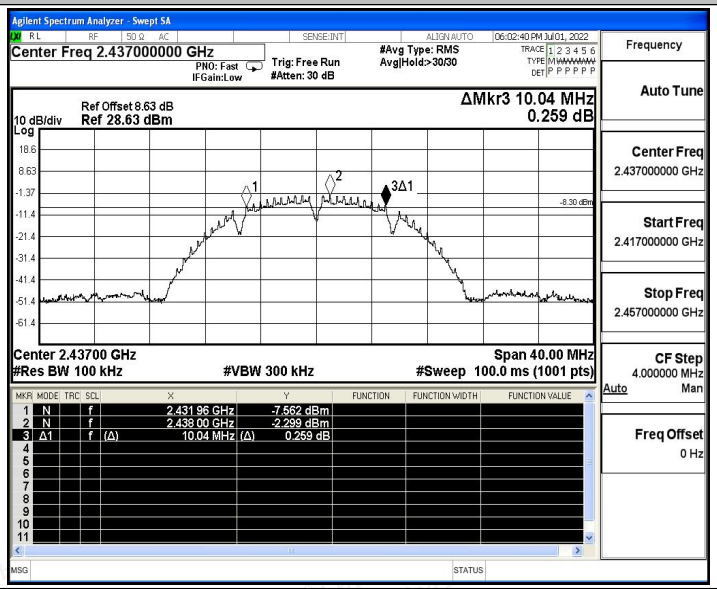

11B_Ant1_2462

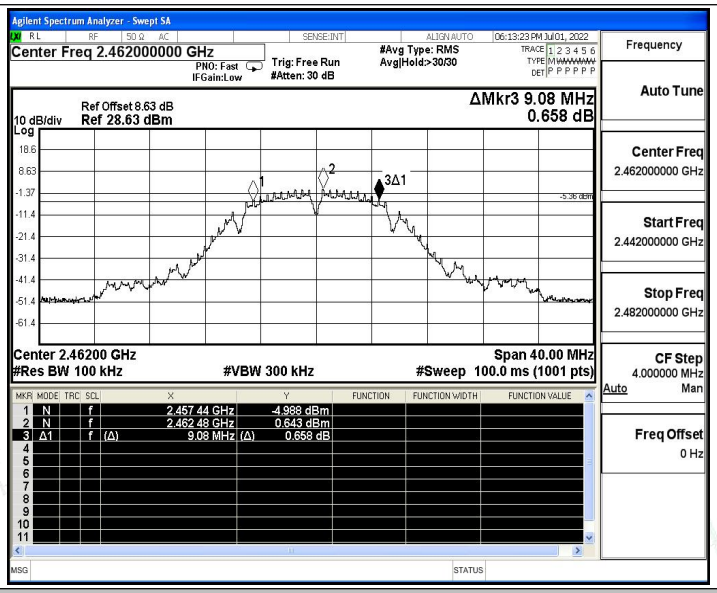

11G_Ant1_2412

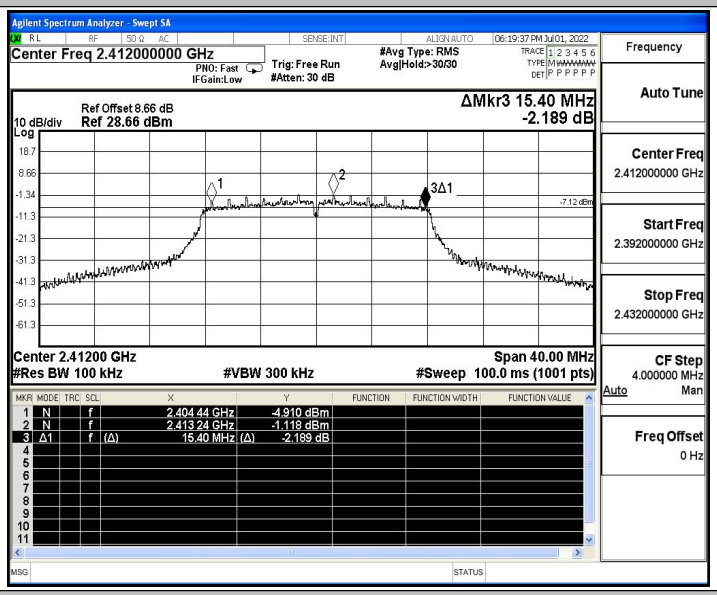

11G_Ant1_2437

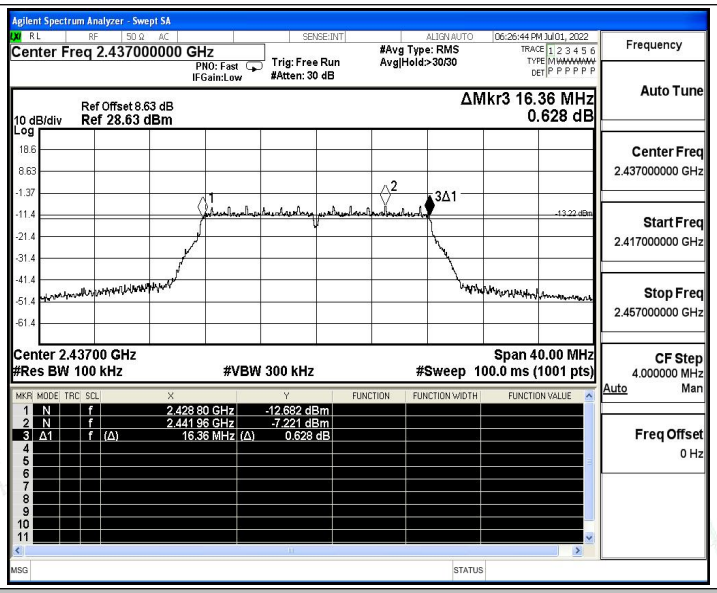

11G_Ant1_2462

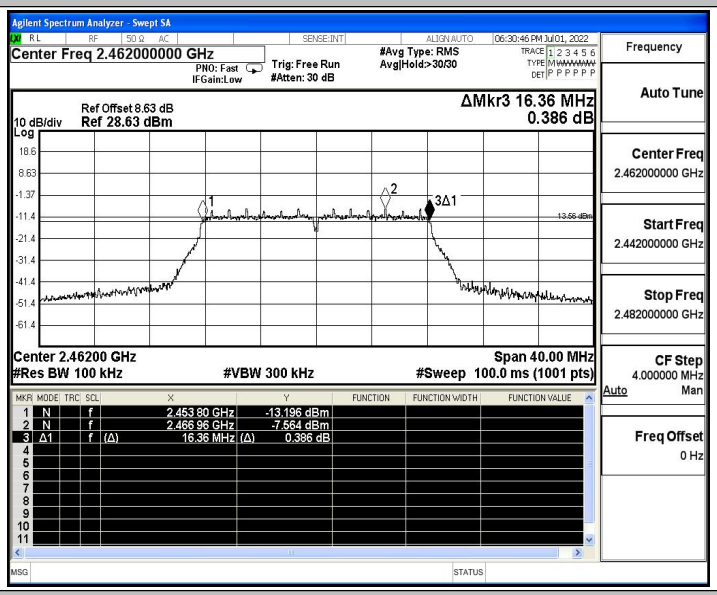

11N20SISO_Ant1_2412

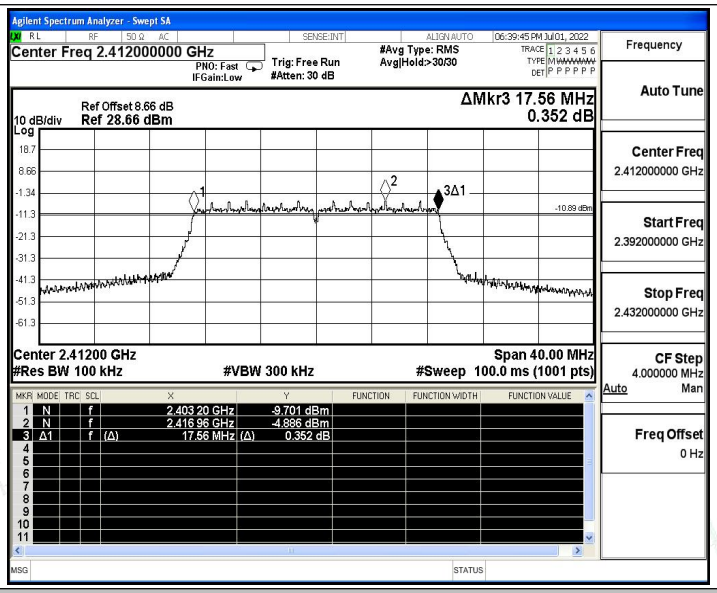

11N20SISO_Ant1_2437

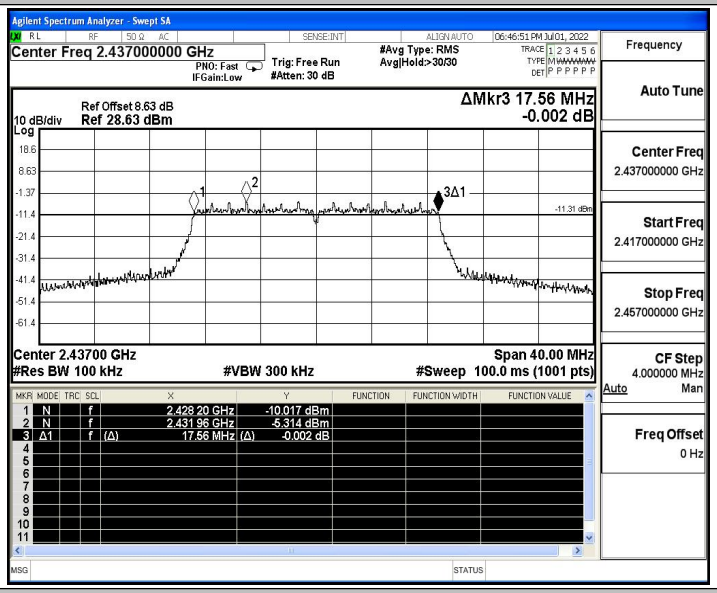

11N20SISO_Ant1_2462

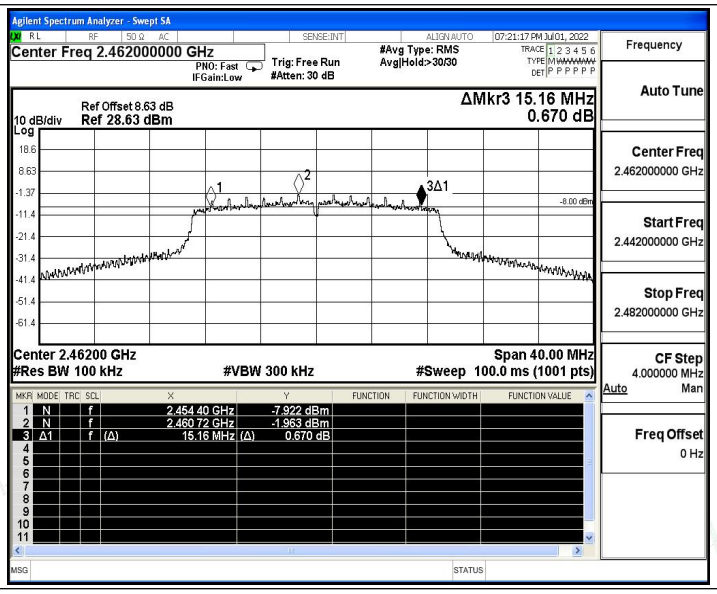
Agilent Spectrum Analyzer - Swept SA
Center Freq 2.462000000 GHz
PNO: Fast
IFGain:Low
Trig: Free Run
#Atten: 30 dB
#Avg Type: RMS
Avg|Hold:>30/30
07:21:17 PM Jul 01, 2022
Ref Offset 8.63 dB
10 dB/div Ref 28.63 dBm
Log
ΔMkr3 15.16 MHz
0.670 dB
-8.00 dBm
Center 2.46200 GHz
#Res BW 100 kHz
#VBW 300 kHz
Span 40.00 MHz
#Sweep 100.0 ms (1001 pts)
1 N f 2.454 40 GHz -7.922 dBm
2 N f 2.460 72 GHz -1.963 dBm
3 Δ1 f (Δ) 15.16 MHz (Δ) 0.670 dB
Frequency
Auto Tune
Center Freq 2.462000000 GHz
Start Freq 2.442000000 GHz
Stop Freq 2.482000000 GHz
CF Step 4.000000 MHz
Auto Man
Freq Offset 0 Hz

B.2 Maximum conducted output power

Test Result

TestMode	Antenna	Channel	Result[dBm]	Limit[dBm]	Verdict
11B	Ant1	2412	13.16	≤30.00	PASS
		2437	13.56	≤30.00	PASS
		2462	12.37	≤30.00	PASS
11G	Ant1	2412	12.84	≤30.00	PASS
		2437	12.35	≤30.00	PASS
		2462	12.82	≤30.00	PASS
11N20SISO	Ant1	2412	12.82	≤30.00	PASS
		2437	12.04	≤30.00	PASS
		2462	11.77	≤30.00	PASS

B.3 Maximum power spectral density

Test Result

TestMode	Antenna	Channel	Result[dBm/3kHz]	Limit[dBm/3kHz]	Verdict
11B	Ant1	2412	-9	≤8.00	PASS
		2437	-14.67	≤8.00	PASS
		2462	-13.69	≤8.00	PASS
11G	Ant1	2412	-13.23	≤8.00	PASS
		2437	-21.2	≤8.00	PASS
		2462	-20.58	≤8.00	PASS
11N20SISO	Ant1	2412	-21.25	≤8.00	PASS
		2437	-20.9	≤8.00	PASS
		2462	-21.63	≤8.00	PASS

Test Graphs

11B_Ant1_2412

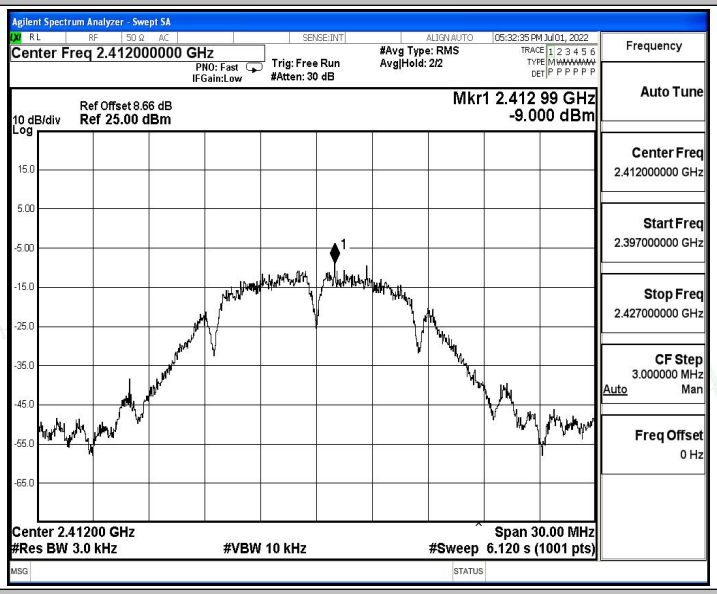

11B_Ant1_2437

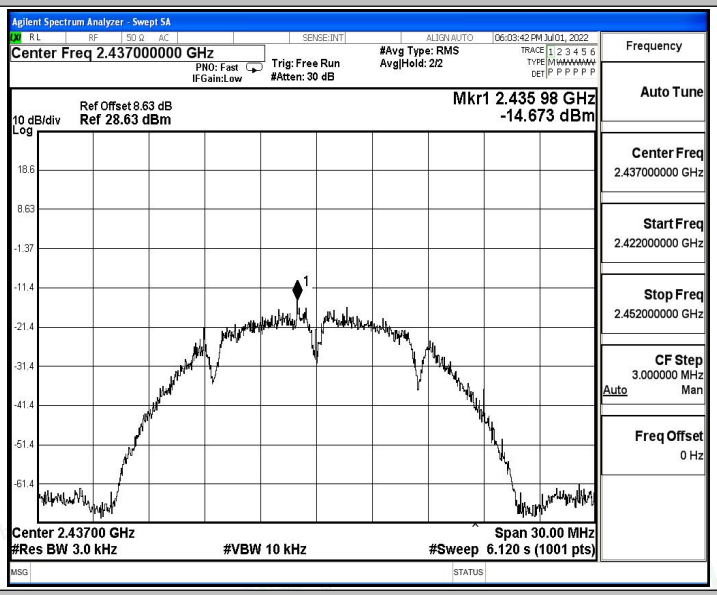

11B_Ant1_2462

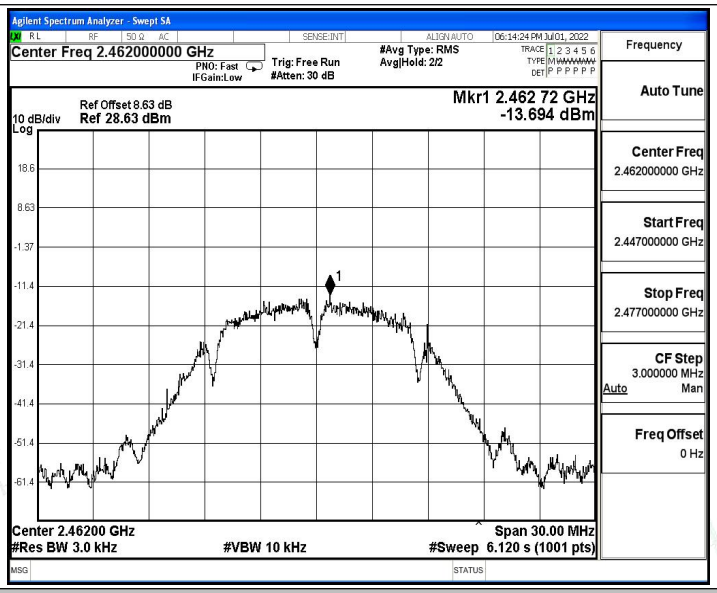

11G_Ant1_2412

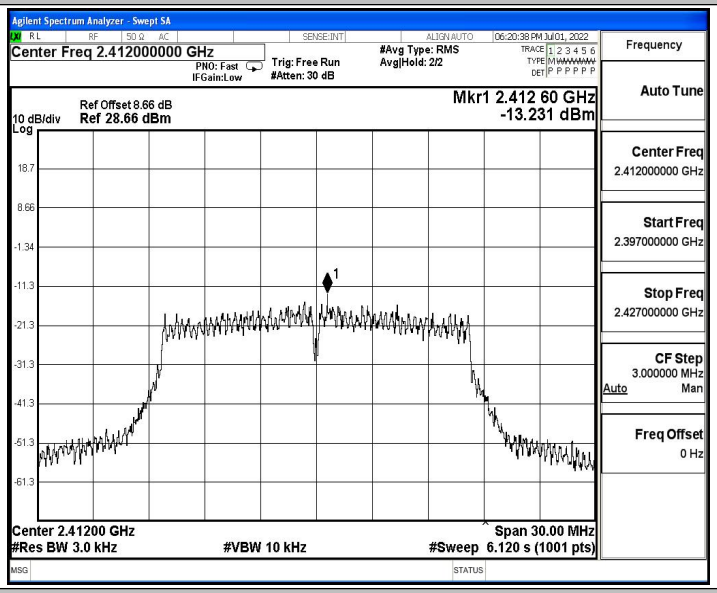

11G_Ant1_2437

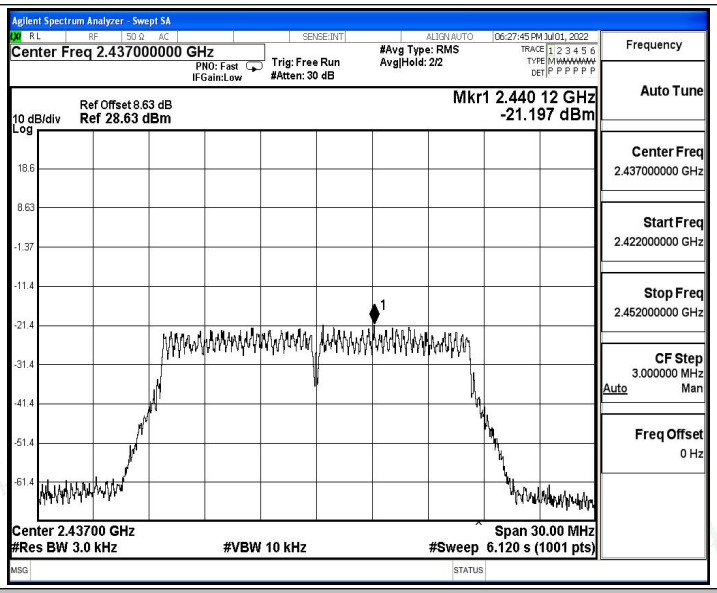

11G_Ant1_2462

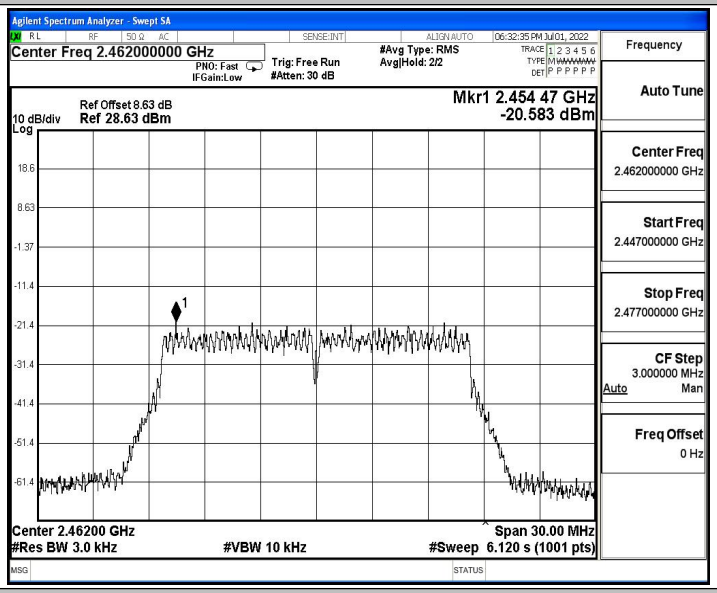

11N20SISO_Ant1_2412

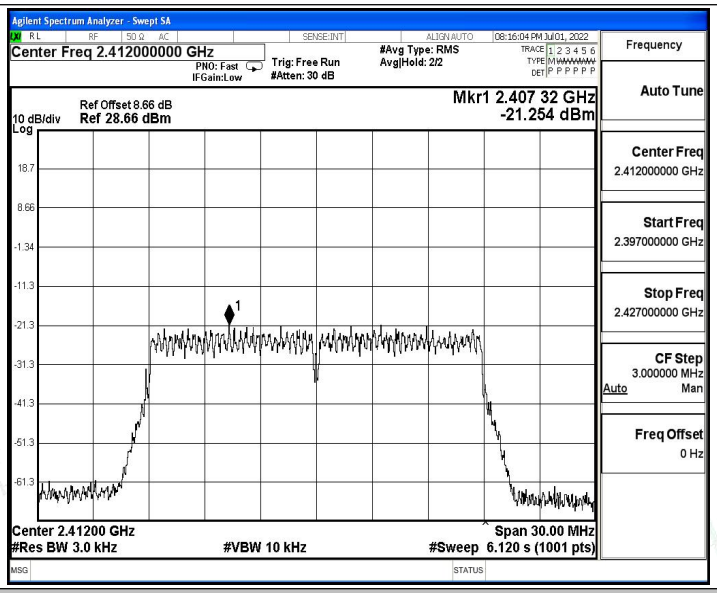

11N20SISO_Ant1_2437

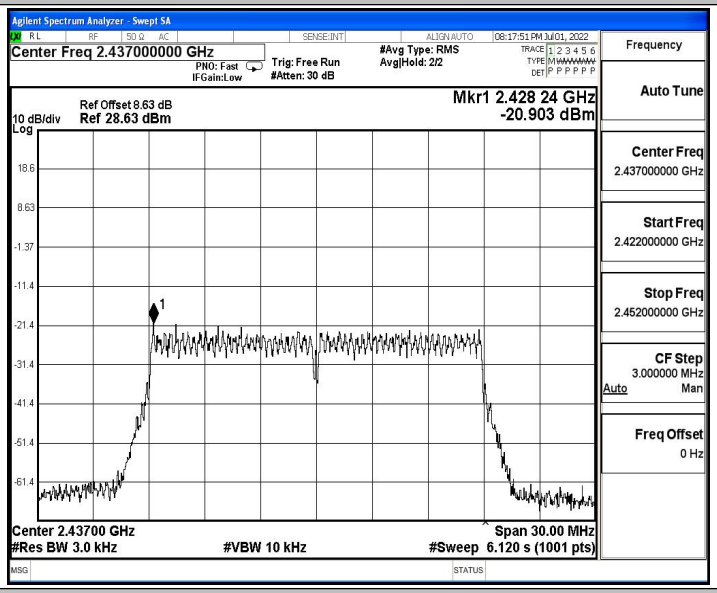

11N20SISO_Ant1_2462

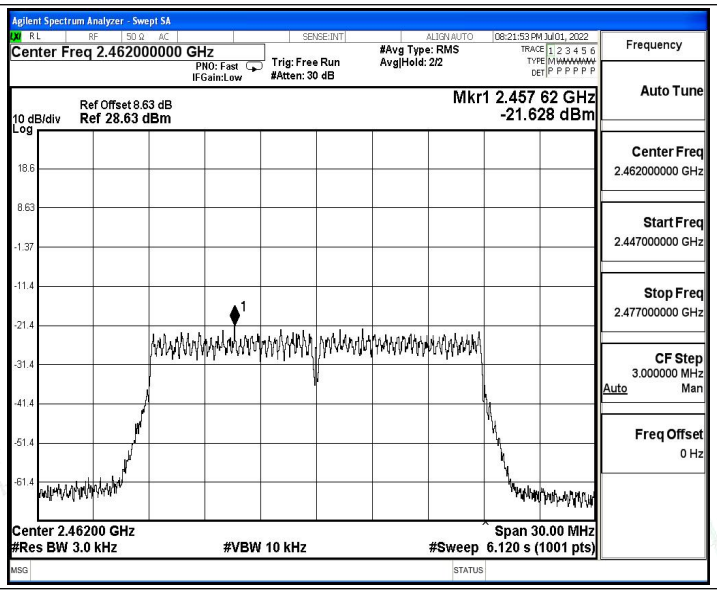
Agilent Spectrum Analyzer - Swept SA
Center Freq 2.462000000 GHz
PNO: Fast
IFGain:Low
Trig: Free Run
#Atten: 30 dB
#Avg Type: RMS
Avg|Hold: 2/2
08:21:53 PM Jul 01, 2022
Ref Offset 8.63 dB
10 dB/div Ref 28.63 dBm
Log
Mkr1 2.457 62 GHz
-21.628 dBm
18.6
8.63
-1.37
-11.4
-21.4
-31.4
-41.4
-51.4
-61.4
Center 2.46200 GHz
#Res BW 3.0 kHz
#VBW 10 kHz
Span 30.00 MHz
#Sweep 6.120 s (1001 pts)
Frequency
Auto Tune
Center Freq
2.462000000 GHz
Start Freq
2.447000000 GHz
Stop Freq
2.477000000 GHz
CF Step
3.000000 MHz
Auto Man
Freq Offset
0 Hz

B.4 Band edge measurements

Test Result

TestMode	Antenna	ChName	Channel	RefLevel[dBm]	Result[dBm]	Limit[dBm]	Verdict
11B	Ant1	Low	2412	4.54	-33.62	≤-15.46	PASS
		High	2462	0.74	-47.41	≤-19.26	PASS
11G	Ant1	Low	2412	-0.64	-32.3	≤-20.64	PASS
		High	2462	-6.57	-47.41	≤-26.57	PASS
11N20SISO	Ant1	Low	2412	-5.52	-42.82	≤-25.52	PASS
		High	2462	-1.51	-41.84	≤-21.51	PASS

Test Graphs

11B_Ant1_Low_2412

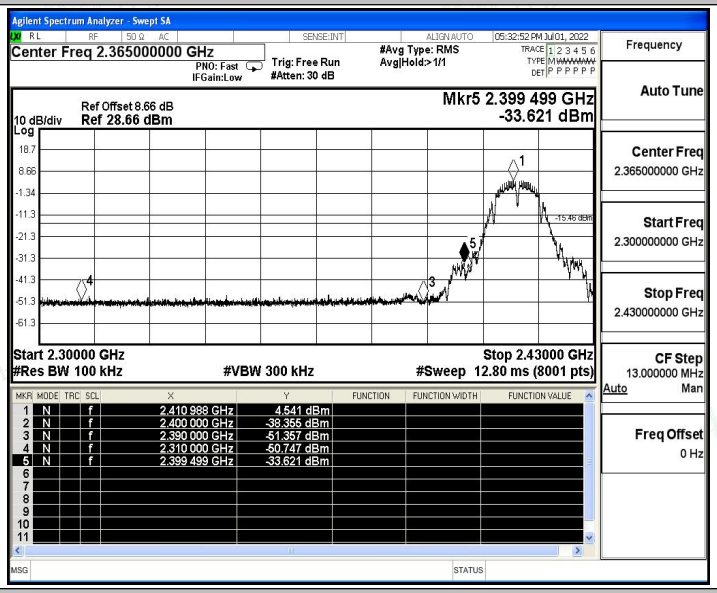

11B_Ant1_High_2462

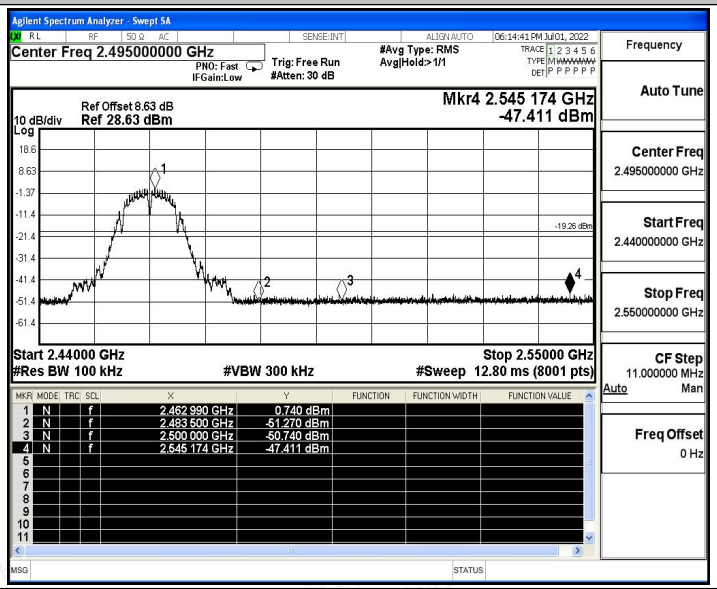

11G_Ant1_Low_2412

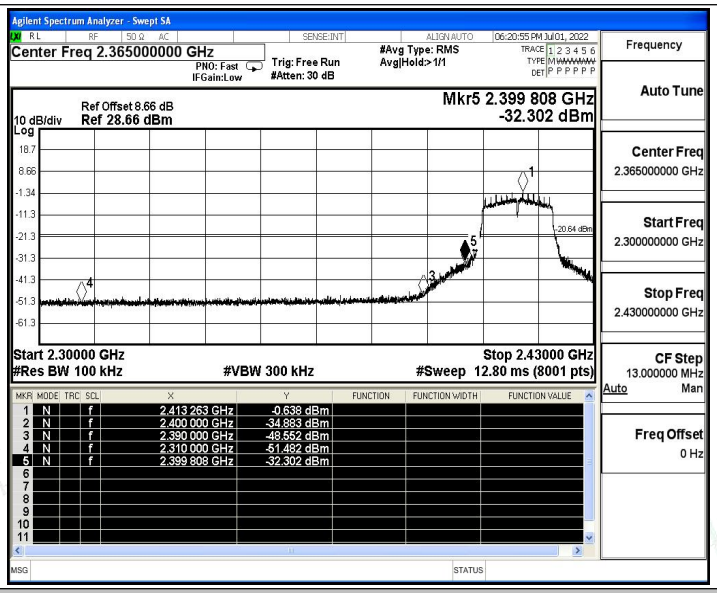

11G_Ant1_High_2462

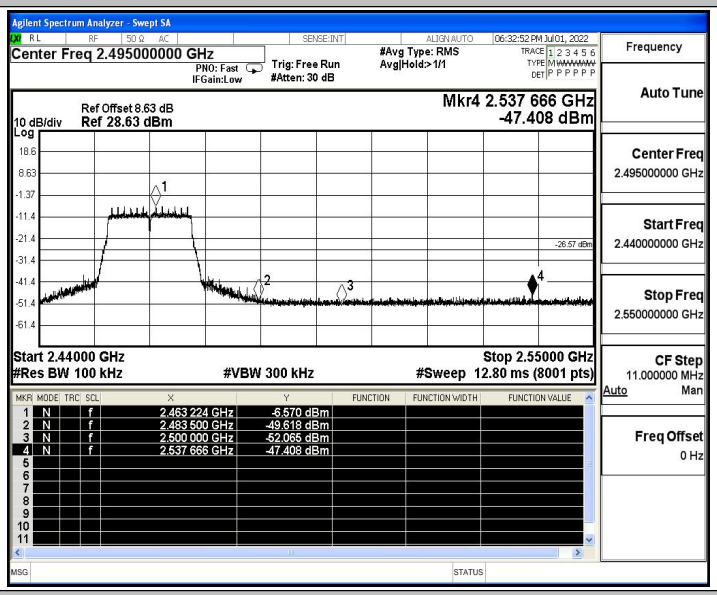

11N20SISO_Ant1_Low_2412

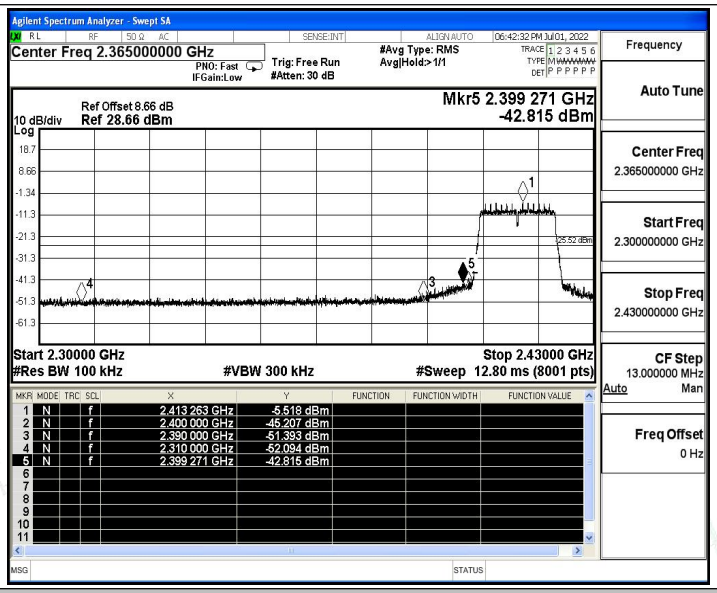

11N20SISO_Ant1_High_2462

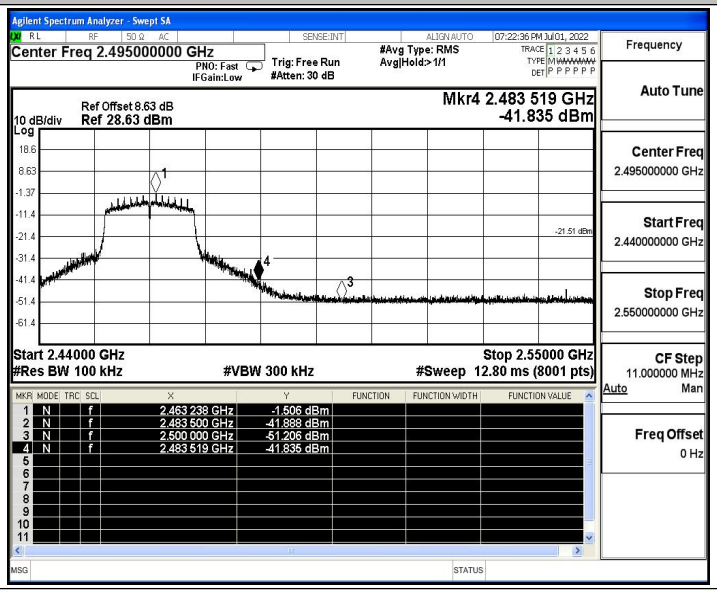

B.5 Conducted Spurious Emission

Test Result

TestMode	Antenna	Channel	FreqRange [Mhz]	RefLevel [dBm]	Result [dBm]	Limit [dBm]	Verdict
11B	Ant1	2412	Reference	4.63	4.63	---	PASS
			30~1000	4.63	-52.24	≤-15.37	PASS
			1000~26500	4.63	-44.63	≤-15.37	PASS
		2437	Reference	-2.29	-2.29	---	PASS
			30~1000	-2.29	-46.49	≤-22.29	PASS
			1000~26500	-2.29	-45.67	≤-22.29	PASS
		2462	Reference	0.74	0.74	---	PASS
			30~1000	0.74	-48.41	≤-19.26	PASS
			1000~26500	0.74	-45.37	≤-19.26	PASS
11G	Ant1	2412	Reference	-0.46	-0.46	---	PASS
			30~1000	-0.46	-51.09	≤-20.46	PASS
			1000~26500	-0.46	-45.73	≤-20.46	PASS
		2437	Reference	-6.72	-6.72	---	PASS
			30~1000	-6.72	-50.18	≤-26.72	PASS
			1000~26500	-6.72	-45.1	≤-26.72	PASS
		2462	Reference	-6.15	-6.15	---	PASS
			30~1000	-6.15	-30.98	≤-26.15	PASS
			1000~26500	-6.15	-45.87	≤-26.15	PASS
11N20SISO	Ant1	2412	Reference	-5.31	-5.31	---	PASS
			30~1000	-5.31	-37.81	≤-25.31	PASS
			1000~26500	-5.31	-46.03	≤-25.31	PASS
		2437	Reference	-5.37	-5.37	---	PASS
			30~1000	-5.37	-49.93	≤-25.37	PASS
			1000~26500	-5.37	-46.02	≤-25.37	PASS
		2462	Reference	-1.89	-1.89	---	PASS
			30~1000	-1.89	-54.07	≤-21.89	PASS
			1000~26500	-1.89	-45.66	≤-21.89	PASS

Test Graphs

11B_Ant1_2412_0~Reference

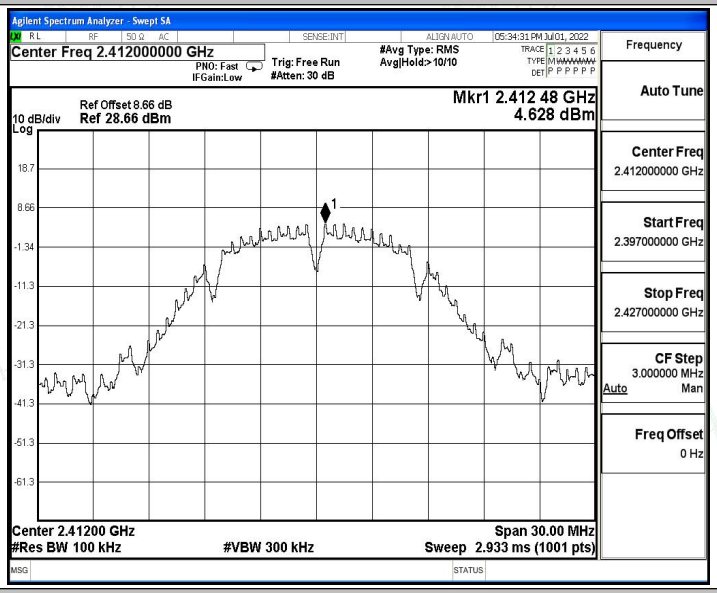

11B_Ant1_2412_30~1000

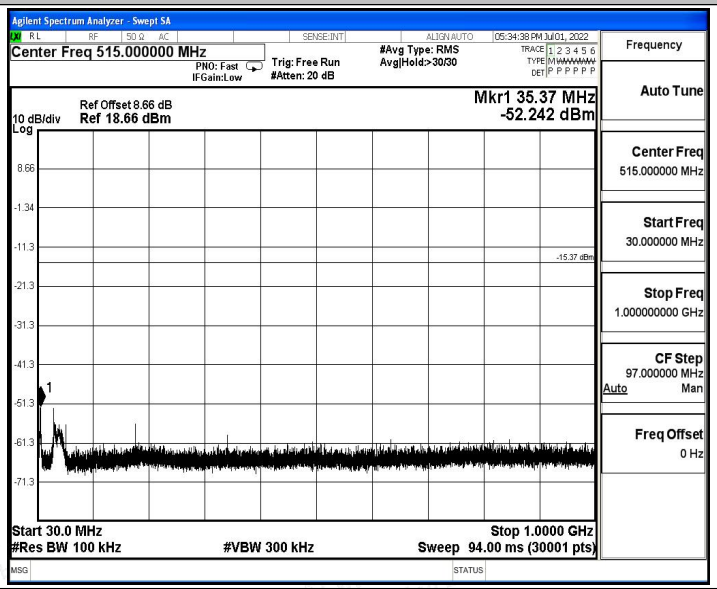

11B_Ant1_2412_1000~26500

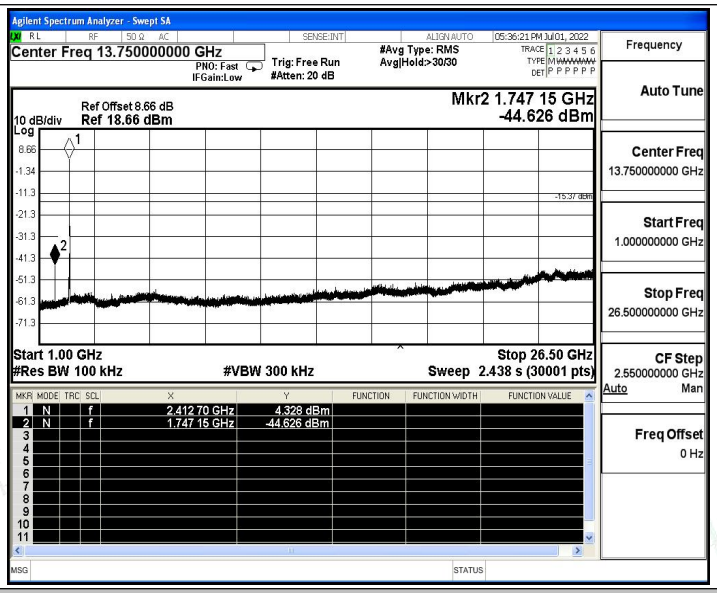

11B_Ant1_2437_0~Reference

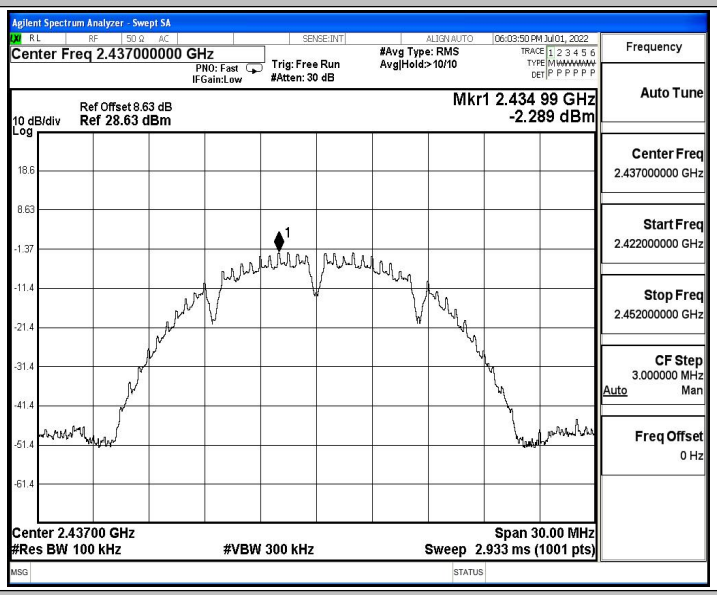

11B_Ant1_2437_30~1000

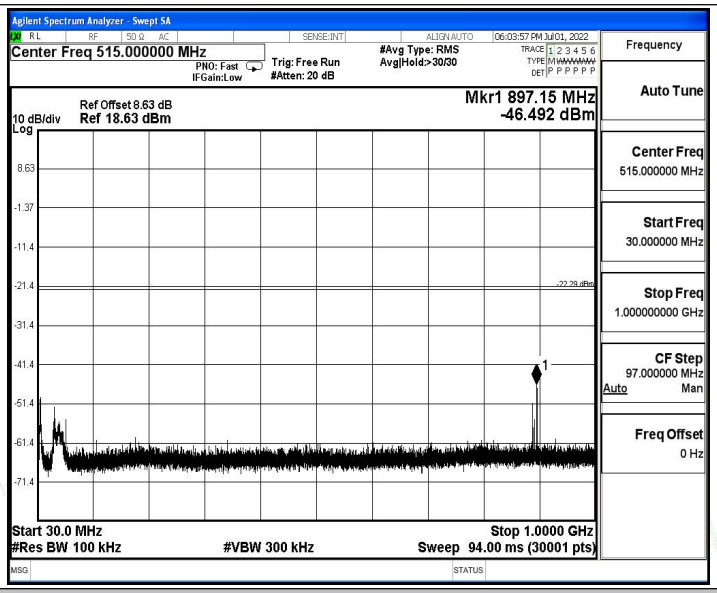

11B_Ant1_2437_1000~26500

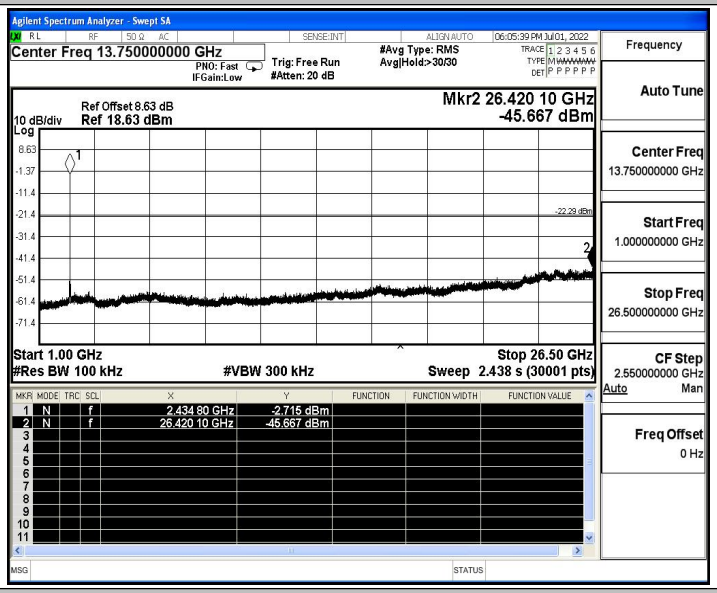

11B_Ant1_2462_0~Reference

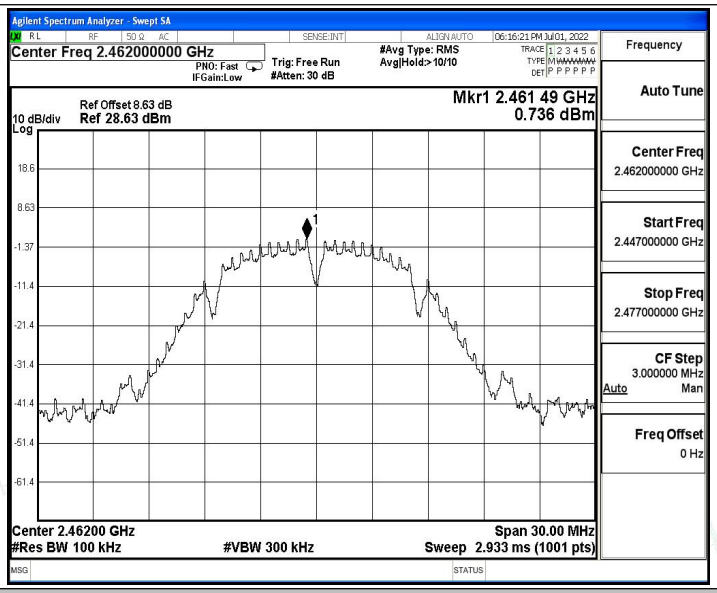

11B_Ant1_2462_30~1000

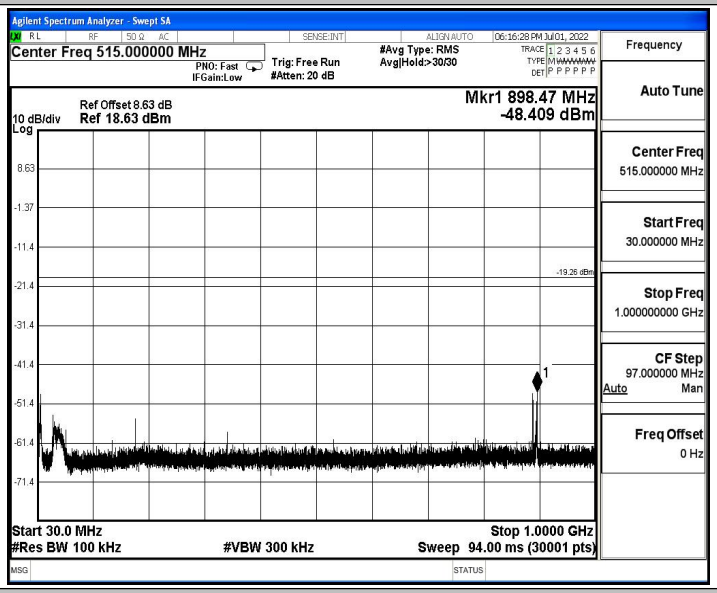

11B_Ant1_2462_1000~26500

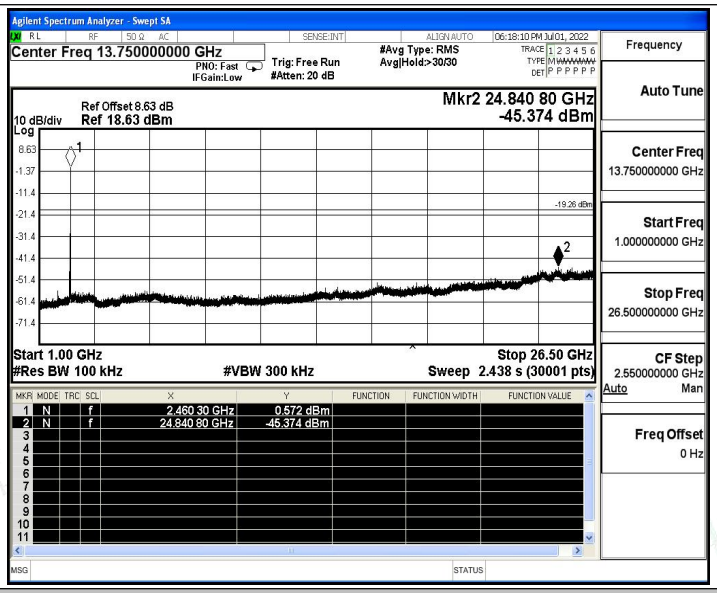

11G_Ant1_2412_0~Reference

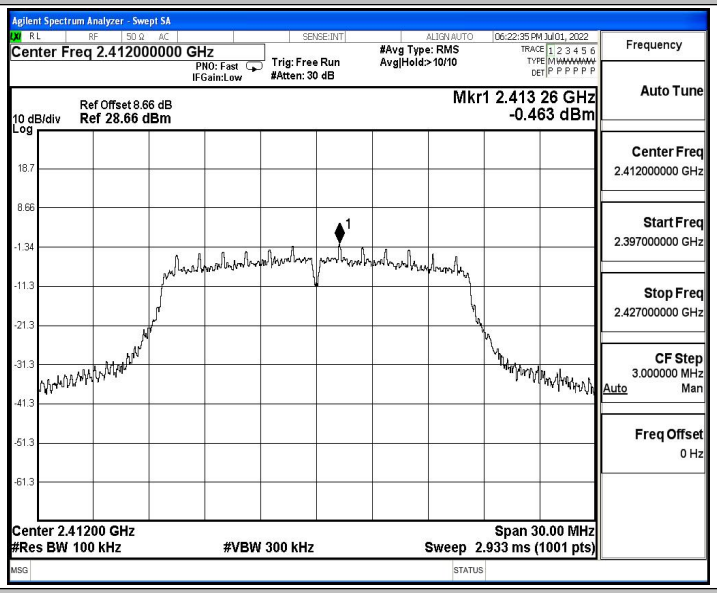

11G_Ant1_2412_30~1000

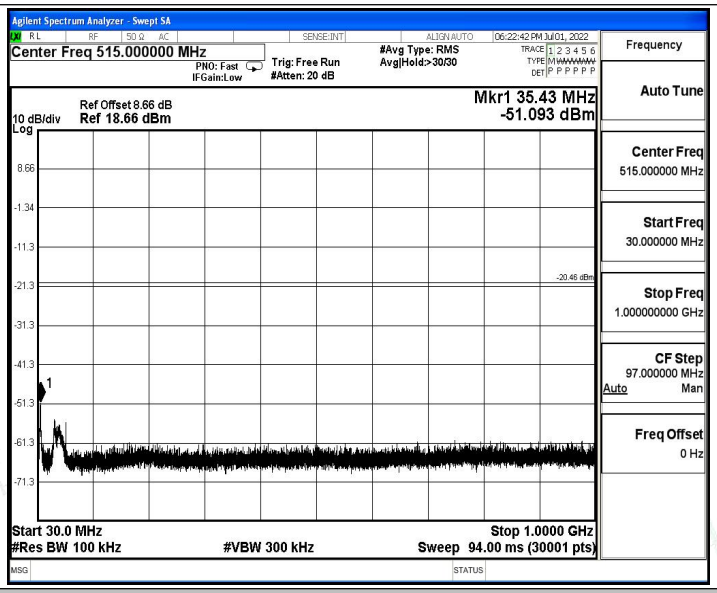

11G_Ant1_2412_1000~26500

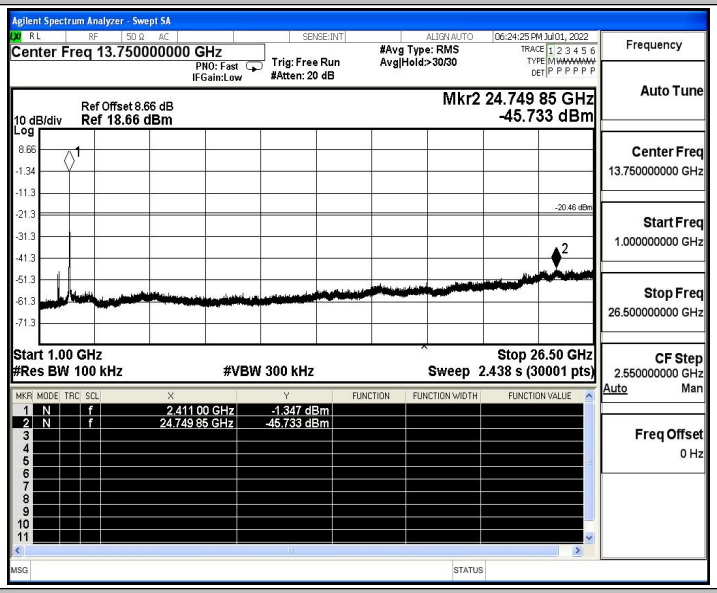

11G_Ant1_2437_0~Reference

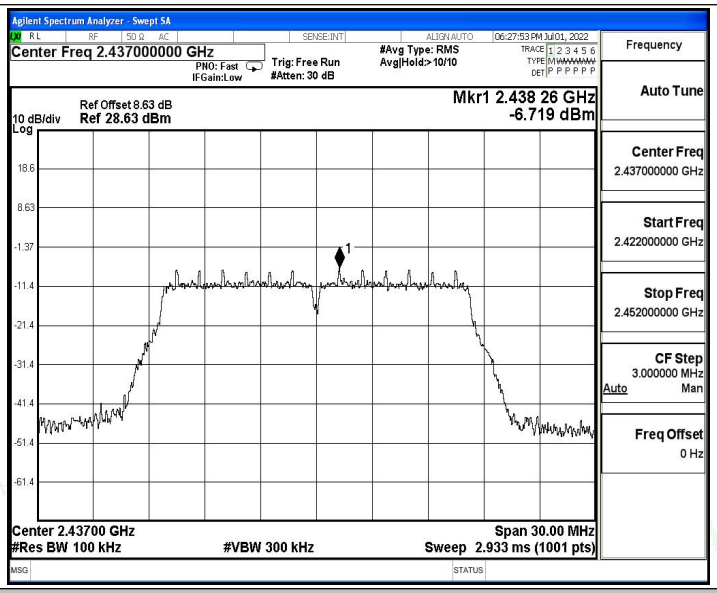

11G_Ant1_2437_30~1000

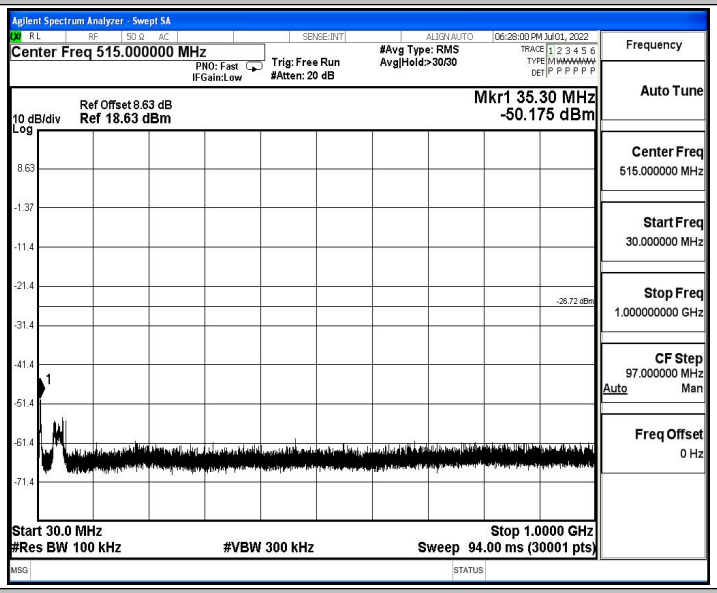

11G_Ant1_2437_1000~26500