FCC Test Report

(Class II Permissive Change)

Product Name	Intel® Wireless-AC 9560
Model No	9560NGW
FCC ID.	2AKHF9560NG

Applicant	TONGFANG HONGKONG (SUZHOU) LIMITED
Address	No. 10 Plant, Jianwu Phase III, Western Zone, Suzhou Industrial Park, Suzhou City, Jiangsu Province, 215000 China

Date of Receipt	Nov. 04, 2019
Issue Date	Dec. 26, 2019
Report No.	19B0034R-RFUSP11V00-B
Report Version	V1.0

Testing Laboratory
3023

The test results relate only to the samples tested.
The test results shown in the test report are traceable to the national/international standard through the calibration report of the equipment and evaluated measurement uncertainty herein.
This report must not be used to claim product endorsement by TAF or any agency of the government.
The test report shall not be reproduced without the written approval of DEKRA Testing and Certification Co., Ltd.

Test Report

Issue Date: Dec. 26, 2019
Report No.: 19B0034R-RFUSP11V00-B

Product Name	Intel® Wireless-AC 9560
Applicant	TONGFANG HONGKONG (SUZHOU) LIMITED
Address	No. 10 Plant, Jianwu Phase III, Western Zone, Suzhou Industrial Park, Suzhou City, Jiangsu Province, 215000 China
Manufacturer	INTEL CORPORATION SAS
Model No.	9560NGW
FCC ID.	2AKHF9560NG
EUT Rated Voltage	DC 3.3V
EUT Test Voltage	DC 3.3V (Power By Test Fixture)
Trade Name	Intel
Applicable Standard	FCC CFR Title 47 Part 15 Subpart C ANSI C63.4: 2014, ANSI C63.10: 2013
Test Result	Complied

Documented By : Ida Tung

(Adm. Assistant / Ida Tung)

Tested By : Yulin Chen

(Engineer / Yulin Chen)

Approved By :

(Director / Vincent Lin)

TABLE OF CONTENTS

	Description	Page
1.	**GENERAL INFORMATION**	**4**
1.1.	EUT Description	4
1.2.	Operational Description	6
1.3.	Tested System Details	7
1.4.	Configuration of Tested System	7
1.5.	EUT Exercise Software	7
1.6.	Test Facility	8
1.7.	List of Test Item and Equipment	9
1.8.	Uncertainty	10
2.	**Peak Power Output**	**11**
2.1.	Test Setup	11
2.2.	Limits	11
2.3.	Test Procedure	11
2.4.	Uncertainty	11
2.5.	Test Result of Peak Power Output	12
3.	**Radiated Emission**	**24**
3.1.	Test Setup	24
3.2.	Limits	25
3.3.	Test Procedure	26
3.4.	Uncertainty	27
3.5.	Test Result of Radiated Emission	28
4.	**Band Edge**	**157**
4.1.	Test Setup	157
4.2.	Limits	157
4.3.	Test Procedure	158
4.4.	Uncertainty	159
4.5.	Test Result of Band Edge	160
5.	**Duty Cycle**	**320**
5.1.	Test Setup	320
5.2.	Test Procedure	320
5.3.	Uncertainty	320
5.4.	Test Result of Duty Cycle	321
6.	**EMI Reduction Method During Compliance Testing**	**329**

Attachment 1: EUT Test Photographs

Attachment 2: EUT Detailed Photographs

1. GENERAL INFORMATION

1.1. EUT Description

Product Name	Intel® Wireless-AC 9560
Trade Name	Intel
Model No.	9560NGW
FCC ID.	2AKHF9560NG
Frequency Range	2412-2472MHz for 802.11b/g/n-20BW, 2422-2462MHz for 802.11n-40BW
Number of Channels	802.11b/g/n-20MHz: 13, 802.11n-40MHz: 9
Data Speed	802.11b: 1-11Mbps, 802.11g: 6-54Mbps, 802.11n: up to 300Mbps
Channel separation	802.11b/g/n: 5 MHz
Type of Modulation	802.11b: DSSS (DBPSK, DQPSK, CCK) 802.11g/n: OFDM (BPSK, QPSK, 16QAM, 64QAM, 256QAM)
Antenna Type	PIFA Antenna
Channel Control	Auto
Antenna Gain	Refer to the table “Antenna List”
Test Platform	Product name: Notebook PC Brand: TONGFANG Model number: GM7CP6P/GM7CP0P/GM7CP7P
Power Adapter	MFR: Chicony, M/N: A17-230P1A Input: AC 100-240V~3.5A, 50-60Hz Output: DC 19.5V, 11.8A, 230W Cable Out: Shielded, 1.1m, with two ferrite cores bonded.

Antenna List

No.	Manufacturer	Part No	Antenna type	Peak Gain
1.	WGT	ANTRG7P119-0301 (Main) ANTRG7P119-0302 (Aux)	PIFA Antenna	4.83dBi for 2.4 GHz

Note: The antenna of EUT is conforming to FCC 15.203.

802.11b/g/n-20MHz Center Frequency of Each Channel:

Channel	Frequency	Channel	Frequency	Channel	Frequency	Channel	Frequency
Channel 01:	2412 MHz	Channel 02:	2417 MHz	Channel 03:	2422 MHz	Channel 04:	2427 MHz
Channel 05:	2432 MHz	Channel 06:	2437 MHz	Channel 07:	2442 MHz	Channel 08:	2447 MHz
Channel 09:	2452 MHz	Channel 10:	2457 MHz	Channel 11:	2462 MHz	Channel 12:	2467 MHz
Channel 13:	2472 MHz						

802.11n-40MHz Center Frequency of Each Channel:

Channel	Frequency	Channel	Frequency	Channel	Frequency	Channel	Frequency
Channel 03:	2422 MHz	Channel 04:	2427 MHz	Channel 05:	2432 MHz	Channel 06:	2437 MHz
Channel 07:	2442 MHz	Channel 08:	2447 MHz	Channel 09:	2452 MHz	Channel 10:	2457 MHz
Channel 11:	2462 MHz						

Note:

1. The EUT is an Intel® Wireless-AC 9560 with a built-in WLAN (802.11a/b/g/n/ac) with Bluetooth (5.0 and V3.0+HS, V2.1+EDR) transceiver, this report for 2.4GHz WLAN.
2. Regarding to the operation frequency, the lowest, middle and highest frequency are selected to perform the test.
3. Lowest and highest data rates are tested in each mode. Only worst case is shown in the report.
4. These tests are conducted on a sample for the purpose of demonstrating compliance of transmitter with Part 15 Subpart C Paragraph 15.247 of spread spectrum devices.
5. This is to request a Class II permissive change for FCC ID: 2AKHF9560NG, originally granted on 03/16/2018.
   (1) The major change filed under this application is:
   Change #1: Additional Chassis is added, Product name: Notebook PC, Brand: TONGFANG, Model number: GM7CP6P/GM7CP0P/GM7CP7P
   All models are listed as below:

Brand	Model No.	Difference
TONGFANG	GM7CP0P	All models are electrically identical and different model names are used to distinguish between different GPU specifications.
	GM7CP6P	
	GM7CP7P	

   #2: Reduce the Output Power through firmware, and SAR measurement were evaluated. (Only reduce Wi-Fi Output Power, Bluetooth Output Power haven't changes).
   #3: Addition an Antennas, the antenna type is same, the antenna gain is higher than the original application.

Test Mode	Mode 1 SISO A: Transmit (802.11b_1Mbps)
	Mode 2 SISO A: Transmit (802.11g_6Mbps)
	Mode 3 SISO A: Transmit (802.11n-20BW_7.2Mbps)
	Mode 4 SISO A: Transmit (802.11n-40BW_15Mbps)
	Mode 5 SISO B: Transmit (802.11b_1Mbps)
	Mode 6 SISO B: Transmit (802.11g_6Mbps)
	Mode 7 SISO B: Transmit (802.11n-20BW_7.2Mbps)
	Mode 8 SISO B: Transmit (802.11n-40BW_15Mbps)
	Mode 9 MIMO: Transmit (802.11n-20BW_14.4Mbps)
	Mode 10 MIMO: Transmit (802.11n-40BW_30Mbps)
	Mode 11 SISO A: Transmit
	Mode 12 SISO B: Transmit
	Mode 13 MIMO: Transmit

1.3. Tested System Details

The types for all equipment, plus descriptions of all cables used in the tested system (including inserted cards) are:

Product		Manufacturer	Model No.	Serial No.	Power Cord
1	Monitor	Lenovo	P27u	V302ZGXP	Non-shielded, 1.8m
2	HDD	Lenovo	F309	GXB0H43289Z152DT85	N/A
3	HDD	Transcend	TS1TSJ25M3	D468623807	N/A
4	Microphone & Earphone	Verbatim	N/A	N/A	N/A
5	Microphone & Earphone	Verbatim	N/A	N/A	N/A
6	HDD	Transcend	TS1TSJ25M3	D468623812	N/A
7	HDD	Transcend	TS1TSJ25M3	D468623820	N/A
8	Notebook PC	ASUS	CP7P	N/A	N/A

Signal Cable Type		Signal cable Description
A	HDMI Cable	Non-shielded, 1.8m
B	Type C Cable	Shielded, 0.5m
C	USB Cable	Shielded, 1.2m
D	Microphone & Earphone Cable	Non-shielded, 1.2m
E	Microphone & Earphone Cable	Non-shielded, 1.2m
F	USB Cable	Shielded, 1.2m
G	USB Cable	Shielded, 1.2m

1.4. Configuration of Tested System

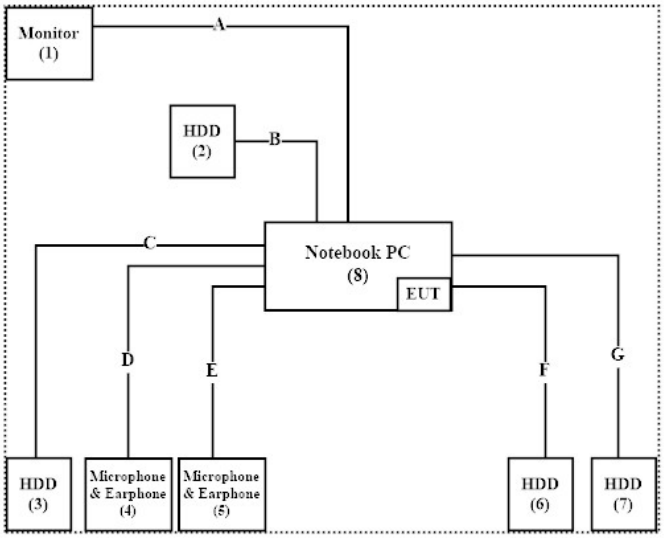

1.5. EUT Exercise Software

1. Setup the EUT as shown in Section 1.4.
2. Execute software “DRTU (Ver 11.1832.0-08048)” on the notebook PC.
3. Configure the test mode, the test channel, and the data rate.
4. Press “OK” to start the continuous Transmit.
5. Verify that the EUT works properly.

1.6. Test Facility

Ambient conditions in the laboratory:

Performed Item	Items	Required	Actual
Radiated Emission	Temperature (°C)	10~40 °C	21.5 °C
	Humidity (%RH)	10~90 %	70.6 %
Conductive	Temperature (°C)	10~40 °C	22.5 °C
	Humidity (%RH)	10~90 %	54 %

USA : FCC Registration Number: TW0023

Canada : IC Registration Number: 4075A

Site Description : Accredited by TAF
Accredited Number: 3023

Test Laboratory : DEKRA Testing and Certification Co., Ltd
Address : No.159, Sec. 2, Wenhua 1st Rd., Linkou Dist.,
New Taipei City 24457, Taiwan, R.O.C.
Phone number : 886-2-2602-7968
Fax number : 866-2-2602-3286
Email address : info.tw@dekra.com
Website : http://www.dekra.com.tw

1.7. List of Test Item and Equipment

For Conducted measurements /ASR2

	Equipment	Manufacturer	Model No.	Serial No.	Cali. Data	Due. Data
X	Spectrum Analyzer	R&S	FSV30	103466	2019.12.16	2020.12.15
X	Peak Power Analyzer	KEYSIGHT	8900B	MY51000539	2019.05.06	2020.05.05
X	Power Sensor	KEYSIGHT	N1923A	MY59240002	2019.06.12	2020.06.11
X	Power Sensor	KEYSIGHT	N1923A	MY59240003	2019.06.13	2020.06.12
	Bluetooth Tester	R&S	CBT	101238	2019.01.21	2020.01.20

Note:
1. All equipments are calibrated every one year.
2. The test instruments marked with “X” are used to measure the final test results.
3. Test Software version : DEKRA Conduction Test System V9.0.5

For Radiated measurements /ACB1

	Equipment	Manufacturer	Model No.	Serial No.	Cali. Data	Due. Data
X	Loop Antenna	AMETEK	HLA6121	49611	2019.02.22	2020.02.21
X	Bi-Log Antenna	SCHWARZBECK	VULB9168	9168-953	2019.01.04	2020.01.03
X	Bi-Log Antenna	SCHWARZBECK	VULB9168	9168-953	2019.01.04	2020.01.03
X	Horn Antenna	ETS-Lindgren	3117	00203800	2019.12.12	2020.12.11
X	Horn Antenna	ETS-Lindgren	3117	00201259	2019.10.15	2020.10.14
X	Horn Antenna	ETS-Lindgren	3117	00203761	2019.10.31	2020.10.30
X	Horn Antenna	Com-Power	AH-840	101087	2019.05.30	2020.05.29
X	Pre-Amplifier	EMCI	EMC001330	980301	2019.05.20	2020.05.19
X	Pre-Amplifier	EMCI	EMC001330	980316	2019.06.14	2020.06.13
X	Pre-Amplifier	EMCI	EMC051835SE	980311	2019.06.13	2020.06.12
X	Pre-Amplifier	EMCI	EMC05820SE	980308	2019.09.02	2020.09.01
X	Pre-Amplifier	EMCI	EMC05820SE	980310	2019.06.24	2020.06.23
X	Pre-Amplifier	EMCI	EMC05835SE	980312	2019.06.03	2020.06.02
X	Pre-Amplifier	EMCI	EMC184045SE	980314	2019.05.28	2020.05.27
X	Filter	MICRO TRONICS	BRM50702	G251	2019.09.03	2020.09.02
	Filter	MICRO TRONICS	BRM50716	G188	2019.09.03	2020.09.02
X	EMI Test Receiver	R&S	ESR7	101602	2019.12.16	2020.12.15
X	Spectrum Analyzer	R&S	FSV40	101148	2019.02.08	2020.02.07
X	Coaxial Cable	SUHNER	SUCOFLEX 106	RF002	2019.07.03	2020.07.02
X	Mircoflex Cable	HUBER SUHNER	SUCOFLEX 102	MY3381/2	2019.05.28	2020.05.27

Note:
1. All equipments are calibrated every one year.
2. The test instruments marked with “X” are used to measure the final test results.
3. Test Software version : DEKRA Testing System V1.0.0.20

1.8. Uncertainty

Uncertainties have been calculated according to the DEKRA internal document, and is described in each test chapter of this report.

The reported expanded uncertainties are based on a standard uncertainty multiplied by a coverage factor of k=2, providing a level of confidence of approximately 95%.

Measurement uncertainties evaluated for each testing system and associated connections are given here to provide the system information for reference. Compliance determinations do not take into account measurement uncertainties for each testing system, but are based on the results of the compliance measurement.

2. Peak Power Output

2.1. Test Setup

2.2. Limits

The maximum peak power shall be less 1 Watt.

2.3. Test Procedure

The EUT was tested according to C63.10:2013 for compliance to FCC 47CFR 15.247 requirements. The maximum peak conducted output power using C63.10:2013 Section 11.9.1.3 PKPM1 Peak power meter method. The maximum average conducted output power using C63.10:2013 Section 11.9.2.3 Measurement using a power meter (PM). (Measurement using a gated RF average-reading power meter).

2.4. Uncertainty

±0.86 dB

2.5. Test Result of Peak Power Output

Product : Intel® Wireless-AC 9560
Test Item : Peak Power Output
Test Date : 2019/12/03
Test Mode : Mode 1 SISO A: Transmit (802.11b_1Mbps)

Channel No	Frequency (MHz)	Average Power For different Data Rate (Mbps)				Peak Power	Required Limit	Result
		1	2	5.5	11	1		
		Measurement Level (dBm)						
01	2412	17.1	--	--	--	18.86	<30dBm	Pass
07	2442	20.73	20.69	20.63	20.56	21.96	<30dBm	Pass
11	2462	15.98	--	--	--	17.82	<30dBm	Pass
12	2467	10.74	--	--	--	12.83	<30dBm	Pass
13	2472	7.26	--	--	--	8.99	<30dBm	Pass

Product : Intel® Wireless-AC 9560
Test Item : Peak Power Output
Test Date : 2019/12/03
Test Mode : Mode 2 SISO A: Transmit (802.11g_6Mbps)

Channel No	Frequency (MHz)	Average Power For different Data Rate (Mbps)								Peak Power	Required Limit	Result
		6	9	12	18	24	36	48	54	6		
		Measurement Level (dBm)										
01	2412	16.75	--	--	--	--	--	--	--	21.54	<30dBm	Pass
07	2442	20.86	20.79	20.76	20.7	20.65	20.61	20.54	20.49	23.7	<30dBm	Pass
11	2462	16.56	--	--	--	--	--	--	--	21.54	<30dBm	Pass
12	2467	13.56	--	--	--	--	--	--	--	18.77	<30dBm	Pass
13	2472	-5.97	--	--	--	--	--	--	--	-0.63	<30dBm	Pass

Product : Intel® Wireless-AC 9560
Test Item : Peak Power Output
Test Date : 2019/12/03
Test Mode : Mode 3 SISO A: Transmit (802.11n-20BW_7.2Mbps)

Channel No	Frequency (MHz)	Average Power For different Data Rate (Mbps)								Peak Power	Required Limit	Result
		7.2	14.4	21.7	28.9	43.3	57.8	65	72.2	7.2		
		Measurement Level (dBm)										
01	2412	16.38	--	--	--	--	--	--	--	21.5	<30dBm	Pass
07	2442	20.78	20.75	20.68	20.61	20.55	20.5	20.46	20.41	23.62	<30dBm	Pass
11	2462	16.37	--	--	--	--	--	--	--	21.56	<30dBm	Pass
12	2467	13.62	--	--	--	--	--	--	--	18.99	<30dBm	Pass
13	2472	-6.13	--	--	--	--	--	--	--	-0.68	<30dBm	Pass

Product : Intel® Wireless-AC 9560
Test Item : Peak Power Output
Test Date : 2019/12/03
Test Mode : Mode 4 SISO A: Transmit (802.11n-40BW_15Mbps)

Channel No	Frequency (MHz)	Average Power For different Data Rate (Mbps)								Peak Power	Required Limit	Result
		15	30	45	60	90	120	135	150	15		
		Measurement Level (dBm)										
03	2422	15.02	--	--	--	--	--	--	--	20.81	<30dBm	Pass
07	2442	15.84	15.81	15.76	15.71	15.66	15.61	15.55	15.49	21.59	<30dBm	Pass
09	2452	14.27	--	--	--	--	--	--	--	20.26	<30dBm	Pass
10	2457	10.82	--	--	--	--	--	--	--	17.86	<30dBm	Pass
11	2462	3.84	--	--	--	--	--	--	--	12.59	<30dBm	Pass

Product : Intel® Wireless-AC 9560
Test Item : Peak Power Output
Test Date : 2019/12/03
Test Mode : Mode 5 SISO B: Transmit (802.11b_1Mbps)

Channel No	Frequency (MHz)	Average Power For different Data Rate (Mbps)				Peak Power	Required Limit	Result
		1	2	5.5	11	1		
		Measurement Level (dBm)						
01	2412	18.57	--	--	--	20.34	<30dBm	Pass
07	2442	20.83	20.77	20.72	20.66	22.2	<30dBm	Pass
11	2462	19.33	--	--	--	21.13	<30dBm	Pass
12	2467	13.83	--	--	--	15.82	<30dBm	Pass
13	2472	12.38	--	--	--	14.42	<30dBm	Pass

Product : Intel® Wireless-AC 9560
Test Item : Peak Power Output
Test Date : 2019/12/03
Test Mode : Mode 6 SISO B: Transmit (802.11g_6Mbps)

Channel No	Frequency (MHz)	Average Power For different Data Rate (Mbps)								Peak Power	Required Limit	Result
		6	9	12	18	24	36	48	54	6		
		Measurement Level (dBm)										
01	2412	16.91	--	--	--	--	--	--	--	21.27	<30dBm	Pass
07	2442	20.75	20.68	20.64	20.6	20.55	20.52	20.47	20.43	23.54	<30dBm	Pass
11	2462	16.83	--	--	--	--	--	--	--	21.86	<30dBm	Pass
12	2467	13.13	--	--	--	--	--	--	--	18.41	<30dBm	Pass
13	2472	-6.24	--	--	--	--	--	--	--	-1.02	<30dBm	Pass

Product : Intel® Wireless-AC 9560
Test Item : Peak Power Output
Test Date : 2019/12/03
Test Mode : Mode 7 SISO B: Transmit (802.11n-20BW_7.2Mbps)

Channel No	Frequency (MHz)	Average Power For different Data Rate (Mbps)								Peak Power	Required Limit	Result
		7.2	14.4	21.7	28.9	43.3	57.8	65	72.2	7.2		
		Measurement Level (dBm)										
01	2412	16.26	--	--	--	--	--	--	--	21.41	<30dBm	Pass
07	2442	20.77	20.7	20.66	20.6	20.53	20.48	20.44	20.4	23.78	<30dBm	Pass
11	2462	16.38	--	--	--	--	--	--	--	21.83	<30dBm	Pass
12	2467	12.97	--	--	--	--	--	--	--	18.51	<30dBm	Pass
13	2472	-6.43	--	--	--	--	--	--	--	-0.82	<30dBm	Pass

Product : Intel® Wireless-AC 9560
Test Item : Peak Power Output
Test Date : 2019/12/03
Test Mode : Mode 8 SISO B: Transmit (802.11n-40BW_15Mbps)

Channel No	Frequency (MHz)	Average Power For different Data Rate (Mbps)								Peak Power	Required Limit	Result
		15	30	45	60	90	120	135	150	15		
		Measurement Level (dBm)										
03	2422	14.72	--	--	--	--	--	--	--	20.43	<30dBm	Pass
07	2442	15.79	15.73	15.67	15.63	15.58	15.52	15.48	15.44	21.6	<30dBm	Pass
09	2452	14.28	--	--	--	--	--	--	--	20.28	<30dBm	Pass
10	2457	10.28	--	--	--	--	--	--	--	17.6	<30dBm	Pass
11	2462	3.47	--	--	--	--	--	--	--	11.92	<30dBm	Pass

Product : Intel® Wireless-AC 9560
Test Item : Peak Power Output
Test Date : 2019/12/03
Test Mode : Mode 9 MIMO: Transmit (802.11n-20BW_14.4Mbps)

Chain A

Channel No	Frequency (MHz)	Average Power For different Data Rate (Mbps)								Peak Power	Required Limit	Result
		14.4	28.9	43.3	57.8	86.7	115.6	130	144.4	14.4		
		Measurement Level (dBm)										
01	2412	15.64	--	--	--	--	--	--	--	20.81	<30dBm	Pass
07	2442	17.32	17.28	17.22	17.18	17.12	17.08	17.01	16.96	22.06	<30dBm	Pass
11	2462	15.43	--	--	--	--	--	--	--	21.11	<30dBm	Pass
12	2467	12.55	--	--	--	--	--	--	--	18.16	<30dBm	Pass
13	2472	-8.13	--	--	--	--	--	--	--	-2.54	<30dBm	Pass

Chain B

Channel No	Frequency (MHz)	Average Power For different Data Rate (Mbps)								Peak Power	Required Limit	Result
		14.4	28.9	43.3	57.8	86.7	115.6	130	144.4	14.4		
		Measurement Level (dBm)										
01	2412	15.33	--	--	--	--	--	--	--	20.41	<30dBm	Pass
07	2442	16.92	16.89	16.82	16.76	16.7	16.67	16.61	16.54	21.93	<30dBm	Pass
11	2462	15.92	--	--	--	--	--	--	--	21.45	<30dBm	Pass
12	2467	12.53	--	--	--	--	--	--	--	18.01	<30dBm	Pass
13	2472	-8.46	--	--	--	--	--	--	--	-2.78	<30dBm	Pass

Chain A+B

Channel	Frequency (MHz)	Data Rata (Mbps)	Chain A Power (dBm)	Chain B Power (dBm)	Peak Power Output (dBm)	Limit (dBm)	Result
01	2412	14.4	20.81	20.41	23.62	<30dBm	Pass
07	2442	14.4	22.06	21.93	25.01	<30dBm	Pass
11	2462	14.4	21.11	21.45	24.29	<30dBm	Pass
12	2467	14.4	18.16	18.01	21.10	<30dBm	Pass
13	2472	14.4	-2.54	-2.78	0.35	<30dBm	Pass

Note: Peak Power Output Value (dBm) = 10*LOG (Chain A (mW)+ Chain B (mW))

Product : Intel® Wireless-AC 9560
Test Item : Peak Power Output
Test Date : 2019/12/03
Test Mode : Mode 10 MIMO: Transmit (802.11n-40BW_30Mbps)

Chain A

Channel No	Frequency (MHz)	Average Power For different Data Rate (Mbps)								Peak Power	Required Limit	Result
		30	60	90	120	180	240	270	300	30		
		Measurement Level (dBm)										
03	2422	13.88	--	--	--	--	--	--	--	20.41	<30dBm	Pass
07	2442	14.34	14.31	14.25	14.21	14.14	14.1	14.04	14	20.42	<30dBm	Pass
09	2452	13.75	--	--	--	--	--	--	--	19.68	<30dBm	Pass
10	2457	9.19	--	--	--	--	--	--	--	17.01	<30dBm	Pass
11	2462	1.78	--	--	--	--	--	--	--	10.22	<30dBm	Pass

Chain B

Channel No	Frequency (MHz)	Average Power For different Data Rate (Mbps)								Peak Power	Required Limit	Result
		30	60	90	120	180	240	270	300	30		
		Measurement Level (dBm)										
03	2422	13.28	--	--	--	--	--	--	--	19.17	<30dBm	Pass
07	2442	13.88	13.81	13.76	13.72	13.65	13.61	13.58	13.51	19.98	<30dBm	Pass
09	2452	13.67	--	--	--	--	--	--	--	19.71	<30dBm	Pass
10	2457	8.54	--	--	--	--	--	--	--	16.3	<30dBm	Pass
11	2462	2.12	--	--	--	--	--	--	--	10.54	<30dBm	Pass

Chain A+B

Channel	Frequency (MHz)	Data Rata (Mbps)	Chain A Power (dBm)	Chain B Power (dBm)	Peak Power Output (dBm)	Limit (dBm)	Result
03	2422	30	20.41	19.17	22.84	<30dBm	Pass
07	2442	30	20.42	19.98	23.22	<30dBm	Pass
09	2452	30	19.68	19.71	22.71	<30dBm	Pass
10	2457	30	17.01	16.30	19.68	<30dBm	Pass
11	2462	30	10.22	10.54	13.39	<30dBm	Pass

Note: Peak Power Output Value (dBm) = 10*LOG (Chain A (mW)+ Chain B (mW))

3. Radiated Emission

3.1. Test Setup

Radiated Emission Under 30MHz

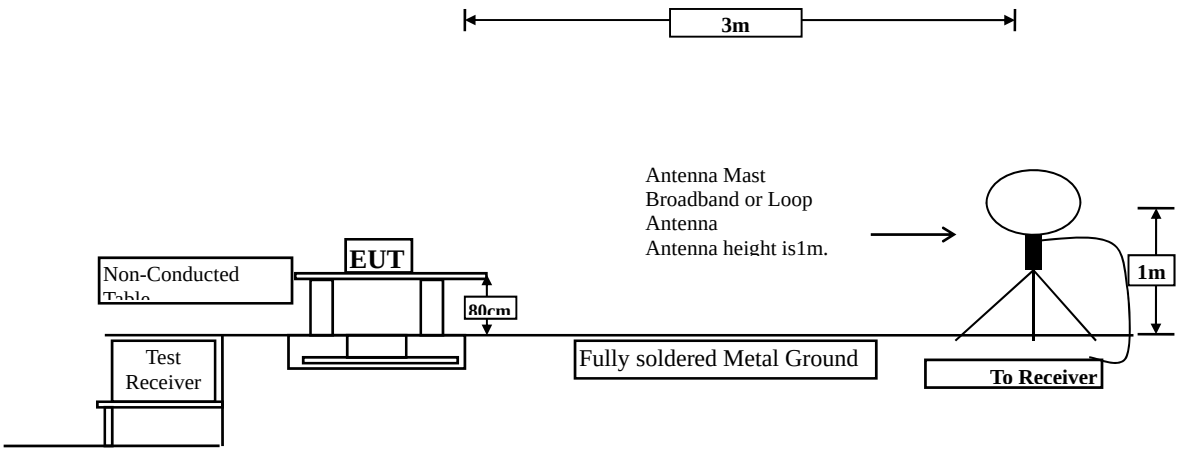

Radiated Emission Below 1GHz

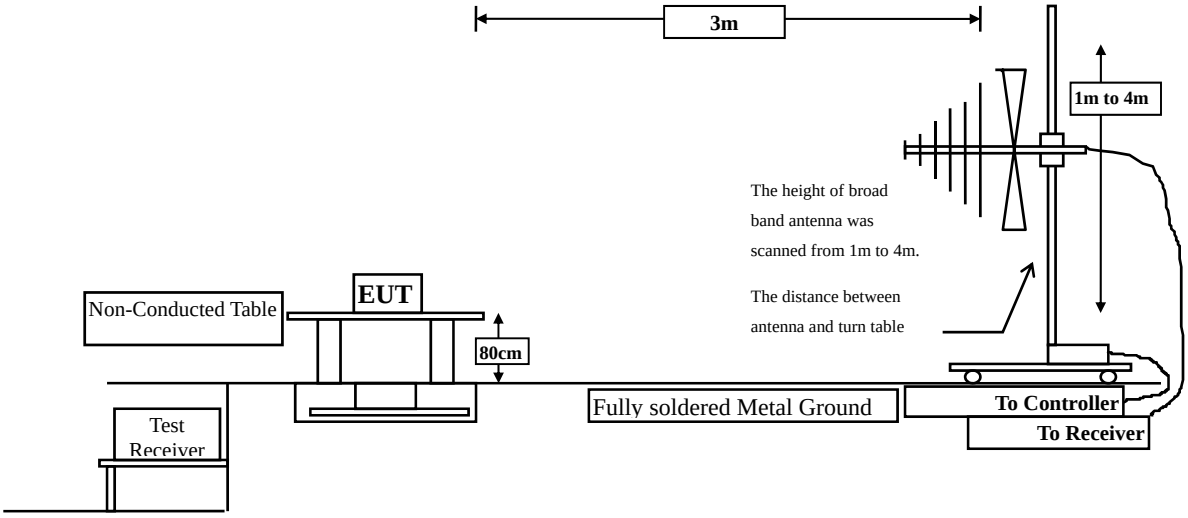

Radiated Emission Above 1GHz

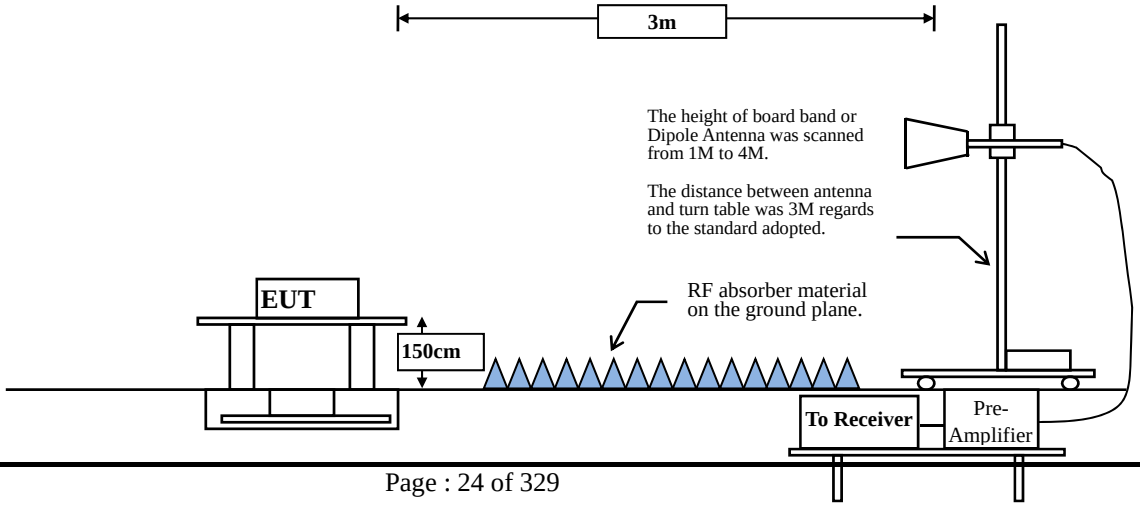

3.2. Limits

➢ **General Radiated Emission Limits**

Emissions radiated outside of the specified frequency bands, except for harmonics, shall be attenuated by at least 20dB below the level of the fundamental or to the general radiated emission limits in paragraph 15.209, whichever is the lesser attenuation.

FCC Part 15 Subpart C Paragraph 15.209 Limits		
Frequency MHz	Field strength (microvolts/meter)	Measurement distance (meter)
0.009-0.490	2400/F(kHz)	300
0.490-1.705	24000/F(kHz)	30
1.705-30	30	30
30-88	100	3
88-216	150	3
216-960	200	3
Above 960	500	3

Remarks:
1. RF Voltage (dBμV) = 20 log RF Voltage (uV)
2. In the Above Table, the tighter limit applies at the band edges.
3. Distance refers to the distance in meters between the measuring instrument antenna and the closed point of any part of the device or system.

3.3. Test Procedure

The EUT was setup according to ANSI C63.10: 2013 and tested according to C63.10:2013 Section 11.12.1 for compliance to FCC 47CFR 15.247 requirements.

Measuring the frequency range below 1GHz, the EUT is placed on a turn table which is 0.8 meter above ground,when measuring the frequency range above 1GHz, the EUT is placed on a turn table which is 1.5 meter above ground.

The turn table is rotated 360 degrees to determine the position of the maximum emission level.

The EUT was positioned such that the distance from antenna to the EUT was 3 meters.

The antenna is scanned between 1 meter and 4 meters to find out the maximum emission level. This is repeated for both horizontal and vertical polarization of the antenna. In order to find the maximum emission, all of the interface cables were manipulated according to ANSI C63.10: 2013 on radiated measurement.

The resolution bandwidth below 30MHz setting on the field strength meter is 9kHz and 30MHz~1GHz is 120kHz and above 1GHz is 1MHz.

Radiated emission measurements below 30MHz are made using Loop Antenna and 30MHz~1GHz are made using broadband Bilog antenna and above 1GHz are made using Horn Antennas.

The measurement is divided into the Preliminary Measurement and the Final Measurement.

The suspected frequencies are searched for in Preliminary Measurement with the measurement antenna kept pointed at the source of the emission both in azimuth and elevation, with the polarization of the antenna oriented for maximum response. The antenna is pointed at an angle towards the source of the emission, and the EUT is rotated in both height and polarization to maximize the measured emission. The emission is kept within the illumination area of the 3 dB bandwidth of the antenna.

The measurement frequency range form 9kHz - 10th Harmonic of fundamental was investigated.

RBW and VBW Parameter setting:

According to C63.10 Section 11.12.2.4 Peak measurement procedure.
RBW = as specified in Table 1.
VBW ≥ 3 x RBW.

Table 1 —RBW as a function of frequency

Frequency	RBW
9-150 kHz	200-300 Hz
0.15-30 MHz	9-10 kHz
30-1000 MHz	100-120 kHz
> 1000 MHz	1 MHz

According to C63.10 Section 11.12.2.5 Average measurement procedure.
RBW = 1MHz.
VBW = 10Hz, when duty cycle ≥ 98 %
VBW ≥ 1/T, when duty cycle < 98 %
(T refers to the minimum transmission duration over which the transmitter is on and is transmitting at its maximum power control level for the tested mode of operation.)

SISO A

2.4GHz band	Duty Cycle (%)	T (ms)	1/T (Hz)	VBW (Hz)
802.11b	99.60	12.4500	80	10
802.11g	99.04	2.0700	483	10
802.11n20	99.46	37.1700	27	10
802.11n40	99.45	17.9700	56	10

Note: Duty Cycle Refer to Section 5

SISO B

2.4GHz band	Duty Cycle (%)	T (ms)	1/T (Hz)	VBW (Hz)
802.11b	99.30	12.3913	81	10
802.11g	98.61	2.0580	486	10
802.11n20	99.47	37.2000	27	10
802.11n40	99.45	17.9500	56	10

Note: Duty Cycle Refer to Section 5

MIMO

2.4GHz band	Duty Cycle (%)	T (ms)	1/T (Hz)	VBW (Hz)
802.11n20	99.46	18.6522	54	10
802.11n40	99.68	9.0145	111	10

Note: Duty Cycle Refer to Section 5

3.4. Uncertainty

Horizontal polarization：

30-300MHz: ±4.08dB；300M-1GHz: ±3.86dB；1-18GHz: ±3.77dB；18-40GHz: ±3.98dB

Vertical polarization：

30-300MHz: ±4.81dB；300M-1GHz: ±3.87dB；1-18GHz：±3.83dB；18-40GHz: ±3.98dB

3.5. Test Result of Radiated Emission

Product : Intel® Wireless-AC 9560
Test Item : Harmonic Radiated Emission Data
Test Mode : Mode 1 SISO A: Transmit (802.11b_1Mbps) (2412MHz)
Test Date : 2019/12/05

Horizontal

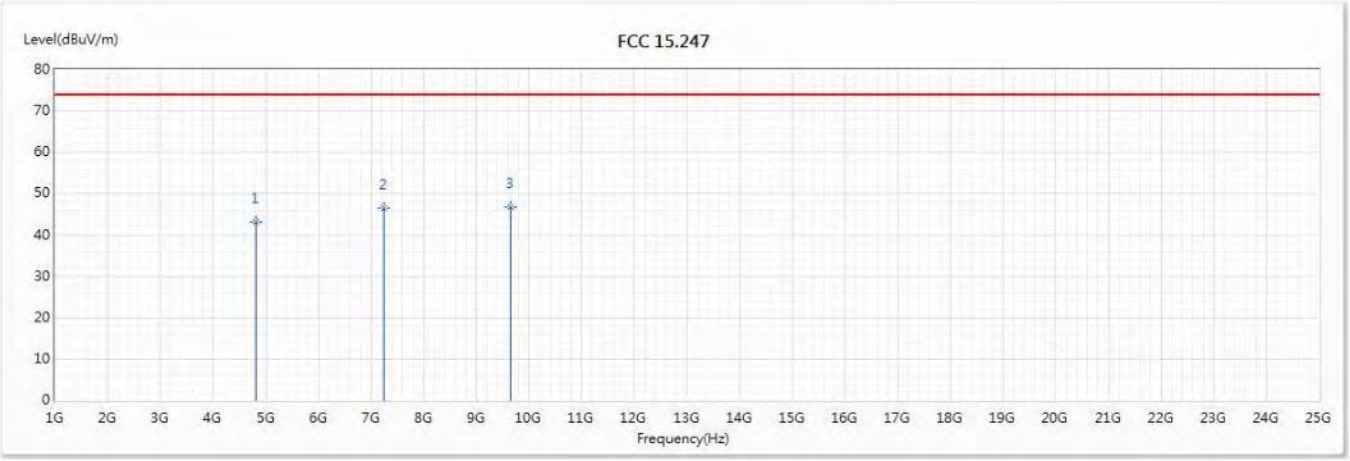

No	Frequency (MHz)	Emission Level (dBuV/m)	Limit (dBuV/m)	Margin (dB)	Reading Level (dBuV)	Correct Factor (dB/m)	Detector Type
1	4824	43.11	74.00	-30.89	47.32	-4.21	PK
2	7236	46.46	74.00	-27.54	47.21	-0.75	PK
* 3	9648	46.81	74.00	-27.19	45.17	1.64	PK

Note:

1. All Readings below 1GHz are Quasi-Peak, above 1GHz are performed with peak and/or average measurements as necessary.
2. Measurement Level = Reading Level + Correct Factor.
3. Correct Factor = Antenna factor + Cable loss –Amplifier gain.
4. The average measurement was not performed when the peak measured data under the limit of average detection.
5. The emission levels of other frequencies are very lower than the limit and not show in test report.

Product	:	Intel® Wireless-AC 9560
Test Item	:	Harmonic Radiated Emission Data
Test Mode	:	Mode 1 SISO A: Transmit (802.11b_1Mbps) (2412MHz)
Test Date	:	2019/12/05

Vertical

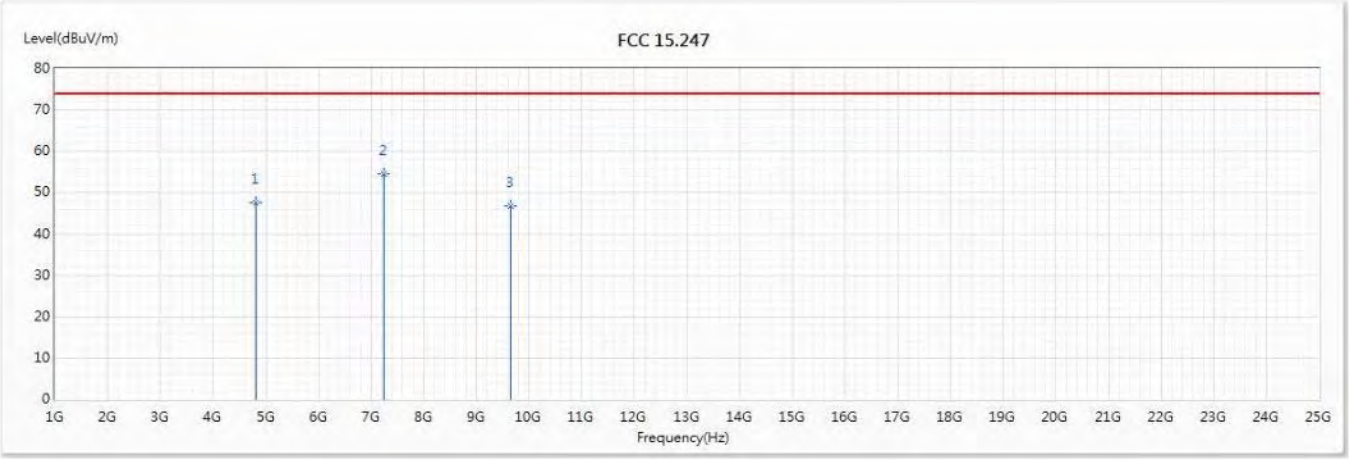

No	Frequency (MHz)	Emission Level (dBuV/m)	Limit (dBuV/m)	Margin (dB)	Reading Level (dBuV)	Correct Factor (dB/m)	Detector Type
1	4824	47.75	74.00	-26.25	51.96	-4.21	PK
* 2	7236	54.46	74.00	-19.54	55.21	-0.75	PK
3	9648	46.81	74.00	-27.19	45.17	1.64	PK

Note:

1. All Readings below 1GHz are Quasi-Peak, above 1GHz are performed with peak and/or average measurements as necessary.
2. Measurement Level = Reading Level + Correct Factor.
3. Correct Factor = Antenna factor + Cable loss –Amplifier gain.
4. The average measurement was not performed when the peak measured data under the limit of average detection.
5. The emission levels of other frequencies are very lower than the limit and not show in test report.

Product	:	Intel® Wireless-AC 9560
Test Item	:	Harmonic Radiated Emission Data
Test Mode	:	Mode 1 SISO A: Transmit (802.11b_1Mbps) (2412MHz)
Test Date	:	2019/12/06

Vertical

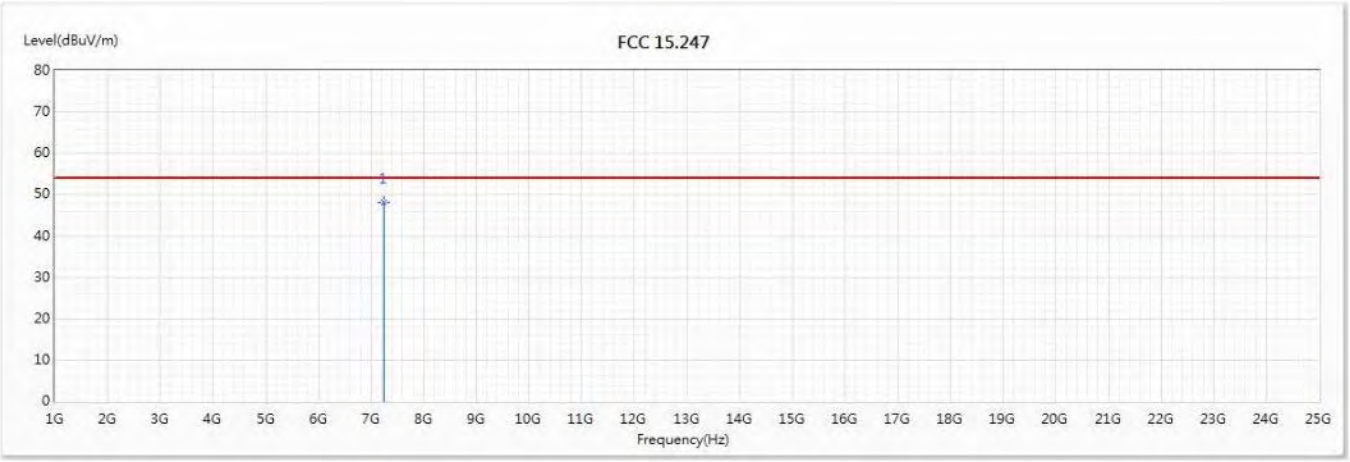

No	Frequency (MHz)	Emission Level (dBuV/m)	Limit (dBuV/m)	Margin (dB)	Reading Level (dBuV)	Correct Factor (dB/m)	Detector Type
* 1	7236	48.06	54.00	-5.94	48.81	-0.75	AV

Note:

1. All Readings below 1GHz are Quasi-Peak, above 1GHz are performed with peak and/or average measurements as necessary.
2. Measurement Level = Reading Level + Correct Factor.
3. Correct Factor = Antenna factor + Cable loss –Amplifier gain.
4. The average measurement was not performed when the peak measured data under the limit of average detection.
5. The emission levels of other frequencies are very lower than the limit and not show in test report.

Product	:	Intel® Wireless-AC 9560
Test Item	:	Harmonic Radiated Emission Data
Test Mode	:	Mode 1 SISO A: Transmit (802.11b_1Mbps) (2442MHz)
Test Date	:	2019/12/06

Horizontal

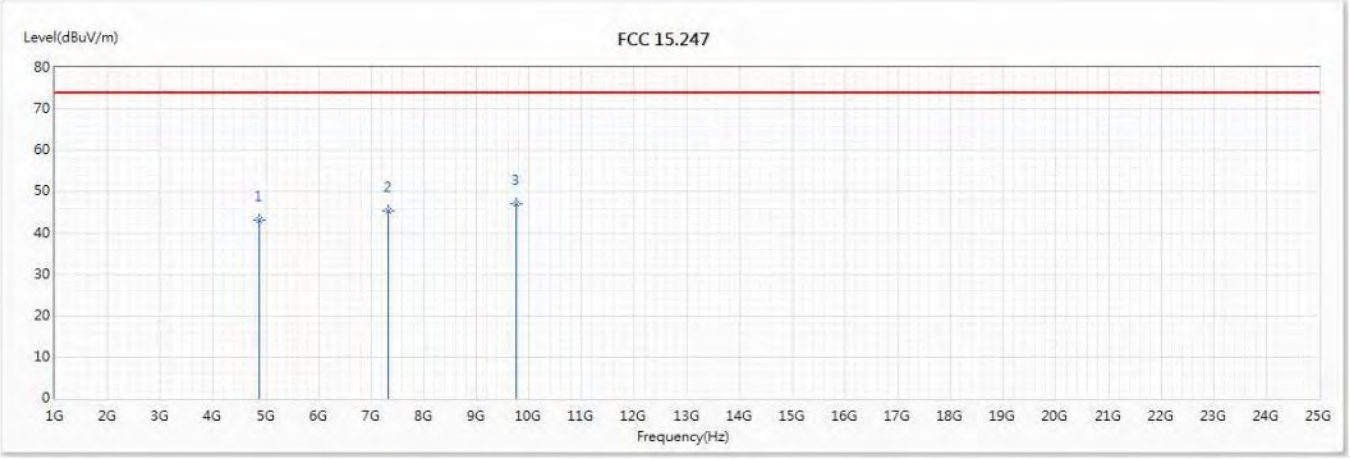

No	Frequency (MHz)	Emission Level (dBuV/m)	Limit (dBuV/m)	Margin (dB)	Reading Level (dBuV)	Correct Factor (dB/m)	Detector Type
1	4884	43.22	74.00	-30.78	47.60	-4.38	PK
2	7326	45.46	74.00	-28.54	46.24	-0.78	PK
* 3	9768	47.04	74.00	-26.96	44.99	2.05	PK

Note:

1. All Readings below 1GHz are Quasi-Peak, above 1GHz are performed with peak and/or average measurements as necessary.
2. Measurement Level = Reading Level + Correct Factor.
3. Correct Factor = Antenna factor + Cable loss –Amplifier gain.
4. The average measurement was not performed when the peak measured data under the limit of average detection.
5. The emission levels of other frequencies are very lower than the limit and not show in test report.

Product	:	Intel® Wireless-AC 9560
Test Item	:	Harmonic Radiated Emission Data
Test Mode	:	Mode 1 SISO A: Transmit (802.11b_1Mbps) (2442MHz)
Test Date	:	2019/12/06

Vertical

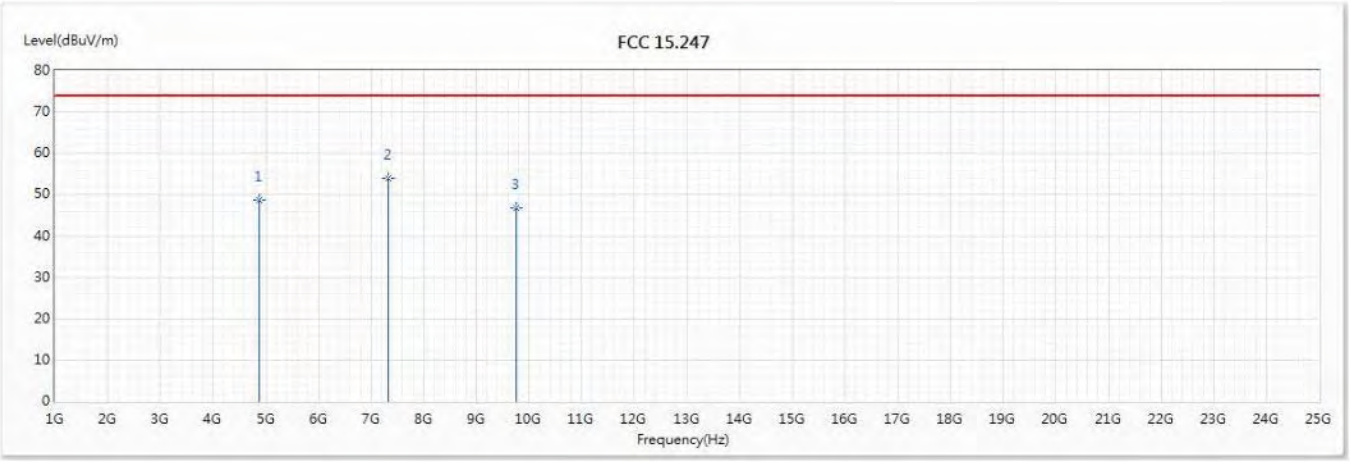

No	Frequency (MHz)	Emission Level (dBuV/m)	Limit (dBuV/m)	Margin (dB)	Reading Level (dBuV)	Correct Factor (dB/m)	Detector Type
1	4884	48.81	74.00	-25.19	53.19	-4.38	PK
* 2	7326	54.09	74.00	-19.91	54.87	-0.78	PK
3	9768	46.69	74.00	-27.31	44.64	2.05	PK

Note:

1. All Readings below 1GHz are Quasi-Peak, above 1GHz are performed with peak and/or average measurements as necessary.
2. Measurement Level = Reading Level + Correct Factor.
3. Correct Factor = Antenna factor + Cable loss –Amplifier gain.
4. The average measurement was not performed when the peak measured data under the limit of average detection.
5. The emission levels of other frequencies are very lower than the limit and not show in test report.

Product	:	Intel® Wireless-AC 9560
Test Item	:	Harmonic Radiated Emission Data
Test Mode	:	Mode 1 SISO A: Transmit (802.11b_1Mbps) (2442MHz)
Test Date	:	2019/12/06

Vertical

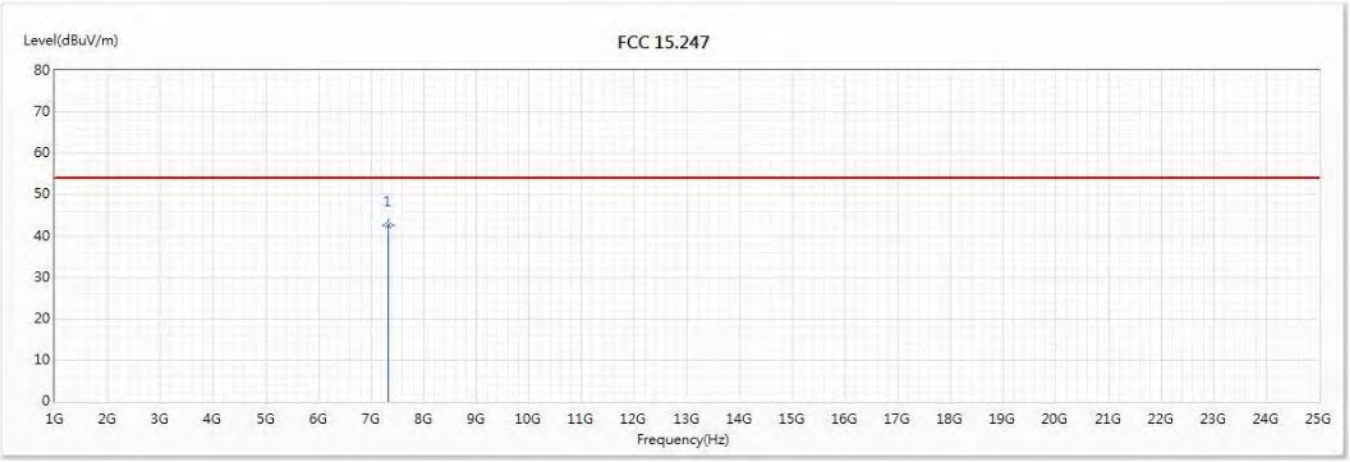

No	Frequency (MHz)	Emission Level (dBuV/m)	Limit (dBuV/m)	Margin (dB)	Reading Level (dBuV)	Correct Factor (dB/m)	Detector Type
* 1	7326	42.68	54.00	-11.32	43.46	-0.78	AV

Note:

1. All Readings below 1GHz are Quasi-Peak, above 1GHz are performed with peak and/or average measurements as necessary.
2. Measurement Level = Reading Level + Correct Factor.
3. Correct Factor = Antenna factor + Cable loss –Amplifier gain.
4. The average measurement was not performed when the peak measured data under the limit of average detection.
5. The emission levels of other frequencies are very lower than the limit and not show in test report.

Product	:	Intel® Wireless-AC 9560
Test Item	:	Harmonic Radiated Emission Data
Test Mode	:	Mode 1 SISO A: Transmit (802.11b_1Mbps) (2462MHz)
Test Date	:	2019/12/06

Horizontal

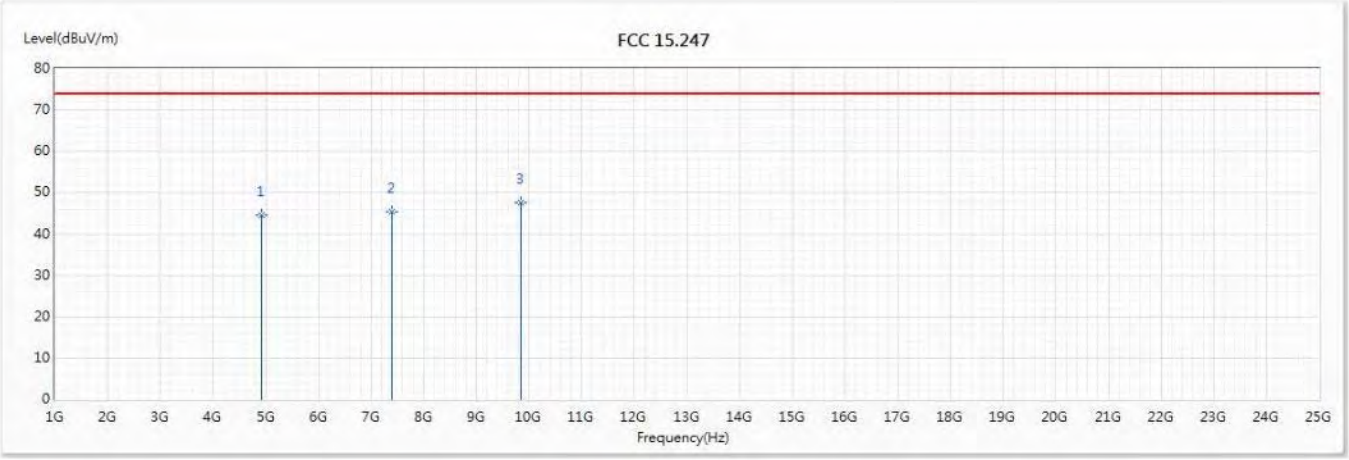

No	Frequency (MHz)	Emission Level (dBuV/m)	Limit (dBuV/m)	Margin (dB)	Reading Level (dBuV)	Correct Factor (dB/m)	Detector Type
1	4924	44.59	74.00	-29.41	48.81	-4.22	PK
2	7386	45.44	74.00	-28.56	46.14	-0.70	PK
* 3	9848	47.58	74.00	-26.42	45.41	2.17	PK

Note:

1. All Readings below 1GHz are Quasi-Peak, above 1GHz are performed with peak and/or average measurements as necessary.
2. Measurement Level = Reading Level + Correct Factor.
3. Correct Factor = Antenna factor + Cable loss –Amplifier gain.
4. The average measurement was not performed when the peak measured data under the limit of average detection.
5. The emission levels of other frequencies are very lower than the limit and not show in test report.

Product	:	Intel® Wireless-AC 9560
Test Item	:	Harmonic Radiated Emission Data
Test Mode	:	Mode 1 SISO A: Transmit (802.11b_1Mbps) (2462MHz)
Test Date	:	2019/12/06

Vertical

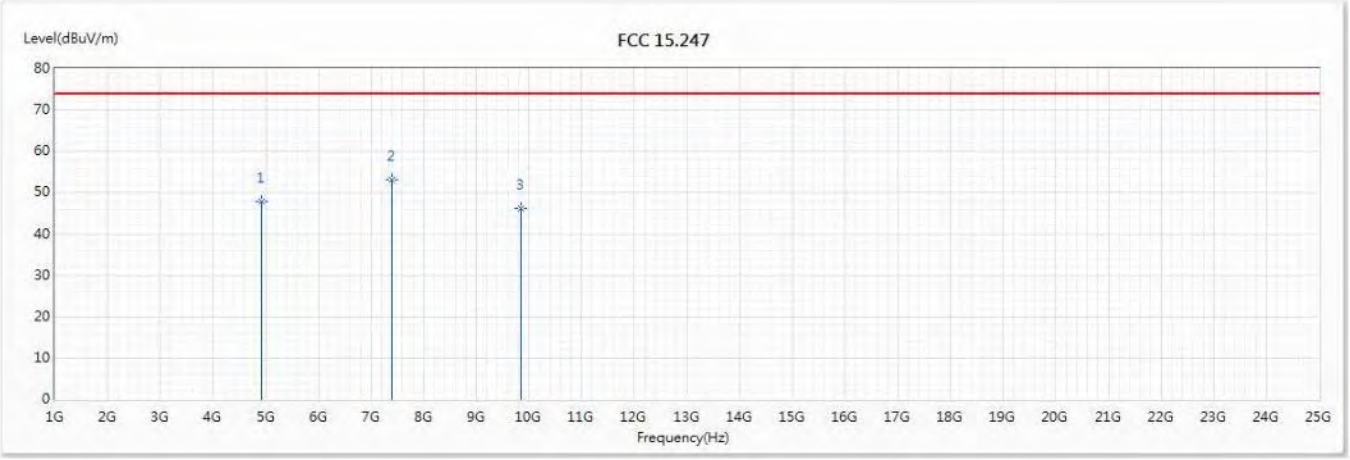

No	Frequency (MHz)	Emission Level (dBuV/m)	Limit (dBuV/m)	Margin (dB)	Reading Level (dBuV)	Correct Factor (dB/m)	Detector Type
1	4924	47.80	74.00	-26.20	52.02	-4.22	PK
* 2	7386	53.02	74.00	-20.98	53.72	-0.70	PK
3	9848	46.21	74.00	-27.79	44.04	2.17	PK

Note:

1. All Readings below 1GHz are Quasi-Peak, above 1GHz are performed with peak and/or average measurements as necessary.
2. Measurement Level = Reading Level + Correct Factor.
3. Correct Factor = Antenna factor + Cable loss –Amplifier gain.
4. The average measurement was not performed when the peak measured data under the limit of average detection.
5. The emission levels of other frequencies are very lower than the limit and not show in test report.

Product	:	Intel® Wireless-AC 9560
Test Item	:	Harmonic Radiated Emission Data
Test Mode	:	Mode 1 SISO A: Transmit (802.11b_1Mbps) (2467MHz)
Test Date	:	2019/12/06

Horizontal

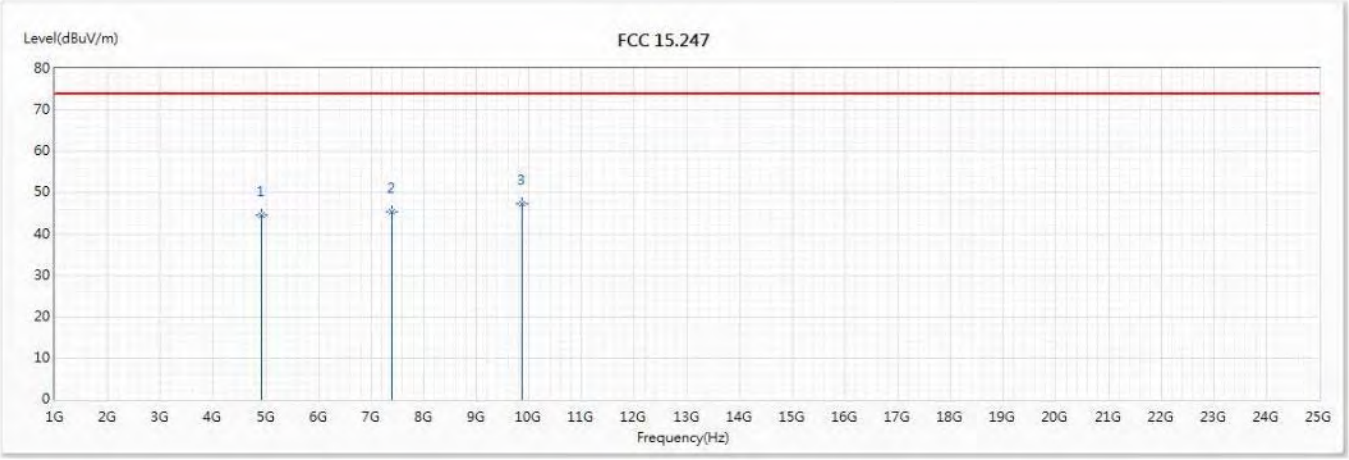

No	Frequency (MHz)	Emission Level (dBuV/m)	Limit (dBuV/m)	Margin (dB)	Reading Level (dBuV)	Correct Factor (dB/m)	Detector Type
1	4934	44.52	74.00	-29.48	48.66	-4.14	PK
2	7401	45.32	74.00	-28.68	46.01	-0.69	PK
* 3	9868	47.30	74.00	-26.70	44.91	2.39	PK

Note:

1. All Readings below 1GHz are Quasi-Peak, above 1GHz are performed with peak and/or average measurements as necessary.
2. Measurement Level = Reading Level + Correct Factor.
3. Correct Factor = Antenna factor + Cable loss –Amplifier gain.
4. The average measurement was not performed when the peak measured data under the limit of average detection.
5. The emission levels of other frequencies are very lower than the limit and not show in test report.

Product	:	Intel® Wireless-AC 9560
Test Item	:	Harmonic Radiated Emission Data
Test Mode	:	Mode 1 SISO A: Transmit (802.11b_1Mbps) (2467MHz)
Test Date	:	2019/12/06

Vertical

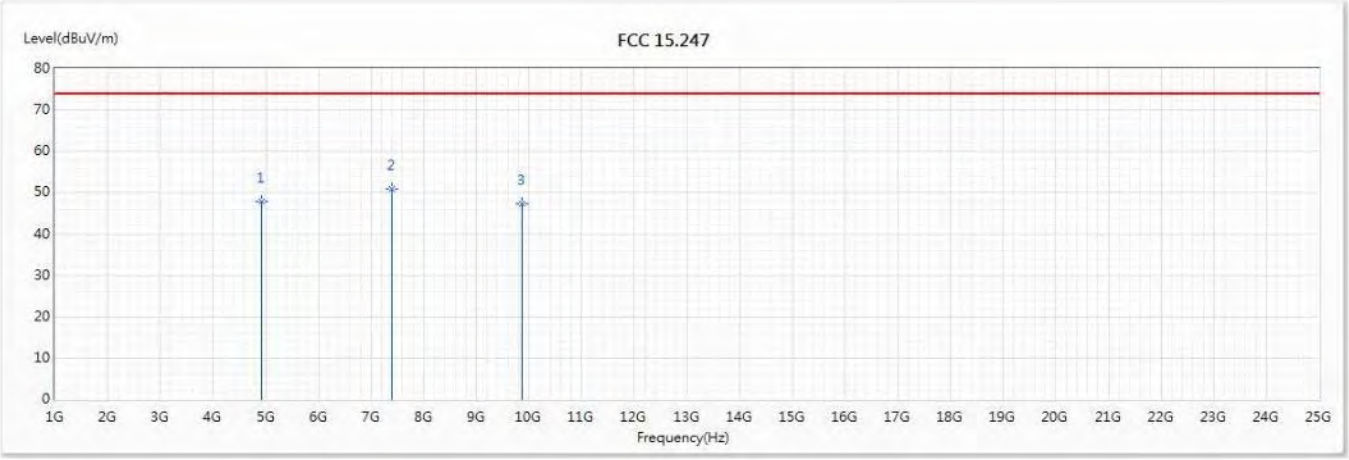

No	Frequency (MHz)	Emission Level (dBuV/m)	Limit (dBuV/m)	Margin (dB)	Reading Level (dBuV)	Correct Factor (dB/m)	Detector Type
1	4934	47.95	74.00	-26.05	52.09	-4.14	PK
* 2	7401	50.98	74.00	-23.02	51.67	-0.69	PK
3	9868	47.38	74.00	-26.62	44.99	2.39	PK

Note:

1. All Readings below 1GHz are Quasi-Peak, above 1GHz are performed with peak and/or average measurements as necessary.
2. Measurement Level = Reading Level + Correct Factor.
3. Correct Factor = Antenna factor + Cable loss –Amplifier gain.
4. The average measurement was not performed when the peak measured data under the limit of average detection.
5. The emission levels of other frequencies are very lower than the limit and not show in test report.

Product	:	Intel® Wireless-AC 9560
Test Item	:	Harmonic Radiated Emission Data
Test Mode	:	Mode 1 SISO A: Transmit (802.11b_1Mbps) (2472MHz)
Test Date	:	2019/12/06

Horizontal

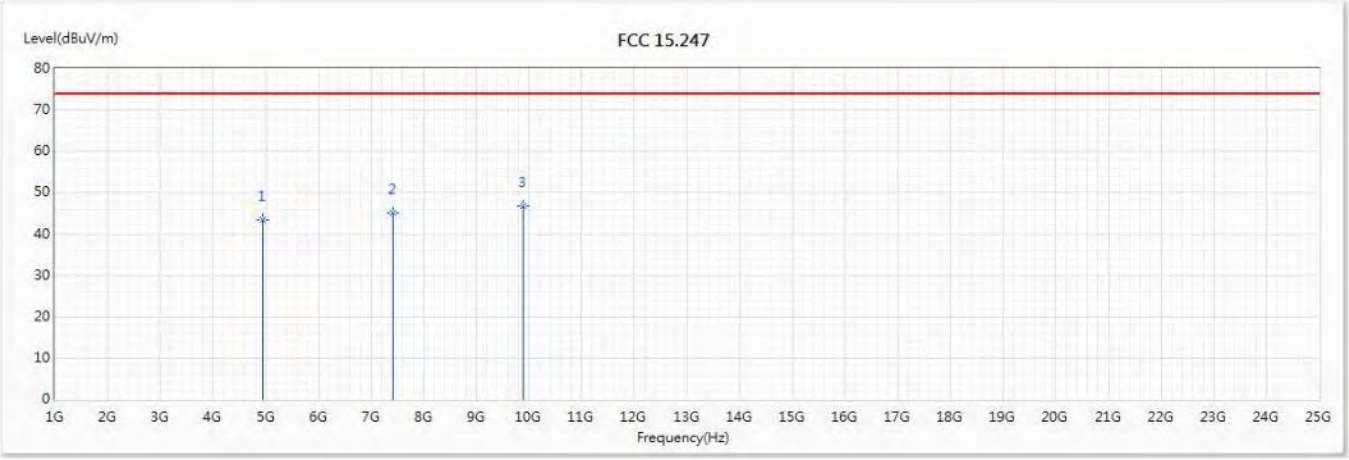

No	Frequency (MHz)	Emission Level (dBuV/m)	Limit (dBuV/m)	Margin (dB)	Reading Level (dBuV)	Correct Factor (dB/m)	Detector Type
1	4944	43.47	74.00	-30.53	47.59	-4.12	PK
2	7416	45.10	74.00	-28.90	45.86	-0.76	PK
* 3	9888	46.79	74.00	-27.21	44.37	2.42	PK

Note:

1. All Readings below 1GHz are Quasi-Peak, above 1GHz are performed with peak and/or average measurements as necessary.
2. Measurement Level = Reading Level + Correct Factor.
3. Correct Factor = Antenna factor + Cable loss –Amplifier gain.
4. The average measurement was not performed when the peak measured data under the limit of average detection.
5. The emission levels of other frequencies are very lower than the limit and not show in test report.

Product	:	Intel® Wireless-AC 9560
Test Item	:	Harmonic Radiated Emission Data
Test Mode	:	Mode 1 SISO A: Transmit (802.11b_1Mbps) (2472MHz)
Test Date	:	2019/12/06

Vertical

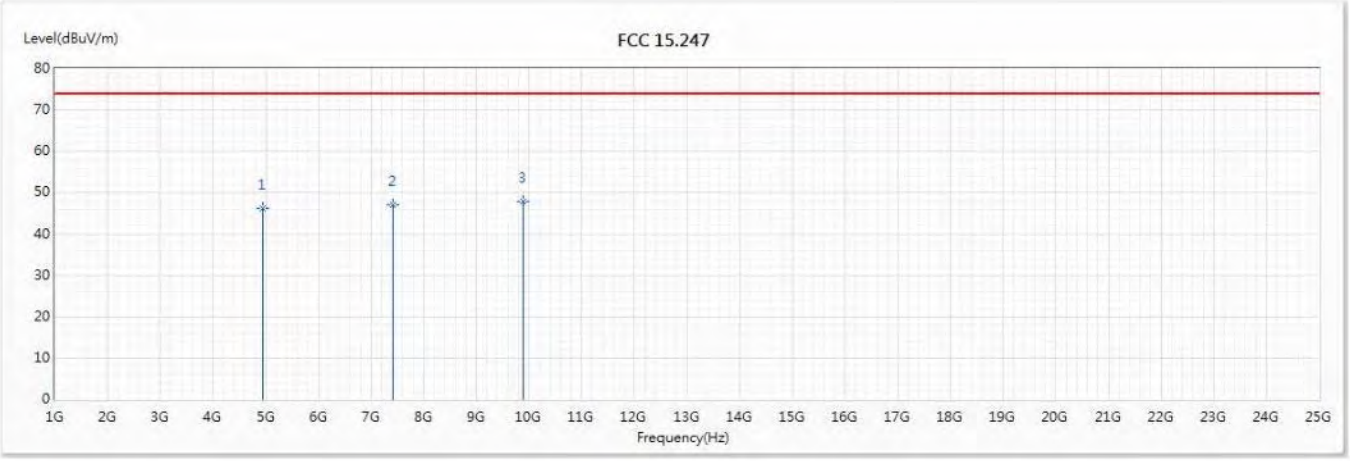

No	Frequency (MHz)	Emission Level (dBuV/m)	Limit (dBuV/m)	Margin (dB)	Reading Level (dBuV)	Correct Factor (dB/m)	Detector Type
1	4944	46.19	74.00	-27.81	50.31	-4.12	PK
2	7416	47.12	74.00	-26.88	47.88	-0.76	PK
* 3	9888	48.02	74.00	-25.98	45.60	2.42	PK

Note:

1. All Readings below 1GHz are Quasi-Peak, above 1GHz are performed with peak and/or average measurements as necessary.
2. Measurement Level = Reading Level + Correct Factor.
3. Correct Factor = Antenna factor + Cable loss –Amplifier gain.
4. The average measurement was not performed when the peak measured data under the limit of average detection.
5. The emission levels of other frequencies are very lower than the limit and not show in test report.

Product	:	Intel® Wireless-AC 9560
Test Item	:	Harmonic Radiated Emission Data
Test Mode	:	Mode 2 SISO A: Transmit (802.11g_6Mbps) (2412MHz)
Test Date	:	2019/12/06

Horizontal

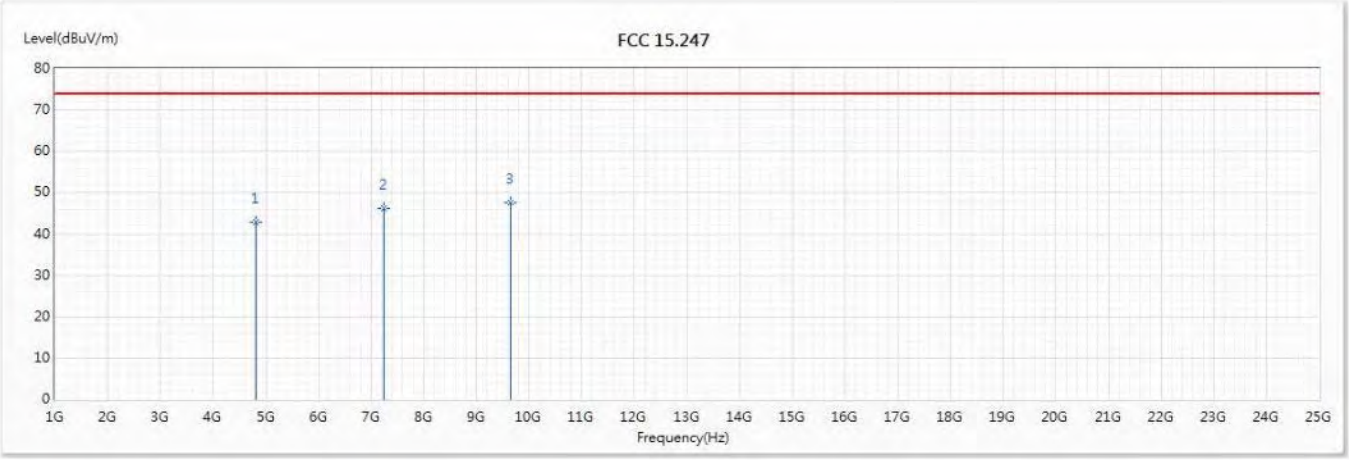

No	Frequency (MHz)	Emission Level (dBuV/m)	Limit (dBuV/m)	Margin (dB)	Reading Level (dBuV)	Correct Factor (dB/m)	Detector Type
1	4824	42.85	74.00	-31.15	47.06	-4.21	PK
2	7236	46.18	74.00	-27.82	46.93	-0.75	PK
* 3	9648	47.60	74.00	-26.40	45.96	1.64	PK

Note:

1. All Readings below 1GHz are Quasi-Peak, above 1GHz are performed with peak and/or average measurements as necessary.
2. Measurement Level = Reading Level + Correct Factor.
3. Correct Factor = Antenna factor + Cable loss –Amplifier gain.
4. The average measurement was not performed when the peak measured data under the limit of average detection.
5. The emission levels of other frequencies are very lower than the limit and not show in test report.

Product	:	Intel® Wireless-AC 9560
Test Item	:	Harmonic Radiated Emission Data
Test Mode	:	Mode 2 SISO A: Transmit (802.11g_6Mbps) (2412MHz)
Test Date	:	2019/12/06

Vertical

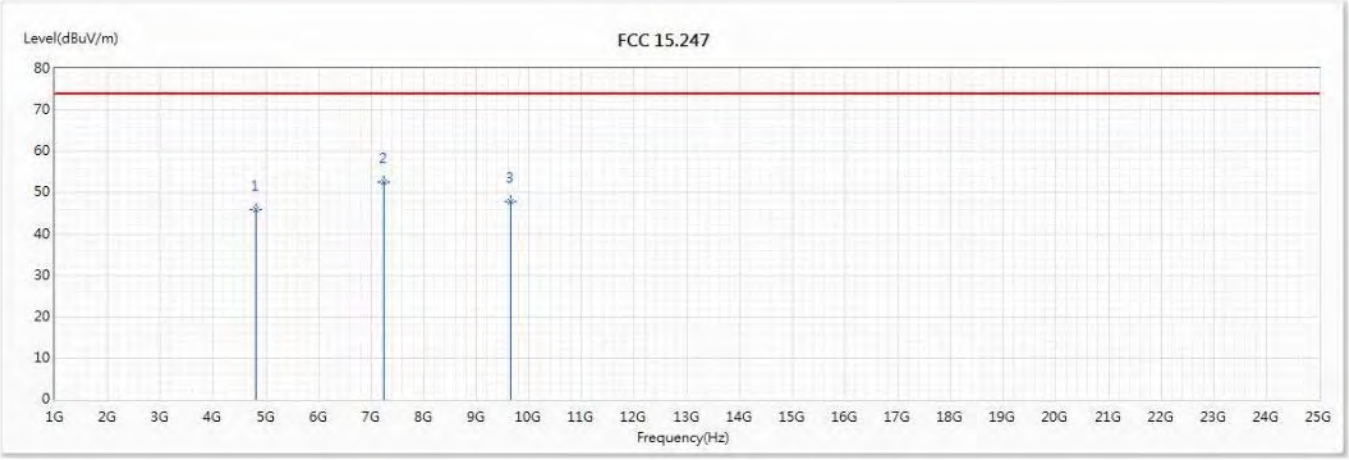

No	Frequency (MHz)	Emission Level (dBuV/m)	Limit (dBuV/m)	Margin (dB)	Reading Level (dBuV)	Correct Factor (dB/m)	Detector Type
1	4824	45.95	74.00	-28.05	50.16	-4.21	PK
* 2	7236	52.63	74.00	-21.37	53.38	-0.75	PK
3	9648	47.83	74.00	-26.17	46.19	1.64	PK

Note:

1. All Readings below 1GHz are Quasi-Peak, above 1GHz are performed with peak and/or average measurements as necessary.
2. Measurement Level = Reading Level + Correct Factor.
3. Correct Factor = Antenna factor + Cable loss –Amplifier gain.
4. The average measurement was not performed when the peak measured data under the limit of average detection.
5. The emission levels of other frequencies are very lower than the limit and not show in test report.

Product	:	Intel® Wireless-AC 9560
Test Item	:	Harmonic Radiated Emission Data
Test Mode	:	Mode 2 SISO A: Transmit (802.11g_6Mbps) (2442MHz)
Test Date	:	2019/12/06

Horizontal

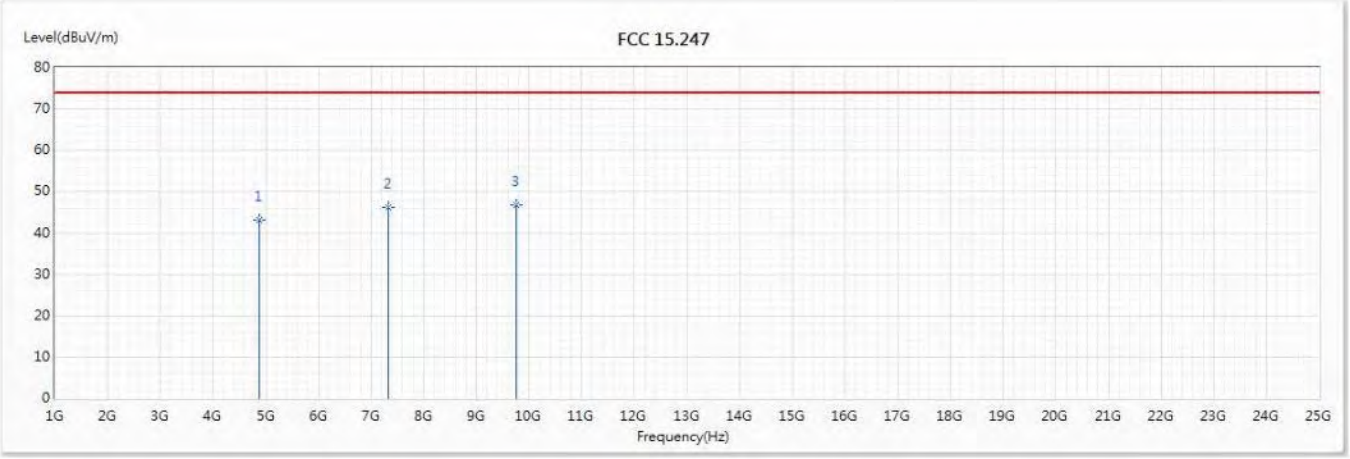

No	Frequency (MHz)	Emission Level (dBuV/m)	Limit (dBuV/m)	Margin (dB)	Reading Level (dBuV)	Correct Factor (dB/m)	Detector Type
1	4884	43.19	74.00	-30.81	47.57	-4.38	PK
2	7326	46.18	74.00	-27.82	46.96	-0.78	PK
* 3	9768	46.74	74.00	-27.26	44.69	2.05	PK

Note:

1. All Readings below 1GHz are Quasi-Peak, above 1GHz are performed with peak and/or average measurements as necessary.
2. Measurement Level = Reading Level + Correct Factor.
3. Correct Factor = Antenna factor + Cable loss –Amplifier gain.
4. The average measurement was not performed when the peak measured data under the limit of average detection.
5. The emission levels of other frequencies are very lower than the limit and not show in test report.

Product	:	Intel® Wireless-AC 9560
Test Item	:	Harmonic Radiated Emission Data
Test Mode	:	Mode 2 SISO A: Transmit (802.11g_6Mbps) (2442MHz)
Test Date	:	2019/12/06

Vertical

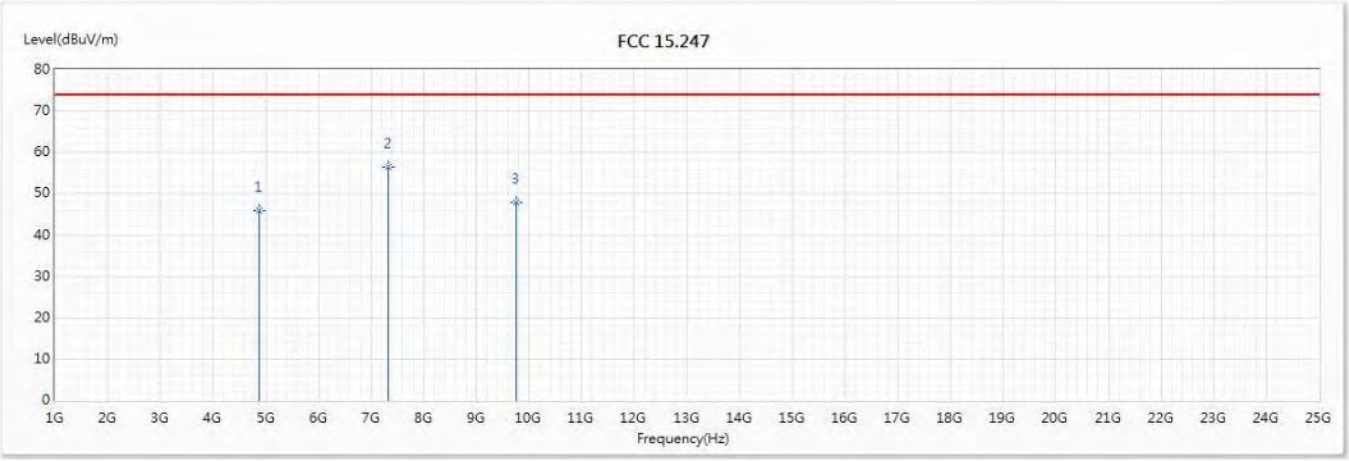

No	Frequency (MHz)	Emission Level (dBuV/m)	Limit (dBuV/m)	Margin (dB)	Reading Level (dBuV)	Correct Factor (dB/m)	Detector Type
1	4884	45.95	74.00	-28.05	50.33	-4.38	PK
* 2	7326	56.41	74.00	-17.59	57.19	-0.78	PK
3	9768	48.01	74.00	-25.99	45.96	2.05	PK

Note:

1. All Readings below 1GHz are Quasi-Peak, above 1GHz are performed with peak and/or average measurements as necessary.
2. Measurement Level = Reading Level + Correct Factor.
3. Correct Factor = Antenna factor + Cable loss –Amplifier gain.
4. The average measurement was not performed when the peak measured data under the limit of average detection.
5. The emission levels of other frequencies are very lower than the limit and not show in test report.

Product	:	Intel® Wireless-AC 9560
Test Item	:	Harmonic Radiated Emission Data
Test Mode	:	Mode 2 SISO A: Transmit (802.11g_6Mbps) (2442MHz)
Test Date	:	2019/12/06

Vertical

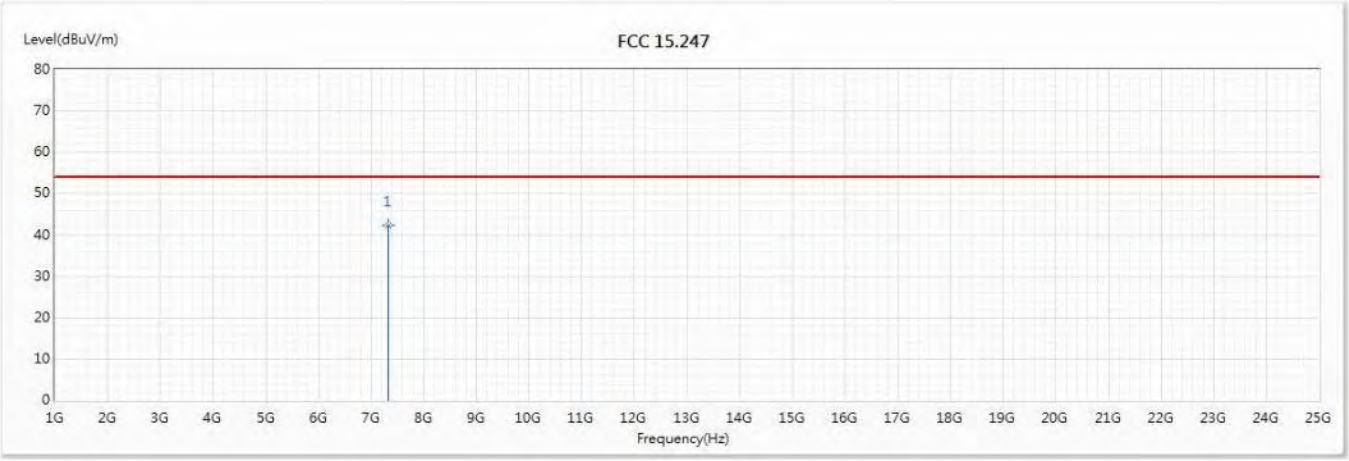

No	Frequency (MHz)	Emission Level (dBuV/m)	Limit (dBuV/m)	Margin (dB)	Reading Level (dBuV)	Correct Factor (dB/m)	Detector Type
* 1	7326	42.26	54.00	-11.74	43.04	-0.78	AV

Note:

1. All Readings below 1GHz are Quasi-Peak, above 1GHz are performed with peak and/or average measurements as necessary.
2. Measurement Level = Reading Level + Correct Factor.
3. Correct Factor = Antenna factor + Cable loss –Amplifier gain.
4. The average measurement was not performed when the peak measured data under the limit of average detection.
5. The emission levels of other frequencies are very lower than the limit and not show in test report.

Product	:	Intel® Wireless-AC 9560
Test Item	:	Harmonic Radiated Emission Data
Test Mode	:	Mode 2 SISO A: Transmit (802.11g_6Mbps) (2462MHz)
Test Date	:	2019/12/06

Horizontal

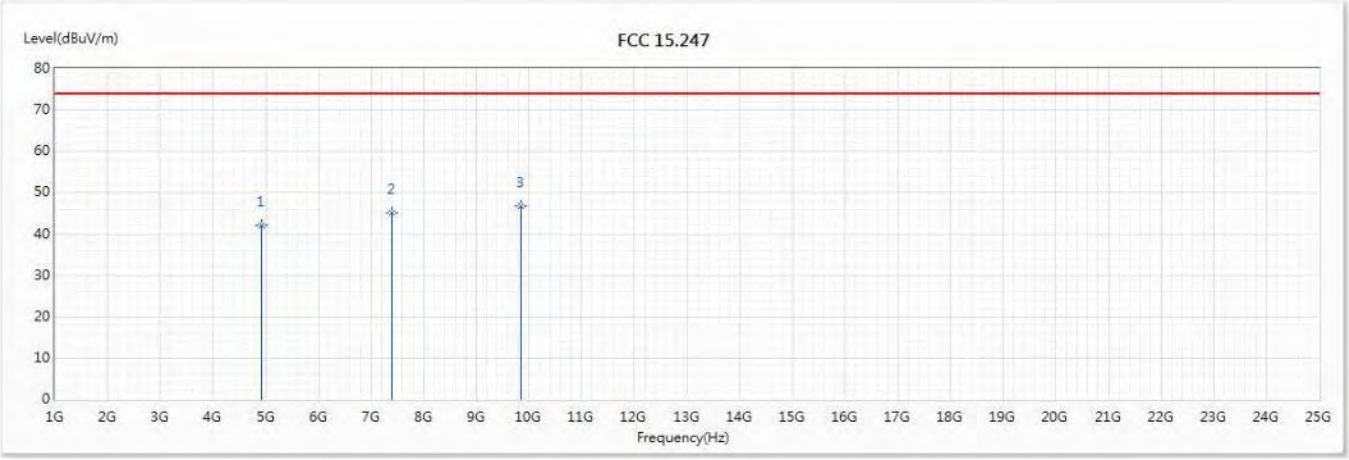

No	Frequency (MHz)	Emission Level (dBuV/m)	Limit (dBuV/m)	Margin (dB)	Reading Level (dBuV)	Correct Factor (dB/m)	Detector Type
1	4924	42.14	74.00	-31.86	46.36	-4.22	PK
2	7386	45.13	74.00	-28.87	45.83	-0.70	PK
* 3	9848	46.70	74.00	-27.30	44.53	2.17	PK

Note:

1. All Readings below 1GHz are Quasi-Peak, above 1GHz are performed with peak and/or average measurements as necessary.
2. Measurement Level = Reading Level + Correct Factor.
3. Correct Factor = Antenna factor + Cable loss –Amplifier gain.
4. The average measurement was not performed when the peak measured data under the limit of average detection.
5. The emission levels of other frequencies are very lower than the limit and not show in test report.

Product	:	Intel® Wireless-AC 9560
Test Item	:	Harmonic Radiated Emission Data
Test Mode	:	Mode 2 SISO A: Transmit (802.11g_6Mbps) (2462MHz)
Test Date	:	2019/12/06

Vertical

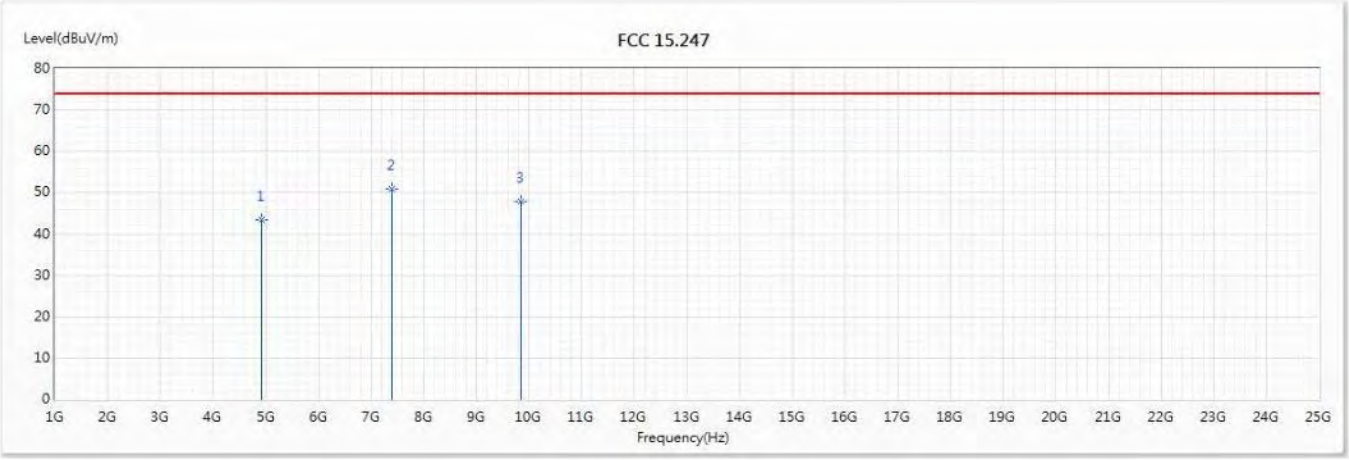

No	Frequency (MHz)	Emission Level (dBuV/m)	Limit (dBuV/m)	Margin (dB)	Reading Level (dBuV)	Correct Factor (dB/m)	Detector Type
1	4924	43.48	74.00	-30.52	47.70	-4.22	PK
* 2	7386	50.84	74.00	-23.16	51.54	-0.70	PK
3	9848	47.90	74.00	-26.10	45.73	2.17	PK

Note:

1. All Readings below 1GHz are Quasi-Peak, above 1GHz are performed with peak and/or average measurements as necessary.
2. Measurement Level = Reading Level + Correct Factor.
3. Correct Factor = Antenna factor + Cable loss –Amplifier gain.
4. The average measurement was not performed when the peak measured data under the limit of average detection.
5. The emission levels of other frequencies are very lower than the limit and not show in test report.

Product	:	Intel® Wireless-AC 9560
Test Item	:	Harmonic Radiated Emission Data
Test Mode	:	Mode 2 SISO A: Transmit (802.11g_6Mbps) (2467MHz)
Test Date	:	2019/12/06

Horizontal

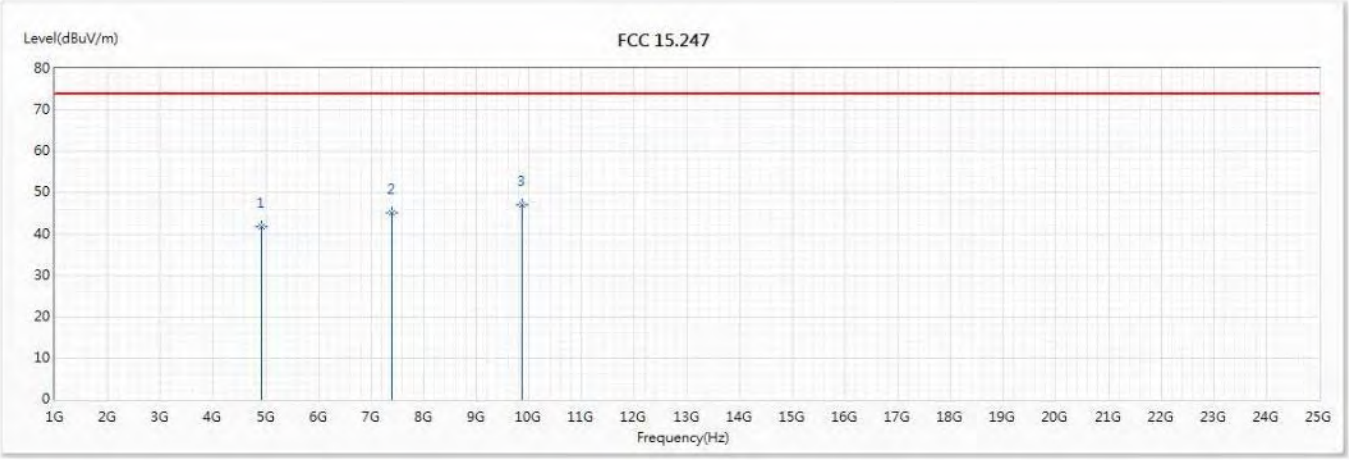

No	Frequency (MHz)	Emission Level (dBuV/m)	Limit (dBuV/m)	Margin (dB)	Reading Level (dBuV)	Correct Factor (dB/m)	Detector Type
1	4934	41.89	74.00	-32.11	46.03	-4.14	PK
2	7401	45.23	74.00	-28.77	45.92	-0.69	PK
* 3	9868	47.12	74.00	-26.88	44.73	2.39	PK

Note:

1. All Readings below 1GHz are Quasi-Peak, above 1GHz are performed with peak and/or average measurements as necessary.
2. Measurement Level = Reading Level + Correct Factor.
3. Correct Factor = Antenna factor + Cable loss –Amplifier gain.
4. The average measurement was not performed when the peak measured data under the limit of average detection.
5. The emission levels of other frequencies are very lower than the limit and not show in test report.

Product	:	Intel® Wireless-AC 9560
Test Item	:	Harmonic Radiated Emission Data
Test Mode	:	Mode 2 SISO A: Transmit (802.11g_6Mbps) (2467MHz)
Test Date	:	2019/12/06

Vertical

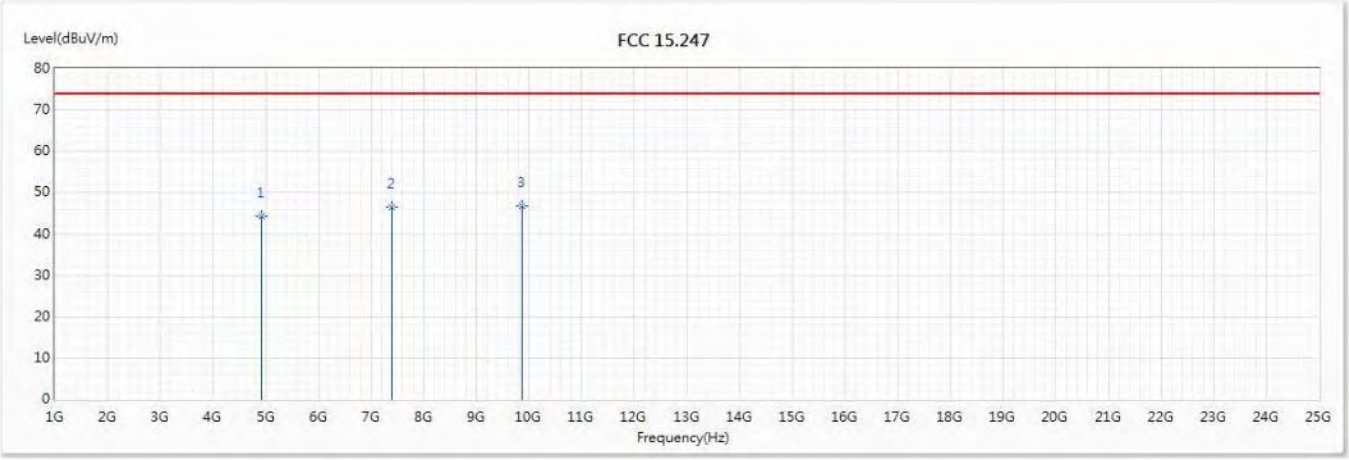

No	Frequency (MHz)	Emission Level (dBuV/m)	Limit (dBuV/m)	Margin (dB)	Reading Level (dBuV)	Correct Factor (dB/m)	Detector Type
1	4934	44.24	74.00	-29.76	48.38	-4.14	PK
2	7401	46.63	74.00	-27.37	47.32	-0.69	PK
* 3	9868	46.92	74.00	-27.08	44.53	2.39	PK

Note:

1. All Readings below 1GHz are Quasi-Peak, above 1GHz are performed with peak and/or average measurements as necessary.
2. Measurement Level = Reading Level + Correct Factor.
3. Correct Factor = Antenna factor + Cable loss –Amplifier gain.
4. The average measurement was not performed when the peak measured data under the limit of average detection.
5. The emission levels of other frequencies are very lower than the limit and not show in test report.

Product	:	Intel® Wireless-AC 9560
Test Item	:	Harmonic Radiated Emission Data
Test Mode	:	Mode 2 SISO A: Transmit (802.11g_6Mbps) (2472MHz)
Test Date	:	2019/12/06

Horizontal

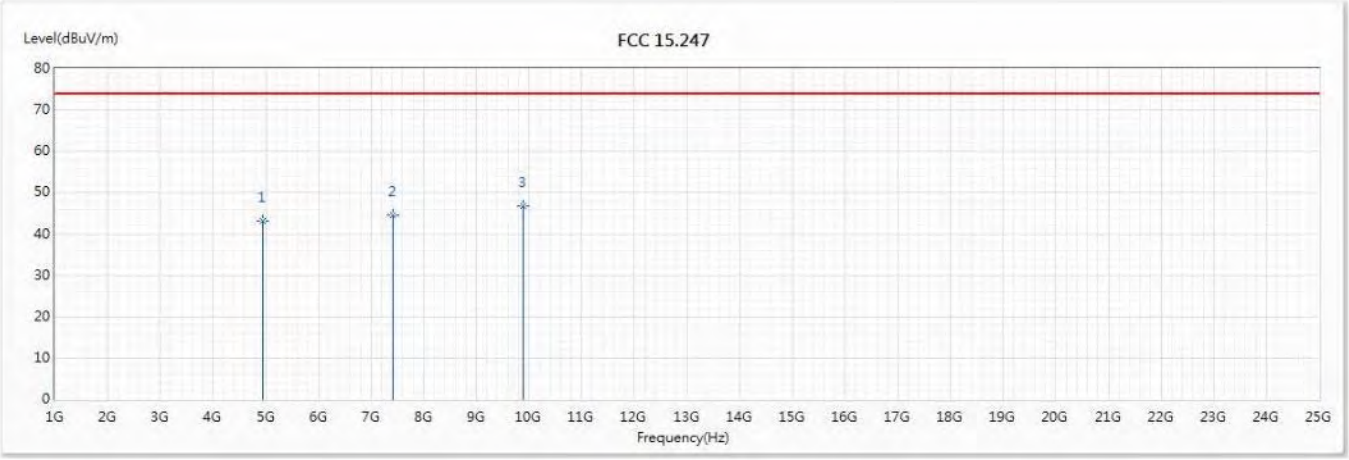

No	Frequency (MHz)	Emission Level (dBuV/m)	Limit (dBuV/m)	Margin (dB)	Reading Level (dBuV)	Correct Factor (dB/m)	Detector Type
1	4944	43.24	74.00	-30.76	47.36	-4.12	PK
2	7416	44.49	74.00	-29.51	45.25	-0.76	PK
* 3	9888	46.83	74.00	-27.17	44.41	2.42	PK

Note:

1. All Readings below 1GHz are Quasi-Peak, above 1GHz are performed with peak and/or average measurements as necessary.
2. Measurement Level = Reading Level + Correct Factor.
3. Correct Factor = Antenna factor + Cable loss –Amplifier gain.
4. The average measurement was not performed when the peak measured data under the limit of average detection.
5. The emission levels of other frequencies are very lower than the limit and not show in test report.

Product	:	Intel® Wireless-AC 9560
Test Item	:	Harmonic Radiated Emission Data
Test Mode	:	Mode 2 SISO A: Transmit (802.11g_6Mbps) (2472MHz)
Test Date	:	2019/12/06

Vertical

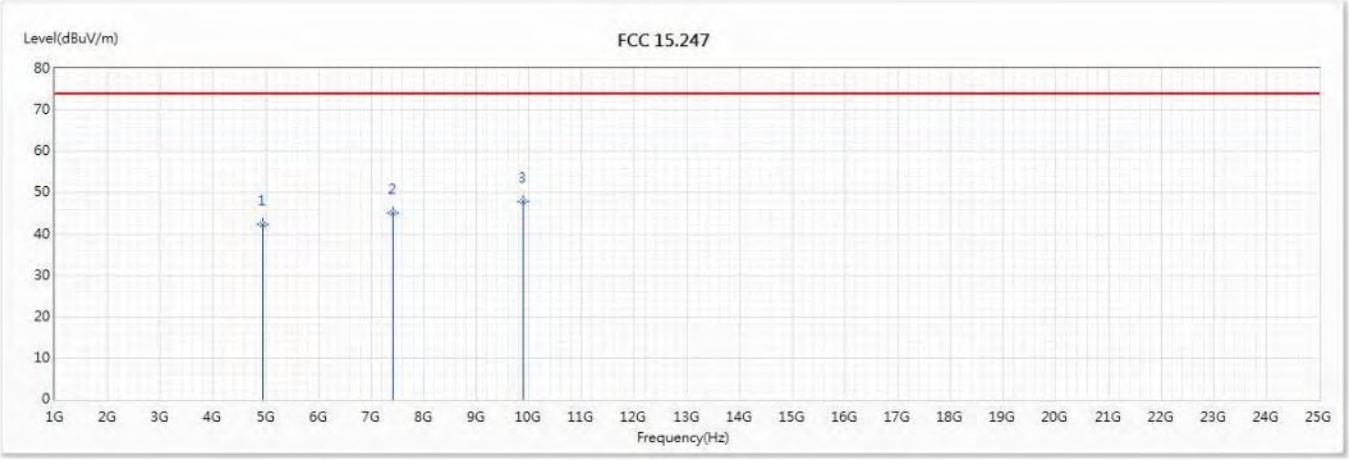

No	Frequency (MHz)	Emission Level (dBuV/m)	Limit (dBuV/m)	Margin (dB)	Reading Level (dBuV)	Correct Factor (dB/m)	Detector Type
1	4944	42.49	74.00	-31.51	46.61	-4.12	PK
2	7416	45.19	74.00	-28.81	45.95	-0.76	PK
* 3	9888	47.94	74.00	-26.06	45.52	2.42	PK

Note:

1. All Readings below 1GHz are Quasi-Peak, above 1GHz are performed with peak and/or average measurements as necessary.
2. Measurement Level = Reading Level + Correct Factor.
3. Correct Factor = Antenna factor + Cable loss –Amplifier gain.
4. The average measurement was not performed when the peak measured data under the limit of average detection.
5. The emission levels of other frequencies are very lower than the limit and not show in test report.

Product : Intel® Wireless-AC 9560
Test Item : Harmonic Radiated Emission Data
Test Mode : Mode 3 SISO A: Transmit (802.11n-20BW_7.2Mbps) (2412MHz)
Test Date : 2019/12/06

Horizontal

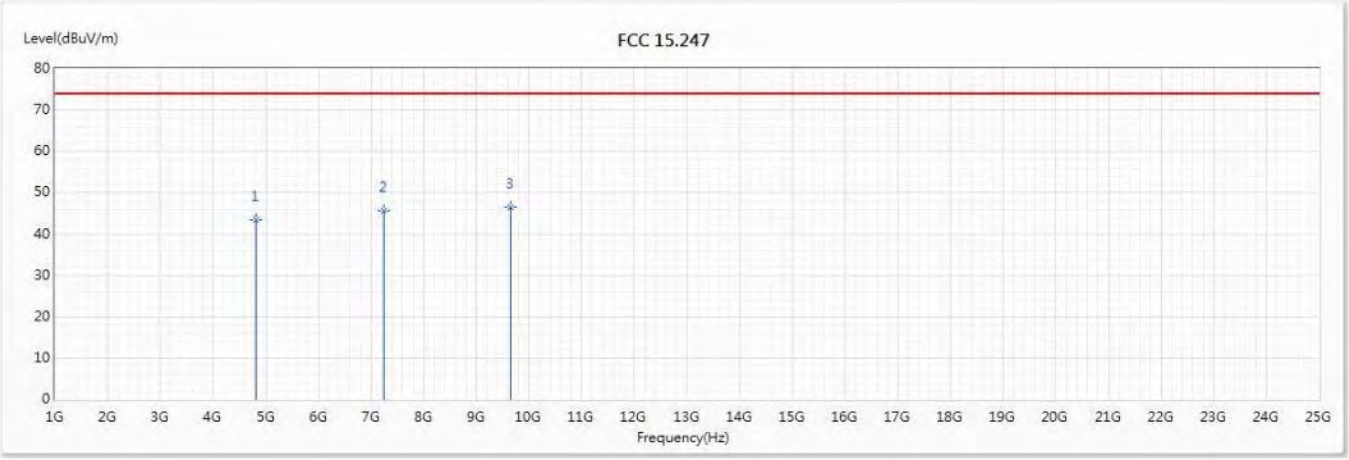

No	Frequency (MHz)	Emission Level (dBuV/m)	Limit (dBuV/m)	Margin (dB)	Reading Level (dBuV)	Correct Factor (dB/m)	Detector Type
1	4824	43.44	74.00	-30.56	47.65	-4.21	PK
2	7236	45.66	74.00	-28.34	46.41	-0.75	PK
* 3	9648	46.38	74.00	-27.62	44.74	1.64	PK

Note:

1. All Readings below 1GHz are Quasi-Peak, above 1GHz are performed with peak and/or average measurements as necessary.
2. Measurement Level = Reading Level + Correct Factor.
3. Correct Factor = Antenna factor + Cable loss –Amplifier gain.
4. The average measurement was not performed when the peak measured data under the limit of average detection.
5. The emission levels of other frequencies are very lower than the limit and not show in test report.

Product : Intel® Wireless-AC 9560
Test Item : Harmonic Radiated Emission Data
Test Mode : Mode 3 SISO A: Transmit (802.11n-20BW_7.2Mbps) (2412MHz)
Test Date : 2019/12/06

Vertical

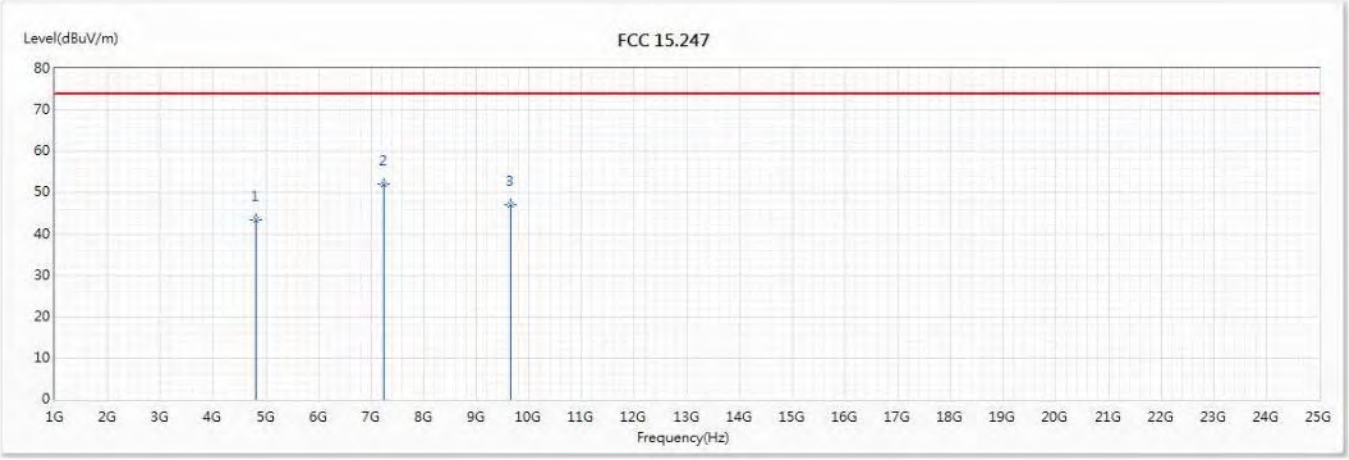

No	Frequency (MHz)	Emission Level (dBuV/m)	Limit (dBuV/m)	Margin (dB)	Reading Level (dBuV)	Correct Factor (dB/m)	Detector Type
1	4824	43.39	74.00	-30.61	47.60	-4.21	PK
* 2	7236	51.98	74.00	-22.02	52.73	-0.75	PK
3	9648	47.05	74.00	-26.95	45.41	1.64	PK

Note:

1. All Readings below 1GHz are Quasi-Peak, above 1GHz are performed with peak and/or average measurements as necessary.
2. Measurement Level = Reading Level + Correct Factor.
3. Correct Factor = Antenna factor + Cable loss –Amplifier gain.
4. The average measurement was not performed when the peak measured data under the limit of average detection.
5. The emission levels of other frequencies are very lower than the limit and not show in test report.

Product	:	Intel® Wireless-AC 9560
Test Item	:	Harmonic Radiated Emission Data
Test Mode	:	Mode 3 SISO A: Transmit (802.11n-20BW_7.2Mbps) (2442MHz)
Test Date	:	2019/12/06

Horizontal

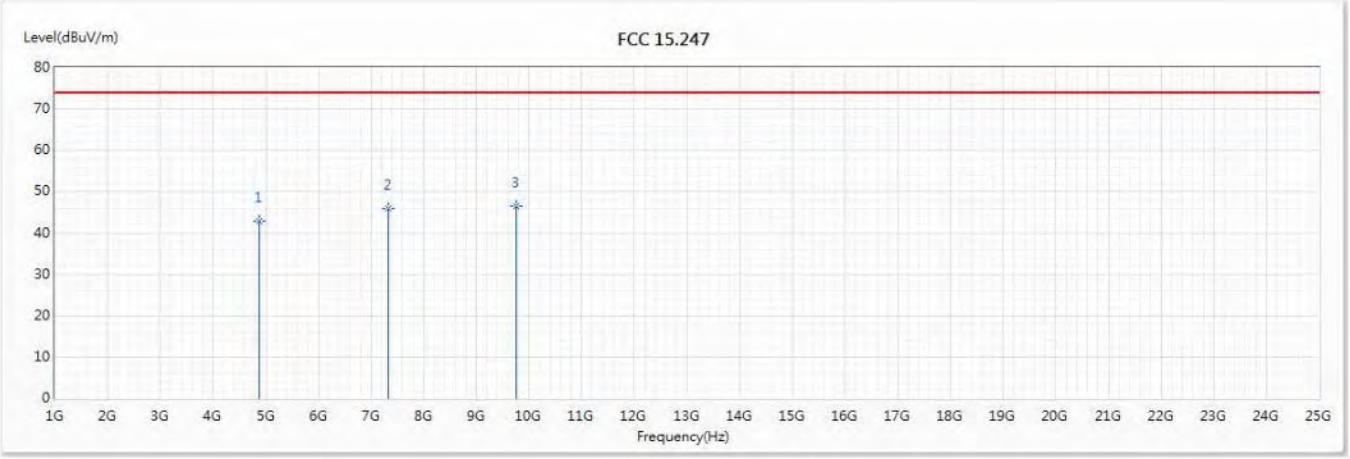

No	Frequency (MHz)	Emission Level (dBuV/m)	Limit (dBuV/m)	Margin (dB)	Reading Level (dBuV)	Correct Factor (dB/m)	Detector Type
1	4884	42.97	74.00	-31.03	47.35	-4.38	PK
2	7326	45.88	74.00	-28.12	46.66	-0.78	PK
* 3	9768	46.54	74.00	-27.46	44.49	2.05	PK

Note:

1. All Readings below 1GHz are Quasi-Peak, above 1GHz are performed with peak and/or average measurements as necessary.
2. Measurement Level = Reading Level + Correct Factor.
3. Correct Factor = Antenna factor + Cable loss –Amplifier gain.
4. The average measurement was not performed when the peak measured data under the limit of average detection.
5. The emission levels of other frequencies are very lower than the limit and not show in test report.

Product	:	Intel® Wireless-AC 9560
Test Item	:	Harmonic Radiated Emission Data
Test Mode	:	Mode 3 SISO A: Transmit (802.11n-20BW_7.2Mbps) (2442MHz)
Test Date	:	2019/12/06

Vertical

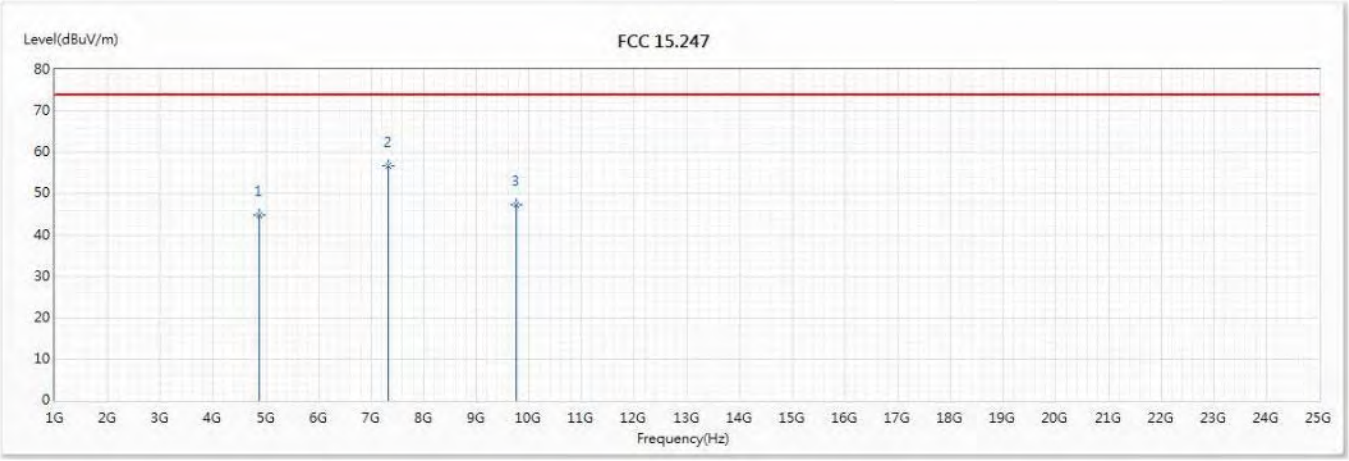

No	Frequency (MHz)	Emission Level (dBuV/m)	Limit (dBuV/m)	Margin (dB)	Reading Level (dBuV)	Correct Factor (dB/m)	Detector Type
1	4884	44.98	74.00	-29.02	49.36	-4.38	PK
* 2	7326	56.84	74.00	-17.16	57.62	-0.78	PK
3	9768	47.26	74.00	-26.74	45.21	2.05	PK

Note:

1. All Readings below 1GHz are Quasi-Peak, above 1GHz are performed with peak and/or average measurements as necessary.
2. Measurement Level = Reading Level + Correct Factor.
3. Correct Factor = Antenna factor + Cable loss –Amplifier gain.
4. The average measurement was not performed when the peak measured data under the limit of average detection.
5. The emission levels of other frequencies are very lower than the limit and not show in test report.

Product	:	Intel® Wireless-AC 9560
Test Item	:	Harmonic Radiated Emission Data
Test Mode	:	Mode 3 SISO A: Transmit (802.11n-20BW_7.2Mbps) (2442MHz)
Test Date	:	2019/12/06

Vertical

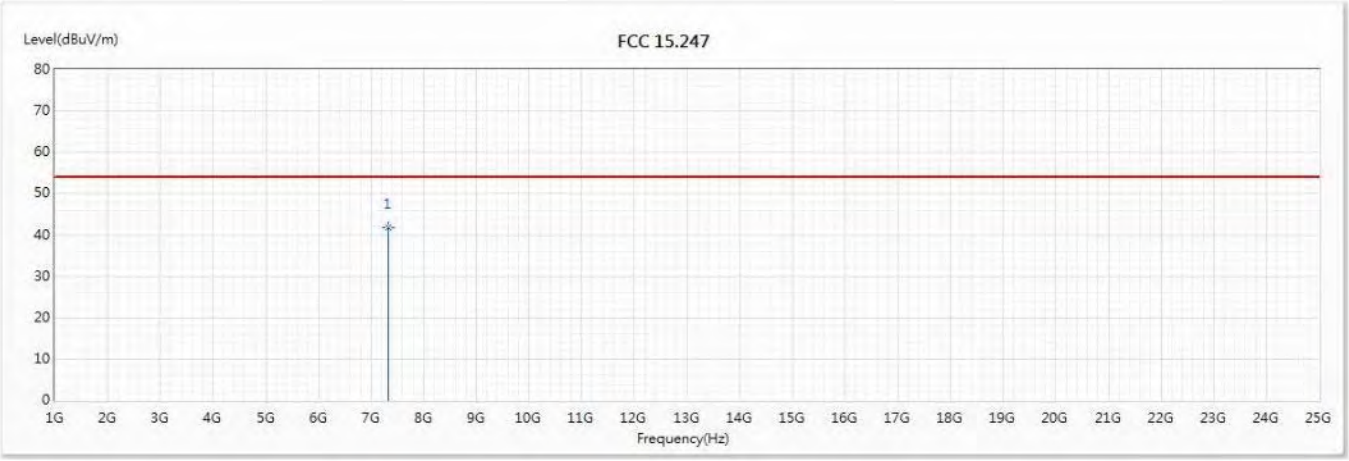

No	Frequency (MHz)	Emission Level (dBuV/m)	Limit (dBuV/m)	Margin (dB)	Reading Level (dBuV)	Correct Factor (dB/m)	Detector Type
* 1	7326	41.68	54.00	-12.32	42.46	-0.78	AV

Note:

1. All Readings below 1GHz are Quasi-Peak, above 1GHz are performed with peak and/or average measurements as necessary.
2. Measurement Level = Reading Level + Correct Factor.
3. Correct Factor = Antenna factor + Cable loss –Amplifier gain.
4. The average measurement was not performed when the peak measured data under the limit of average detection.
5. The emission levels of other frequencies are very lower than the limit and not show in test report.

Product : Intel® Wireless-AC 9560
Test Item : Harmonic Radiated Emission Data
Test Mode : Mode 3 SISO A: Transmit (802.11n-20BW_7.2Mbps) (2462MHz)
Test Date : 2019/12/06

Horizontal

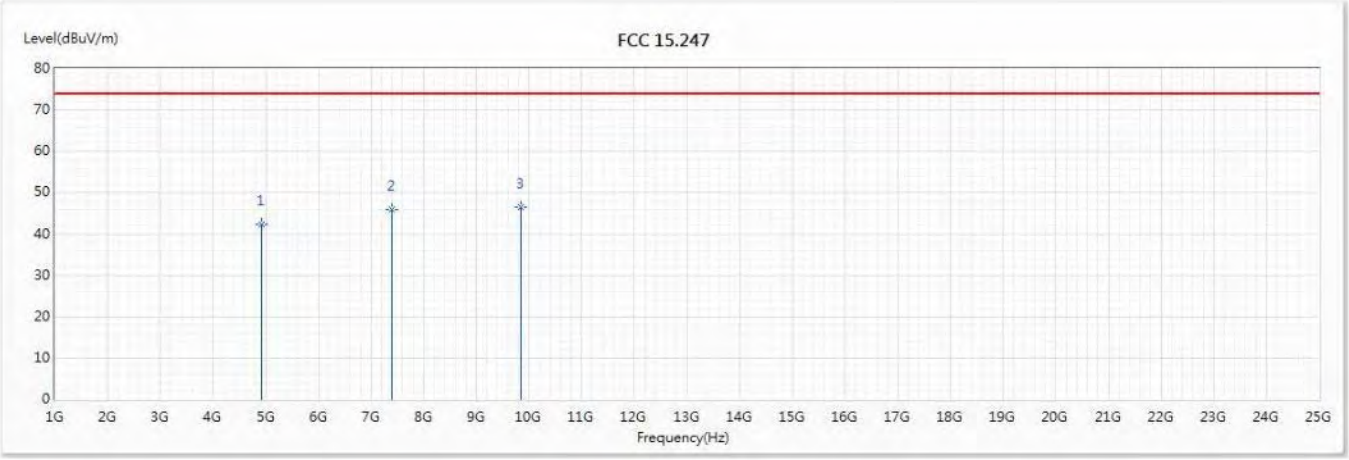

No	Frequency (MHz)	Emission Level (dBuV/m)	Limit (dBuV/m)	Margin (dB)	Reading Level (dBuV)	Correct Factor (dB/m)	Detector Type
1	4924	42.36	74.00	-31.64	46.58	-4.22	PK
2	7386	45.85	74.00	-28.15	46.55	-0.70	PK
* 3	9848	46.63	74.00	-27.37	44.46	2.17	PK

Note:

1. All Readings below 1GHz are Quasi-Peak, above 1GHz are performed with peak and/or average measurements as necessary.
2. Measurement Level = Reading Level + Correct Factor.
3. Correct Factor = Antenna factor + Cable loss –Amplifier gain.
4. The average measurement was not performed when the peak measured data under the limit of average detection.
5. The emission levels of other frequencies are very lower than the limit and not show in test report.

Product : Intel® Wireless-AC 9560
Test Item : Harmonic Radiated Emission Data
Test Mode : Mode 3 SISO A: Transmit (802.11n-20BW_7.2Mbps) (2462MHz)
Test Date : 2019/12/06

Vertical

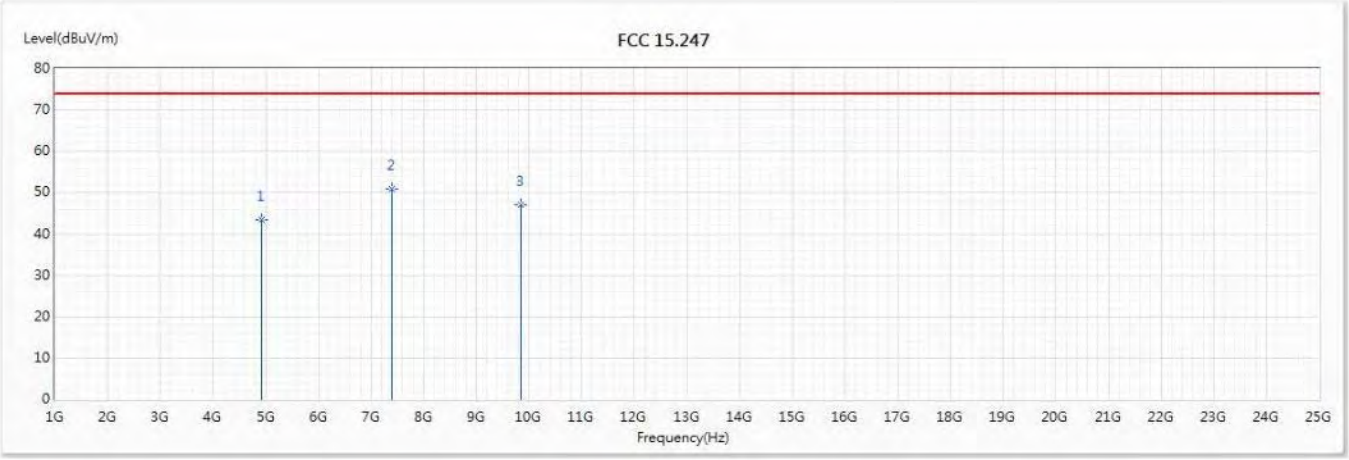

No	Frequency (MHz)	Emission Level (dBuV/m)	Limit (dBuV/m)	Margin (dB)	Reading Level (dBuV)	Correct Factor (dB/m)	Detector Type
1	4924	43.55	74.00	-30.45	47.77	-4.22	PK
* 2	7386	50.90	74.00	-23.10	51.60	-0.70	PK
3	9848	47.07	74.00	-26.93	44.90	2.17	PK

Note:

1. All Readings below 1GHz are Quasi-Peak, above 1GHz are performed with peak and/or average measurements as necessary.
2. Measurement Level = Reading Level + Correct Factor.
3. Correct Factor = Antenna factor + Cable loss –Amplifier gain.
4. The average measurement was not performed when the peak measured data under the limit of average detection.
5. The emission levels of other frequencies are very lower than the limit and not show in test report.

Product : Intel® Wireless-AC 9560
Test Item : Harmonic Radiated Emission Data
Test Mode : Mode 3 SISO A: Transmit (802.11n-20BW_7.2Mbps) (2467MHz)
Test Date : 2019/12/06

Horizontal

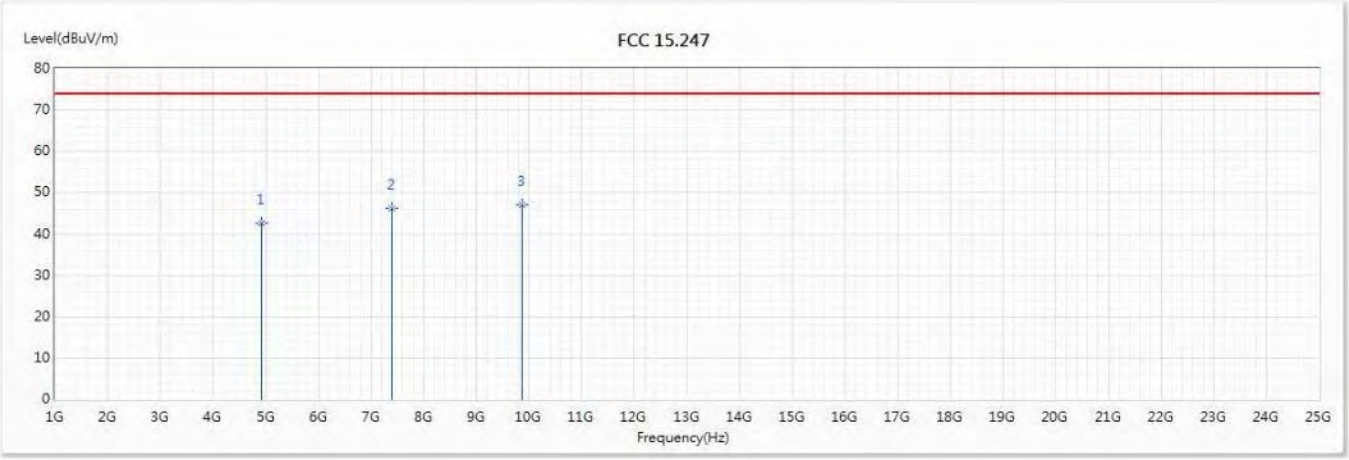

No	Frequency (MHz)	Emission Level (dBuV/m)	Limit (dBuV/m)	Margin (dB)	Reading Level (dBuV)	Correct Factor (dB/m)	Detector Type
1	4934	42.63	74.00	-31.37	46.77	-4.14	PK
2	7401	46.32	74.00	-27.68	47.01	-0.69	PK
* 3	9868	47.16	74.00	-26.84	44.77	2.39	PK

Note:

1. All Readings below 1GHz are Quasi-Peak, above 1GHz are performed with peak and/or average measurements as necessary.
2. Measurement Level = Reading Level + Correct Factor.
3. Correct Factor = Antenna factor + Cable loss –Amplifier gain.
4. The average measurement was not performed when the peak measured data under the limit of average detection.
5. The emission levels of other frequencies are very lower than the limit and not show in test report.

Product : Intel® Wireless-AC 9560
Test Item : Harmonic Radiated Emission Data
Test Mode : Mode 3 SISO A: Transmit (802.11n-20BW_7.2Mbps) (2467MHz)
Test Date : 2019/12/06

Vertical

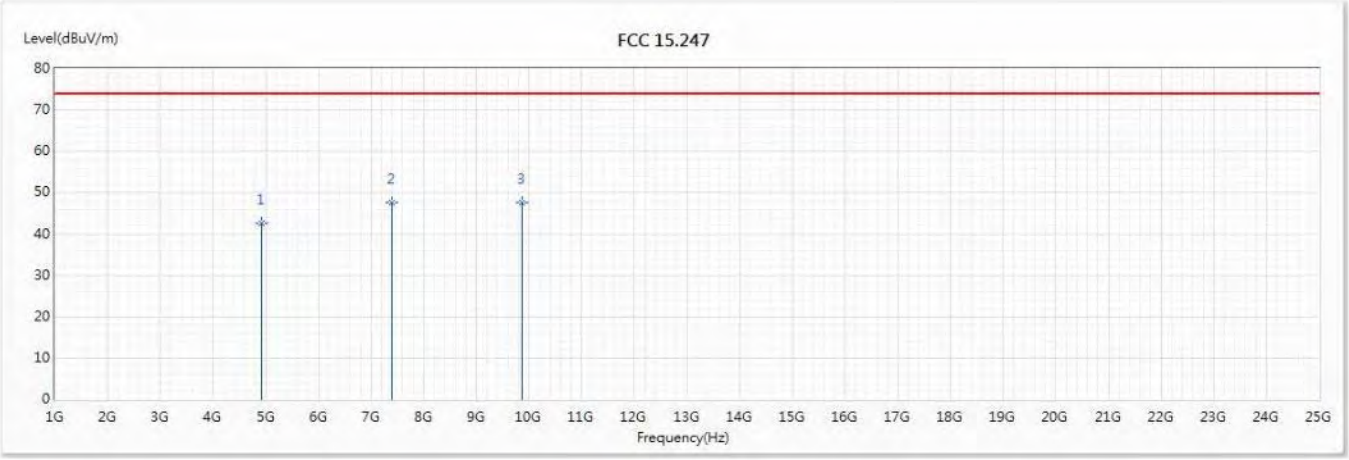

No	Frequency (MHz)	Emission Level (dBuV/m)	Limit (dBuV/m)	Margin (dB)	Reading Level (dBuV)	Correct Factor (dB/m)	Detector Type
1	4934	42.75	74.00	-31.25	46.89	-4.14	PK
* 2	7401	47.73	74.00	-26.27	48.42	-0.69	PK
3	9868	47.73	74.00	-26.27	45.34	2.39	PK

Note:

1. All Readings below 1GHz are Quasi-Peak, above 1GHz are performed with peak and/or average measurements as necessary.
2. Measurement Level = Reading Level + Correct Factor.
3. Correct Factor = Antenna factor + Cable loss –Amplifier gain.
4. The average measurement was not performed when the peak measured data under the limit of average detection.
5. The emission levels of other frequencies are very lower than the limit and not show in test report.

Product : Intel® Wireless-AC 9560
Test Item : Harmonic Radiated Emission Data
Test Mode : Mode 3 SISO A: Transmit (802.11n-20BW_7.2Mbps) (2472MHz)
Test Date : 2019/12/06

Horizontal

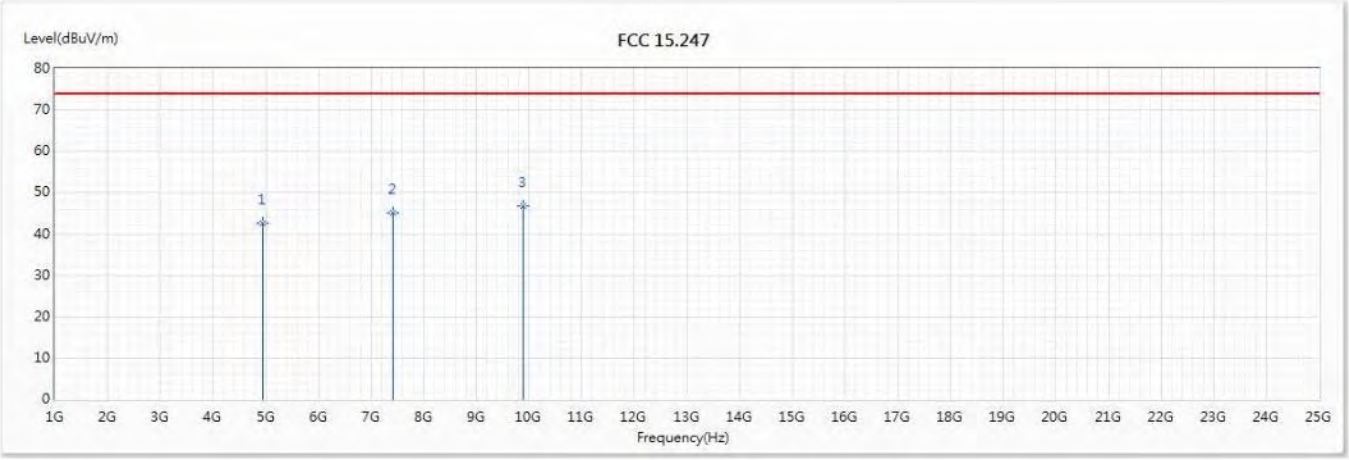

No	Frequency (MHz)	Emission Level (dBuV/m)	Limit (dBuV/m)	Margin (dB)	Reading Level (dBuV)	Correct Factor (dB/m)	Detector Type
1	4944	42.71	74.00	-31.29	46.83	-4.12	PK
2	7416	44.99	74.00	-29.01	45.75	-0.76	PK
* 3	9888	46.81	74.00	-27.19	44.39	2.42	PK

Note:

1. All Readings below 1GHz are Quasi-Peak, above 1GHz are performed with peak and/or average measurements as necessary.
2. Measurement Level = Reading Level + Correct Factor.
3. Correct Factor = Antenna factor + Cable loss –Amplifier gain.
4. The average measurement was not performed when the peak measured data under the limit of average detection.
5. The emission levels of other frequencies are very lower than the limit and not show in test report.

Product : Intel® Wireless-AC 9560
Test Item : Harmonic Radiated Emission Data
Test Mode : Mode 3 SISO A: Transmit (802.11n-20BW_7.2Mbps) (2472MHz)
Test Date : 2019/12/06

Vertical

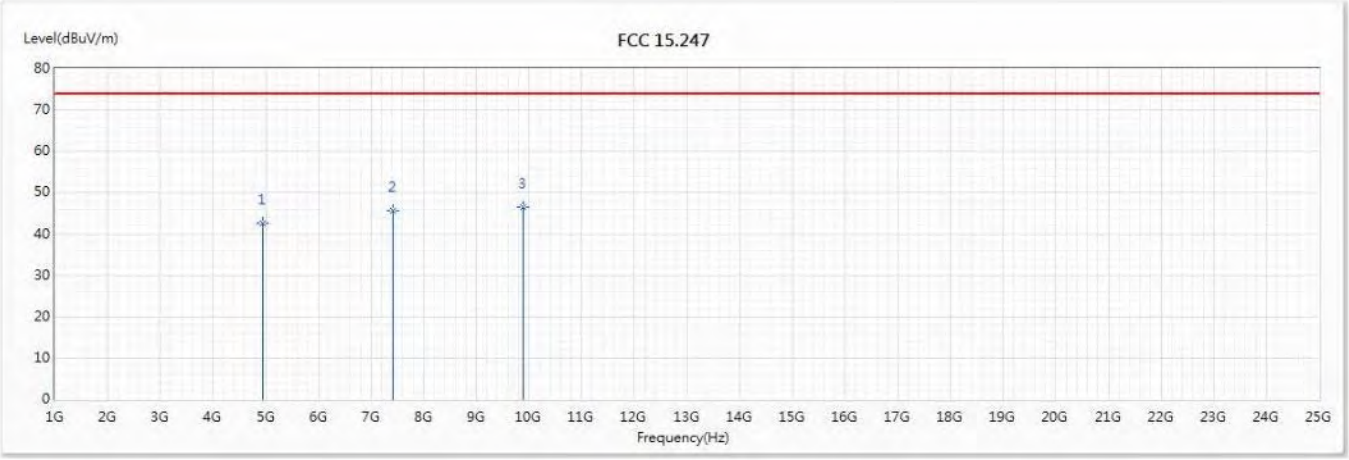

No	Frequency (MHz)	Emission Level (dBuV/m)	Limit (dBuV/m)	Margin (dB)	Reading Level (dBuV)	Correct Factor (dB/m)	Detector Type
1	4944	42.51	74.00	-31.49	46.63	-4.12	PK
2	7416	45.54	74.00	-28.46	46.30	-0.76	PK
* 3	9888	46.59	74.00	-27.41	44.17	2.42	PK

Note:

1. All Readings below 1GHz are Quasi-Peak, above 1GHz are performed with peak and/or average measurements as necessary.
2. Measurement Level = Reading Level + Correct Factor.
3. Correct Factor = Antenna factor + Cable loss –Amplifier gain.
4. The average measurement was not performed when the peak measured data under the limit of average detection.
5. The emission levels of other frequencies are very lower than the limit and not show in test report.

Product : Intel® Wireless-AC 9560
Test Item : Harmonic Radiated Emission Data
Test Mode : Mode 4 SISO A: Transmit (802.11n-40BW_15Mbps) (2422MHz)
Test Date : 2019/12/06

Horizontal

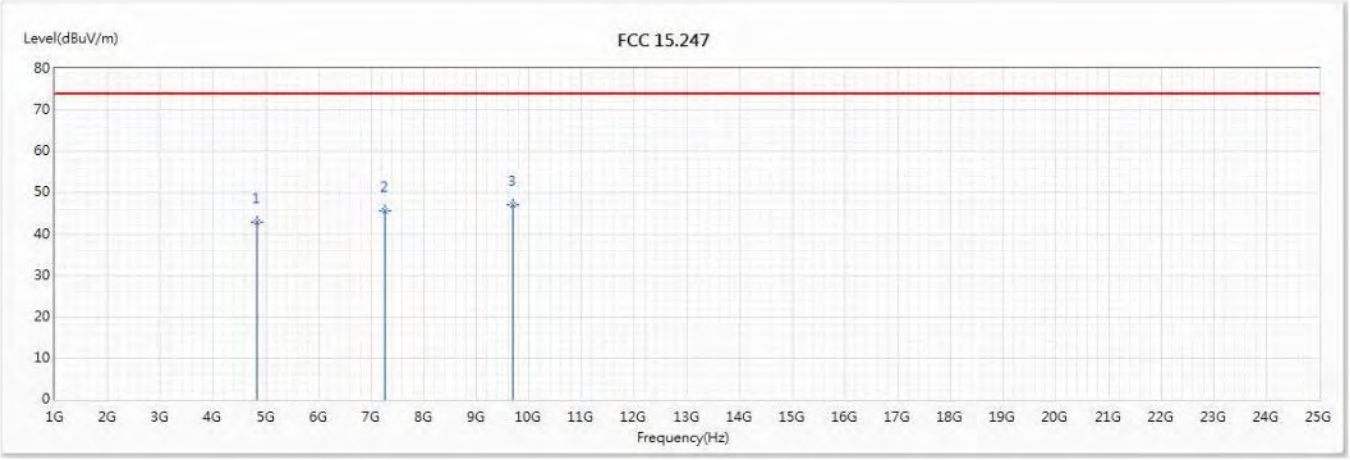

No	Frequency (MHz)	Emission Level (dBuV/m)	Limit (dBuV/m)	Margin (dB)	Reading Level (dBuV)	Correct Factor (dB/m)	Detector Type
1	4844	42.80	74.00	-31.20	46.97	-4.17	PK
2	7266	45.63	74.00	-28.37	46.45	-0.82	PK
* 3	9688	47.08	74.00	-26.92	45.44	1.64	PK

Note:

1. All Readings below 1GHz are Quasi-Peak, above 1GHz are performed with peak and/or average measurements as necessary.
2. Measurement Level = Reading Level + Correct Factor.
3. Correct Factor = Antenna factor + Cable loss –Amplifier gain.
4. The average measurement was not performed when the peak measured data under the limit of average detection.
5. The emission levels of other frequencies are very lower than the limit and not show in test report.

Product : Intel® Wireless-AC 9560
Test Item : Harmonic Radiated Emission Data
Test Mode : Mode 4 SISO A: Transmit (802.11n-40BW_15Mbps) (2422MHz)
Test Date : 2019/12/06

Vertical

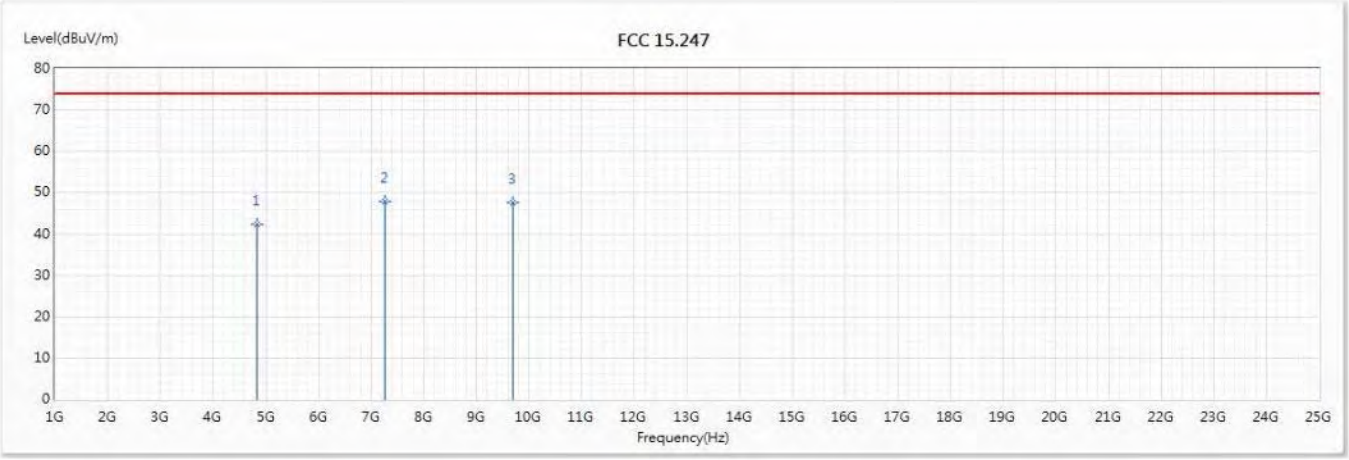

No	Frequency (MHz)	Emission Level (dBuV/m)	Limit (dBuV/m)	Margin (dB)	Reading Level (dBuV)	Correct Factor (dB/m)	Detector Type
1	4844	42.45	74.00	-31.55	46.62	-4.17	PK
* 2	7266	47.97	74.00	-26.03	48.79	-0.82	PK
3	9688	47.70	74.00	-26.30	46.06	1.64	PK

Note:

1. All Readings below 1GHz are Quasi-Peak, above 1GHz are performed with peak and/or average measurements as necessary.
2. Measurement Level = Reading Level + Correct Factor.
3. Correct Factor = Antenna factor + Cable loss –Amplifier gain.
4. The average measurement was not performed when the peak measured data under the limit of average detection.
5. The emission levels of other frequencies are very lower than the limit and not show in test report.

Product	:	Intel® Wireless-AC 9560
Test Item	:	Harmonic Radiated Emission Data
Test Mode	:	Mode 4 SISO A: Transmit (802.11n-40BW_15Mbps) (2442MHz)
Test Date	:	2019/12/06

Horizontal

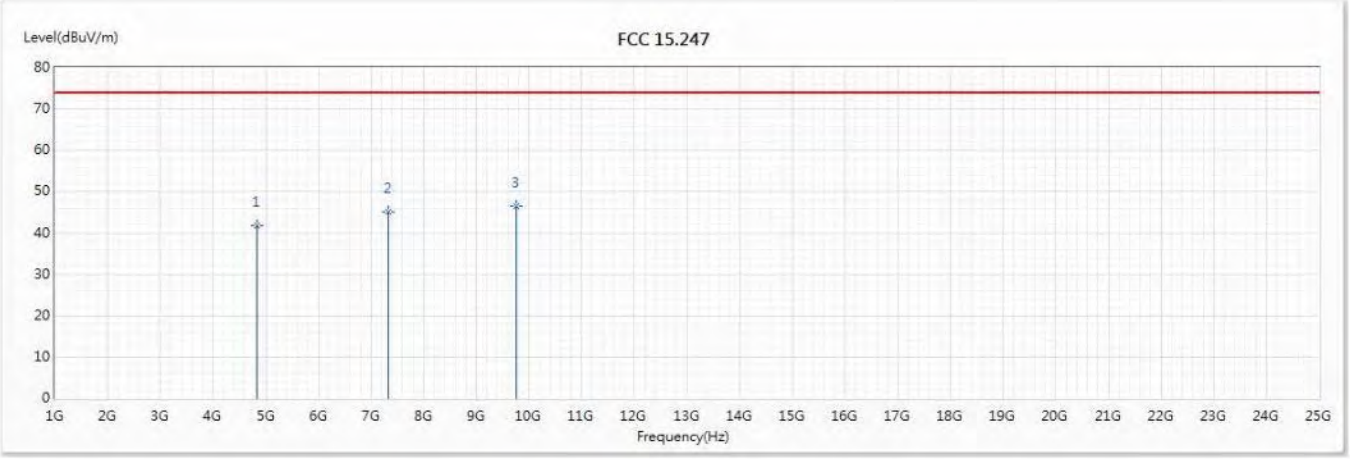

No	Frequency (MHz)	Emission Level (dBuV/m)	Limit (dBuV/m)	Margin (dB)	Reading Level (dBuV)	Correct Factor (dB/m)	Detector Type
1	4844	41.79	74.00	-32.21	45.96	-4.17	PK
2	7326	45.05	74.00	-28.95	45.83	-0.78	PK
* 3	9768	46.49	74.00	-27.51	44.44	2.05	PK

Note:

1. All Readings below 1GHz are Quasi-Peak, above 1GHz are performed with peak and/or average measurements as necessary.
2. Measurement Level = Reading Level + Correct Factor.
3. Correct Factor = Antenna factor + Cable loss –Amplifier gain.
4. The average measurement was not performed when the peak measured data under the limit of average detection.
5. The emission levels of other frequencies are very lower than the limit and not show in test report.

Product	:	Intel® Wireless-AC 9560
Test Item	:	Harmonic Radiated Emission Data
Test Mode	:	Mode 4 SISO A: Transmit (802.11n-40BW_15Mbps) (2442MHz)
Test Date	:	2019/12/06

Vertical

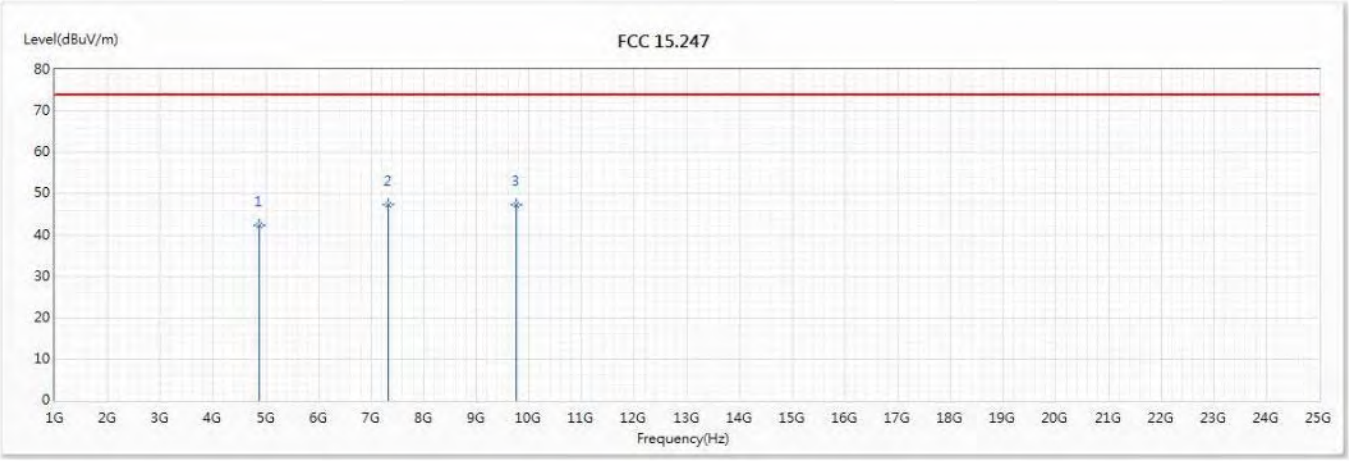

No	Frequency (MHz)	Emission Level (dBuV/m)	Limit (dBuV/m)	Margin (dB)	Reading Level (dBuV)	Correct Factor (dB/m)	Detector Type
1	4884	42.43	74.00	-31.57	46.81	-4.38	PK
2	7326	47.28	74.00	-26.72	48.06	-0.78	PK
* 3	9768	47.39	74.00	-26.61	45.34	2.05	PK

Note:

1. All Readings below 1GHz are Quasi-Peak, above 1GHz are performed with peak and/or average measurements as necessary.
2. Measurement Level = Reading Level + Correct Factor.
3. Correct Factor = Antenna factor + Cable loss –Amplifier gain.
4. The average measurement was not performed when the peak measured data under the limit of average detection.
5. The emission levels of other frequencies are very lower than the limit and not show in test report.

Product	:	Intel® Wireless-AC 9560
Test Item	:	Harmonic Radiated Emission Data
Test Mode	:	Mode 4 SISO A: Transmit (802.11n-40BW_15Mbps) (2452MHz)
Test Date	:	2019/12/06

Horizontal

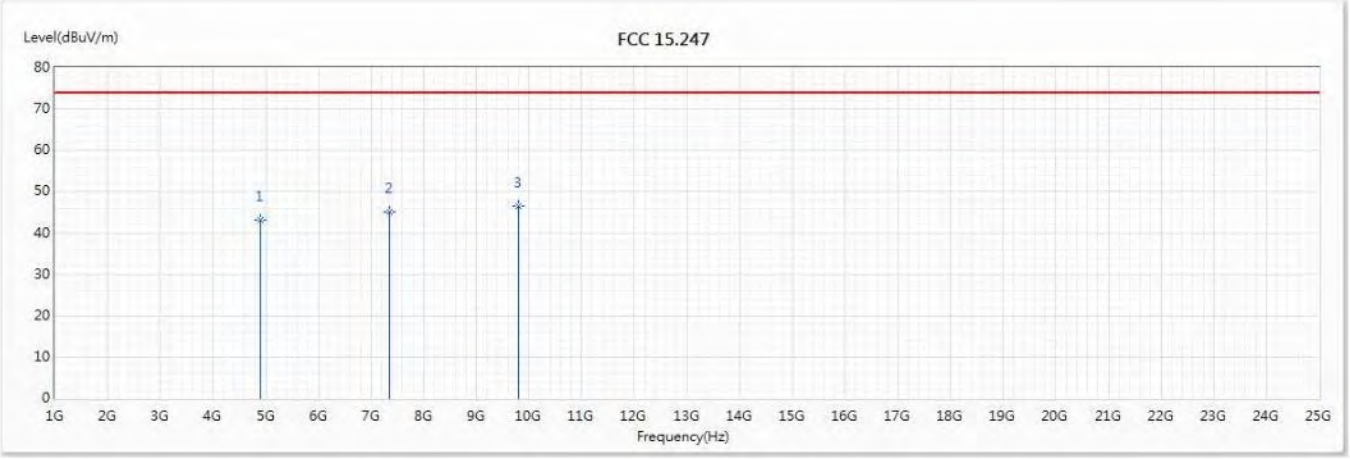

No	Frequency (MHz)	Emission Level (dBuV/m)	Limit (dBuV/m)	Margin (dB)	Reading Level (dBuV)	Correct Factor (dB/m)	Detector Type
1	4904	43.08	74.00	-30.92	47.41	-4.33	PK
2	7356	45.11	74.00	-28.89	45.89	-0.78	PK
* 3	9808	46.44	74.00	-27.56	44.65	1.79	PK

Note:

1. All Readings below 1GHz are Quasi-Peak, above 1GHz are performed with peak and/or average measurements as necessary.
2. Measurement Level = Reading Level + Correct Factor.
3. Correct Factor = Antenna factor + Cable loss –Amplifier gain.
4. The average measurement was not performed when the peak measured data under the limit of average detection.
5. The emission levels of other frequencies are very lower than the limit and not show in test report.

Product	:	Intel® Wireless-AC 9560
Test Item	:	Harmonic Radiated Emission Data
Test Mode	:	Mode 4 SISO A: Transmit (802.11n-40BW_15Mbps) (2452MHz)
Test Date	:	2019/12/06

Vertical

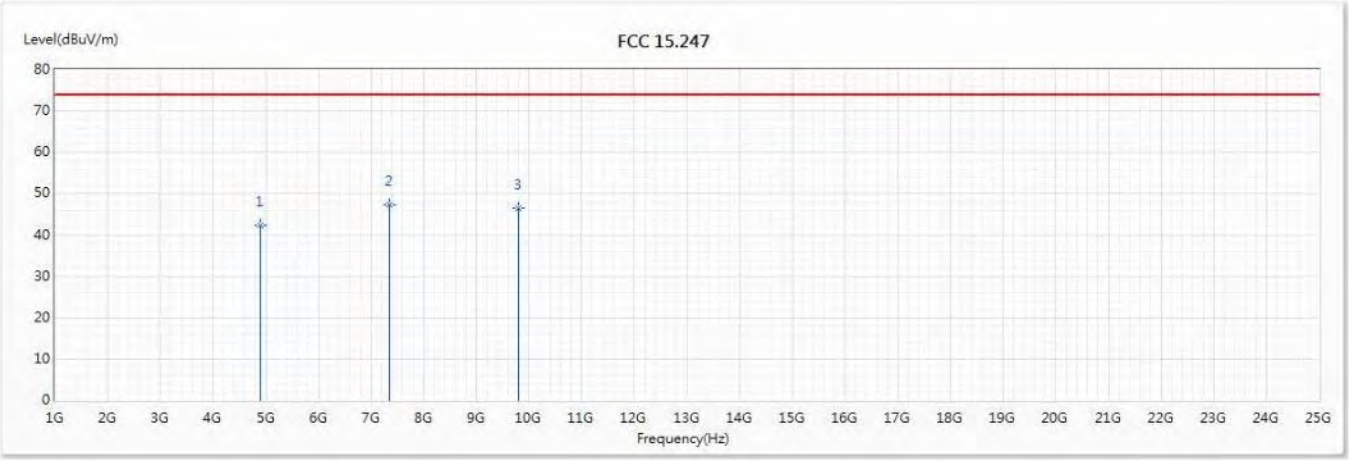

No	Frequency (MHz)	Emission Level (dBuV/m)	Limit (dBuV/m)	Margin (dB)	Reading Level (dBuV)	Correct Factor (dB/m)	Detector Type
1	4904	42.38	74.00	-31.62	46.71	-4.33	PK
* 2	7356	47.29	74.00	-26.71	48.07	-0.78	PK
3	9808	46.62	74.00	-27.38	44.83	1.79	PK

Note:

1. All Readings below 1GHz are Quasi-Peak, above 1GHz are performed with peak and/or average measurements as necessary.
2. Measurement Level = Reading Level + Correct Factor.
3. Correct Factor = Antenna factor + Cable loss –Amplifier gain.
4. The average measurement was not performed when the peak measured data under the limit of average detection.
5. The emission levels of other frequencies are very lower than the limit and not show in test report.

Product	:	Intel® Wireless-AC 9560
Test Item	:	Harmonic Radiated Emission Data
Test Mode	:	Mode 4 SISO A: Transmit (802.11n-40BW_15Mbps) (2457MHz)
Test Date	:	2019/12/06

Horizontal

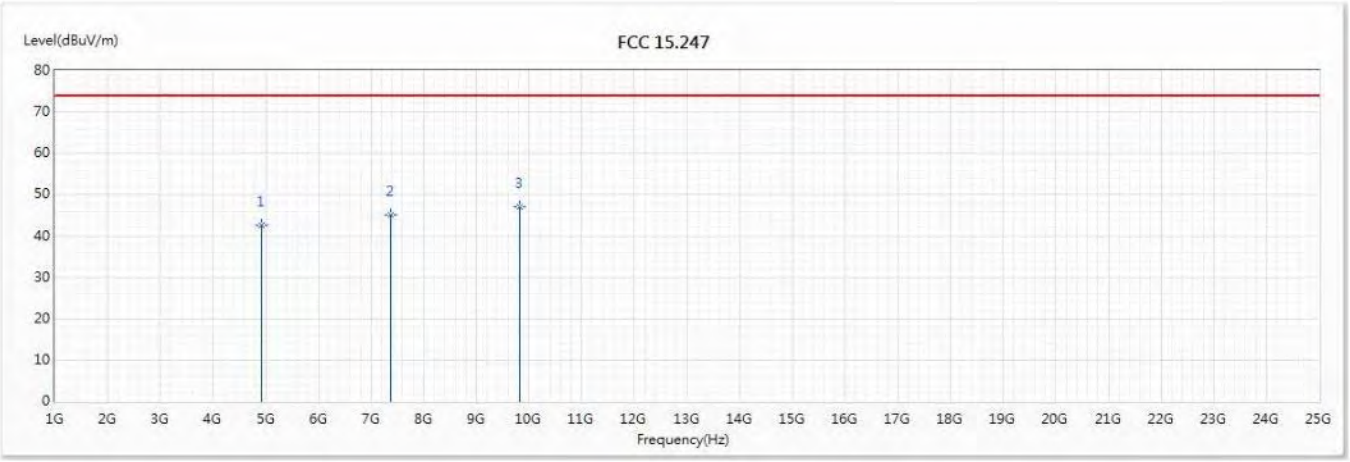

No	Frequency (MHz)	Emission Level (dBuV/m)	Limit (dBuV/m)	Margin (dB)	Reading Level (dBuV)	Correct Factor (dB/m)	Detector Type
1	4914	42.53	74.00	-31.47	46.81	-4.28	PK
2	7371	45.00	74.00	-29.00	45.74	-0.74	PK
* 3	9828	47.16	74.00	-26.84	45.30	1.86	PK

Note:

1. All Readings below 1GHz are Quasi-Peak, above 1GHz are performed with peak and/or average measurements as necessary.
2. Measurement Level = Reading Level + Correct Factor.
3. Correct Factor = Antenna factor + Cable loss –Amplifier gain.
4. The average measurement was not performed when the peak measured data under the limit of average detection.
5. The emission levels of other frequencies are very lower than the limit and not show in test report.

Product	:	Intel® Wireless-AC 9560
Test Item	:	Harmonic Radiated Emission Data
Test Mode	:	Mode 4 SISO A: Transmit (802.11n-40BW_15Mbps) (2457MHz)
Test Date	:	2019/12/06

Vertical

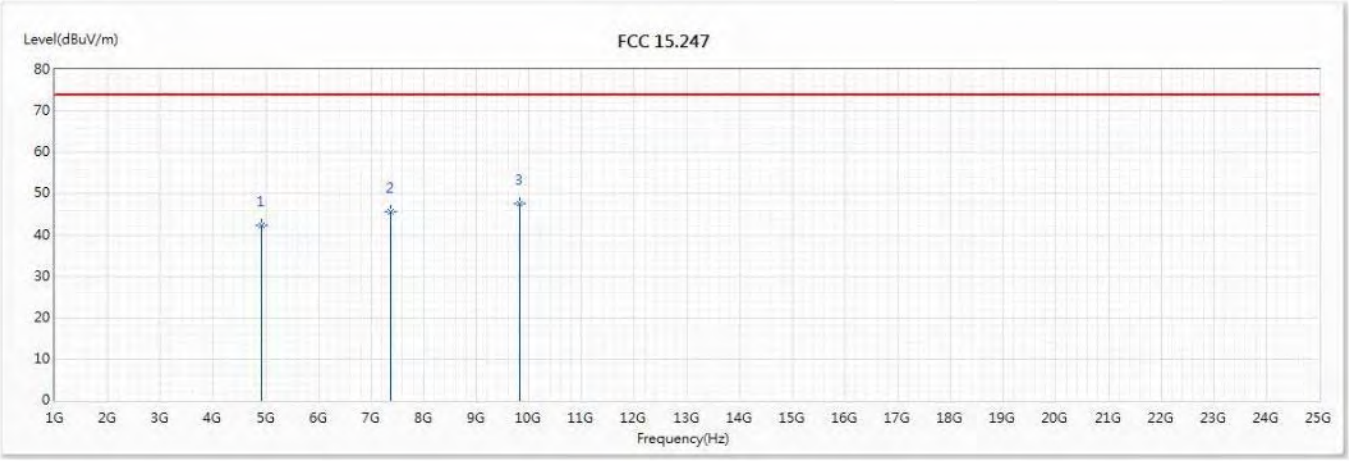

No	Frequency (MHz)	Emission Level (dBuV/m)	Limit (dBuV/m)	Margin (dB)	Reading Level (dBuV)	Correct Factor (dB/m)	Detector Type
1	4914	42.49	74.00	-31.51	46.77	-4.28	PK
2	7371	45.61	74.00	-28.39	46.35	-0.74	PK
* 3	9828	47.62	74.00	-26.38	45.76	1.86	PK

Note:

1. All Readings below 1GHz are Quasi-Peak, above 1GHz are performed with peak and/or average measurements as necessary.
2. Measurement Level = Reading Level + Correct Factor.
3. Correct Factor = Antenna factor + Cable loss –Amplifier gain.
4. The average measurement was not performed when the peak measured data under the limit of average detection.
5. The emission levels of other frequencies are very lower than the limit and not show in test report.

Product	:	Intel® Wireless-AC 9560
Test Item	:	Harmonic Radiated Emission Data
Test Mode	:	Mode 4 SISO A: Transmit (802.11n-40BW_15Mbps) (2462MHz)
Test Date	:	2019/12/06

Horizontal

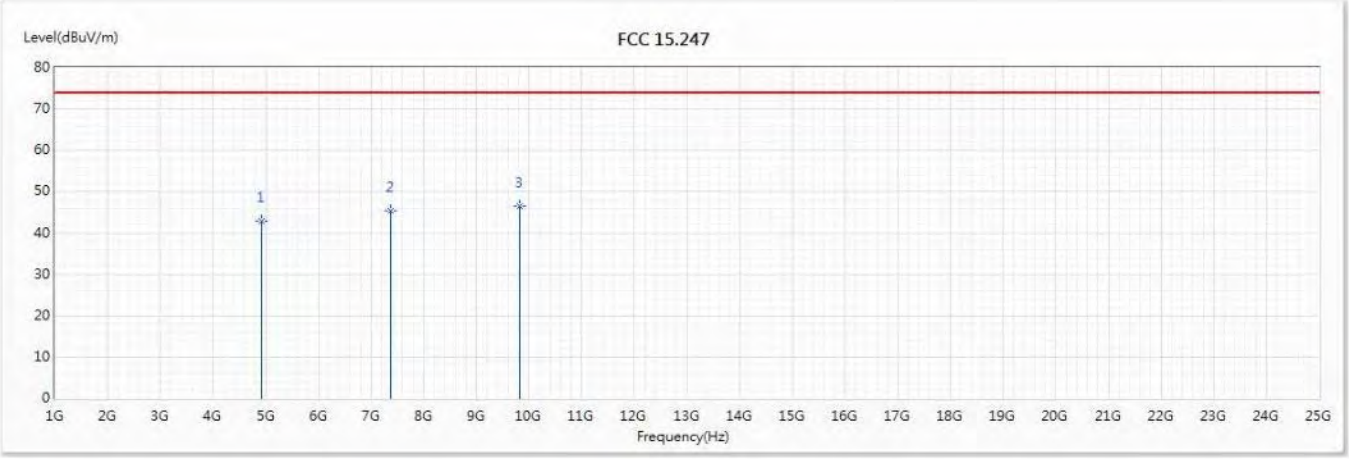

No	Frequency (MHz)	Emission Level (dBuV/m)	Limit (dBuV/m)	Margin (dB)	Reading Level (dBuV)	Correct Factor (dB/m)	Detector Type
1	4914	42.88	74.00	-31.12	47.16	-4.28	PK
2	7371	45.46	74.00	-28.54	46.20	-0.74	PK
* 3	9828	46.63	74.00	-27.37	44.77	1.86	PK

Note:

1. All Readings below 1GHz are Quasi-Peak, above 1GHz are performed with peak and/or average measurements as necessary.
2. Measurement Level = Reading Level + Correct Factor.
3. Correct Factor = Antenna factor + Cable loss –Amplifier gain.
4. The average measurement was not performed when the peak measured data under the limit of average detection.
5. The emission levels of other frequencies are very lower than the limit and not show in test report.

Product	:	Intel® Wireless-AC 9560
Test Item	:	Harmonic Radiated Emission Data
Test Mode	:	Mode 4 SISO A: Transmit (802.11n-40BW_15Mbps) (2462MHz)
Test Date	:	2019/12/06

Vertical

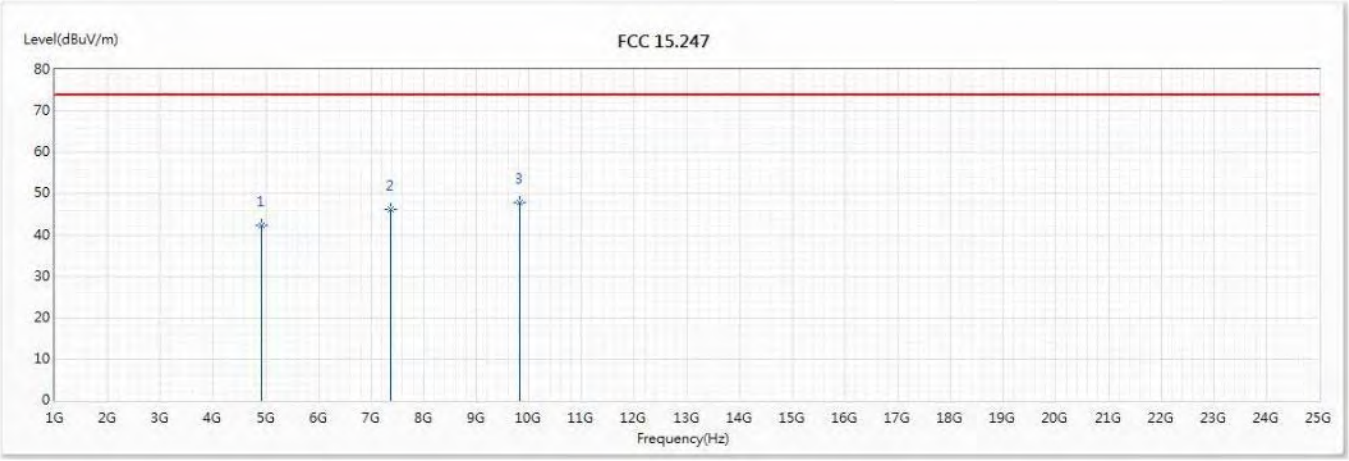

No	Frequency (MHz)	Emission Level (dBuV/m)	Limit (dBuV/m)	Margin (dB)	Reading Level (dBuV)	Correct Factor (dB/m)	Detector Type
1	4914	42.30	74.00	-31.70	46.58	-4.28	PK
2	7371	46.34	74.00	-27.66	47.08	-0.74	PK
* 3	9828	47.85	74.00	-26.15	45.99	1.86	PK

Note:

1. All Readings below 1GHz are Quasi-Peak, above 1GHz are performed with peak and/or average measurements as necessary.
2. Measurement Level = Reading Level + Correct Factor.
3. Correct Factor = Antenna factor + Cable loss –Amplifier gain.
4. The average measurement was not performed when the peak measured data under the limit of average detection.
5. The emission levels of other frequencies are very lower than the limit and not show in test report.

Product	:	Intel® Wireless-AC 9560
Test Item	:	Harmonic Radiated Emission Data
Test Mode	:	Mode 5 SISO B: Transmit (802.11b_1Mbps) (2412MHz)
Test Date	:	2019/11/26

Horizontal

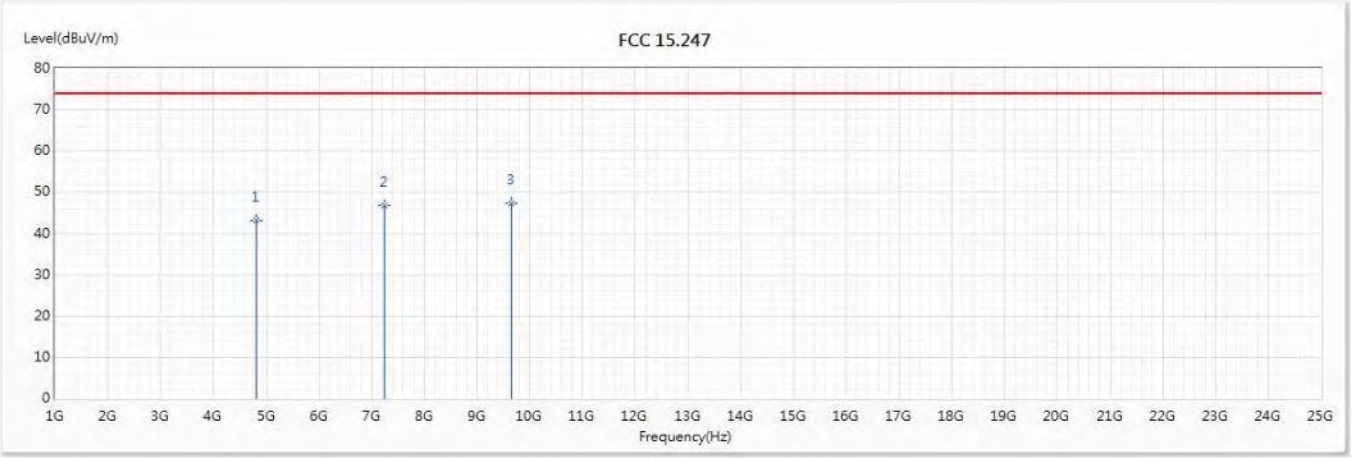

No	Frequency (MHz)	Emission Level (dBuV/m)	Limit (dBuV/m)	Margin (dB)	Reading Level (dBuV)	Correct Factor (dB/m)	Detector Type
1	4824	43.30	74.00	-30.70	47.51	-4.21	PK
2	7236	46.74	74.00	-27.26	47.39	-0.65	PK
* 3	9648	47.41	74.00	-26.59	45.77	1.64	PK

Note:

1. All Readings below 1GHz are Quasi-Peak, above 1GHz are performed with peak and/or average measurements as necessary.
2. Measurement Level = Reading Level + Correct Factor.
3. Correct Factor = Antenna factor + Cable loss –Amplifier gain.
4. The average measurement was not performed when the peak measured data under the limit of average detection.
5. The emission levels of other frequencies are very lower than the limit and not show in test report.

Product	:	Intel® Wireless-AC 9560
Test Item	:	Harmonic Radiated Emission Data
Test Mode	:	Mode 5 SISO B: Transmit (802.11b_1Mbps) (2412MHz)
Test Date	:	2019/11/26

Vertical

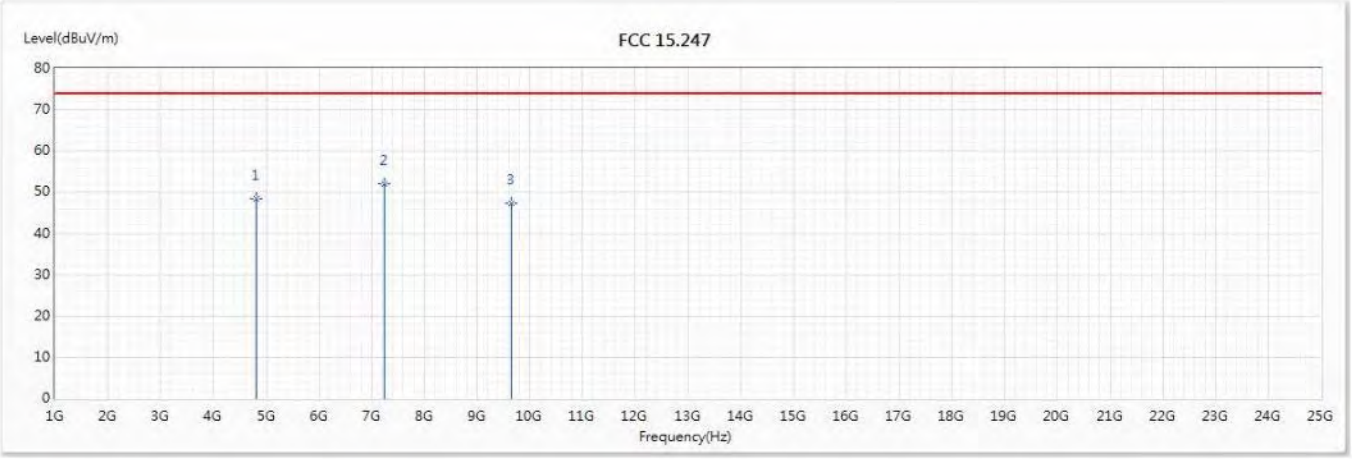

No	Frequency (MHz)	Emission Level (dBuV/m)	Limit (dBuV/m)	Margin (dB)	Reading Level (dBuV)	Correct Factor (dB/m)	Detector Type
1	4824	48.53	74.00	-25.47	52.74	-4.21	PK
* 2	7236	52.12	74.00	-21.88	52.77	-0.65	PK
3	9648	47.38	74.00	-26.62	45.74	1.64	PK

Note:

1. All Readings below 1GHz are Quasi-Peak, above 1GHz are performed with peak and/or average measurements as necessary.
2. Measurement Level = Reading Level + Correct Factor.
3. Correct Factor = Antenna factor + Cable loss –Amplifier gain.
4. The average measurement was not performed when the peak measured data under the limit of average detection.
5. The emission levels of other frequencies are very lower than the limit and not show in test report.

Product	:	Intel® Wireless-AC 9560
Test Item	:	Harmonic Radiated Emission Data
Test Mode	:	Mode 5 SISO B: Transmit (802.11b_1Mbps) (2442MHz)
Test Date	:	2019/11/26

Horizontal

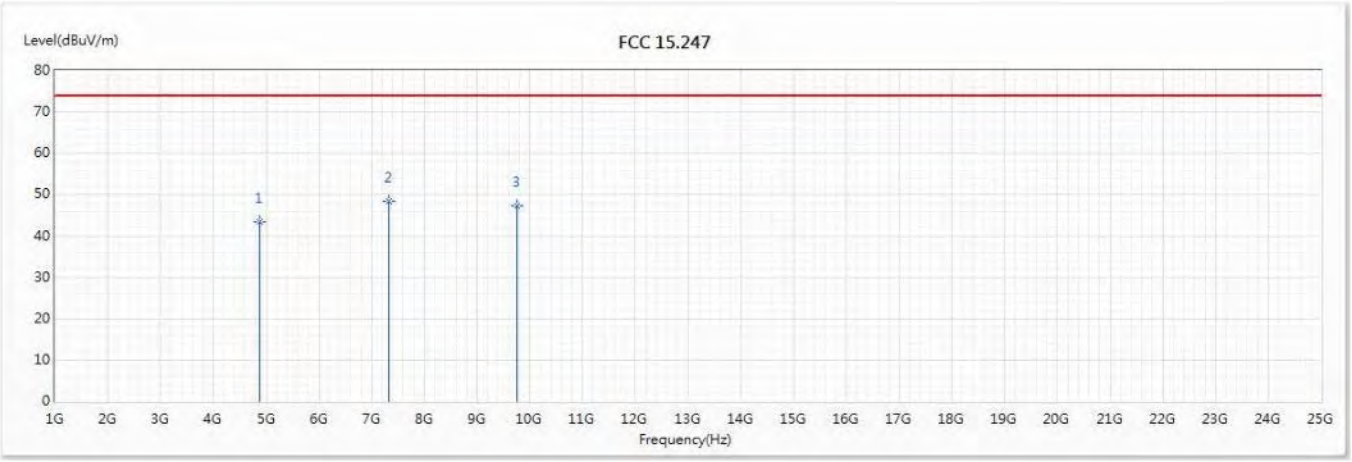

No	Frequency (MHz)	Emission Level (dBuV/m)	Limit (dBuV/m)	Margin (dB)	Reading Level (dBuV)	Correct Factor (dB/m)	Detector Type
1	4884	43.41	74.00	-30.59	47.79	-4.38	PK
* 2	7326	48.43	74.00	-25.57	49.11	-0.68	PK
3	9768	47.37	74.00	-26.63	45.33	2.04	PK

Note:

1. All Readings below 1GHz are Quasi-Peak, above 1GHz are performed with peak and/or average measurements as necessary.
2. Measurement Level = Reading Level + Correct Factor.
3. Correct Factor = Antenna factor + Cable loss –Amplifier gain.
4. The average measurement was not performed when the peak measured data under the limit of average detection.
5. The emission levels of other frequencies are very lower than the limit and not show in test report.

Product	:	Intel® Wireless-AC 9560
Test Item	:	Harmonic Radiated Emission Data
Test Mode	:	Mode 5 SISO B: Transmit (802.11b_1Mbps) (2442MHz)
Test Date	:	2019/11/26

Vertical

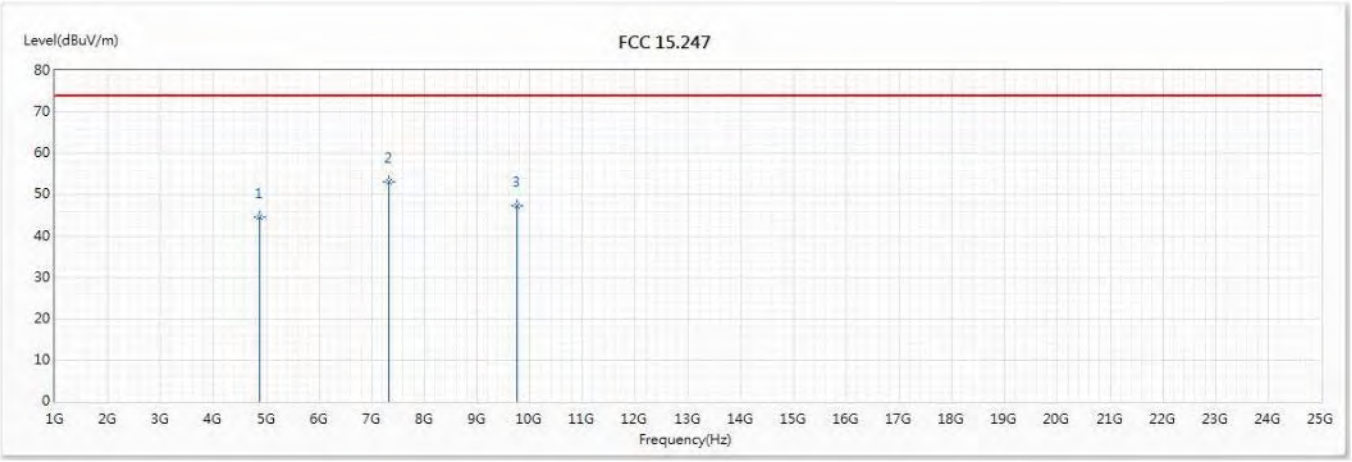

No	Frequency (MHz)	Emission Level (dBuV/m)	Limit (dBuV/m)	Margin (dB)	Reading Level (dBuV)	Correct Factor (dB/m)	Detector Type
1	4884	44.48	74.00	-29.52	48.86	-4.38	PK
* 2	7326	53.08	74.00	-20.92	53.76	-0.68	PK
3	9768	47.45	74.00	-26.55	45.41	2.04	PK

Note:

1. All Readings below 1GHz are Quasi-Peak, above 1GHz are performed with peak and/or average measurements as necessary.
2. Measurement Level = Reading Level + Correct Factor.
3. Correct Factor = Antenna factor + Cable loss –Amplifier gain.
4. The average measurement was not performed when the peak measured data under the limit of average detection.
5. The emission levels of other frequencies are very lower than the limit and not show in test report.

Product	:	Intel® Wireless-AC 9560
Test Item	:	Harmonic Radiated Emission Data
Test Mode	:	Mode 5 SISO B: Transmit (802.11b_1Mbps) (2462MHz)
Test Date	:	2019/11/26

Horizontal

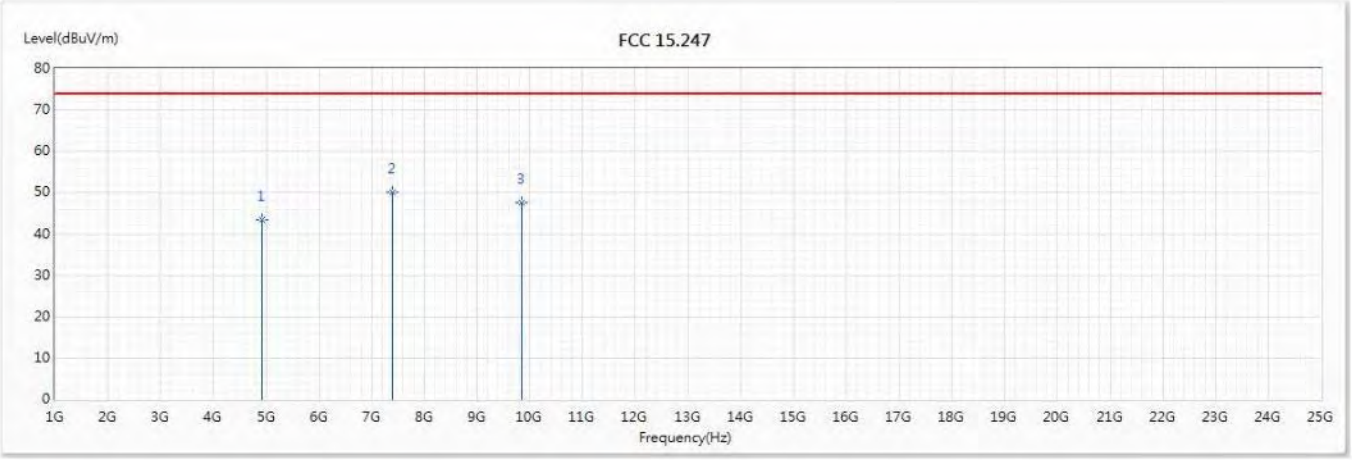

No	Frequency (MHz)	Emission Level (dBuV/m)	Limit (dBuV/m)	Margin (dB)	Reading Level (dBuV)	Correct Factor (dB/m)	Detector Type
1	4924	43.47	74.00	-30.53	47.79	-4.32	PK
* 2	7386	50.02	74.00	-23.98	50.69	-0.67	PK
3	9848	47.69	74.00	-26.31	45.82	1.87	PK

Note:

1. All Readings below 1GHz are Quasi-Peak, above 1GHz are performed with peak and/or average measurements as necessary.
2. Measurement Level = Reading Level + Correct Factor.
3. Correct Factor = Antenna factor + Cable loss –Amplifier gain.
4. The average measurement was not performed when the peak measured data under the limit of average detection.
5. The emission levels of other frequencies are very lower than the limit and not show in test report.

Product	:	Intel® Wireless-AC 9560
Test Item	:	Harmonic Radiated Emission Data
Test Mode	:	Mode 5 SISO B: Transmit (802.11b_1Mbps) (2462MHz)
Test Date	:	2019/11/26

Vertical

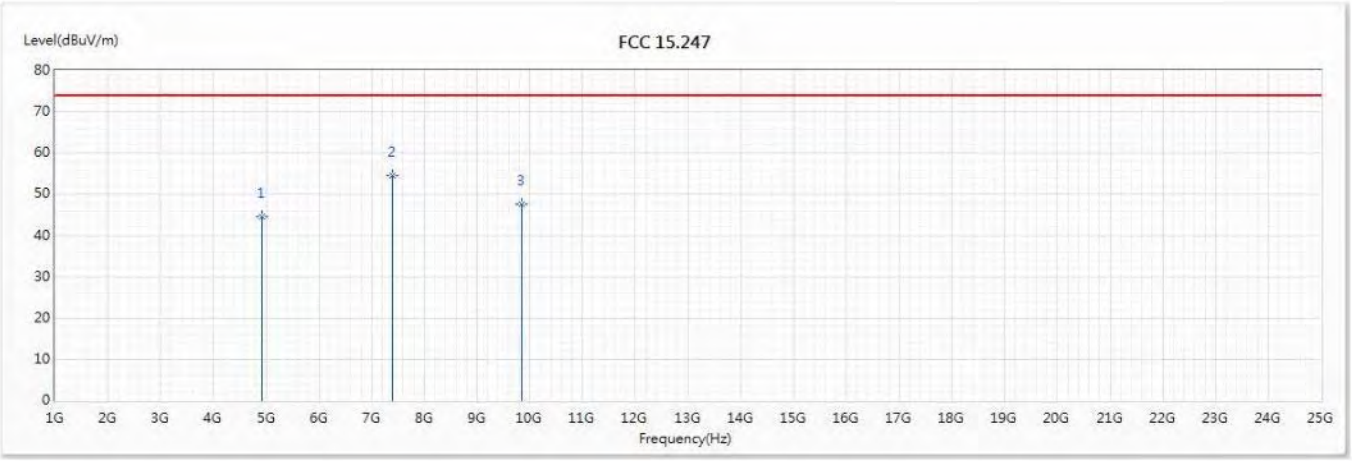

No	Frequency (MHz)	Emission Level (dBuV/m)	Limit (dBuV/m)	Margin (dB)	Reading Level (dBuV)	Correct Factor (dB/m)	Detector Type
1	4924	44.56	74.00	-29.44	48.88	-4.32	PK
* 2	7386	54.52	74.00	-19.48	55.19	-0.67	PK
3	9848	47.62	74.00	-26.38	45.75	1.87	PK

Note:

1. All Readings below 1GHz are Quasi-Peak, above 1GHz are performed with peak and/or average measurements as necessary.
2. Measurement Level = Reading Level + Correct Factor.
3. Correct Factor = Antenna factor + Cable loss –Amplifier gain.
4. The average measurement was not performed when the peak measured data under the limit of average detection.
5. The emission levels of other frequencies are very lower than the limit and not show in test report.

Product	:	Intel® Wireless-AC 9560
Test Item	:	Harmonic Radiated Emission Data
Test Mode	:	Mode 5 SISO B: Transmit (802.11b_1Mbps) (2462MHz)
Test Date	:	2019/11/26

Vertical

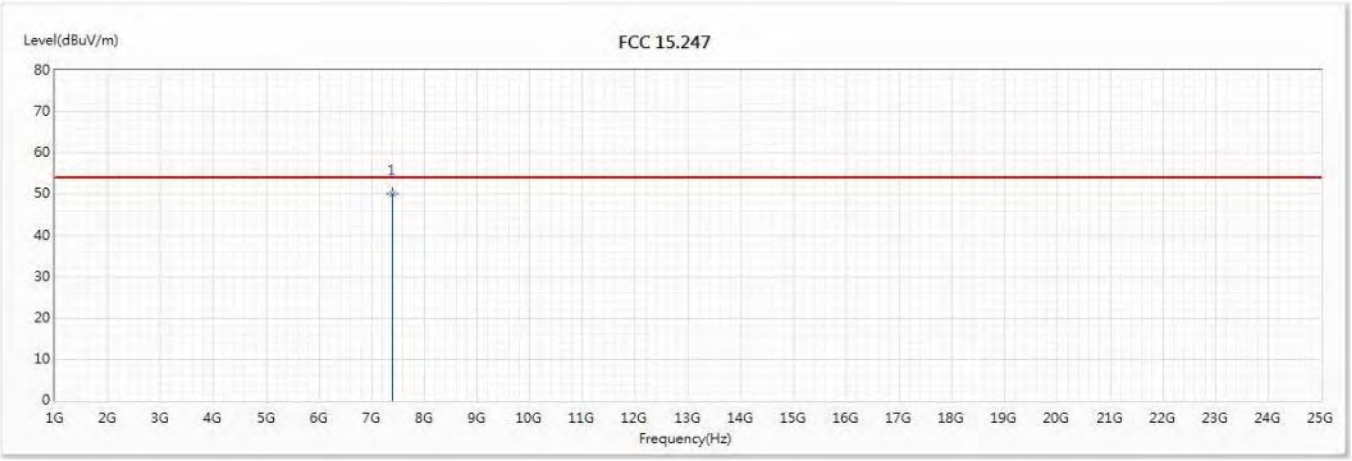

No	Frequency (MHz)	Emission Level (dBuV/m)	Limit (dBuV/m)	Margin (dB)	Reading Level (dBuV)	Correct Factor (dB/m)	Detector Type
* 1	7386	50.24	54.00	-3.76	50.91	-0.67	AV

Note:

1. All Readings below 1GHz are Quasi-Peak, above 1GHz are performed with peak and/or average measurements as necessary.
2. Measurement Level = Reading Level + Correct Factor.
3. Correct Factor = Antenna factor + Cable loss –Amplifier gain.
4. The average measurement was not performed when the peak measured data under the limit of average detection.
5. The emission levels of other frequencies are very lower than the limit and not show in test report.

Product	:	Intel® Wireless-AC 9560
Test Item	:	Harmonic Radiated Emission Data
Test Mode	:	Mode 5 SISO B: Transmit (802.11b_1Mbps) (2467MHz)
Test Date	:	2019/11/26

Horizontal

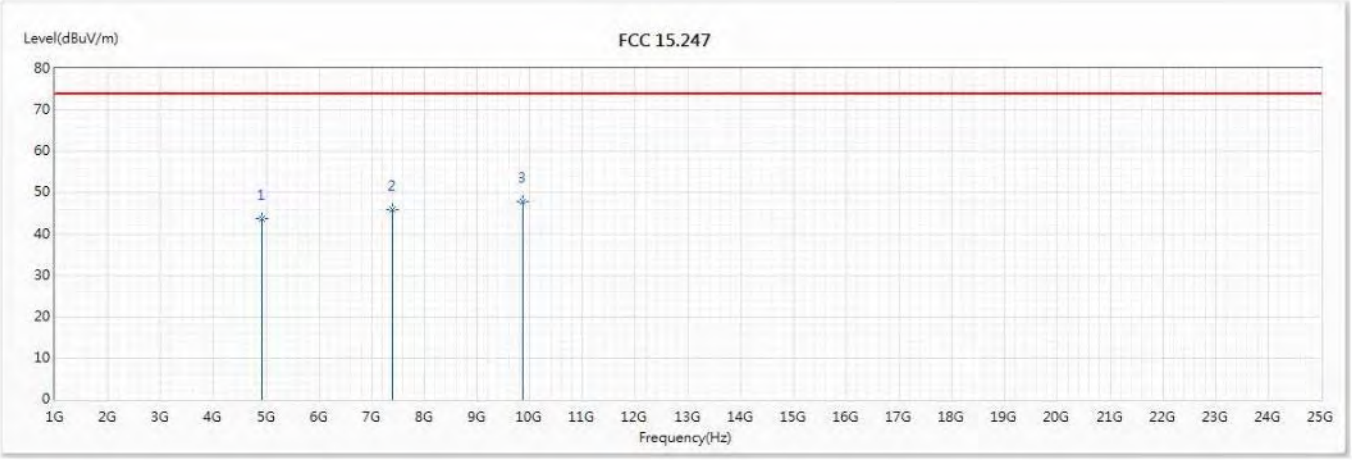

No	Frequency (MHz)	Emission Level (dBuV/m)	Limit (dBuV/m)	Margin (dB)	Reading Level (dBuV)	Correct Factor (dB/m)	Detector Type
1	4934	43.60	74.00	-30.40	47.88	-4.28	PK
2	7401	45.97	74.00	-28.03	46.66	-0.69	PK
* 3	9868	47.88	74.00	-26.12	45.79	2.09	PK

Note:

1. All Readings below 1GHz are Quasi-Peak, above 1GHz are performed with peak and/or average measurements as necessary.
2. Measurement Level = Reading Level + Correct Factor.
3. Correct Factor = Antenna factor + Cable loss –Amplifier gain.
4. The average measurement was not performed when the peak measured data under the limit of average detection.
5. The emission levels of other frequencies are very lower than the limit and not show in test report.

Product	:	Intel® Wireless-AC 9560
Test Item	:	Harmonic Radiated Emission Data
Test Mode	:	Mode 5 SISO B: Transmit (802.11b_1Mbps) (2467MHz)
Test Date	:	2019/11/26

Vertical

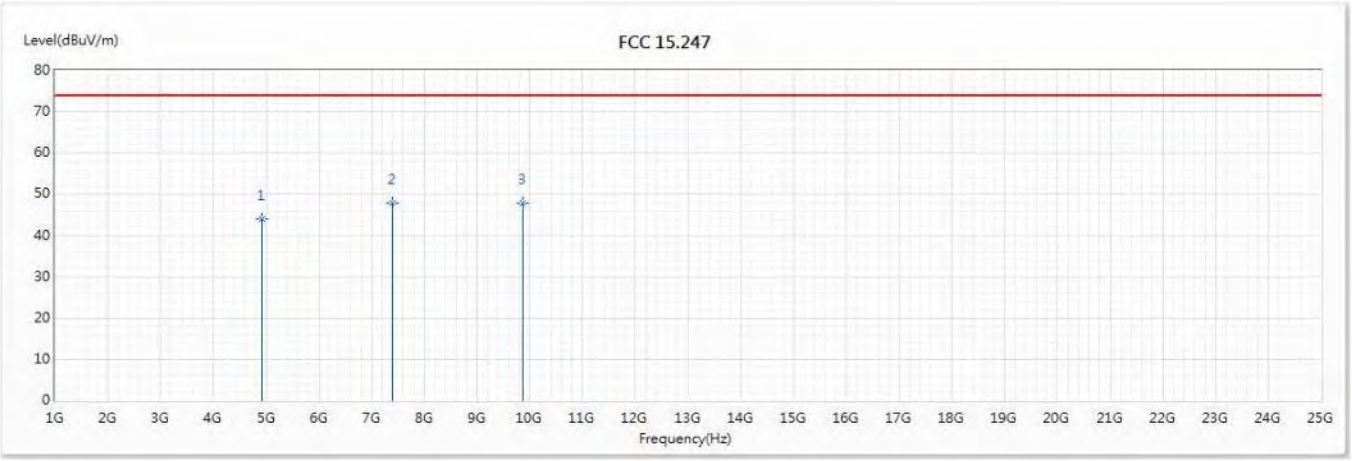

No	Frequency (MHz)	Emission Level (dBuV/m)	Limit (dBuV/m)	Margin (dB)	Reading Level (dBuV)	Correct Factor (dB/m)	Detector Type
1	4934	44.13	74.00	-29.87	48.41	-4.28	PK
* 2	7401	47.95	74.00	-26.05	48.64	-0.69	PK
3	9868	47.93	74.00	-26.07	45.84	2.09	PK

Note:

1. All Readings below 1GHz are Quasi-Peak, above 1GHz are performed with peak and/or average measurements as necessary.
2. Measurement Level = Reading Level + Correct Factor.
3. Correct Factor = Antenna factor + Cable loss –Amplifier gain.
4. The average measurement was not performed when the peak measured data under the limit of average detection.
5. The emission levels of other frequencies are very lower than the limit and not show in test report.

Product	:	Intel® Wireless-AC 9560
Test Item	:	Harmonic Radiated Emission Data
Test Mode	:	Mode 5 SISO B: Transmit (802.11b_1Mbps) (2472MHz)
Test Date	:	2019/11/26

Horizontal

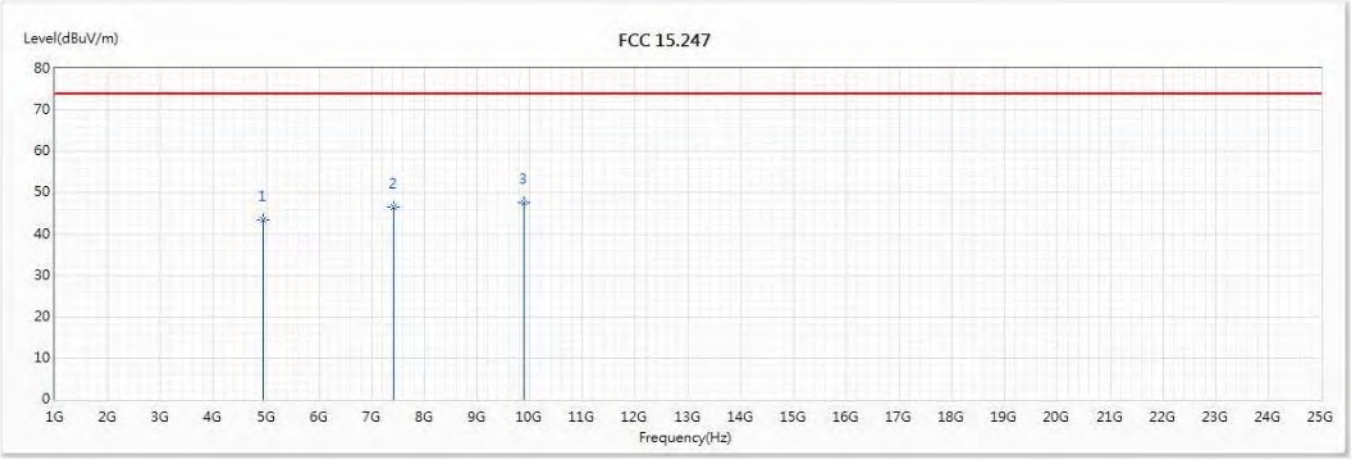

No	Frequency (MHz)	Emission Level (dBuV/m)	Limit (dBuV/m)	Margin (dB)	Reading Level (dBuV)	Correct Factor (dB/m)	Detector Type
1	4944	43.37	74.00	-30.63	47.67	-4.30	PK
2	7416	46.50	74.00	-27.50	47.26	-0.76	PK
* 3	9888	47.66	74.00	-26.34	45.54	2.12	PK

Note:

1. All Readings below 1GHz are Quasi-Peak, above 1GHz are performed with peak and/or average measurements as necessary.
2. Measurement Level = Reading Level + Correct Factor.
3. Correct Factor = Antenna factor + Cable loss –Amplifier gain.
4. The average measurement was not performed when the peak measured data under the limit of average detection.
5. The emission levels of other frequencies are very lower than the limit and not show in test report.

Product	:	Intel® Wireless-AC 9560
Test Item	:	Harmonic Radiated Emission Data
Test Mode	:	Mode 5 SISO B: Transmit (802.11b_1Mbps) (2472MHz)
Test Date	:	2019/11/26

Vertical

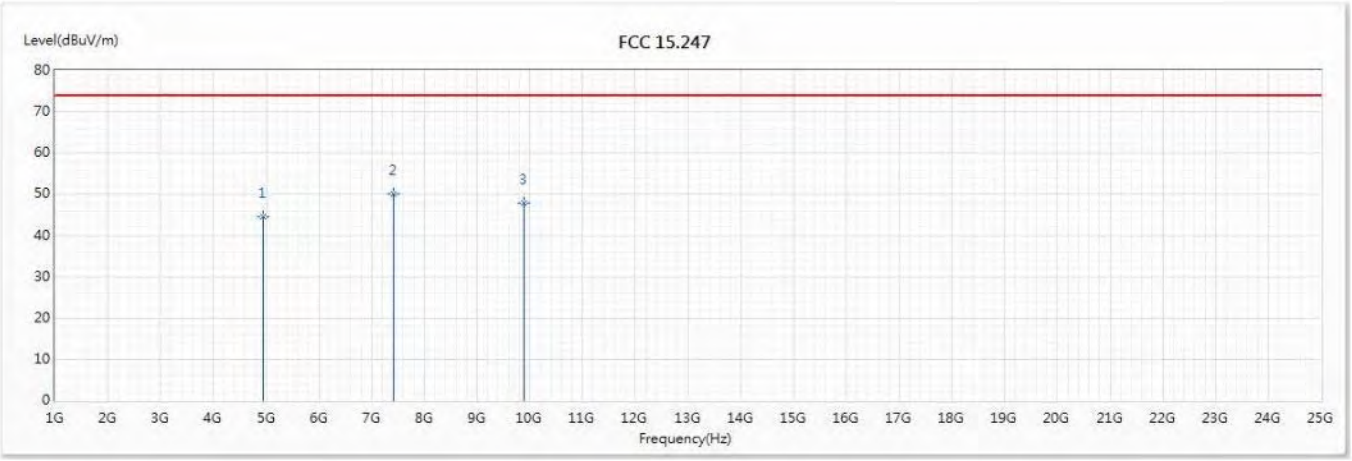

No	Frequency (MHz)	Emission Level (dBuV/m)	Limit (dBuV/m)	Margin (dB)	Reading Level (dBuV)	Correct Factor (dB/m)	Detector Type
1	4944	44.53	74.00	-29.47	48.83	-4.30	PK
* 2	7416	50.18	74.00	-23.82	50.94	-0.76	PK
3	9888	47.99	74.00	-26.01	45.87	2.12	PK

Note:

1. All Readings below 1GHz are Quasi-Peak, above 1GHz are performed with peak and/or average measurements as necessary.
2. Measurement Level = Reading Level + Correct Factor.
3. Correct Factor = Antenna factor + Cable loss –Amplifier gain.
4. The average measurement was not performed when the peak measured data under the limit of average detection.
5. The emission levels of other frequencies are very lower than the limit and not show in test report.

Product	:	Intel® Wireless-AC 9560
Test Item	:	Harmonic Radiated Emission Data
Test Mode	:	Mode 6 SISO B: Transmit (802.11g_6Mbps) (2412MHz)
Test Date	:	2019/11/26

Horizontal

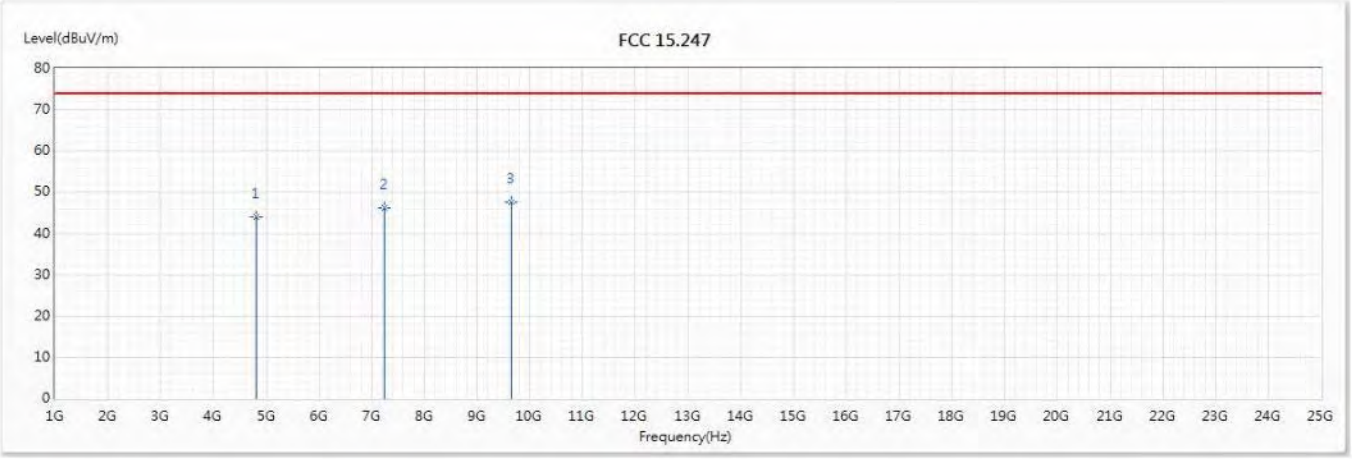

No	Frequency (MHz)	Emission Level (dBuV/m)	Limit (dBuV/m)	Margin (dB)	Reading Level (dBuV)	Correct Factor (dB/m)	Detector Type
1	4824	44.12	74.00	-29.88	48.33	-4.21	PK
2	7236	46.32	74.00	-27.68	46.97	-0.65	PK
* 3	9648	47.52	74.00	-26.48	45.88	1.64	PK

Note:

1. All Readings below 1GHz are Quasi-Peak, above 1GHz are performed with peak and/or average measurements as necessary.
2. Measurement Level = Reading Level + Correct Factor.
3. Correct Factor = Antenna factor + Cable loss –Amplifier gain.
4. The average measurement was not performed when the peak measured data under the limit of average detection.
5. The emission levels of other frequencies are very lower than the limit and not show in test report.

Product	:	Intel® Wireless-AC 9560
Test Item	:	Harmonic Radiated Emission Data
Test Mode	:	Mode 6 SISO B: Transmit (802.11g_6Mbps) (2412MHz)
Test Date	:	2019/11/26

Vertical

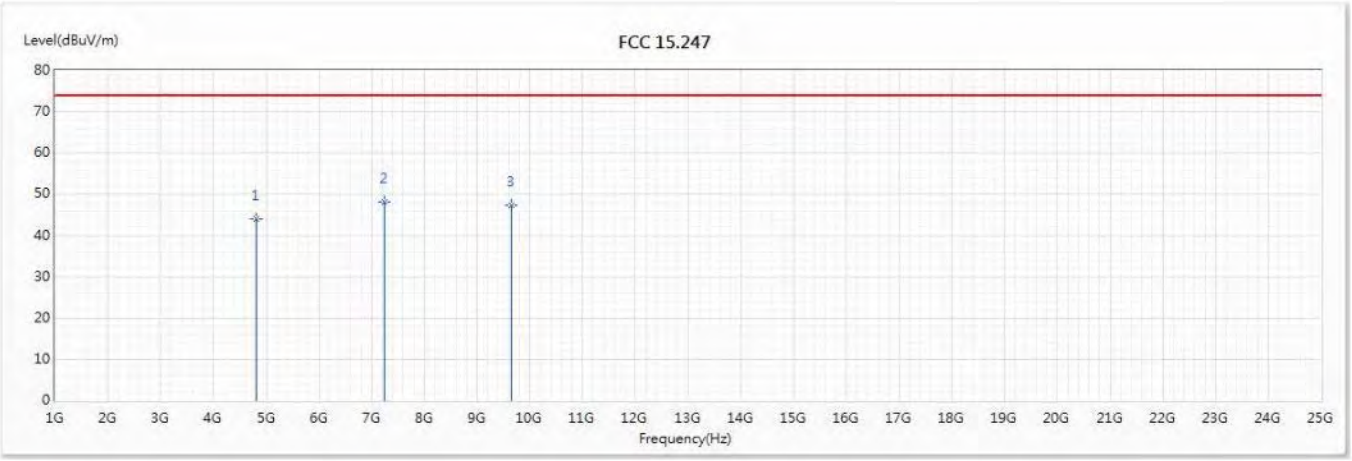

No	Frequency (MHz)	Emission Level (dBuV/m)	Limit (dBuV/m)	Margin (dB)	Reading Level (dBuV)	Correct Factor (dB/m)	Detector Type
1	4824	43.91	74.00	-30.09	48.12	-4.21	PK
* 2	7236	48.28	74.00	-25.72	48.93	-0.65	PK
3	9648	47.27	74.00	-26.73	45.63	1.64	PK

Note:

1. All Readings below 1GHz are Quasi-Peak, above 1GHz are performed with peak and/or average measurements as necessary.
2. Measurement Level = Reading Level + Correct Factor.
3. Correct Factor = Antenna factor + Cable loss –Amplifier gain.
4. The average measurement was not performed when the peak measured data under the limit of average detection.
5. The emission levels of other frequencies are very lower than the limit and not show in test report.

Product	:	Intel® Wireless-AC 9560
Test Item	:	Harmonic Radiated Emission Data
Test Mode	:	Mode 6 SISO B: Transmit (802.11g_6Mbps) (2442MHz)
Test Date	:	2019/11/26

Horizontal

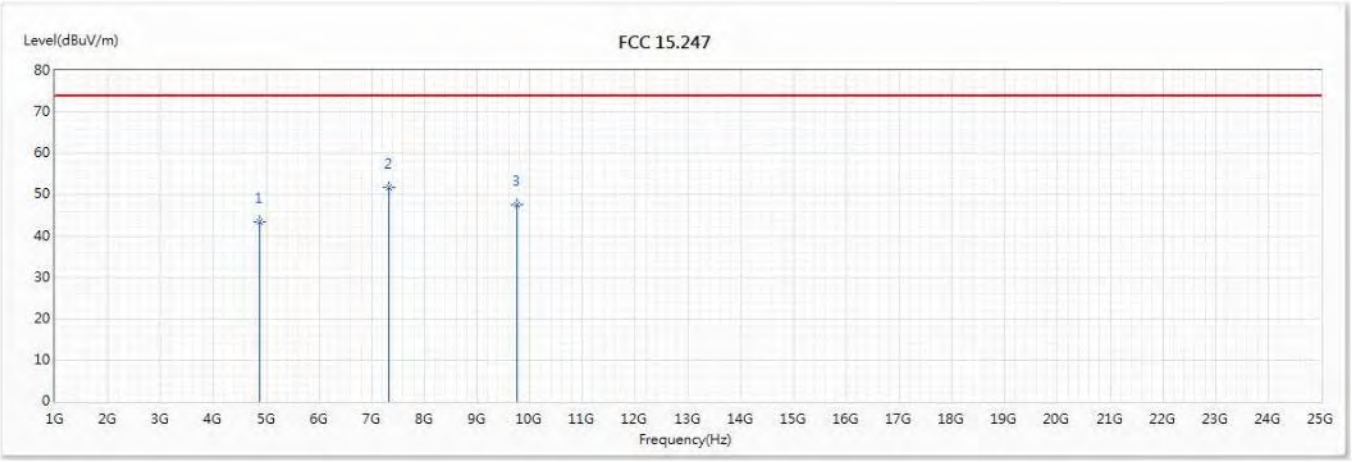

No	Frequency (MHz)	Emission Level (dBuV/m)	Limit (dBuV/m)	Margin (dB)	Reading Level (dBuV)	Correct Factor (dB/m)	Detector Type
1	4884	43.48	74.00	-30.52	47.86	-4.38	PK
* 2	7326	51.73	74.00	-22.27	52.41	-0.68	PK
3	9768	47.65	74.00	-26.35	45.61	2.04	PK

Note:

1. All Readings below 1GHz are Quasi-Peak, above 1GHz are performed with peak and/or average measurements as necessary.
2. Measurement Level = Reading Level + Correct Factor.
3. Correct Factor = Antenna factor + Cable loss –Amplifier gain.
4. The average measurement was not performed when the peak measured data under the limit of average detection.
5. The emission levels of other frequencies are very lower than the limit and not show in test report.

Product	:	Intel® Wireless-AC 9560
Test Item	:	Harmonic Radiated Emission Data
Test Mode	:	Mode 6 SISO B: Transmit (802.11g_6Mbps) (2442MHz)
Test Date	:	2019/11/26

Vertical

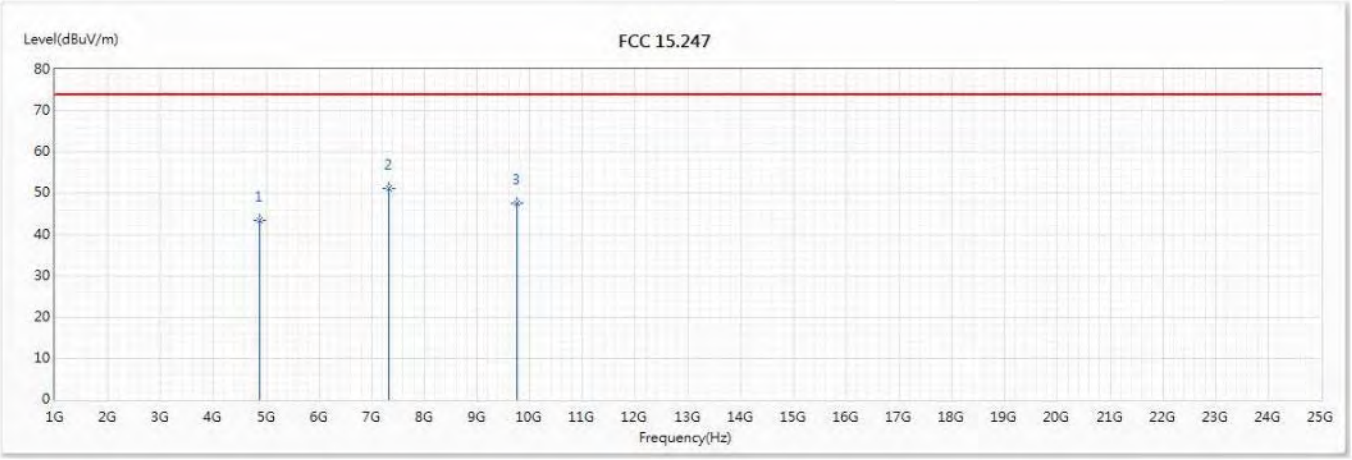

No	Frequency (MHz)	Emission Level (dBuV/m)	Limit (dBuV/m)	Margin (dB)	Reading Level (dBuV)	Correct Factor (dB/m)	Detector Type
1	4884	43.47	74.00	-30.53	47.85	-4.38	PK
* 2	7326	51.11	74.00	-22.89	51.79	-0.68	PK
3	9768	47.71	74.00	-26.29	45.67	2.04	PK

Note:

1. All Readings below 1GHz are Quasi-Peak, above 1GHz are performed with peak and/or average measurements as necessary.
2. Measurement Level = Reading Level + Correct Factor.
3. Correct Factor = Antenna factor + Cable loss –Amplifier gain.
4. The average measurement was not performed when the peak measured data under the limit of average detection.
5. The emission levels of other frequencies are very lower than the limit and not show in test report.

Product	:	Intel® Wireless-AC 9560
Test Item	:	Harmonic Radiated Emission Data
Test Mode	:	Mode 6 SISO B: Transmit (802.11g_6Mbps) (2462MHz)
Test Date	:	2019/11/26

Horizontal

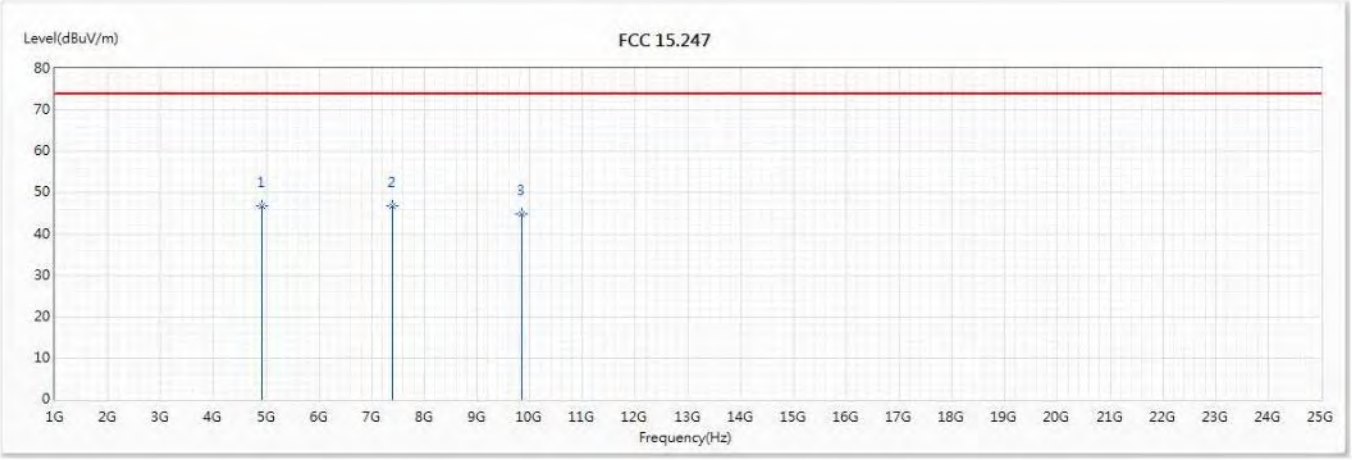

No	Frequency (MHz)	Emission Level (dBuV/m)	Limit (dBuV/m)	Margin (dB)	Reading Level (dBuV)	Correct Factor (dB/m)	Detector Type
* 1	4924	46.84	74.00	-27.16	51.16	-4.32	PK
2	7386	46.82	74.00	-27.18	47.49	-0.67	PK
3	9848	44.87	74.00	-29.13	43.00	1.87	PK

Note:

1. All Readings below 1GHz are Quasi-Peak, above 1GHz are performed with peak and/or average measurements as necessary.
2. Measurement Level = Reading Level + Correct Factor.
3. Correct Factor = Antenna factor + Cable loss –Amplifier gain.
4. The average measurement was not performed when the peak measured data under the limit of average detection.
5. The emission levels of other frequencies are very lower than the limit and not show in test report.

Product	:	Intel® Wireless-AC 9560
Test Item	:	Harmonic Radiated Emission Data
Test Mode	:	Mode 6 SISO B: Transmit (802.11g_6Mbps) (2462MHz)
Test Date	:	2019/11/26

Vertical

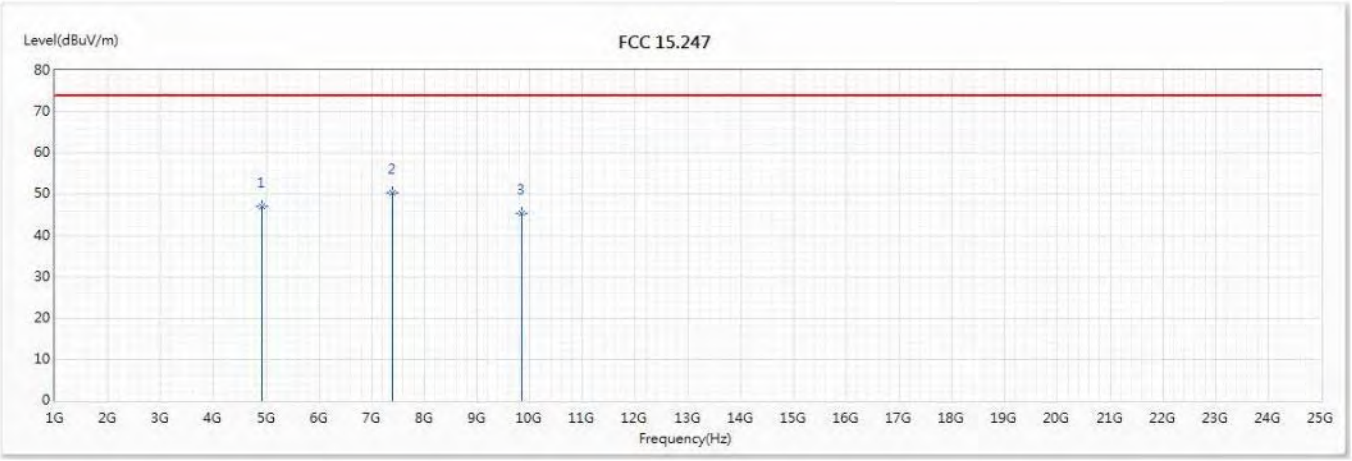

No	Frequency (MHz)	Emission Level (dBuV/m)	Limit (dBuV/m)	Margin (dB)	Reading Level (dBuV)	Correct Factor (dB/m)	Detector Type
1	4924	47.01	74.00	-26.99	51.33	-4.32	PK
* 2	7386	50.35	74.00	-23.65	51.02	-0.67	PK
3	9848	45.44	74.00	-28.56	43.57	1.87	PK

Note:

1. All Readings below 1GHz are Quasi-Peak, above 1GHz are performed with peak and/or average measurements as necessary.
2. Measurement Level = Reading Level + Correct Factor.
3. Correct Factor = Antenna factor + Cable loss –Amplifier gain.
4. The average measurement was not performed when the peak measured data under the limit of average detection.
5. The emission levels of other frequencies are very lower than the limit and not show in test report.

Product	:	Intel® Wireless-AC 9560
Test Item	:	Harmonic Radiated Emission Data
Test Mode	:	Mode 6 SISO B: Transmit (802.11g_6Mbps) (2467MHz)
Test Date	:	2019/11/26

Horizontal

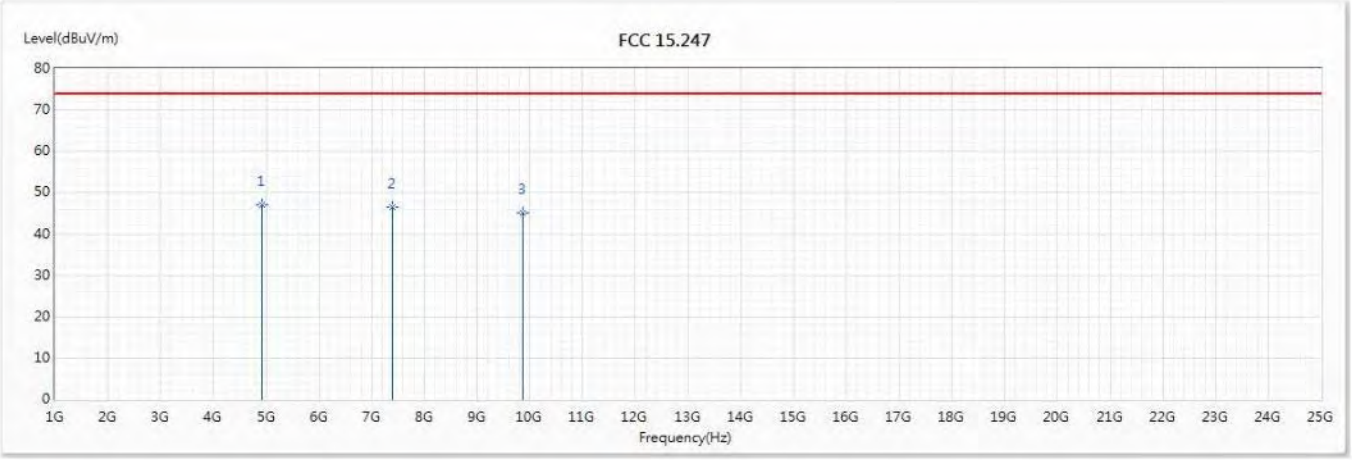

No	Frequency (MHz)	Emission Level (dBuV/m)	Limit (dBuV/m)	Margin (dB)	Reading Level (dBuV)	Correct Factor (dB/m)	Detector Type
* 1	4934	47.02	74.00	-26.98	51.30	-4.28	PK
2	7401	46.56	74.00	-27.44	47.25	-0.69	PK
3	9868	45.09	74.00	-28.91	43.00	2.09	PK

Note:

1. All Readings below 1GHz are Quasi-Peak, above 1GHz are performed with peak and/or average measurements as necessary.
2. Measurement Level = Reading Level + Correct Factor.
3. Correct Factor = Antenna factor + Cable loss –Amplifier gain.
4. The average measurement was not performed when the peak measured data under the limit of average detection.
5. The emission levels of other frequencies are very lower than the limit and not show in test report.

Product	:	Intel® Wireless-AC 9560
Test Item	:	Harmonic Radiated Emission Data
Test Mode	:	Mode 6 SISO B: Transmit (802.11g_6Mbps) (2467MHz)
Test Date	:	2019/11/26

Vertical

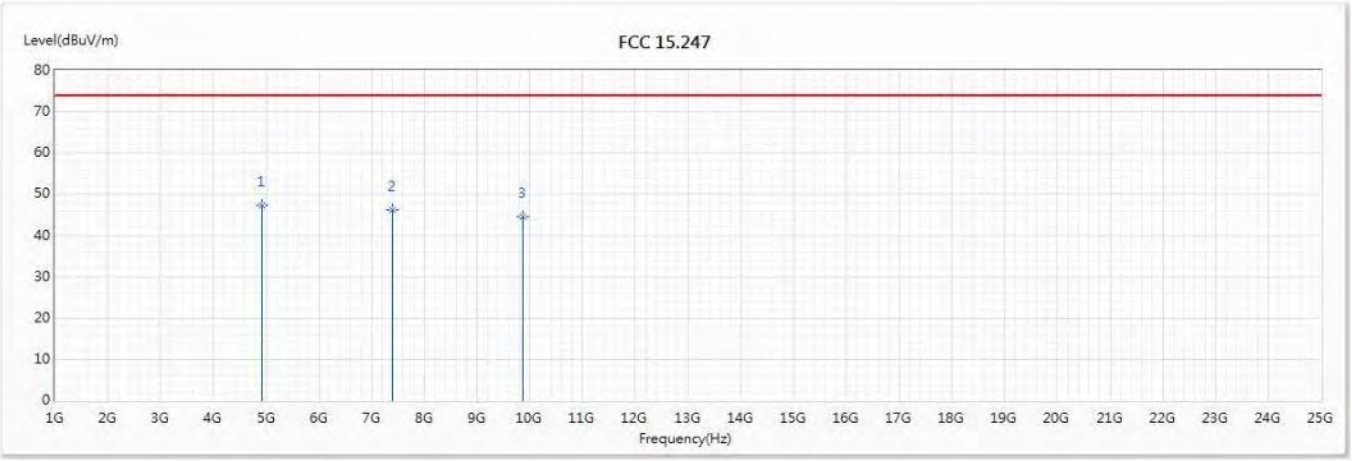

No	Frequency (MHz)	Emission Level (dBuV/m)	Limit (dBuV/m)	Margin (dB)	Reading Level (dBuV)	Correct Factor (dB/m)	Detector Type
* 1	4934	47.24	74.00	-26.76	51.52	-4.28	PK
2	7401	46.25	74.00	-27.75	46.94	-0.69	PK
3	9868	44.49	74.00	-29.51	42.40	2.09	PK

Note:

1. All Readings below 1GHz are Quasi-Peak, above 1GHz are performed with peak and/or average measurements as necessary.
2. Measurement Level = Reading Level + Correct Factor.
3. Correct Factor = Antenna factor + Cable loss –Amplifier gain.
4. The average measurement was not performed when the peak measured data under the limit of average detection.
5. The emission levels of other frequencies are very lower than the limit and not show in test report.

Product	:	Intel® Wireless-AC 9560
Test Item	:	Harmonic Radiated Emission Data
Test Mode	:	Mode 6 SISO B: Transmit (802.11g_6Mbps) (2472MHz)
Test Date	:	2019/11/26

Horizontal

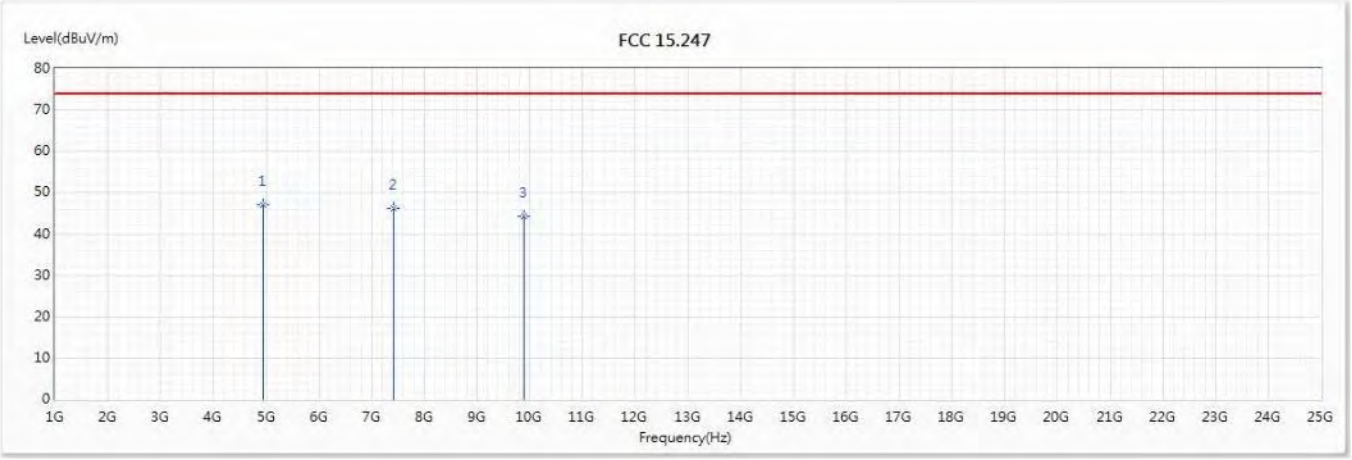

No	Frequency (MHz)	Emission Level (dBuV/m)	Limit (dBuV/m)	Margin (dB)	Reading Level (dBuV)	Correct Factor (dB/m)	Detector Type
* 1	4944	47.00	74.00	-27.00	51.30	-4.30	PK
2	7416	46.14	74.00	-27.86	46.90	-0.76	PK
3	9888	44.36	74.00	-29.64	42.24	2.12	PK

Note:

1. All Readings below 1GHz are Quasi-Peak, above 1GHz are performed with peak and/or average measurements as necessary.
2. Measurement Level = Reading Level + Correct Factor.
3. Correct Factor = Antenna factor + Cable loss –Amplifier gain.
4. The average measurement was not performed when the peak measured data under the limit of average detection.
5. The emission levels of other frequencies are very lower than the limit and not show in test report.

Product	:	Intel® Wireless-AC 9560
Test Item	:	Harmonic Radiated Emission Data
Test Mode	:	Mode 6 SISO B: Transmit (802.11g_6Mbps) (2472MHz)
Test Date	:	2019/11/26

Vertical

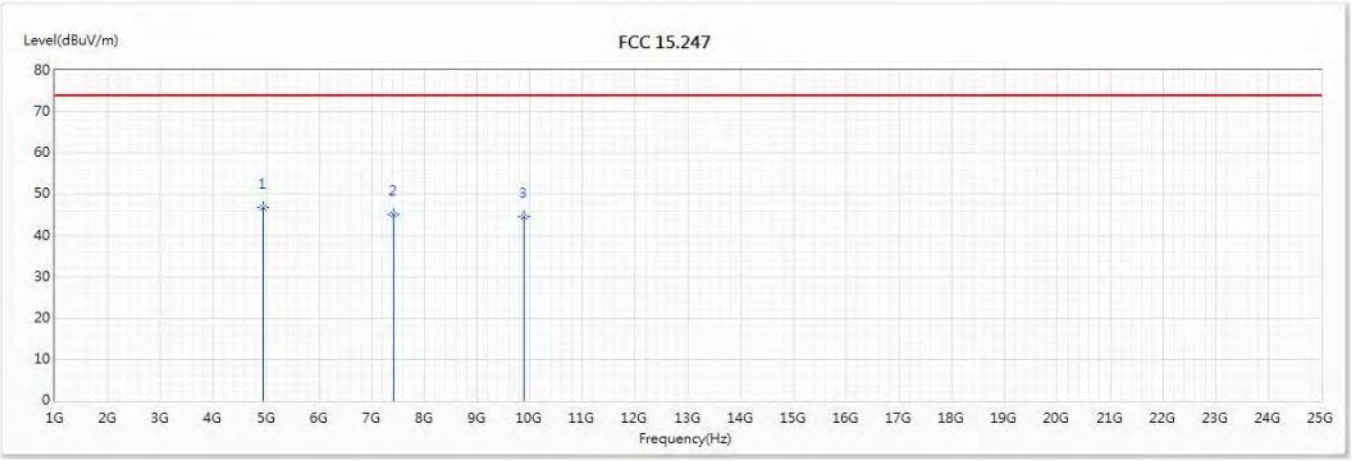

No	Frequency (MHz)	Emission Level (dBuV/m)	Limit (dBuV/m)	Margin (dB)	Reading Level (dBuV)	Correct Factor (dB/m)	Detector Type
* 1	4944	46.90	74.00	-27.10	51.20	-4.30	PK
2	7416	45.24	74.00	-28.76	46.00	-0.76	PK
3	9888	44.63	74.00	-29.37	42.51	2.12	PK

Note:

1. All Readings below 1GHz are Quasi-Peak, above 1GHz are performed with peak and/or average measurements as necessary.
2. Measurement Level = Reading Level + Correct Factor.
3. Correct Factor = Antenna factor + Cable loss –Amplifier gain.
4. The average measurement was not performed when the peak measured data under the limit of average detection.
5. The emission levels of other frequencies are very lower than the limit and not show in test report.

Product : Intel® Wireless-AC 9560
Test Item : Harmonic Radiated Emission Data
Test Mode : Mode 7 SISO B: Transmit (802.11n-20BW_7.2Mbps) (2412MHz)
Test Date : 2019/12/06

Horizontal

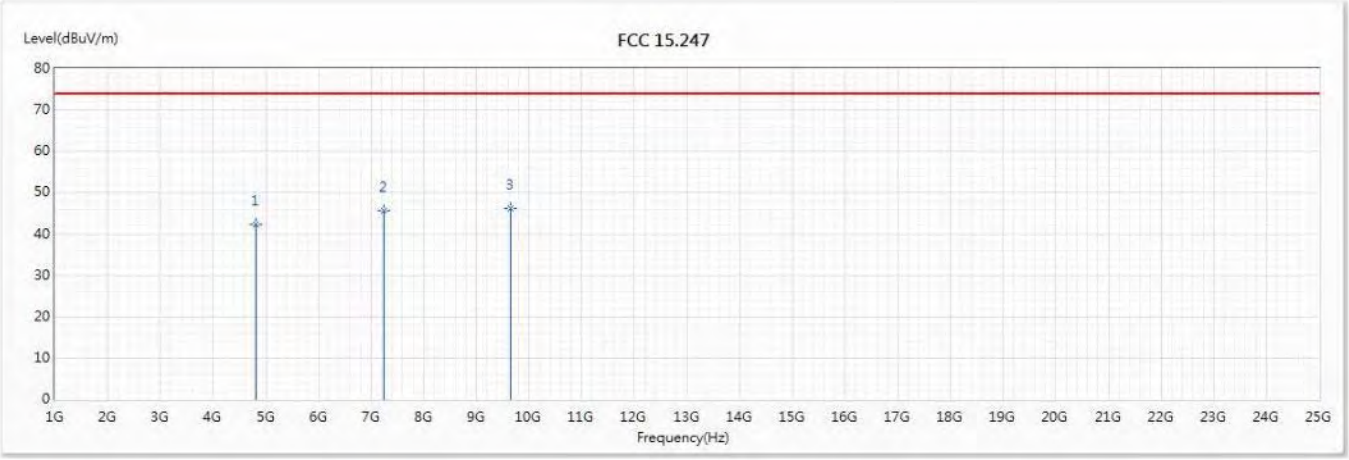

No	Frequency (MHz)	Emission Level (dBuV/m)	Limit (dBuV/m)	Margin (dB)	Reading Level (dBuV)	Correct Factor (dB/m)	Detector Type
1	4824	42.31	74.00	-31.69	46.52	-4.21	PK
2	7236	45.59	74.00	-28.41	46.34	-0.75	PK
* 3	9648	46.24	74.00	-27.76	44.60	1.64	PK

Note:

1. All Readings below 1GHz are Quasi-Peak, above 1GHz are performed with peak and/or average measurements as necessary.
2. Measurement Level = Reading Level + Correct Factor.
3. Correct Factor = Antenna factor + Cable loss –Amplifier gain.
4. The average measurement was not performed when the peak measured data under the limit of average detection.
5. The emission levels of other frequencies are very lower than the limit and not show in test report.

Product : Intel® Wireless-AC 9560
Test Item : Harmonic Radiated Emission Data
Test Mode : Mode 7 SISO B: Transmit (802.11n-20BW_7.2Mbps) (2412MHz)
Test Date : 2019/12/06

Vertical

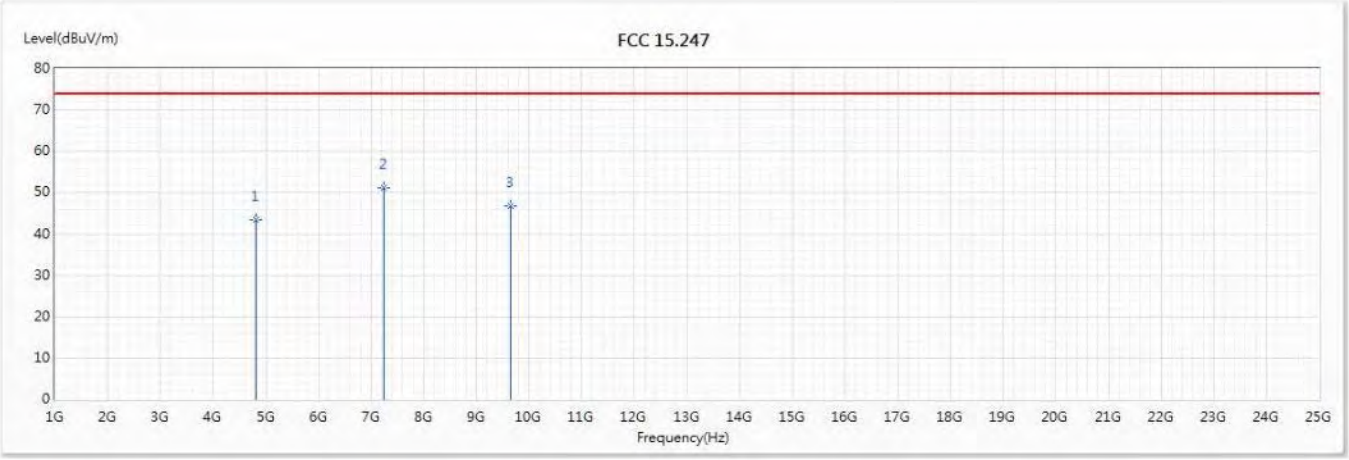

No	Frequency (MHz)	Emission Level (dBuV/m)	Limit (dBuV/m)	Margin (dB)	Reading Level (dBuV)	Correct Factor (dB/m)	Detector Type
1	4824	43.47	74.00	-30.53	47.68	-4.21	PK
* 2	7236	51.24	74.00	-22.76	51.99	-0.75	PK
3	9648	46.67	74.00	-27.33	45.03	1.64	PK

Note:

1. All Readings below 1GHz are Quasi-Peak, above 1GHz are performed with peak and/or average measurements as necessary.
2. Measurement Level = Reading Level + Correct Factor.
3. Correct Factor = Antenna factor + Cable loss –Amplifier gain.
4. The average measurement was not performed when the peak measured data under the limit of average detection.
5. The emission levels of other frequencies are very lower than the limit and not show in test report.

Product	:	Intel® Wireless-AC 9560
Test Item	:	Harmonic Radiated Emission Data
Test Mode	:	Mode 7 SISO B: Transmit (802.11n-20BW_7.2Mbps) (2442MHz)
Test Date	:	2019/12/06

Horizontal

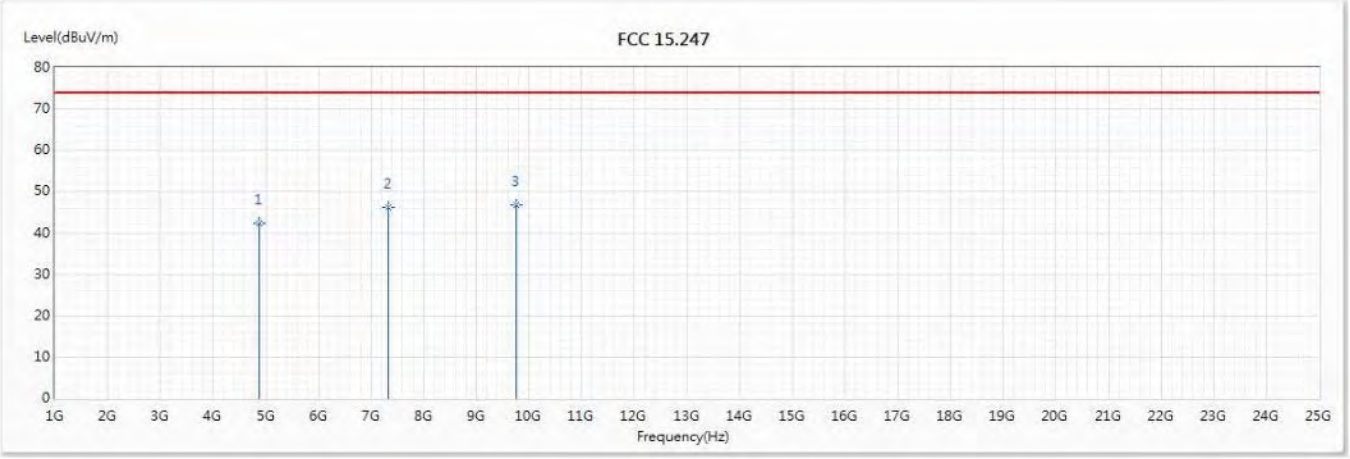

No	Frequency (MHz)	Emission Level (dBuV/m)	Limit (dBuV/m)	Margin (dB)	Reading Level (dBuV)	Correct Factor (dB/m)	Detector Type
1	4884	42.44	74.00	-31.56	46.82	-4.38	PK
2	7326	46.23	74.00	-27.77	47.01	-0.78	PK
* 3	9768	46.66	74.00	-27.34	44.61	2.05	PK

Note:

1. All Readings below 1GHz are Quasi-Peak, above 1GHz are performed with peak and/or average measurements as necessary.
2. Measurement Level = Reading Level + Correct Factor.
3. Correct Factor = Antenna factor + Cable loss –Amplifier gain.
4. The average measurement was not performed when the peak measured data under the limit of average detection.
5. The emission levels of other frequencies are very lower than the limit and not show in test report.

Product	:	Intel® Wireless-AC 9560
Test Item	:	Harmonic Radiated Emission Data
Test Mode	:	Mode 7 SISO B: Transmit (802.11n-20BW_7.2Mbps) (2442MHz)
Test Date	:	2019/12/06

Vertical

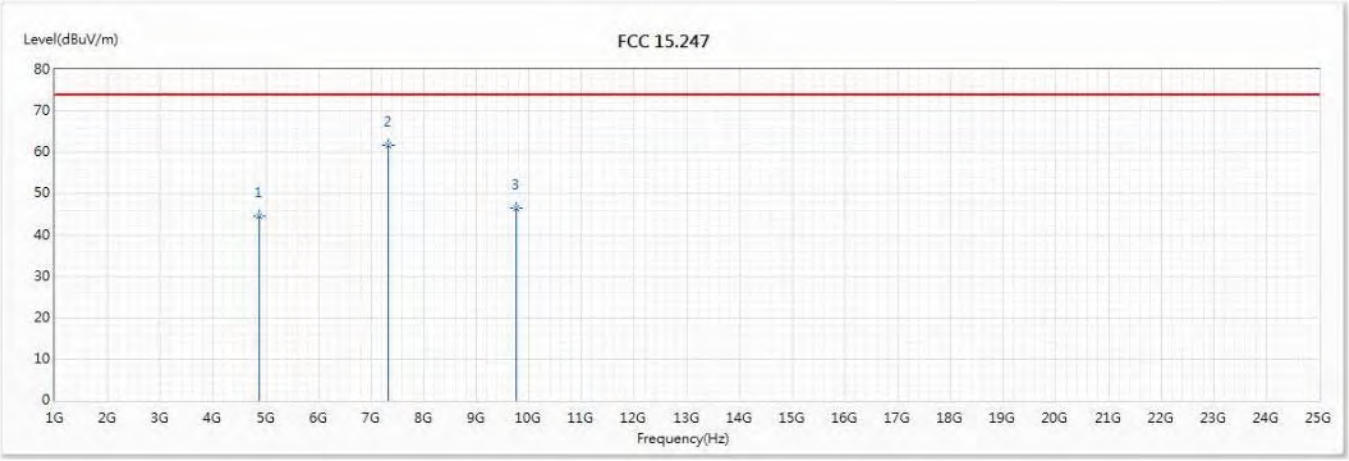

No	Frequency (MHz)	Emission Level (dBuV/m)	Limit (dBuV/m)	Margin (dB)	Reading Level (dBuV)	Correct Factor (dB/m)	Detector Type
1	4884	44.51	74.00	-29.49	48.89	-4.38	PK
* 2	7326	61.74	74.00	-12.26	62.52	-0.78	PK
3	9768	46.42	74.00	-27.58	44.37	2.05	PK

Note:

1. All Readings below 1GHz are Quasi-Peak, above 1GHz are performed with peak and/or average measurements as necessary.
2. Measurement Level = Reading Level + Correct Factor.
3. Correct Factor = Antenna factor + Cable loss –Amplifier gain.
4. The average measurement was not performed when the peak measured data under the limit of average detection.
5. The emission levels of other frequencies are very lower than the limit and not show in test report.

Product	:	Intel® Wireless-AC 9560
Test Item	:	Harmonic Radiated Emission Data
Test Mode	:	Mode 7 SISO B: Transmit (802.11n-20BW_7.2Mbps) (2442MHz)
Test Date	:	2019/12/06

Vertical

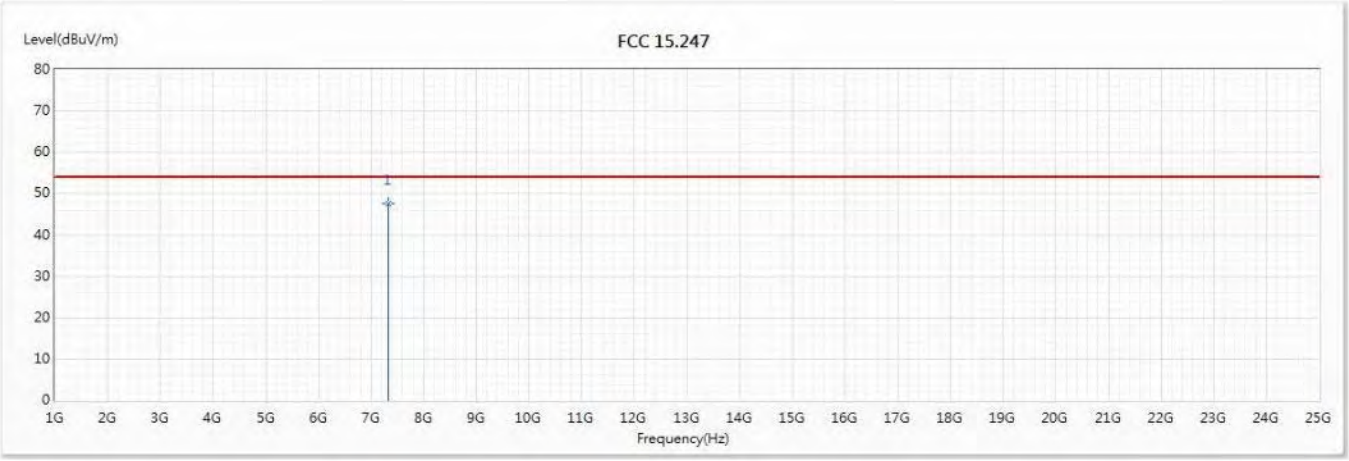

No	Frequency (MHz)	Emission Level (dBuV/m)	Limit (dBuV/m)	Margin (dB)	Reading Level (dBuV)	Correct Factor (dB/m)	Detector Type
* 1	7326	47.49	54.00	-6.51	48.27	-0.78	AV

Note:

1. All Readings below 1GHz are Quasi-Peak, above 1GHz are performed with peak and/or average measurements as necessary.
2. Measurement Level = Reading Level + Correct Factor.
3. Correct Factor = Antenna factor + Cable loss –Amplifier gain.
4. The average measurement was not performed when the peak measured data under the limit of average detection.
5. The emission levels of other frequencies are very lower than the limit and not show in test report.

Product : Intel® Wireless-AC 9560
Test Item : Harmonic Radiated Emission Data
Test Mode : Mode 7 SISO B: Transmit (802.11n-20BW_7.2Mbps) (2462MHz)
Test Date : 2019/12/06

Horizontal

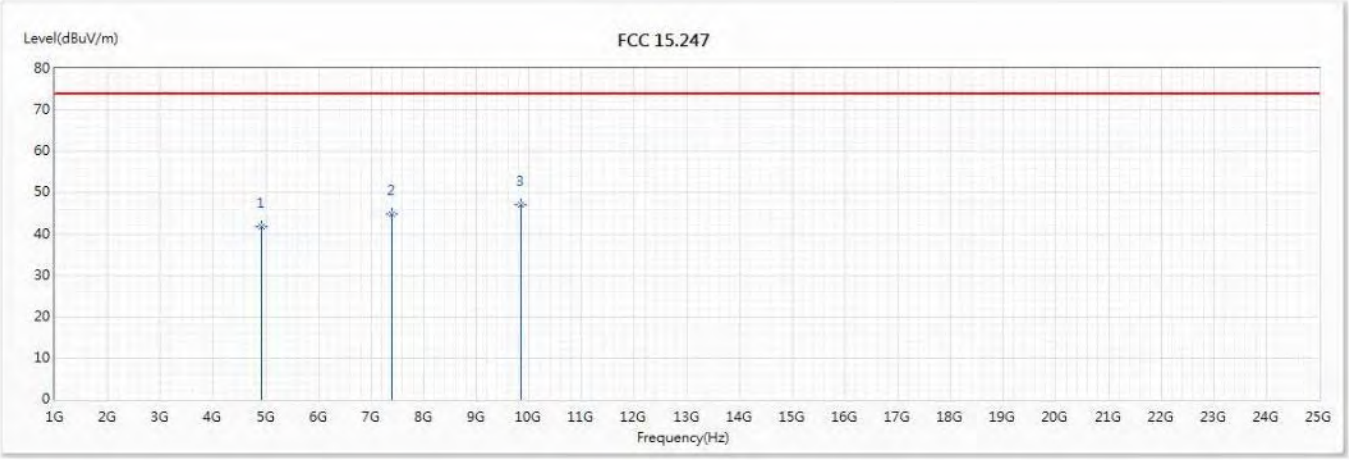

No	Frequency (MHz)	Emission Level (dBuV/m)	Limit (dBuV/m)	Margin (dB)	Reading Level (dBuV)	Correct Factor (dB/m)	Detector Type
1	4924	41.72	74.00	-32.28	45.94	-4.22	PK
2	7386	44.93	74.00	-29.07	45.63	-0.70	PK
* 3	9848	46.98	74.00	-27.02	44.81	2.17	PK

Note:

1. All Readings below 1GHz are Quasi-Peak, above 1GHz are performed with peak and/or average measurements as necessary.
2. Measurement Level = Reading Level + Correct Factor.
3. Correct Factor = Antenna factor + Cable loss –Amplifier gain.
4. The average measurement was not performed when the peak measured data under the limit of average detection.
5. The emission levels of other frequencies are very lower than the limit and not show in test report.

Product : Intel® Wireless-AC 9560
Test Item : Harmonic Radiated Emission Data
Test Mode : Mode 7 SISO B: Transmit (802.11n-20BW_7.2Mbps) (2462MHz)
Test Date : 2019/12/06

Vertical

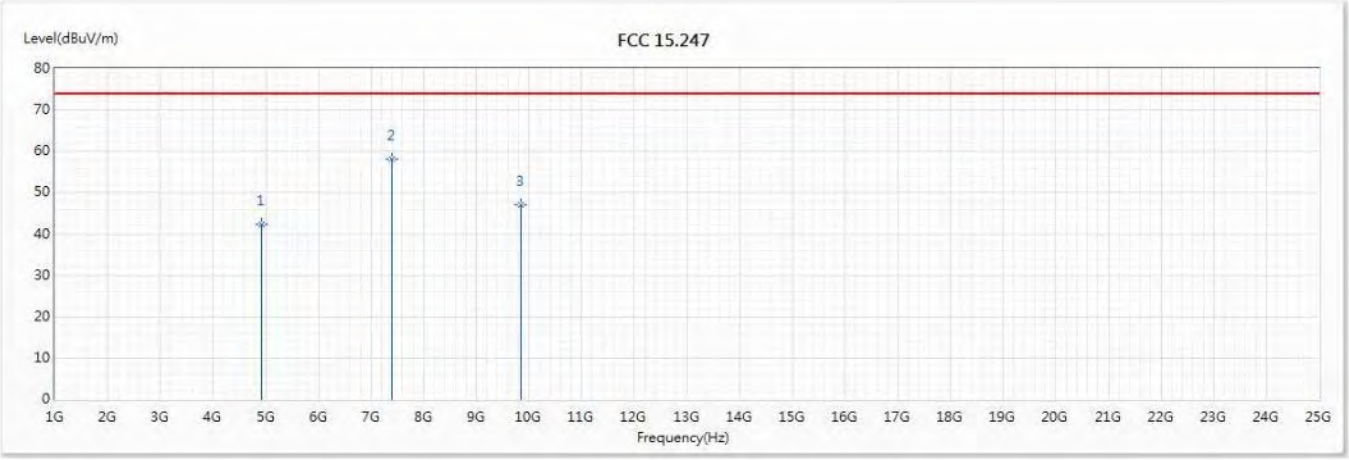

No	Frequency (MHz)	Emission Level (dBuV/m)	Limit (dBuV/m)	Margin (dB)	Reading Level (dBuV)	Correct Factor (dB/m)	Detector Type
1	4924	42.37	74.00	-31.63	46.59	-4.22	PK
* 2	7386	58.14	74.00	-15.86	58.84	-0.70	PK
3	9848	46.98	74.00	-27.02	44.81	2.17	PK

Note:

1. All Readings below 1GHz are Quasi-Peak, above 1GHz are performed with peak and/or average measurements as necessary.
2. Measurement Level = Reading Level + Correct Factor.
3. Correct Factor = Antenna factor + Cable loss –Amplifier gain.
4. The average measurement was not performed when the peak measured data under the limit of average detection.
5. The emission levels of other frequencies are very lower than the limit and not show in test report.

Product : Intel® Wireless-AC 9560
Test Item : Harmonic Radiated Emission Data
Test Mode : Mode 7 SISO B: Transmit (802.11n-20BW_7.2Mbps) (2462MHz)
Test Date : 2019/12/06

Vertical

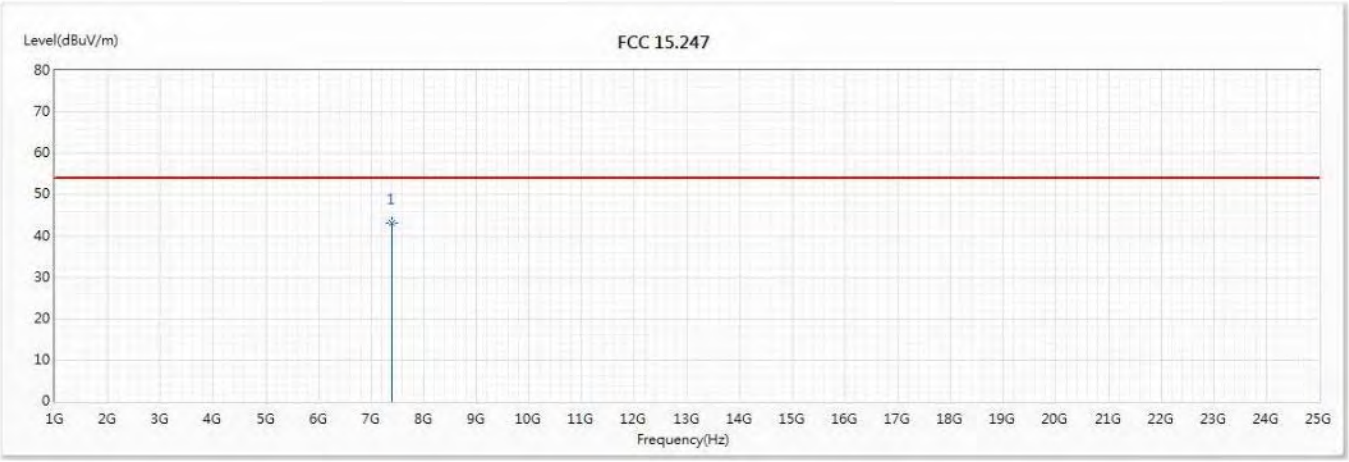

No	Frequency (MHz)	Emission Level (dBuV/m)	Limit (dBuV/m)	Margin (dB)	Reading Level (dBuV)	Correct Factor (dB/m)	Detector Type
* 1	7386	43.21	54.00	-10.79	43.91	-0.70	AV

Note:

1. All Readings below 1GHz are Quasi-Peak, above 1GHz are performed with peak and/or average measurements as necessary.
2. Measurement Level = Reading Level + Correct Factor.
3. Correct Factor = Antenna factor + Cable loss –Amplifier gain.
4. The average measurement was not performed when the peak measured data under the limit of average detection.
5. The emission levels of other frequencies are very lower than the limit and not show in test report.

Product : Intel® Wireless-AC 9560
Test Item : Harmonic Radiated Emission Data
Test Mode : Mode 7 SISO B: Transmit (802.11n-20BW_7.2Mbps) (2467MHz)
Test Date : 2019/12/06

Horizontal

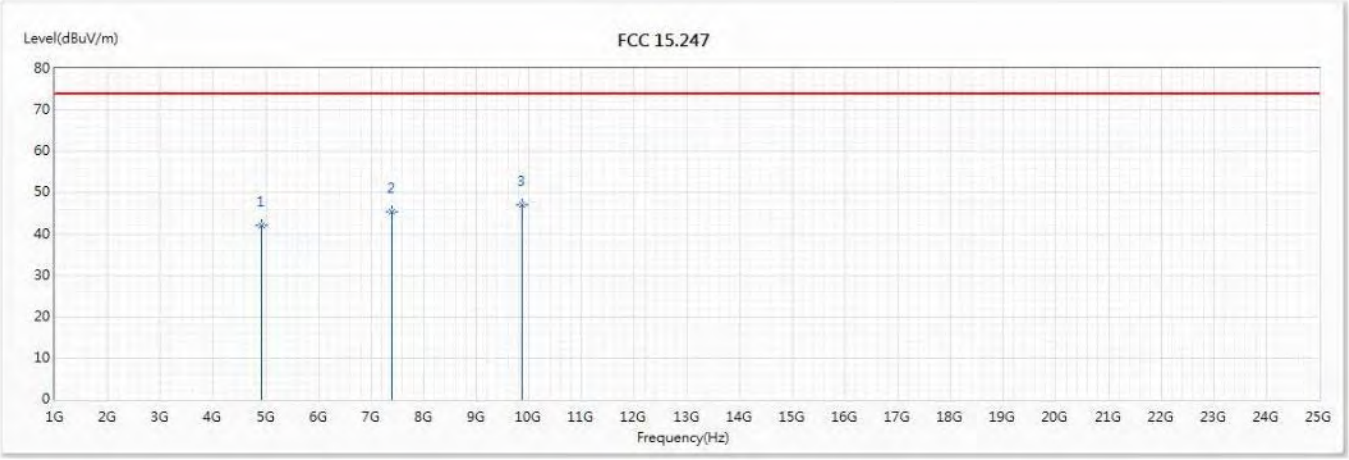

No	Frequency (MHz)	Emission Level (dBuV/m)	Limit (dBuV/m)	Margin (dB)	Reading Level (dBuV)	Correct Factor (dB/m)	Detector Type
1	4934	42.02	74.00	-31.98	46.16	-4.14	PK
2	7401	45.34	74.00	-28.66	46.03	-0.69	PK
* 3	9868	47.12	74.00	-26.88	44.73	2.39	PK

Note:

1. All Readings below 1GHz are Quasi-Peak, above 1GHz are performed with peak and/or average measurements as necessary.
2. Measurement Level = Reading Level + Correct Factor.
3. Correct Factor = Antenna factor + Cable loss –Amplifier gain.
4. The average measurement was not performed when the peak measured data under the limit of average detection.
5. The emission levels of other frequencies are very lower than the limit and not show in test report.

Product : Intel® Wireless-AC 9560
Test Item : Harmonic Radiated Emission Data
Test Mode : Mode 7 SISO B: Transmit (802.11n-20BW_7.2Mbps) (2467MHz)
Test Date : 2019/12/06

Vertical

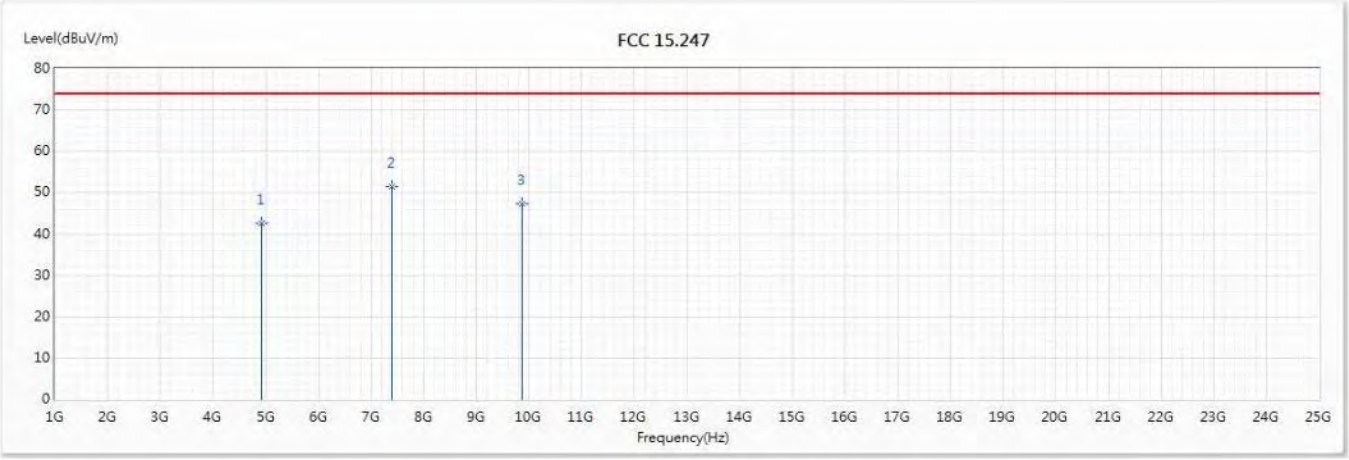

No	Frequency (MHz)	Emission Level (dBuV/m)	Limit (dBuV/m)	Margin (dB)	Reading Level (dBuV)	Correct Factor (dB/m)	Detector Type
1	4934	42.60	74.00	-31.40	46.74	-4.14	PK
* 2	7401	51.37	74.00	-22.63	52.06	-0.69	PK
3	9868	47.34	74.00	-26.66	44.95	2.39	PK

Note:

1. All Readings below 1GHz are Quasi-Peak, above 1GHz are performed with peak and/or average measurements as necessary.
2. Measurement Level = Reading Level + Correct Factor.
3. Correct Factor = Antenna factor + Cable loss –Amplifier gain.
4. The average measurement was not performed when the peak measured data under the limit of average detection.
5. The emission levels of other frequencies are very lower than the limit and not show in test report.

Product : Intel® Wireless-AC 9560
Test Item : Harmonic Radiated Emission Data
Test Mode : Mode 7 SISO B: Transmit (802.11n-20BW_7.2Mbps) (2472MHz)
Test Date : 2019/12/06

Horizontal

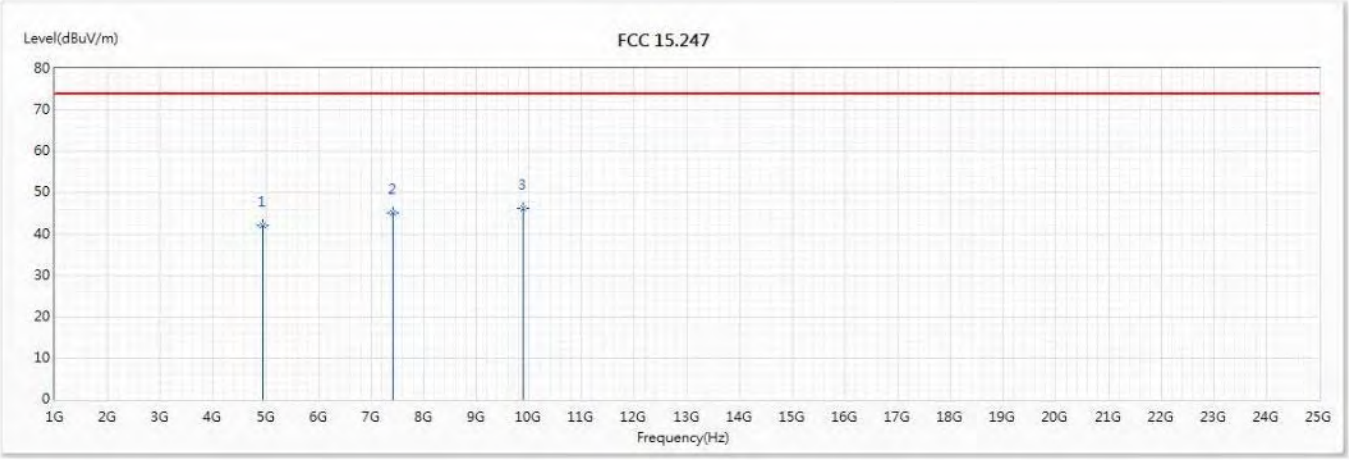

No	Frequency (MHz)	Emission Level (dBuV/m)	Limit (dBuV/m)	Margin (dB)	Reading Level (dBuV)	Correct Factor (dB/m)	Detector Type
1	4944	42.18	74.00	-31.82	46.30	-4.12	PK
2	7416	45.07	74.00	-28.93	45.83	-0.76	PK
* 3	9888	46.35	74.00	-27.65	43.93	2.42	PK

Note:

1. All Readings below 1GHz are Quasi-Peak, above 1GHz are performed with peak and/or average measurements as necessary.
2. Measurement Level = Reading Level + Correct Factor.
3. Correct Factor = Antenna factor + Cable loss –Amplifier gain.
4. The average measurement was not performed when the peak measured data under the limit of average detection.
5. The emission levels of other frequencies are very lower than the limit and not show in test report.

Product : Intel® Wireless-AC 9560
Test Item : Harmonic Radiated Emission Data
Test Mode : Mode 7 SISO B: Transmit (802.11n-20BW_7.2Mbps) (2472MHz)
Test Date : 2019/12/06

Vertical

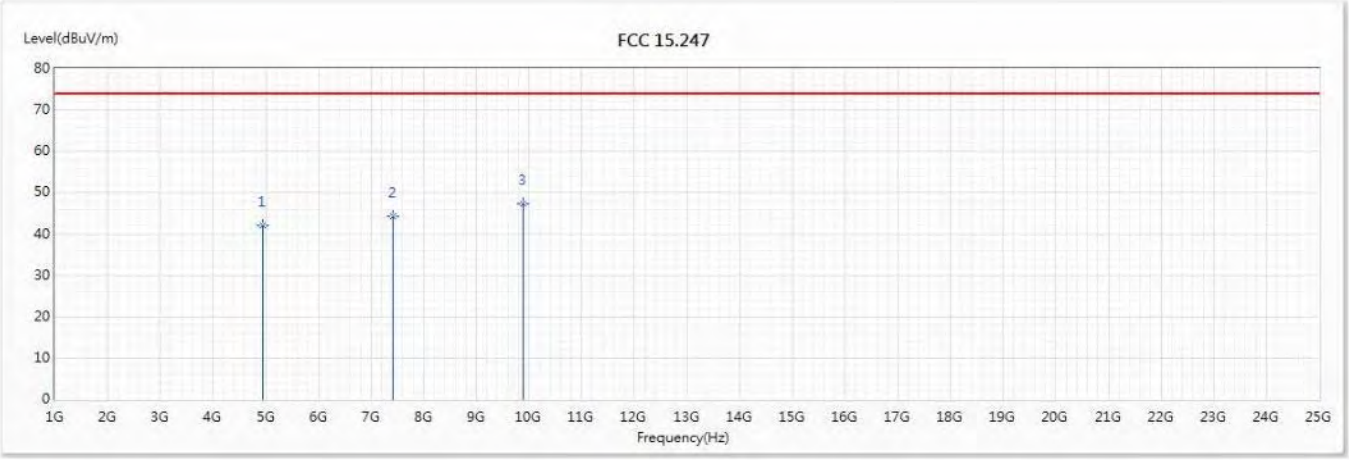

No	Frequency (MHz)	Emission Level (dBuV/m)	Limit (dBuV/m)	Margin (dB)	Reading Level (dBuV)	Correct Factor (dB/m)	Detector Type
1	4944	42.16	74.00	-31.84	46.28	-4.12	PK
2	7416	44.23	74.00	-29.77	44.99	-0.76	PK
* 3	9888	47.37	74.00	-26.63	44.95	2.42	PK

Note:

1. All Readings below 1GHz are Quasi-Peak, above 1GHz are performed with peak and/or average measurements as necessary.
2. Measurement Level = Reading Level + Correct Factor.
3. Correct Factor = Antenna factor + Cable loss –Amplifier gain.
4. The average measurement was not performed when the peak measured data under the limit of average detection.
5. The emission levels of other frequencies are very lower than the limit and not show in test report.

Product : Intel® Wireless-AC 9560
Test Item : Harmonic Radiated Emission Data
Test Mode : Mode 8 SISO B: Transmit (802.11n-40BW_15Mbps) (2422MHz)
Test Date : 2019/12/06

Horizontal

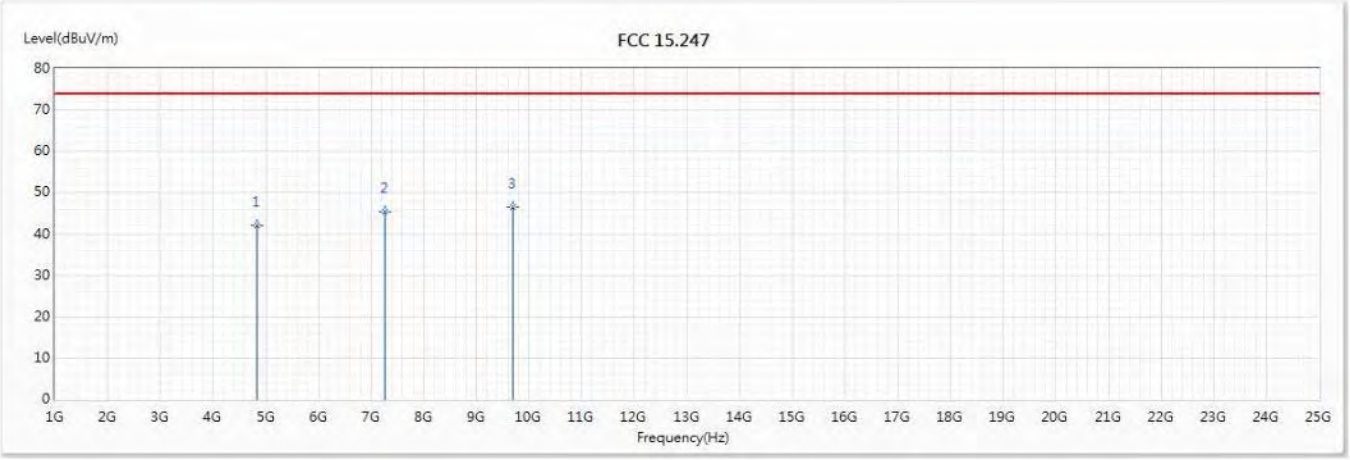

No	Frequency (MHz)	Emission Level (dBuV/m)	Limit (dBuV/m)	Margin (dB)	Reading Level (dBuV)	Correct Factor (dB/m)	Detector Type
1	4844	42.12	74.00	-31.88	46.29	-4.17	PK
2	7266	45.46	74.00	-28.54	46.28	-0.82	PK
* 3	9688	46.39	74.00	-27.61	44.75	1.64	PK

Note:

1. All Readings below 1GHz are Quasi-Peak, above 1GHz are performed with peak and/or average measurements as necessary.
2. Measurement Level = Reading Level + Correct Factor.
3. Correct Factor = Antenna factor + Cable loss –Amplifier gain.
4. The average measurement was not performed when the peak measured data under the limit of average detection.
5. The emission levels of other frequencies are very lower than the limit and not show in test report.

Product : Intel® Wireless-AC 9560
Test Item : Harmonic Radiated Emission Data
Test Mode : Mode 8 SISO B: Transmit (802.11n-40BW_15Mbps) (2422MHz)
Test Date : 2019/12/06

Vertical

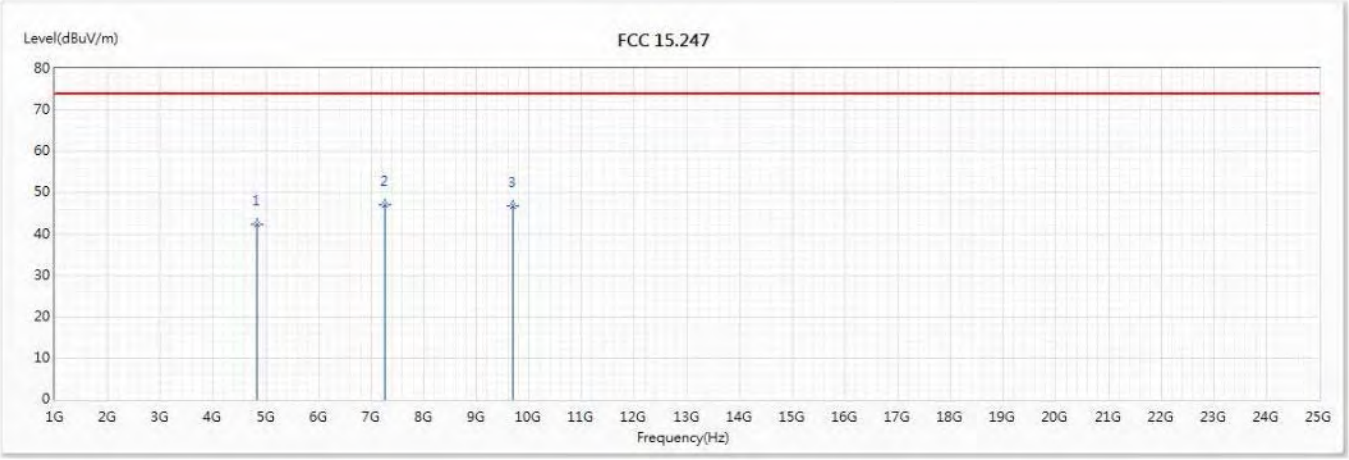

No	Frequency (MHz)	Emission Level (dBuV/m)	Limit (dBuV/m)	Margin (dB)	Reading Level (dBuV)	Correct Factor (dB/m)	Detector Type
1	4844	42.41	74.00	-31.59	46.58	-4.17	PK
* 2	7266	47.17	74.00	-26.83	47.99	-0.82	PK
3	9688	46.71	74.00	-27.29	45.07	1.64	PK

Note:

1. All Readings below 1GHz are Quasi-Peak, above 1GHz are performed with peak and/or average measurements as necessary.
2. Measurement Level = Reading Level + Correct Factor.
3. Correct Factor = Antenna factor + Cable loss –Amplifier gain.
4. The average measurement was not performed when the peak measured data under the limit of average detection.
5. The emission levels of other frequencies are very lower than the limit and not show in test report.

Product	:	Intel® Wireless-AC 9560
Test Item	:	Harmonic Radiated Emission Data
Test Mode	:	Mode 8 SISO B: Transmit (802.11n-40BW_15Mbps) (2442MHz)
Test Date	:	2019/12/06

Horizontal

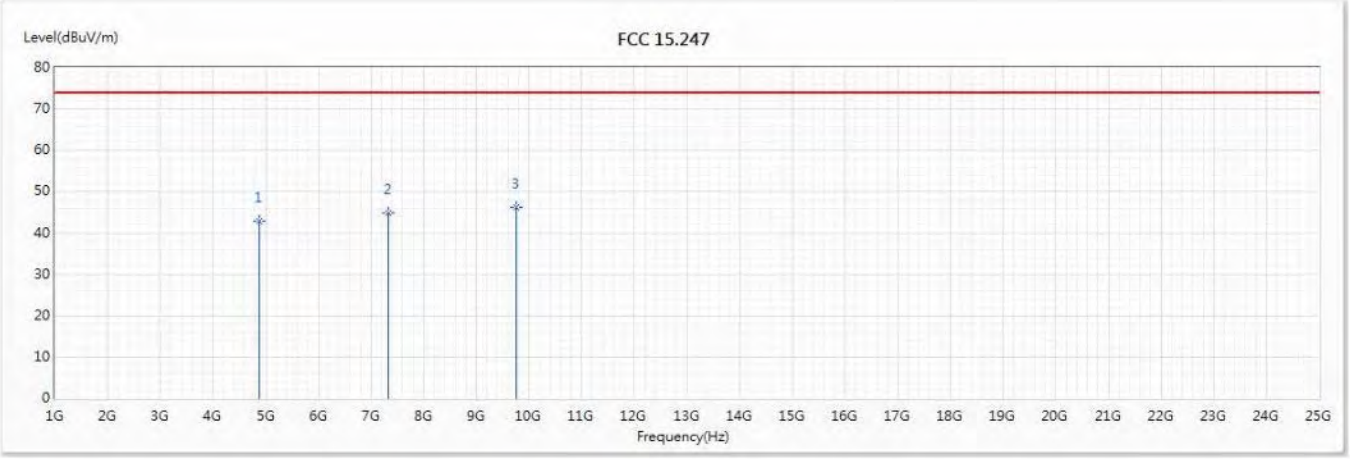

No	Frequency (MHz)	Emission Level (dBuV/m)	Limit (dBuV/m)	Margin (dB)	Reading Level (dBuV)	Correct Factor (dB/m)	Detector Type
1	4884	42.88	74.00	-31.12	47.26	-4.38	PK
2	7326	44.93	74.00	-29.07	45.71	-0.78	PK
* 3	9768	46.34	74.00	-27.66	44.29	2.05	PK

Note:

1. All Readings below 1GHz are Quasi-Peak, above 1GHz are performed with peak and/or average measurements as necessary.
2. Measurement Level = Reading Level + Correct Factor.
3. Correct Factor = Antenna factor + Cable loss –Amplifier gain.
4. The average measurement was not performed when the peak measured data under the limit of average detection.
5. The emission levels of other frequencies are very lower than the limit and not show in test report.

Product	:	Intel® Wireless-AC 9560
Test Item	:	Harmonic Radiated Emission Data
Test Mode	:	Mode 8 SISO B: Transmit (802.11n-40BW_15Mbps) (2442MHz)
Test Date	:	2019/12/06

Vertical

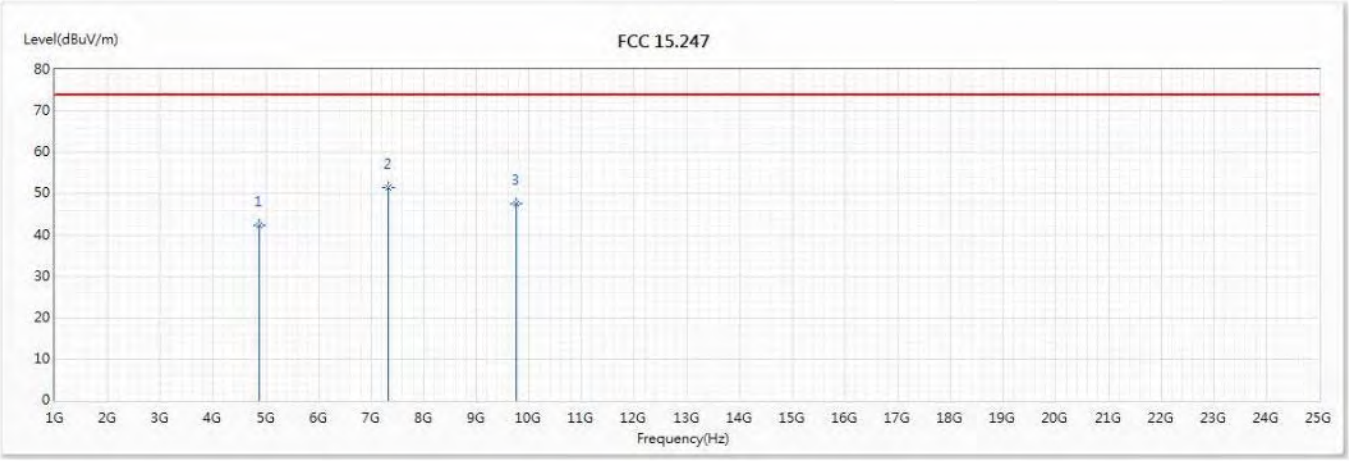

No	Frequency (MHz)	Emission Level (dBuV/m)	Limit (dBuV/m)	Margin (dB)	Reading Level (dBuV)	Correct Factor (dB/m)	Detector Type
1	4884	42.37	74.00	-31.63	46.75	-4.38	PK
* 2	7326	51.51	74.00	-22.49	52.29	-0.78	PK
3	9768	47.64	74.00	-26.36	45.59	2.05	PK

Note:

1. All Readings below 1GHz are Quasi-Peak, above 1GHz are performed with peak and/or average measurements as necessary.
2. Measurement Level = Reading Level + Correct Factor.
3. Correct Factor = Antenna factor + Cable loss –Amplifier gain.
4. The average measurement was not performed when the peak measured data under the limit of average detection.
5. The emission levels of other frequencies are very lower than the limit and not show in test report.

Product : Intel® Wireless-AC 9560
Test Item : Harmonic Radiated Emission Data
Test Mode : Mode 8 SISO B: Transmit (802.11n-40BW_15Mbps) (2452MHz)
Test Date : 2019/12/06

Horizontal

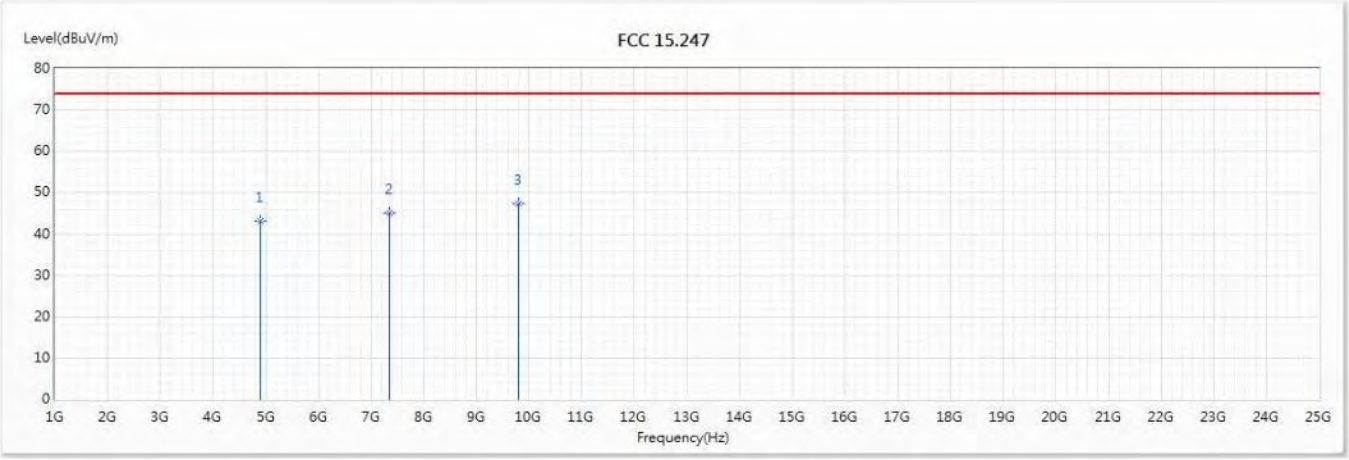

No	Frequency (MHz)	Emission Level (dBuV/m)	Limit (dBuV/m)	Margin (dB)	Reading Level (dBuV)	Correct Factor (dB/m)	Detector Type
1	4904	43.09	74.00	-30.91	47.42	-4.33	PK
2	7356	45.16	74.00	-28.84	45.94	-0.78	PK
* 3	9808	47.35	74.00	-26.65	45.56	1.79	PK

Note:

1. All Readings below 1GHz are Quasi-Peak, above 1GHz are performed with peak and/or average measurements as necessary.
2. Measurement Level = Reading Level + Correct Factor.
3. Correct Factor = Antenna factor + Cable loss –Amplifier gain.
4. The average measurement was not performed when the peak measured data under the limit of average detection.
5. The emission levels of other frequencies are very lower than the limit and not show in test report.

Product : Intel® Wireless-AC 9560
Test Item : Harmonic Radiated Emission Data
Test Mode : Mode 8 SISO B: Transmit (802.11n-40BW_15Mbps) (2452MHz)
Test Date : 2019/12/06

Vertical

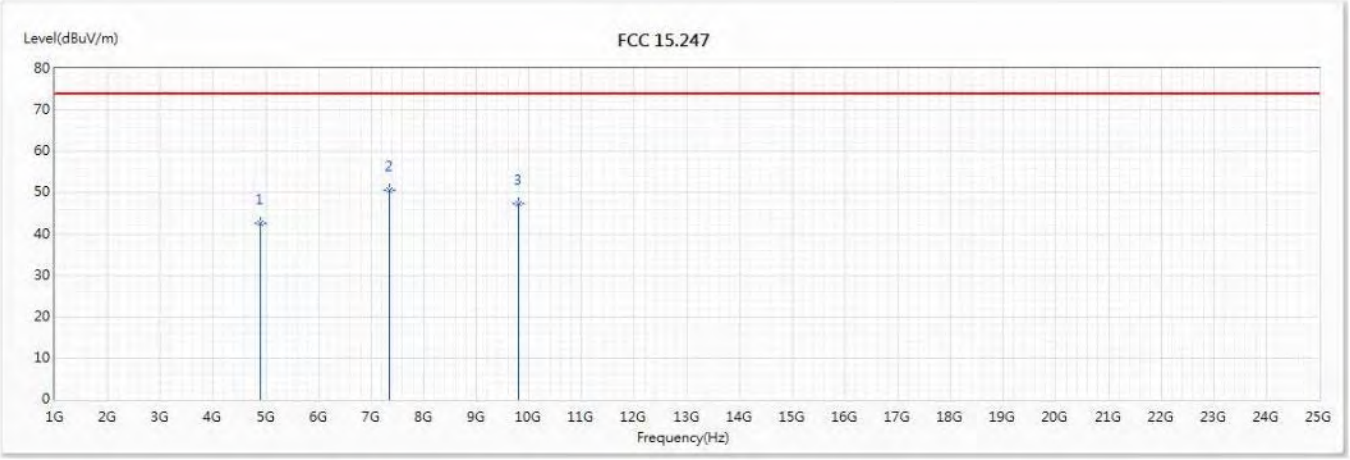

No	Frequency (MHz)	Emission Level (dBuV/m)	Limit (dBuV/m)	Margin (dB)	Reading Level (dBuV)	Correct Factor (dB/m)	Detector Type
1	4904	42.60	74.00	-31.40	46.93	-4.33	PK
* 2	7356	50.59	74.00	-23.41	51.37	-0.78	PK
3	9808	47.44	74.00	-26.56	45.65	1.79	PK

Note:

1. All Readings below 1GHz are Quasi-Peak, above 1GHz are performed with peak and/or average measurements as necessary.
2. Measurement Level = Reading Level + Correct Factor.
3. Correct Factor = Antenna factor + Cable loss –Amplifier gain.
4. The average measurement was not performed when the peak measured data under the limit of average detection.
5. The emission levels of other frequencies are very lower than the limit and not show in test report.

Product : Intel® Wireless-AC 9560
Test Item : Harmonic Radiated Emission Data
Test Mode : Mode 8 SISO B: Transmit (802.11n-40BW_15Mbps) (2457MHz)
Test Date : 2019/12/06

Horizontal

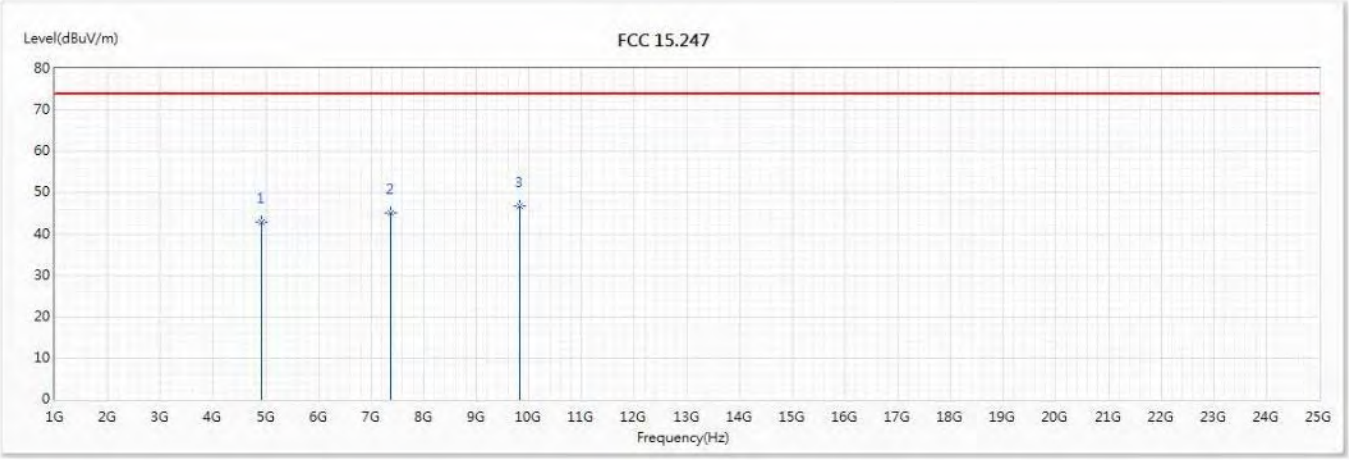

No	Frequency (MHz)	Emission Level (dBuV/m)	Limit (dBuV/m)	Margin (dB)	Reading Level (dBuV)	Correct Factor (dB/m)	Detector Type
1	4914	42.95	74.00	-31.05	47.23	-4.28	PK
2	7371	45.14	74.00	-28.86	45.88	-0.74	PK
* 3	9828	46.75	74.00	-27.25	44.89	1.86	PK

Note:

1. All Readings below 1GHz are Quasi-Peak, above 1GHz are performed with peak and/or average measurements as necessary.
2. Measurement Level = Reading Level + Correct Factor.
3. Correct Factor = Antenna factor + Cable loss –Amplifier gain.
4. The average measurement was not performed when the peak measured data under the limit of average detection.
5. The emission levels of other frequencies are very lower than the limit and not show in test report.

Product : Intel® Wireless-AC 9560
Test Item : Harmonic Radiated Emission Data
Test Mode : Mode 8 SISO B: Transmit (802.11n-40BW_15Mbps) (2457MHz)
Test Date : 2019/12/06

Vertical

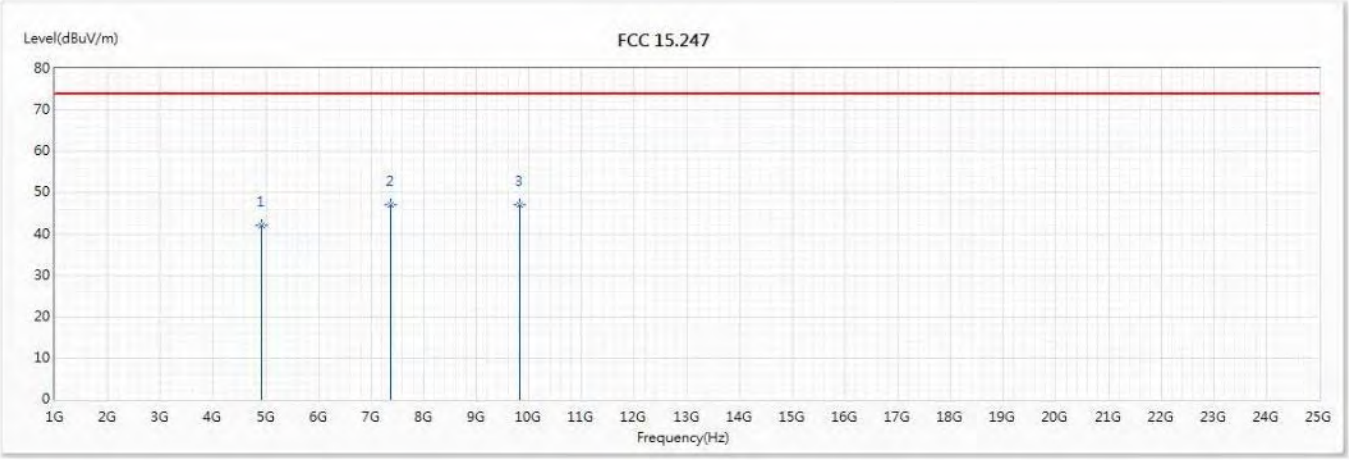

No	Frequency (MHz)	Emission Level (dBuV/m)	Limit (dBuV/m)	Margin (dB)	Reading Level (dBuV)	Correct Factor (dB/m)	Detector Type
1	4914	42.21	74.00	-31.79	46.49	-4.28	PK
* 2	7371	47.10	74.00	-26.90	47.84	-0.74	PK
3	9828	47.03	74.00	-26.97	45.17	1.86	PK

Note:

1. All Readings below 1GHz are Quasi-Peak, above 1GHz are performed with peak and/or average measurements as necessary.
2. Measurement Level = Reading Level + Correct Factor.
3. Correct Factor = Antenna factor + Cable loss –Amplifier gain.
4. The average measurement was not performed when the peak measured data under the limit of average detection.
5. The emission levels of other frequencies are very lower than the limit and not show in test report.

Product : Intel® Wireless-AC 9560
Test Item : Harmonic Radiated Emission Data
Test Mode : Mode 8 SISO B: Transmit (802.11n-40BW_15Mbps) (2462MHz)
Test Date : 2019/12/06

Horizontal

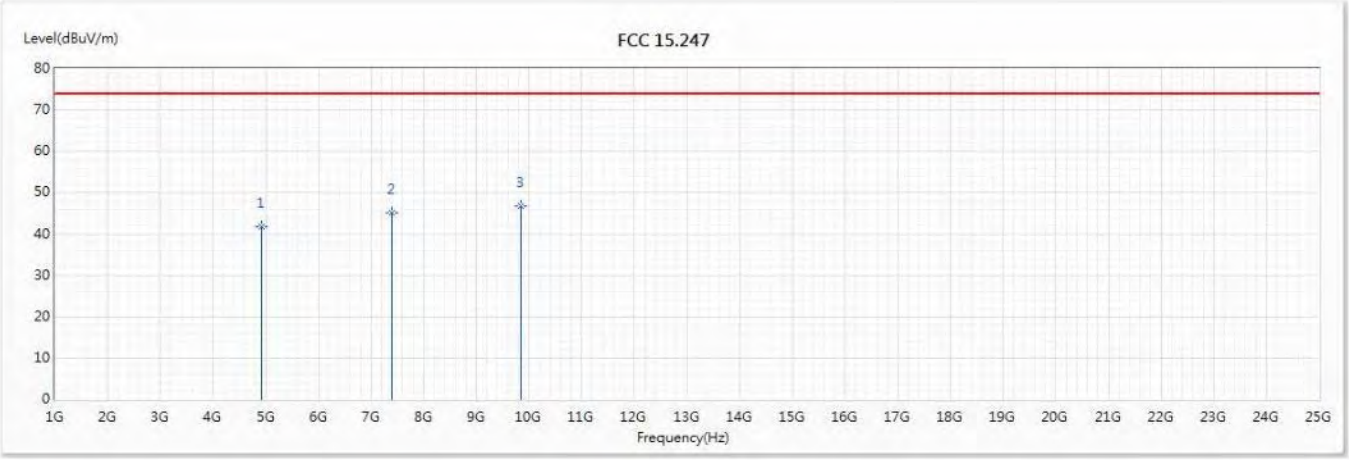

No	Frequency (MHz)	Emission Level (dBuV/m)	Limit (dBuV/m)	Margin (dB)	Reading Level (dBuV)	Correct Factor (dB/m)	Detector Type
1	4924	41.92	74.00	-32.08	46.14	-4.22	PK
2	7386	44.99	74.00	-29.01	45.69	-0.70	PK
* 3	9848	46.67	74.00	-27.33	44.50	2.17	PK

Note:

1. All Readings below 1GHz are Quasi-Peak, above 1GHz are performed with peak and/or average measurements as necessary.
2. Measurement Level = Reading Level + Correct Factor.
3. Correct Factor = Antenna factor + Cable loss –Amplifier gain.
4. The average measurement was not performed when the peak measured data under the limit of average detection.
5. The emission levels of other frequencies are very lower than the limit and not show in test report.

Product : Intel® Wireless-AC 9560
Test Item : Harmonic Radiated Emission Data
Test Mode : Mode 8 SISO B: Transmit (802.11n-40BW_15Mbps) (2462MHz)
Test Date : 2019/12/06

Vertical

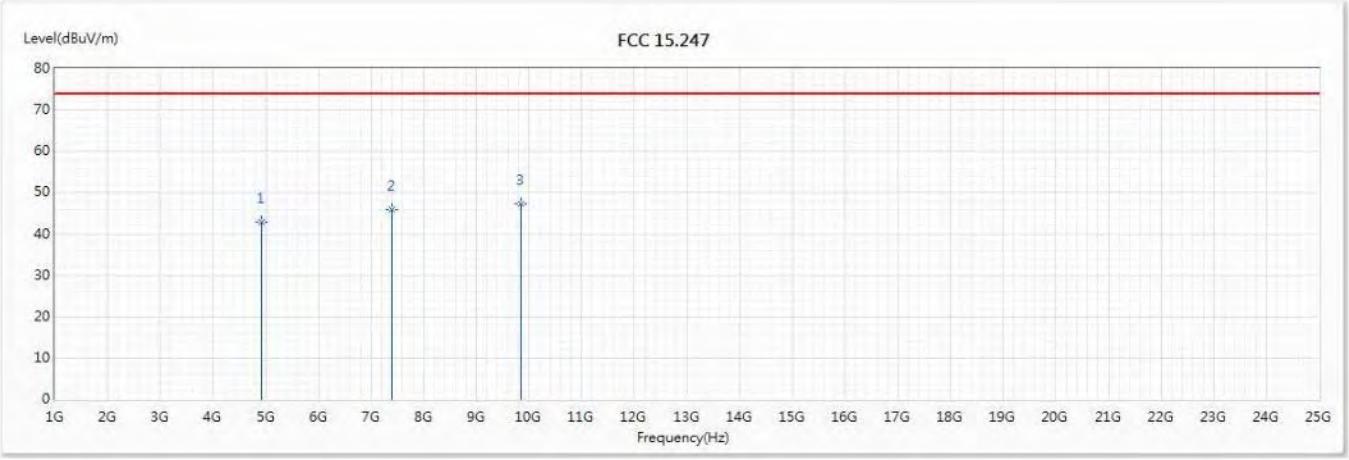

No	Frequency (MHz)	Emission Level (dBuV/m)	Limit (dBuV/m)	Margin (dB)	Reading Level (dBuV)	Correct Factor (dB/m)	Detector Type
1	4924	42.83	74.00	-31.17	47.05	-4.22	PK
2	7386	45.96	74.00	-28.04	46.66	-0.70	PK
* 3	9848	47.47	74.00	-26.53	45.30	2.17	PK

Note:

1. All Readings below 1GHz are Quasi-Peak, above 1GHz are performed with peak and/or average measurements as necessary.
2. Measurement Level = Reading Level + Correct Factor.
3. Correct Factor = Antenna factor + Cable loss –Amplifier gain.
4. The average measurement was not performed when the peak measured data under the limit of average detection.
5. The emission levels of other frequencies are very lower than the limit and not show in test report.

Product : Intel® Wireless-AC 9560
Test Item : Harmonic Radiated Emission Data
Test Mode : Mode 9 MIMO: Transmit (802.11n-20BW_14.4Mbps) (2412MHz)
Test Date : 2019/11/26

Horizontal

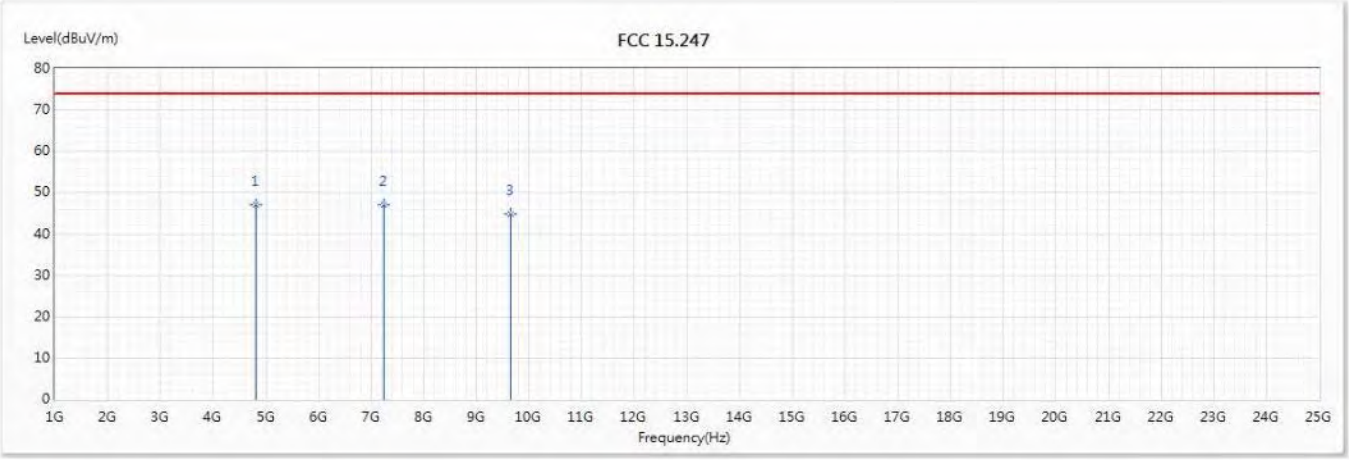

No	Frequency (MHz)	Emission Level (dBuV/m)	Limit (dBuV/m)	Margin (dB)	Reading Level (dBuV)	Correct Factor (dB/m)	Detector Type
1	4824	47.07	74.00	-26.93	51.28	-4.21	PK
* 2	7236	47.14	74.00	-26.86	47.79	-0.65	PK
3	9648	44.74	74.00	-29.26	43.10	1.64	PK

Note:

1. All Readings below 1GHz are Quasi-Peak, above 1GHz are performed with peak and/or average measurements as necessary.
2. Measurement Level = Reading Level + Correct Factor.
3. Correct Factor = Antenna factor + Cable loss –Amplifier gain.
4. The average measurement was not performed when the peak measured data under the limit of average detection.
5. The emission levels of other frequencies are very lower than the limit and not show in test report.

Product : Intel® Wireless-AC 9560
Test Item : Harmonic Radiated Emission Data
Test Mode : Mode 9 MIMO: Transmit (802.11n-20BW_14.4Mbps) (2412MHz)
Test Date : 2019/11/26

Vertical

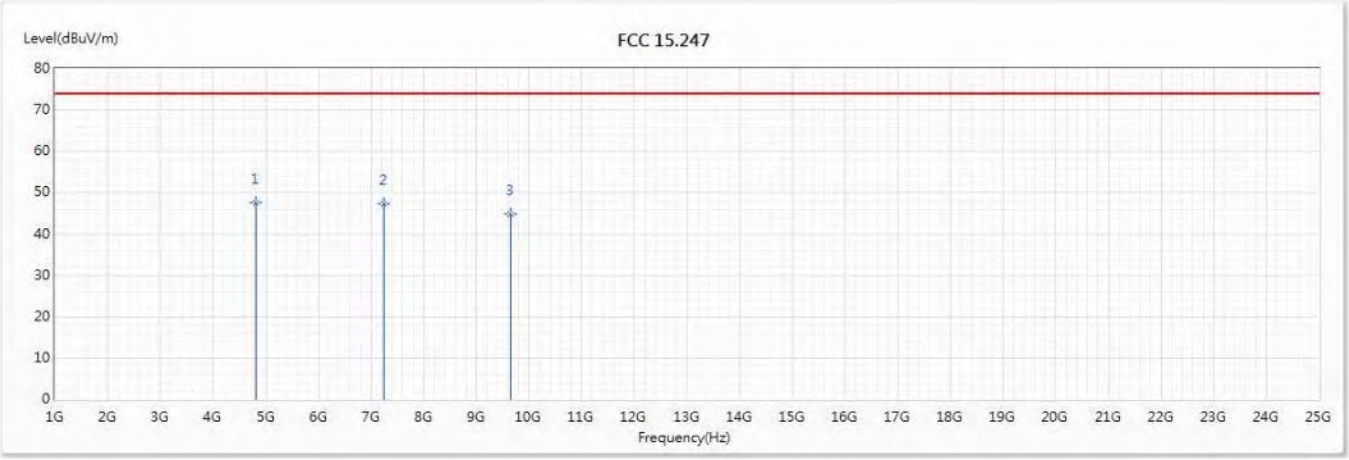

No	Frequency (MHz)	Emission Level (dBuV/m)	Limit (dBuV/m)	Margin (dB)	Reading Level (dBuV)	Correct Factor (dB/m)	Detector Type
* 1	4824	47.64	74.00	-26.36	51.85	-4.21	PK
2	7236	47.43	74.00	-26.57	48.08	-0.65	PK
3	9648	44.90	74.00	-29.10	43.26	1.64	PK

Note:

1. All Readings below 1GHz are Quasi-Peak, above 1GHz are performed with peak and/or average measurements as necessary.
2. Measurement Level = Reading Level + Correct Factor.
3. Correct Factor = Antenna factor + Cable loss –Amplifier gain.
4. The average measurement was not performed when the peak measured data under the limit of average detection.
5. The emission levels of other frequencies are very lower than the limit and not show in test report.

Product	:	Intel® Wireless-AC 9560
Test Item	:	Harmonic Radiated Emission Data
Test Mode	:	Mode 9 MIMO: Transmit (802.11n-20BW_14.4Mbps) (2442MHz)
Test Date	:	2019/11/26

Horizontal

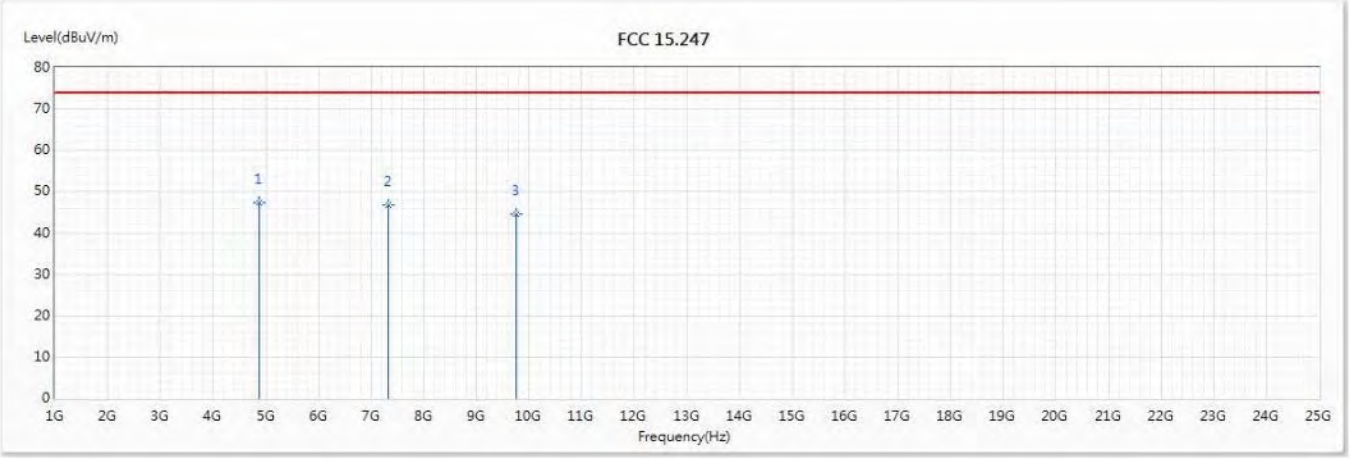

No	Frequency (MHz)	Emission Level (dBuV/m)	Limit (dBuV/m)	Margin (dB)	Reading Level (dBuV)	Correct Factor (dB/m)	Detector Type
* 1	4884	47.20	74.00	-26.80	51.58	-4.38	PK
2	7326	46.92	74.00	-27.08	47.60	-0.68	PK
3	9768	44.47	74.00	-29.53	42.43	2.04	PK

Note:

1. All Readings below 1GHz are Quasi-Peak, above 1GHz are performed with peak and/or average measurements as necessary.
2. Measurement Level = Reading Level + Correct Factor.
3. Correct Factor = Antenna factor + Cable loss –Amplifier gain.
4. The average measurement was not performed when the peak measured data under the limit of average detection.
5. The emission levels of other frequencies are very lower than the limit and not show in test report.

Product	:	Intel® Wireless-AC 9560
Test Item	:	Harmonic Radiated Emission Data
Test Mode	:	Mode 9 MIMO: Transmit (802.11n-20BW_14.4Mbps) (2442MHz)
Test Date	:	2019/11/26

Vertical

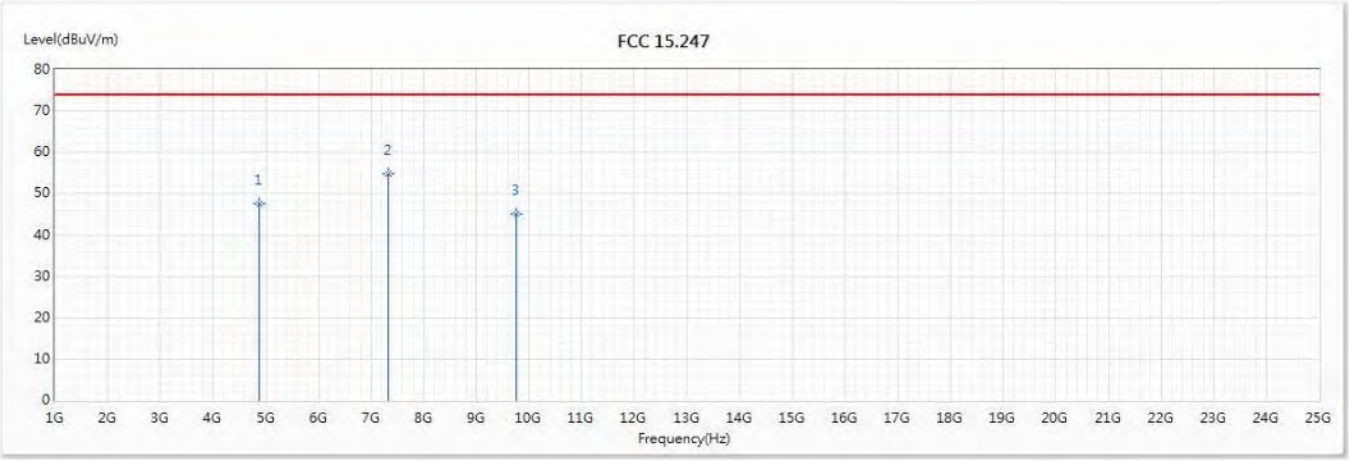

No	Frequency (MHz)	Emission Level (dBuV/m)	Limit (dBuV/m)	Margin (dB)	Reading Level (dBuV)	Correct Factor (dB/m)	Detector Type
1	4884	47.51	74.00	-26.49	51.89	-4.38	PK
* 2	7326	54.83	74.00	-19.17	55.51	-0.68	PK
3	9768	45.23	74.00	-28.77	43.19	2.04	PK

Note:

1. All Readings below 1GHz are Quasi-Peak, above 1GHz are performed with peak and/or average measurements as necessary.
2. Measurement Level = Reading Level + Correct Factor.
3. Correct Factor = Antenna factor + Cable loss –Amplifier gain.
4. The average measurement was not performed when the peak measured data under the limit of average detection.
5. The emission levels of other frequencies are very lower than the limit and not show in test report.

Product	:	Intel® Wireless-AC 9560
Test Item	:	Harmonic Radiated Emission Data
Test Mode	:	Mode 9 MIMO: Transmit (802.11n-20BW_14.4Mbps) (2442MHz)
Test Date	:	2019/11/26

Vertical

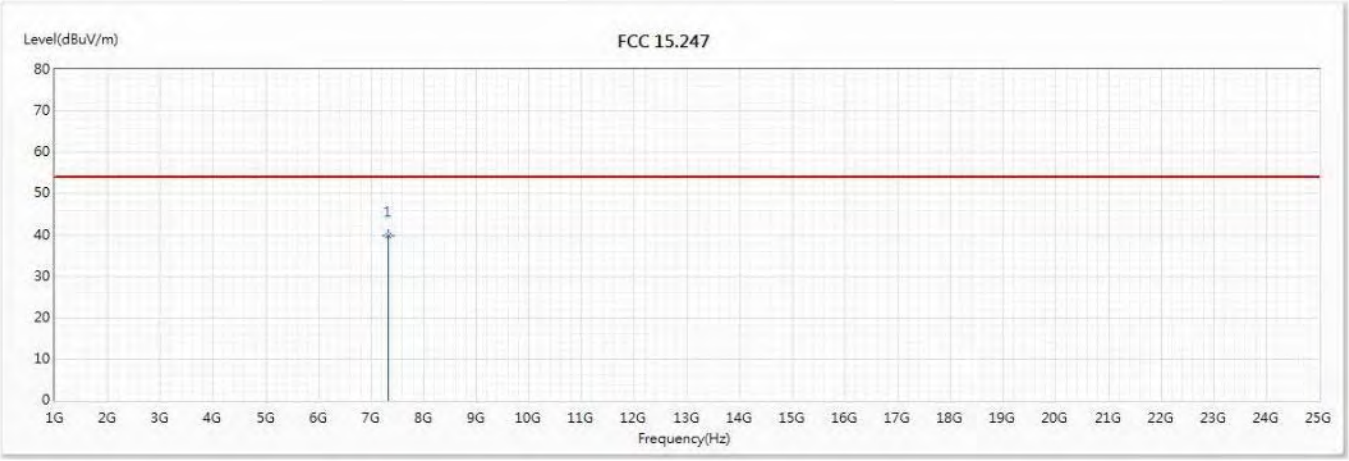

No	Frequency (MHz)	Emission Level (dBuV/m)	Limit (dBuV/m)	Margin (dB)	Reading Level (dBuV)	Correct Factor (dB/m)	Detector Type
* 1	7326	39.89	54.00	-14.11	40.57	-0.68	AV

Note:

1. All Readings below 1GHz are Quasi-Peak, above 1GHz are performed with peak and/or average measurements as necessary.
2. Measurement Level = Reading Level + Correct Factor.
3. Correct Factor = Antenna factor + Cable loss –Amplifier gain.
4. The average measurement was not performed when the peak measured data under the limit of average detection.
5. The emission levels of other frequencies are very lower than the limit and not show in test report.

Product : Intel® Wireless-AC 9560
Test Item : Harmonic Radiated Emission Data
Test Mode : Mode 9 MIMO: Transmit (802.11n-20BW_14.4Mbps) (2462MHz)
Test Date : 2019/11/26

Horizontal

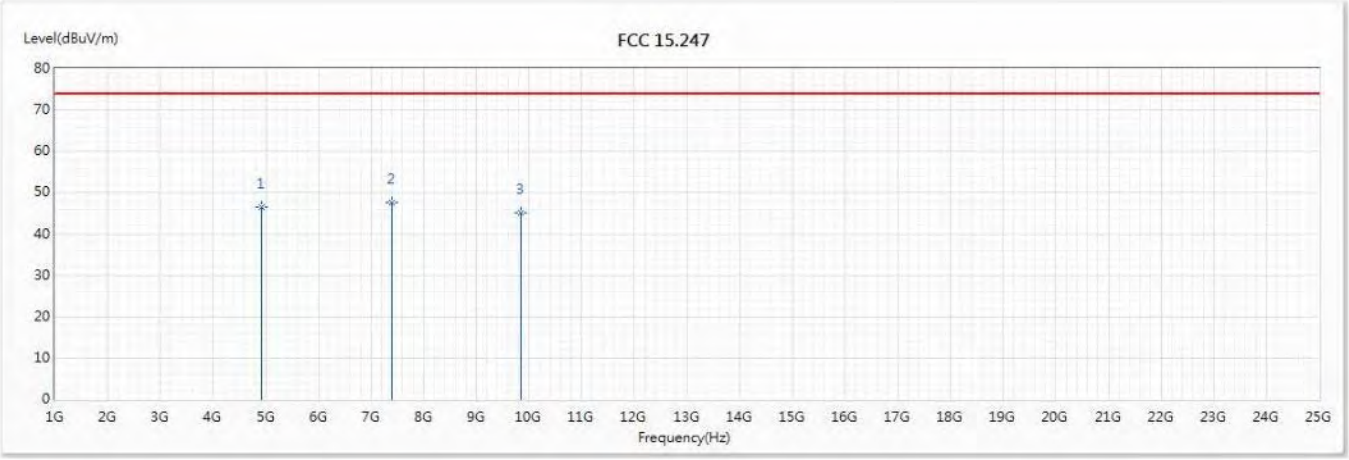

No	Frequency (MHz)	Emission Level (dBuV/m)	Limit (dBuV/m)	Margin (dB)	Reading Level (dBuV)	Correct Factor (dB/m)	Detector Type
1	4924	46.47	74.00	-27.53	50.79	-4.32	PK
* 2	7386	47.50	74.00	-26.50	48.17	-0.67	PK
3	9848	45.07	74.00	-28.93	43.20	1.87	PK

Note:

1. All Readings below 1GHz are Quasi-Peak, above 1GHz are performed with peak and/or average measurements as necessary.
2. Measurement Level = Reading Level + Correct Factor.
3. Correct Factor = Antenna factor + Cable loss –Amplifier gain.
4. The average measurement was not performed when the peak measured data under the limit of average detection.
5. The emission levels of other frequencies are very lower than the limit and not show in test report.

Product : Intel® Wireless-AC 9560
Test Item : Harmonic Radiated Emission Data
Test Mode : Mode 9 MIMO: Transmit (802.11n-20BW_14.4Mbps) (2462MHz)
Test Date : 2019/11/26

Vertical

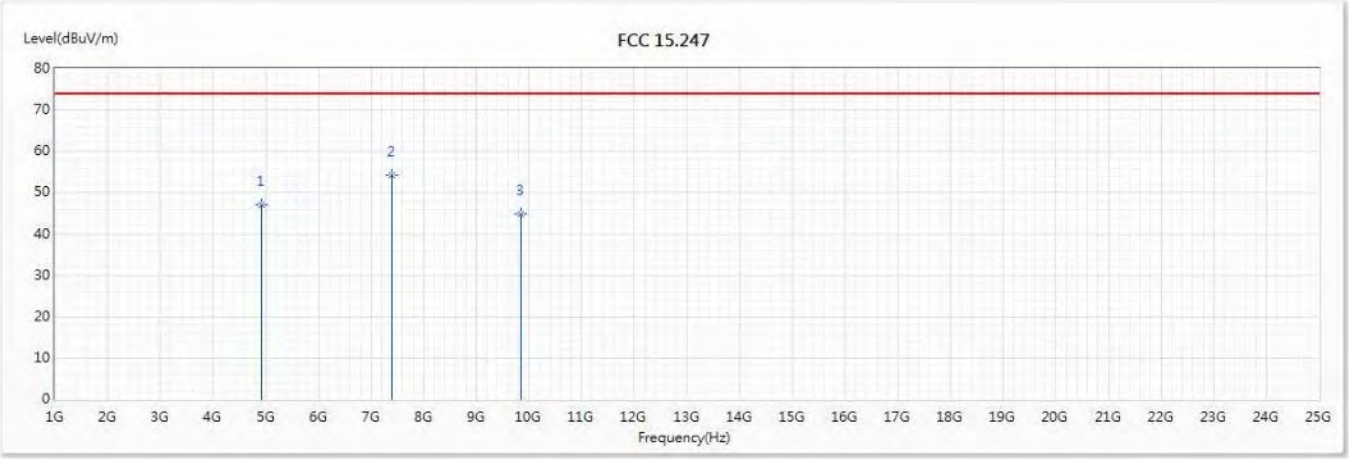

No	Frequency (MHz)	Emission Level (dBuV/m)	Limit (dBuV/m)	Margin (dB)	Reading Level (dBuV)	Correct Factor (dB/m)	Detector Type
1	4924	47.01	74.00	-26.99	51.33	-4.32	PK
* 2	7386	54.21	74.00	-19.79	54.88	-0.67	PK
3	9848	44.87	74.00	-29.13	43.00	1.87	PK

Note:

1. All Readings below 1GHz are Quasi-Peak, above 1GHz are performed with peak and/or average measurements as necessary.
2. Measurement Level = Reading Level + Correct Factor.
3. Correct Factor = Antenna factor + Cable loss –Amplifier gain.
4. The average measurement was not performed when the peak measured data under the limit of average detection.
5. The emission levels of other frequencies are very lower than the limit and not show in test report.

Product : Intel® Wireless-AC 9560
Test Item : Harmonic Radiated Emission Data
Test Mode : Mode 9 MIMO: Transmit (802.11n-20BW_14.4Mbps) (2462MHz)
Test Date : 2019/11/26

Vertical

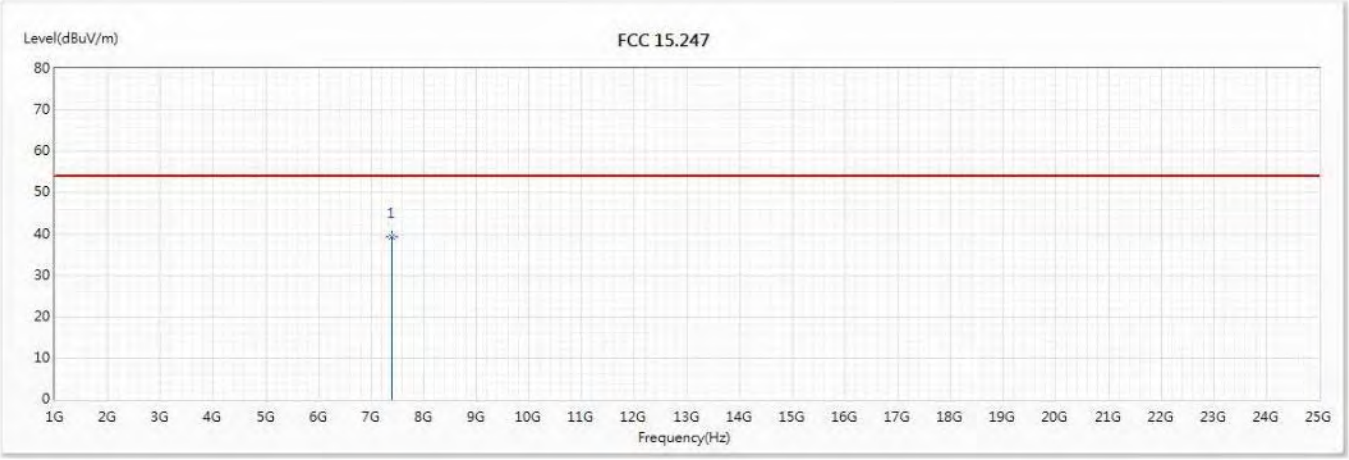

No	Frequency (MHz)	Emission Level (dBuV/m)	Limit (dBuV/m)	Margin (dB)	Reading Level (dBuV)	Correct Factor (dB/m)	Detector Type
* 1	7386	39.25	54.00	-14.75	39.92	-0.67	AV

Note:

1. All Readings below 1GHz are Quasi-Peak, above 1GHz are performed with peak and/or average measurements as necessary.
2. Measurement Level = Reading Level + Correct Factor.
3. Correct Factor = Antenna factor + Cable loss –Amplifier gain.
4. The average measurement was not performed when the peak measured data under the limit of average detection.
5. The emission levels of other frequencies are very lower than the limit and not show in test report.

Product : Intel® Wireless-AC 9560
Test Item : Harmonic Radiated Emission Data
Test Mode : Mode 9 MIMO: Transmit (802.11n-20BW_14.4Mbps) (2467MHz)
Test Date : 2019/11/26

Horizontal

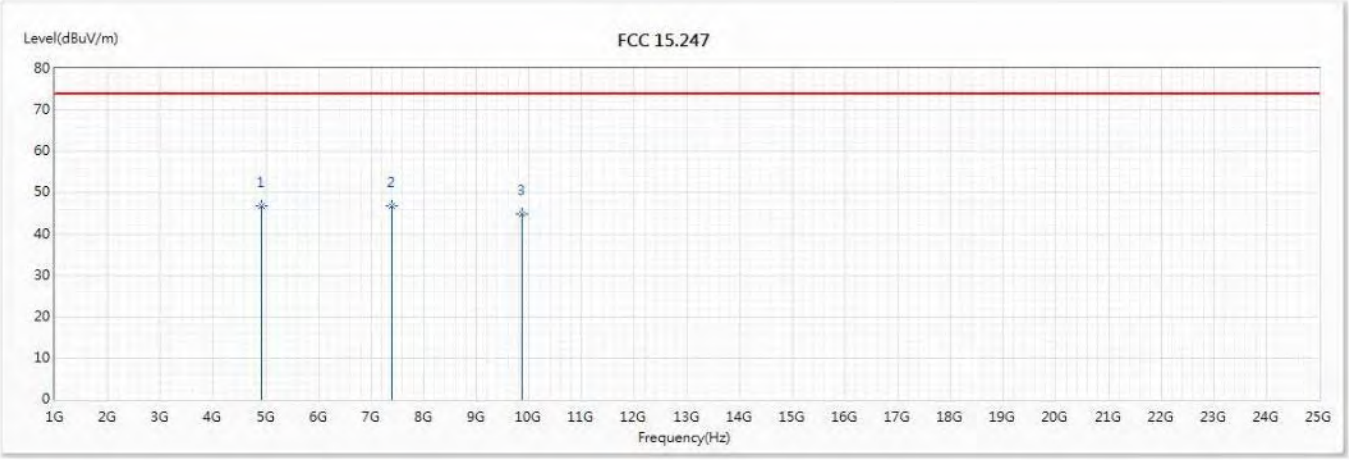

No	Frequency (MHz)	Emission Level (dBuV/m)	Limit (dBuV/m)	Margin (dB)	Reading Level (dBuV)	Correct Factor (dB/m)	Detector Type
* 1	4934	46.80	74.00	-27.20	51.08	-4.28	PK
2	7401	46.65	74.00	-27.35	47.34	-0.69	PK
3	9868	44.75	74.00	-29.25	42.66	2.09	PK

Note:

1. All Readings below 1GHz are Quasi-Peak, above 1GHz are performed with peak and/or average measurements as necessary.
2. Measurement Level = Reading Level + Correct Factor.
3. Correct Factor = Antenna factor + Cable loss –Amplifier gain.
4. The average measurement was not performed when the peak measured data under the limit of average detection.
5. The emission levels of other frequencies are very lower than the limit and not show in test report.

Product : Intel® Wireless-AC 9560
Test Item : Harmonic Radiated Emission Data
Test Mode : Mode 9 MIMO: Transmit (802.11n-20BW_14.4Mbps) (2467MHz)
Test Date : 2019/11/26

Vertical

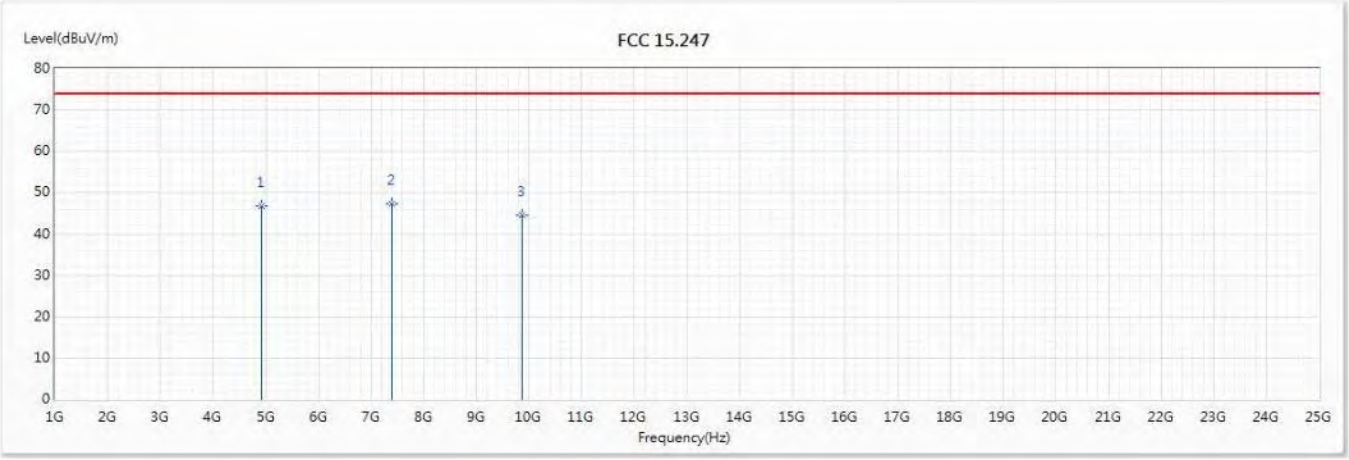

No	Frequency (MHz)	Emission Level (dBuV/m)	Limit (dBuV/m)	Margin (dB)	Reading Level (dBuV)	Correct Factor (dB/m)	Detector Type
1	4934	46.70	74.00	-27.30	50.98	-4.28	PK
* 2	7401	47.38	74.00	-26.62	48.07	-0.69	PK
3	9868	44.59	74.00	-29.41	42.50	2.09	PK

Note:

1. All Readings below 1GHz are Quasi-Peak, above 1GHz are performed with peak and/or average measurements as necessary.
2. Measurement Level = Reading Level + Correct Factor.
3. Correct Factor = Antenna factor + Cable loss –Amplifier gain.
4. The average measurement was not performed when the peak measured data under the limit of average detection.
5. The emission levels of other frequencies are very lower than the limit and not show in test report.

Product : Intel® Wireless-AC 9560
Test Item : Harmonic Radiated Emission Data
Test Mode : Mode 9 MIMO: Transmit (802.11n-20BW_14.4Mbps) (2472MHz)
Test Date : 2019/11/26

Horizontal

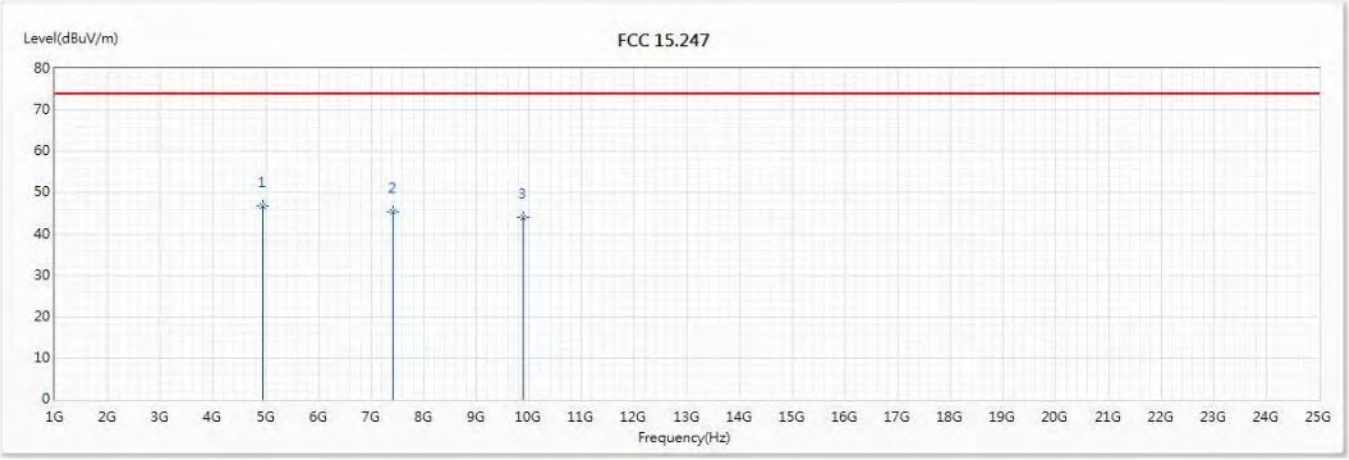

No	Frequency (MHz)	Emission Level (dBuV/m)	Limit (dBuV/m)	Margin (dB)	Reading Level (dBuV)	Correct Factor (dB/m)	Detector Type
* 1	4944	46.74	74.00	-27.26	51.04	-4.30	PK
2	7416	45.38	74.00	-28.62	46.14	-0.76	PK
3	9888	44.01	74.00	-29.99	41.89	2.12	PK

Note:

1. All Readings below 1GHz are Quasi-Peak, above 1GHz are performed with peak and/or average measurements as necessary.
2. Measurement Level = Reading Level + Correct Factor.
3. Correct Factor = Antenna factor + Cable loss –Amplifier gain.
4. The average measurement was not performed when the peak measured data under the limit of average detection.
5. The emission levels of other frequencies are very lower than the limit and not show in test report.

Product : Intel® Wireless-AC 9560
Test Item : Harmonic Radiated Emission Data
Test Mode : Mode 9 MIMO: Transmit (802.11n-20BW_14.4Mbps) (2472MHz)
Test Date : 2019/11/26

Vertical

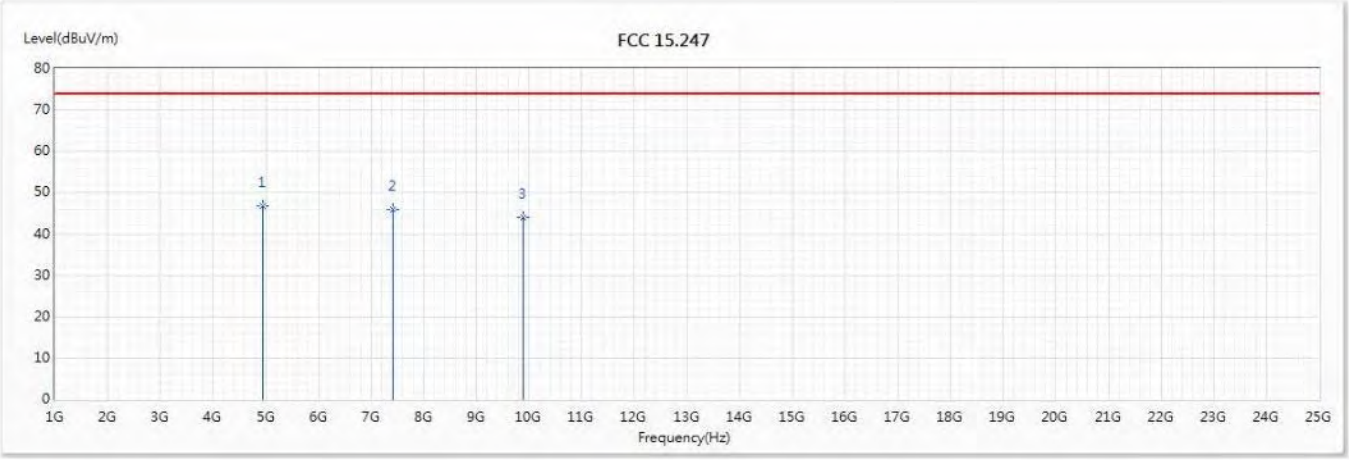

No	Frequency (MHz)	Emission Level (dBuV/m)	Limit (dBuV/m)	Margin (dB)	Reading Level (dBuV)	Correct Factor (dB/m)	Detector Type
* 1	4944	46.69	74.00	-27.31	50.99	-4.30	PK
2	7416	45.84	74.00	-28.16	46.60	-0.76	PK
3	9888	43.93	74.00	-30.07	41.81	2.12	PK

Note:

1. All Readings below 1GHz are Quasi-Peak, above 1GHz are performed with peak and/or average measurements as necessary.
2. Measurement Level = Reading Level + Correct Factor.
3. Correct Factor = Antenna factor + Cable loss –Amplifier gain.
4. The average measurement was not performed when the peak measured data under the limit of average detection.
5. The emission levels of other frequencies are very lower than the limit and not show in test report.

Product : Intel® Wireless-AC 9560
Test Item : Harmonic Radiated Emission Data
Test Mode : Mode 10 MIMO: Transmit (802.11n-40BW_30Mbps) (2422MHz)
Test Date : 2019/11/26

Horizontal

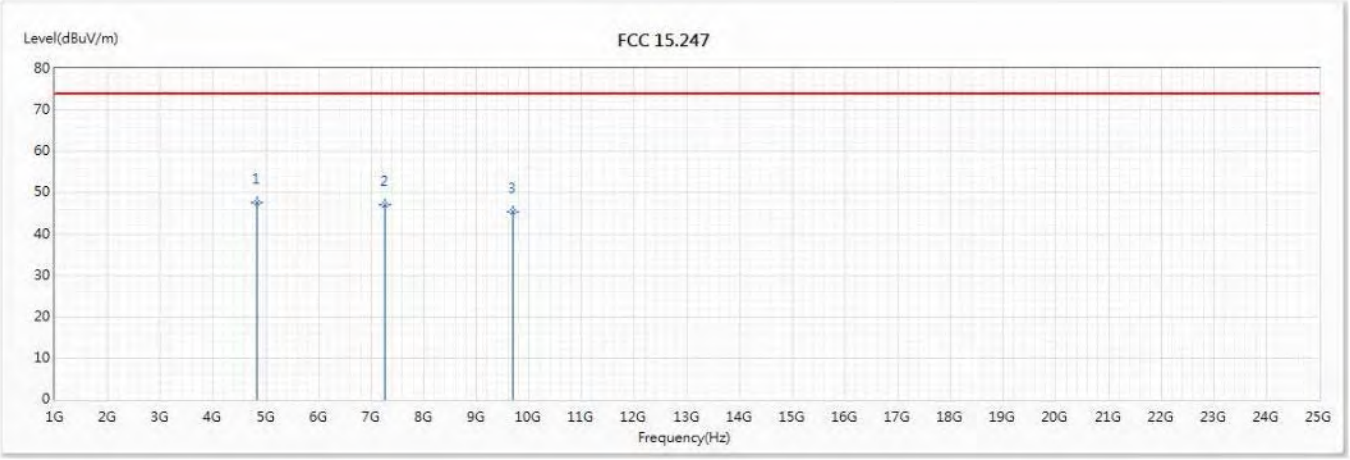

No	Frequency (MHz)	Emission Level (dBuV/m)	Limit (dBuV/m)	Margin (dB)	Reading Level (dBuV)	Correct Factor (dB/m)	Detector Type
* 1	4844	47.66	74.00	-26.34	51.83	-4.17	PK
2	7266	47.17	74.00	-26.83	47.89	-0.72	PK
3	9688	45.43	74.00	-28.57	43.87	1.56	PK

Note:

1. All Readings below 1GHz are Quasi-Peak, above 1GHz are performed with peak and/or average measurements as necessary.
2. Measurement Level = Reading Level + Correct Factor.
3. Correct Factor = Antenna factor + Cable loss –Amplifier gain.
4. The average measurement was not performed when the peak measured data under the limit of average detection.
5. The emission levels of other frequencies are very lower than the limit and not show in test report.

Product : Intel® Wireless-AC 9560
Test Item : Harmonic Radiated Emission Data
Test Mode : Mode 10 MIMO: Transmit (802.11n-40BW_30Mbps) (2422MHz)
Test Date : 2019/11/26

Vertical

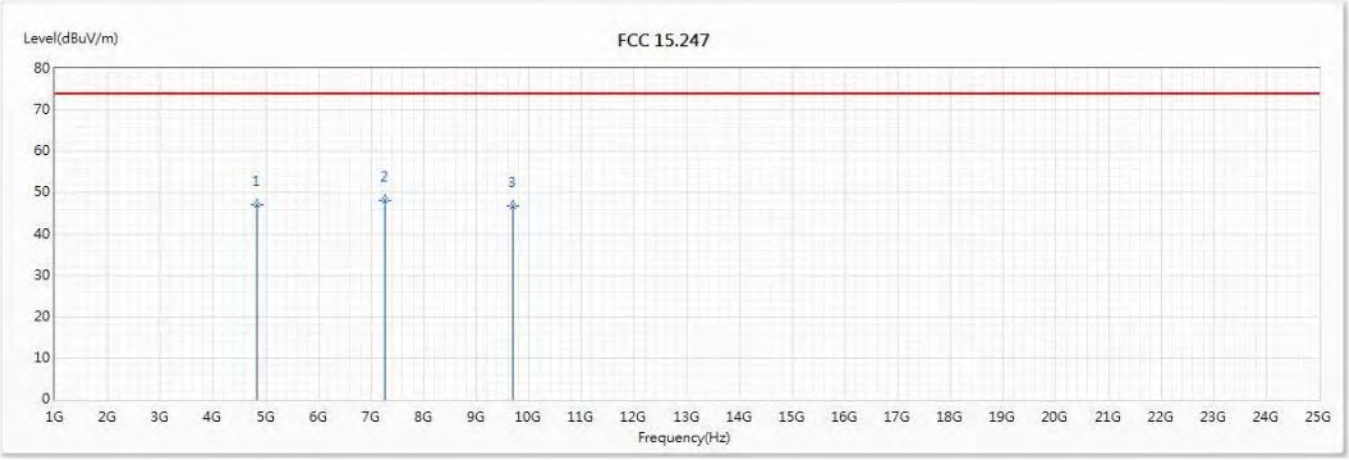

No	Frequency (MHz)	Emission Level (dBuV/m)	Limit (dBuV/m)	Margin (dB)	Reading Level (dBuV)	Correct Factor (dB/m)	Detector Type
1	4844	47.15	74.00	-26.85	51.32	-4.17	PK
* 2	7266	48.20	74.00	-25.80	48.92	-0.72	PK
3	9688	46.75	74.00	-27.25	45.19	1.56	PK

Note:

1. All Readings below 1GHz are Quasi-Peak, above 1GHz are performed with peak and/or average measurements as necessary.
2. Measurement Level = Reading Level + Correct Factor.
3. Correct Factor = Antenna factor + Cable loss –Amplifier gain.
4. The average measurement was not performed when the peak measured data under the limit of average detection.
5. The emission levels of other frequencies are very lower than the limit and not show in test report.

Product	:	Intel® Wireless-AC 9560
Test Item	:	Harmonic Radiated Emission Data
Test Mode	:	Mode 10 MIMO: Transmit (802.11n-40BW_30Mbps) (2442MHz)
Test Date	:	2019/11/26

Horizontal

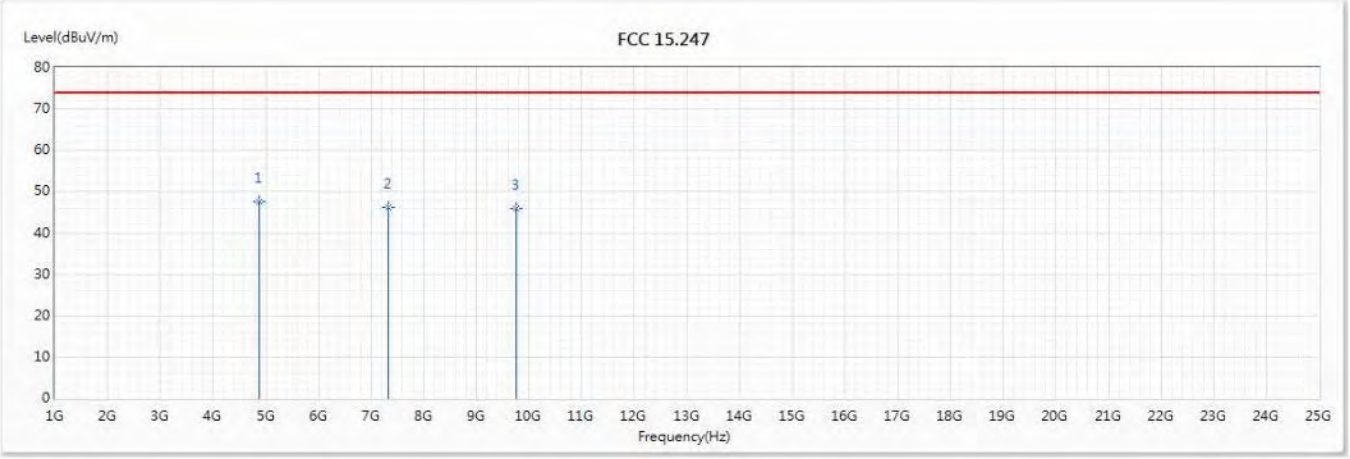

No	Frequency (MHz)	Emission Level (dBuV/m)	Limit (dBuV/m)	Margin (dB)	Reading Level (dBuV)	Correct Factor (dB/m)	Detector Type
* 1	4884	47.64	74.00	-26.36	52.02	-4.38	PK
2	7326	46.28	74.00	-27.72	46.96	-0.68	PK
3	9768	45.91	74.00	-28.09	43.87	2.04	PK

Note:

1. All Readings below 1GHz are Quasi-Peak, above 1GHz are performed with peak and/or average measurements as necessary.
2. Measurement Level = Reading Level + Correct Factor.
3. Correct Factor = Antenna factor + Cable loss –Amplifier gain.
4. The average measurement was not performed when the peak measured data under the limit of average detection.
5. The emission levels of other frequencies are very lower than the limit and not show in test report.

Product	:	Intel® Wireless-AC 9560
Test Item	:	Harmonic Radiated Emission Data
Test Mode	:	Mode 10 MIMO: Transmit (802.11n-40BW_30Mbps) (2442MHz)
Test Date	:	2019/11/26

Vertical

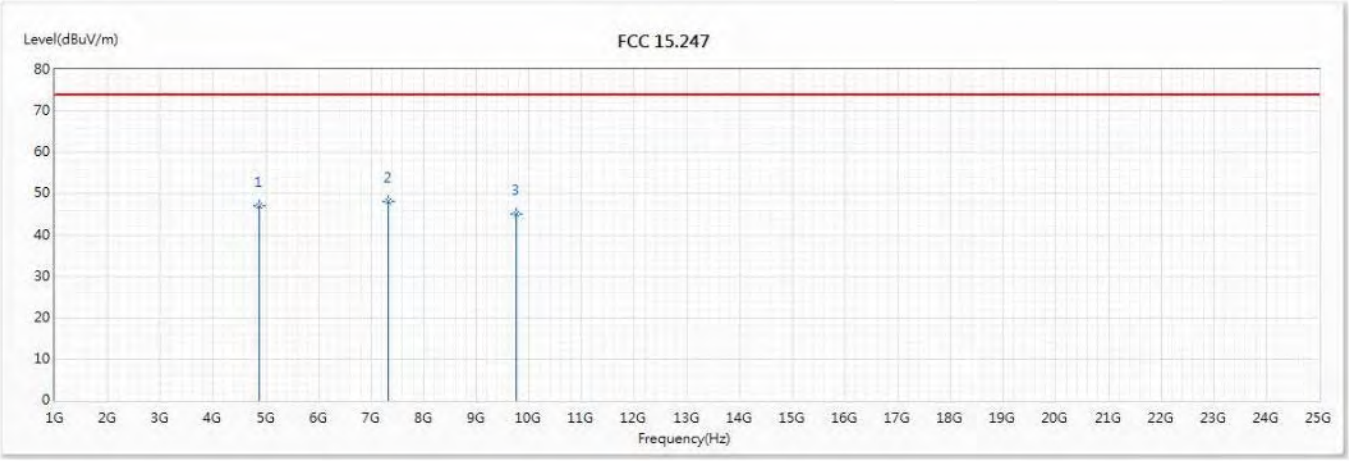

No	Frequency (MHz)	Emission Level (dBuV/m)	Limit (dBuV/m)	Margin (dB)	Reading Level (dBuV)	Correct Factor (dB/m)	Detector Type
1	4884	46.96	74.00	-27.04	51.34	-4.38	PK
* 2	7326	48.25	74.00	-25.75	48.93	-0.68	PK
3	9768	45.02	74.00	-28.98	42.98	2.04	PK

Note:

1. All Readings below 1GHz are Quasi-Peak, above 1GHz are performed with peak and/or average measurements as necessary.
2. Measurement Level = Reading Level + Correct Factor.
3. Correct Factor = Antenna factor + Cable loss –Amplifier gain.
4. The average measurement was not performed when the peak measured data under the limit of average detection.
5. The emission levels of other frequencies are very lower than the limit and not show in test report.

Product : Intel® Wireless-AC 9560
Test Item : Harmonic Radiated Emission Data
Test Mode : Mode 10 MIMO: Transmit (802.11n-40BW_30Mbps) (2452MHz)
Test Date : 2019/11/26

Horizontal

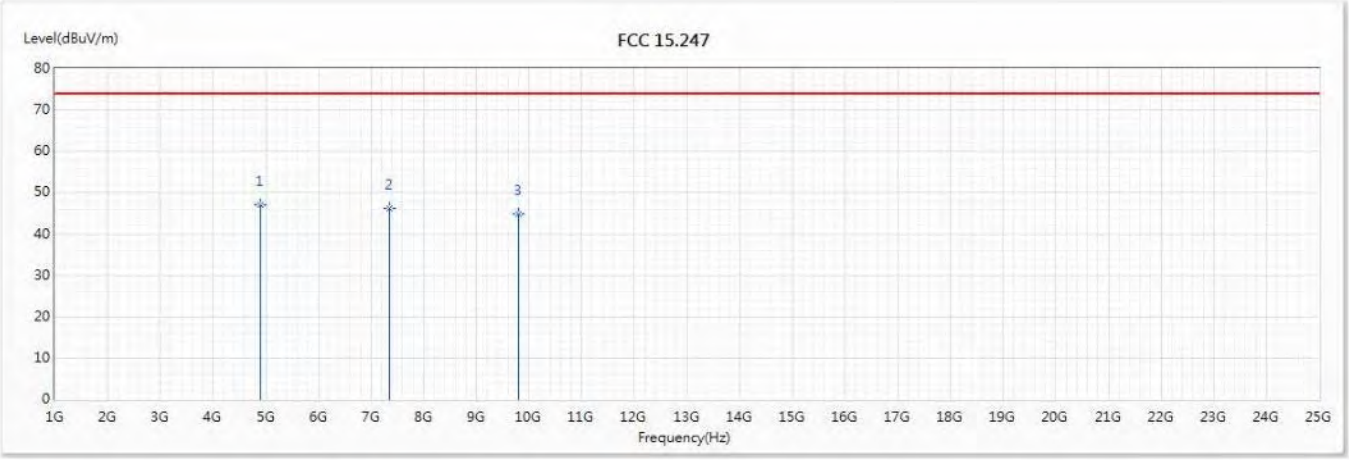

No	Frequency (MHz)	Emission Level (dBuV/m)	Limit (dBuV/m)	Margin (dB)	Reading Level (dBuV)	Correct Factor (dB/m)	Detector Type
* 1	4904	47.04	74.00	-26.96	51.39	-4.35	PK
2	7356	46.09	74.00	-27.91	46.78	-0.69	PK
3	9808	44.77	74.00	-29.23	43.20	1.57	PK

Note:

1. All Readings below 1GHz are Quasi-Peak, above 1GHz are performed with peak and/or average measurements as necessary.
2. Measurement Level = Reading Level + Correct Factor.
3. Correct Factor = Antenna factor + Cable loss –Amplifier gain.
4. The average measurement was not performed when the peak measured data under the limit of average detection.
5. The emission levels of other frequencies are very lower than the limit and not show in test report.

Product : Intel® Wireless-AC 9560
Test Item : Harmonic Radiated Emission Data
Test Mode : Mode 10 MIMO: Transmit (802.11n-40BW_30Mbps) (2452MHz)
Test Date : 2019/11/26

Vertical

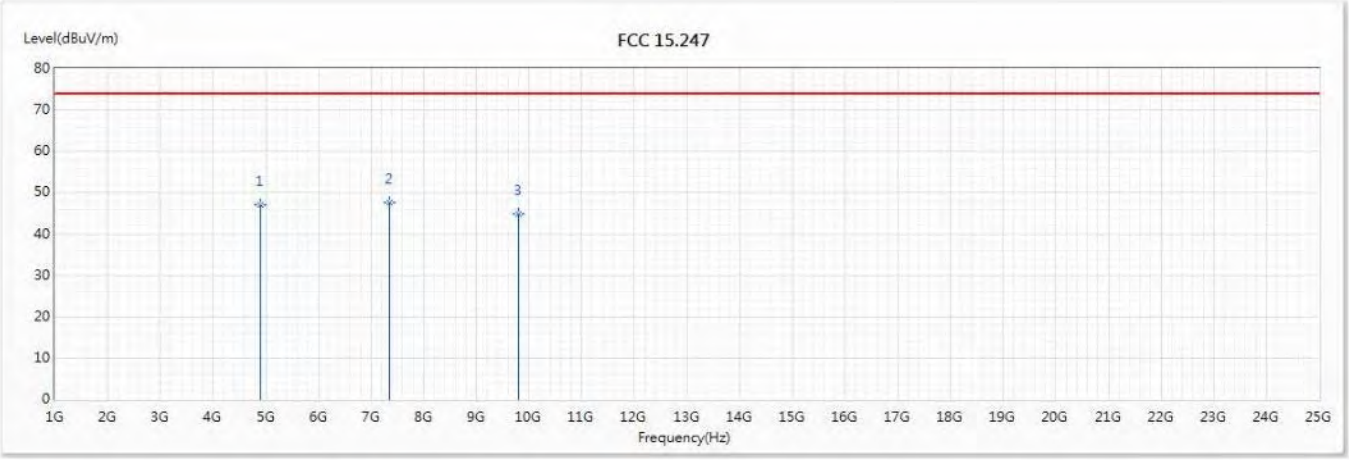

No	Frequency (MHz)	Emission Level (dBuV/m)	Limit (dBuV/m)	Margin (dB)	Reading Level (dBuV)	Correct Factor (dB/m)	Detector Type
1	4904	47.15	74.00	-26.85	51.50	-4.35	PK
* 2	7356	47.69	74.00	-26.31	48.38	-0.69	PK
3	9808	44.94	74.00	-29.06	43.37	1.57	PK

Note:

1. All Readings below 1GHz are Quasi-Peak, above 1GHz are performed with peak and/or average measurements as necessary.
2. Measurement Level = Reading Level + Correct Factor.
3. Correct Factor = Antenna factor + Cable loss –Amplifier gain.
4. The average measurement was not performed when the peak measured data under the limit of average detection.
5. The emission levels of other frequencies are very lower than the limit and not show in test report.

Product	:	Intel® Wireless-AC 9560
Test Item	:	Harmonic Radiated Emission Data
Test Mode	:	Mode 10 MIMO: Transmit (802.11n-40BW_30Mbps) (2457MHz)
Test Date	:	2019/11/26

Horizontal

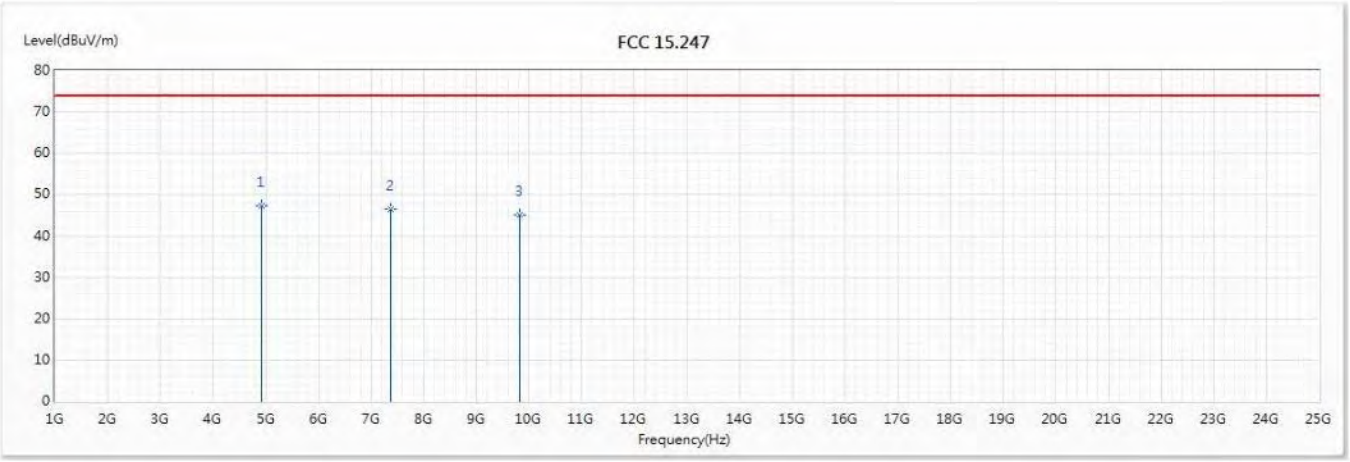

No	Frequency (MHz)	Emission Level (dBuV/m)	Limit (dBuV/m)	Margin (dB)	Reading Level (dBuV)	Correct Factor (dB/m)	Detector Type
* 1	4914	47.22	74.00	-26.78	51.56	-4.34	PK
2	7371	46.59	74.00	-27.41	47.27	-0.68	PK
3	9828	45.12	74.00	-28.88	43.52	1.60	PK

Note:

1. All Readings below 1GHz are Quasi-Peak, above 1GHz are performed with peak and/or average measurements as necessary.
2. Measurement Level = Reading Level + Correct Factor.
3. Correct Factor = Antenna factor + Cable loss –Amplifier gain.
4. The average measurement was not performed when the peak measured data under the limit of average detection.
5. The emission levels of other frequencies are very lower than the limit and not show in test report.

Product	:	Intel® Wireless-AC 9560
Test Item	:	Harmonic Radiated Emission Data
Test Mode	:	Mode 10 MIMO: Transmit (802.11n-40BW_30Mbps) (2457MHz)
Test Date	:	2019/11/26

Vertical

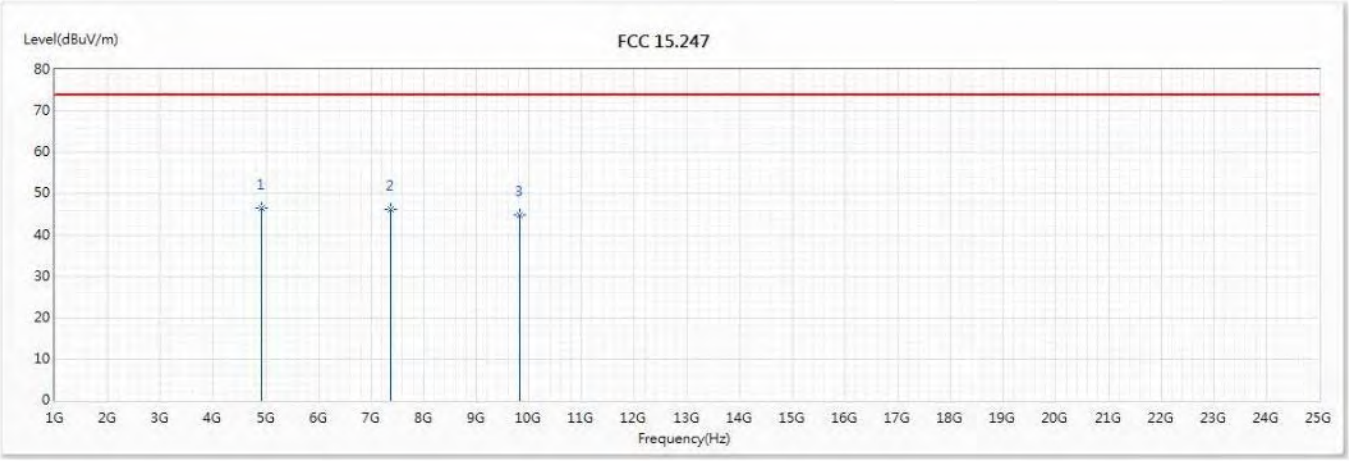

No	Frequency (MHz)	Emission Level (dBuV/m)	Limit (dBuV/m)	Margin (dB)	Reading Level (dBuV)	Correct Factor (dB/m)	Detector Type
* 1	4914	46.56	74.00	-27.44	50.90	-4.34	PK
2	7371	46.18	74.00	-27.82	46.86	-0.68	PK
3	9828	44.86	74.00	-29.14	43.26	1.60	PK

Note:

1. All Readings below 1GHz are Quasi-Peak, above 1GHz are performed with peak and/or average measurements as necessary.
2. Measurement Level = Reading Level + Correct Factor.
3. Correct Factor = Antenna factor + Cable loss –Amplifier gain.
4. The average measurement was not performed when the peak measured data under the limit of average detection.
5. The emission levels of other frequencies are very lower than the limit and not show in test report.

Product : Intel® Wireless-AC 9560
Test Item : Harmonic Radiated Emission Data
Test Mode : Mode 10 MIMO: Transmit (802.11n-40BW_30Mbps) (2462MHz)
Test Date : 2019/11/26

Horizontal

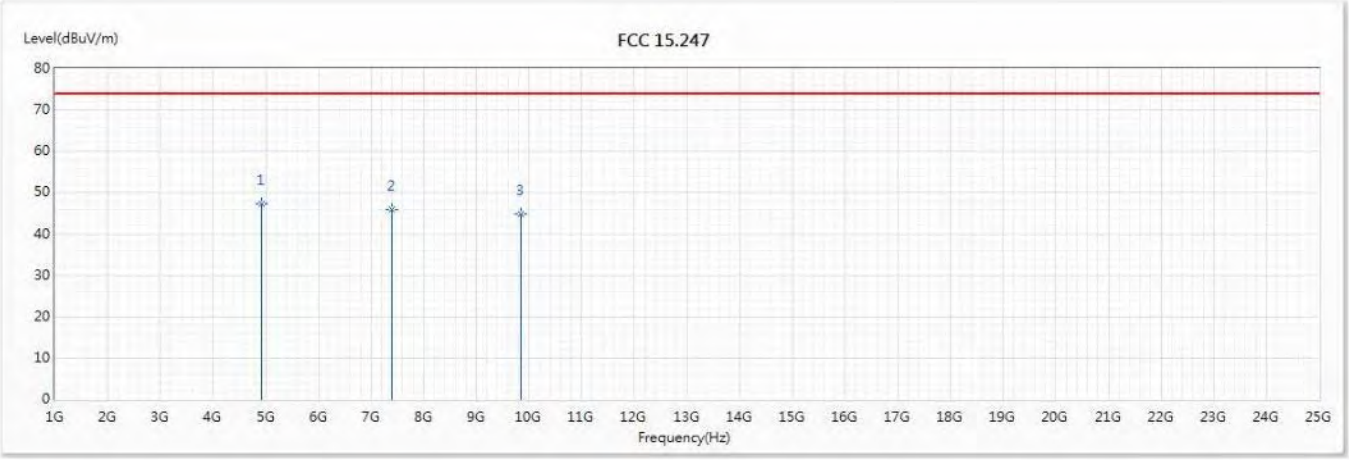

No	Frequency (MHz)	Emission Level (dBuV/m)	Limit (dBuV/m)	Margin (dB)	Reading Level (dBuV)	Correct Factor (dB/m)	Detector Type
* 1	4924	47.22	74.00	-26.78	51.54	-4.32	PK
2	7386	45.97	74.00	-28.03	46.64	-0.67	PK
3	9848	44.82	74.00	-29.18	42.95	1.87	PK

Note:

1. All Readings below 1GHz are Quasi-Peak, above 1GHz are performed with peak and/or average measurements as necessary.
2. Measurement Level = Reading Level + Correct Factor.
3. Correct Factor = Antenna factor + Cable loss –Amplifier gain.
4. The average measurement was not performed when the peak measured data under the limit of average detection.
5. The emission levels of other frequencies are very lower than the limit and not show in test report.

Product : Intel® Wireless-AC 9560
Test Item : Harmonic Radiated Emission Data
Test Mode : Mode 10 MIMO: Transmit (802.11n-40BW_30Mbps) (2462MHz)
Test Date : 2019/11/26

Vertical

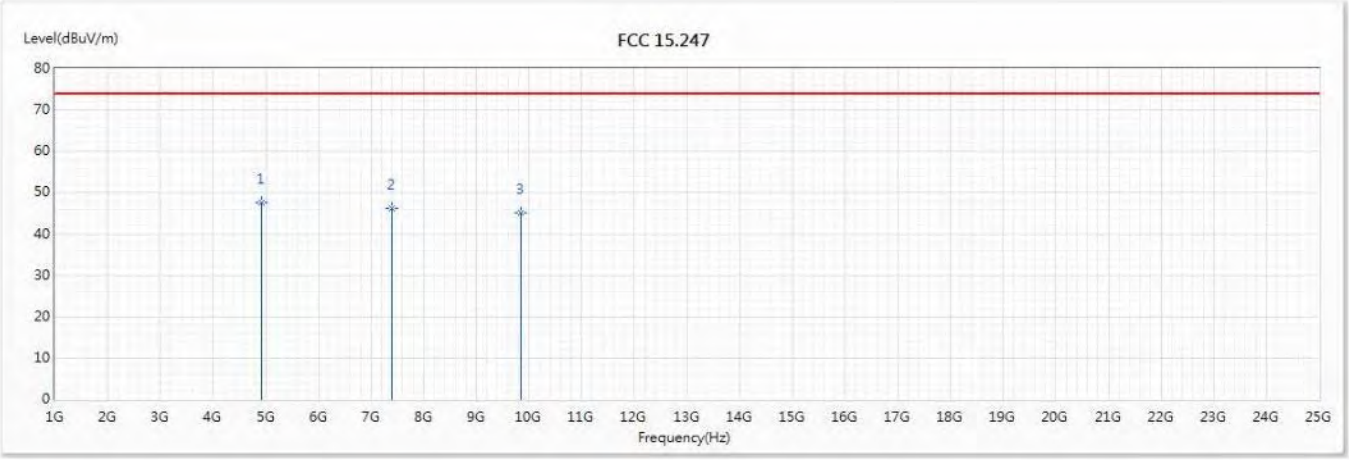

No	Frequency (MHz)	Emission Level (dBuV/m)	Limit (dBuV/m)	Margin (dB)	Reading Level (dBuV)	Correct Factor (dB/m)	Detector Type
* 1	4924	47.64	74.00	-26.36	51.96	-4.32	PK
2	7386	46.20	74.00	-27.80	46.87	-0.67	PK
3	9848	45.02	74.00	-28.98	43.15	1.87	PK

Note:

1. All Readings below 1GHz are Quasi-Peak, above 1GHz are performed with peak and/or average measurements as necessary.
2. Measurement Level = Reading Level + Correct Factor.
3. Correct Factor = Antenna factor + Cable loss –Amplifier gain.
4. The average measurement was not performed when the peak measured data under the limit of average detection.
5. The emission levels of other frequencies are very lower than the limit and not show in test report.

Product : Intel® Wireless-AC 9560
Test Item : General Radiated Emission Data
Test Mode : Mode 1 SISO A: Transmit (802.11b_1Mbps) (2442MHz)
Test Date : 2019/12/04

Horizontal

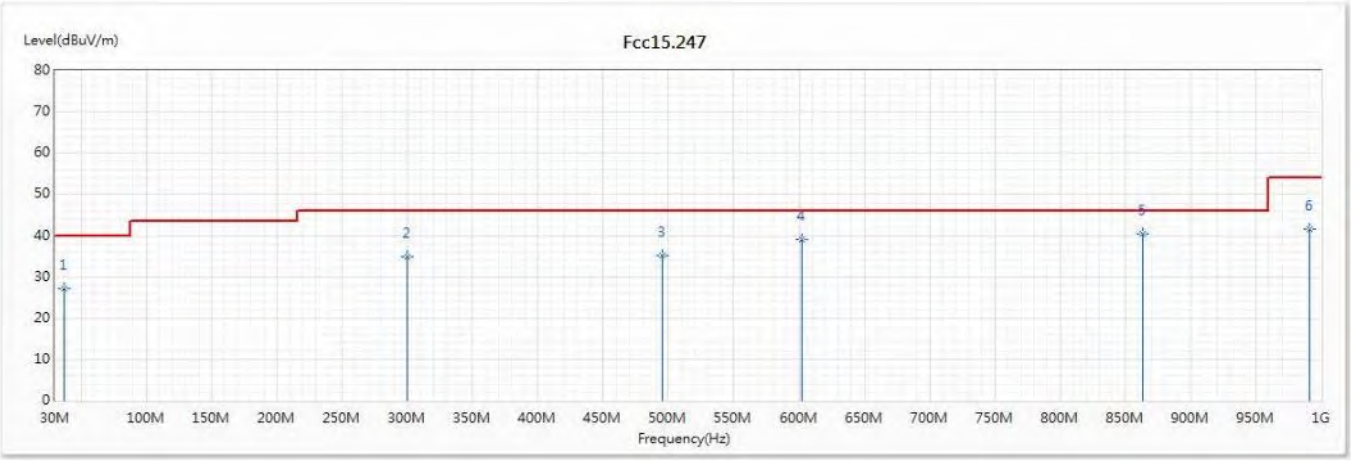

No	Frequency (MHz)	Emission Level (dBuV/m)	Limit (dBuV/m)	Margin (dB)	Reading Level (dBuV)	Correct Factor (dB/m)	Detector Type
1	36.79	27.10	40.00	-12.90	38.56	-11.46	QP
2	299.66	34.95	46.00	-11.05	44.78	-9.83	QP
3	495.6	35.14	46.00	-10.86	40.41	-5.27	QP
4	602.3	39.01	46.00	-6.99	42.11	-3.10	QP
* 5	863.23	40.46	46.00	-5.54	40.04	0.42	QP
6	991.27	41.61	54.00	-12.39	39.64	1.97	QP

Note:

1. All Readings below 1GHz are Quasi-Peak, above 1GHz are performed with peak and/or average measurements as necessary.
2. Measurement Level = Reading Level + Correct Factor.
3. Correct Factor = Antenna factor + Cable loss –Amplifier gain.
4. The emission levels of other frequencies are very lower than the limit and not show in test report.
5. No emission found between lowest internal used/generated frequency to 30MHz.

Product : Intel® Wireless-AC 9560
Test Item : General Radiated Emission Data
Test Mode : Mode 1 SISO A: Transmit (802.11b_1Mbps) (2442MHz)
Test Date : 2019/12/04

Vertical

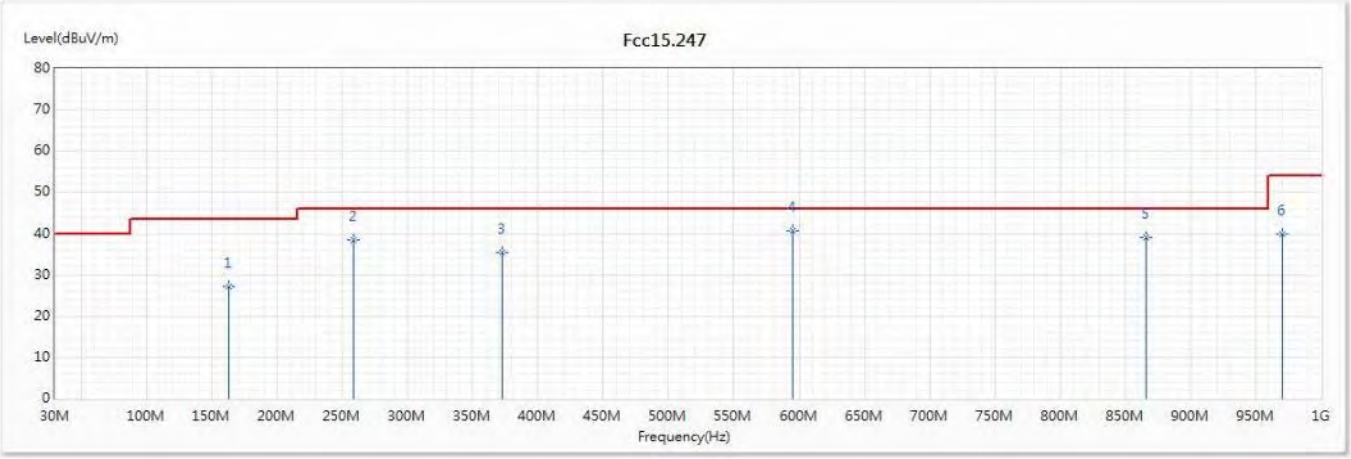

No	Frequency (MHz)	Emission Level (dBuV/m)	Limit (dBuV/m)	Margin (dB)	Reading Level (dBuV)	Correct Factor (dB/m)	Detector Type
1	162.89	27.23	43.50	-16.27	38.01	-10.78	QP
2	258.92	38.56	46.00	-7.44	49.95	-11.39	QP
3	372.41	35.56	46.00	-10.44	43.44	-7.88	QP
* 4	595.51	40.72	46.00	-5.28	43.83	-3.11	QP
5	866.14	39.13	46.00	-6.87	38.67	0.46	QP
6	969.93	39.97	54.00	-14.03	38.34	1.63	QP

Note:

1. All Readings below 1GHz are Quasi-Peak, above 1GHz are performed with peak and/or average measurements as necessary.
2. Measurement Level = Reading Level + Correct Factor.
3. Correct Factor = Antenna factor + Cable loss –Amplifier gain.
4. The emission levels of other frequencies are very lower than the limit and not show in test report.
5. No emission found between lowest internal used/generated frequency to 30MHz.

Product : Intel® Wireless-AC 9560
Test Item : General Radiated Emission Data
Test Mode : Mode 2 SISO A: Transmit (802.11g_6Mbps) (2442MHz)
Test Date : 2019/12/04

Horizontal

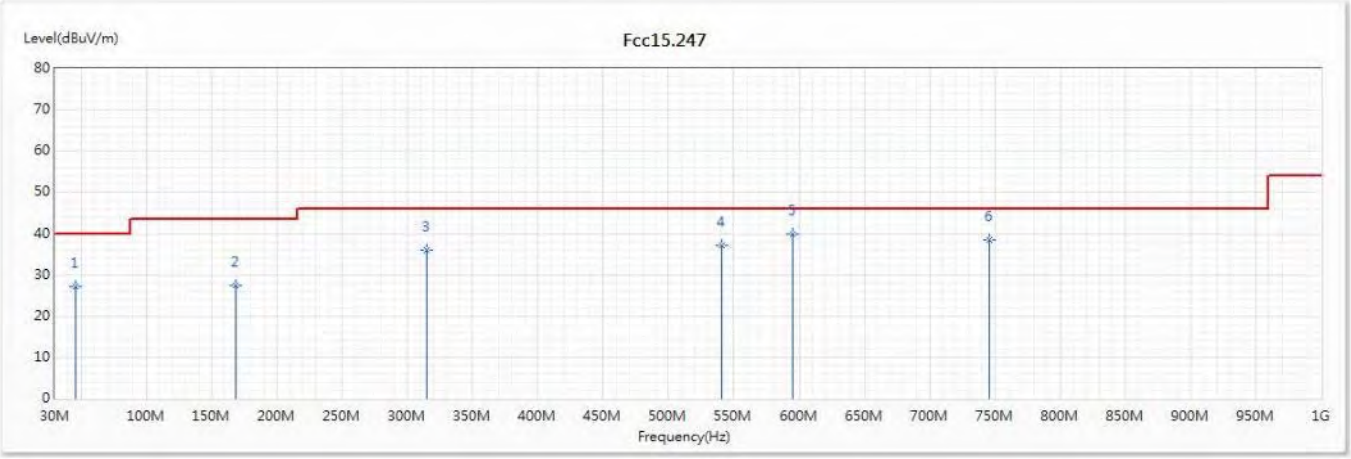

No	Frequency (MHz)	Emission Level (dBuV/m)	Limit (dBuV/m)	Margin (dB)	Reading Level (dBuV)	Correct Factor (dB/m)	Detector Type
1	45.52	27.21	40.00	-12.79	37.83	-10.62	QP
2	168.71	27.50	43.50	-16.00	38.52	-11.02	QP
3	315.18	35.86	46.00	-10.14	45.26	-9.40	QP
4	541.19	37.21	46.00	-8.79	41.65	-4.44	QP
* 5	595.51	39.89	46.00	-6.11	43.00	-3.11	QP
6	745.86	38.40	46.00	-7.60	39.53	-1.13	QP

Note:

1. All Readings below 1GHz are Quasi-Peak, above 1GHz are performed with peak and/or average measurements as necessary.
2. Measurement Level = Reading Level + Correct Factor.
3. Correct Factor = Antenna factor + Cable loss –Amplifier gain.
4. The emission levels of other frequencies are very lower than the limit and not show in test report.
5. No emission found between lowest internal used/generated frequency to 30MHz.

Product : Intel® Wireless-AC 9560
Test Item : General Radiated Emission Data
Test Mode : Mode 2 SISO A: Transmit (802.11g_6Mbps) (2442MHz)
Test Date : 2019/12/04

Vertical

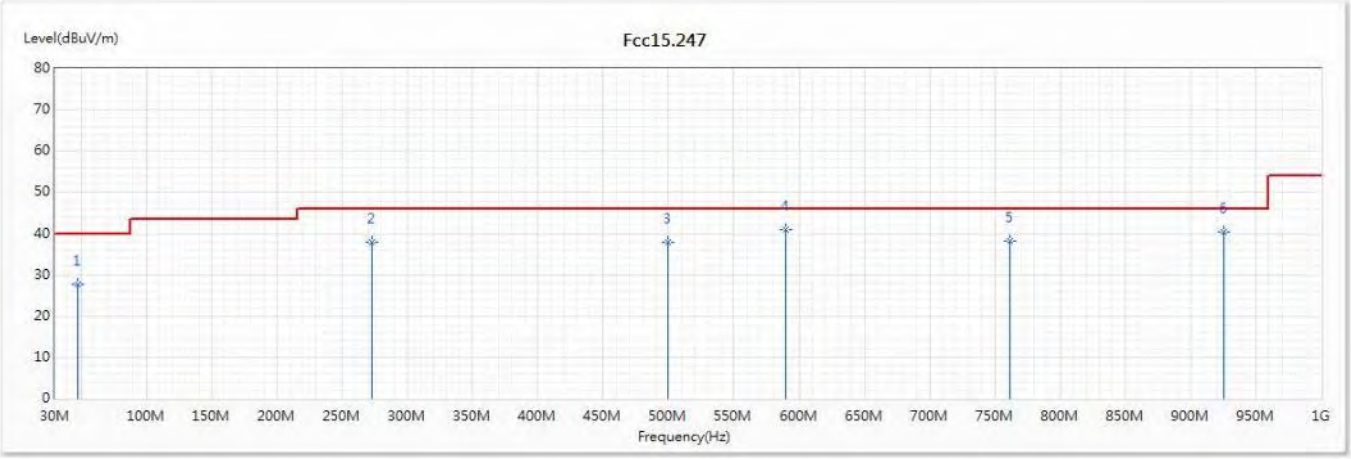

No	Frequency (MHz)	Emission Level (dBuV/m)	Limit (dBuV/m)	Margin (dB)	Reading Level (dBuV)	Correct Factor (dB/m)	Detector Type
1	47.46	27.76	40.00	-12.24	38.36	-10.60	QP
2	272.5	37.95	46.00	-8.05	48.62	-10.67	QP
3	499.48	37.94	46.00	-8.06	43.11	-5.17	QP
* 4	589.69	40.97	46.00	-5.03	44.19	-3.22	QP
5	761.38	38.25	46.00	-7.75	39.14	-0.89	QP
6	925.31	40.55	46.00	-5.45	39.48	1.07	QP

Note:

1. All Readings below 1GHz are Quasi-Peak, above 1GHz are performed with peak and/or average measurements as necessary.
2. Measurement Level = Reading Level + Correct Factor.
3. Correct Factor = Antenna factor + Cable loss –Amplifier gain.
4. The emission levels of other frequencies are very lower than the limit and not show in test report.
5. No emission found between lowest internal used/generated frequency to 30MHz.

Product : Intel® Wireless-AC 9560
Test Item : General Radiated Emission Data
Test Mode : Mode 3 SISO A: Transmit (802.11n-20BW_7.2Mbps) (2442MHz)
Test Date : 2019/12/04

Horizontal

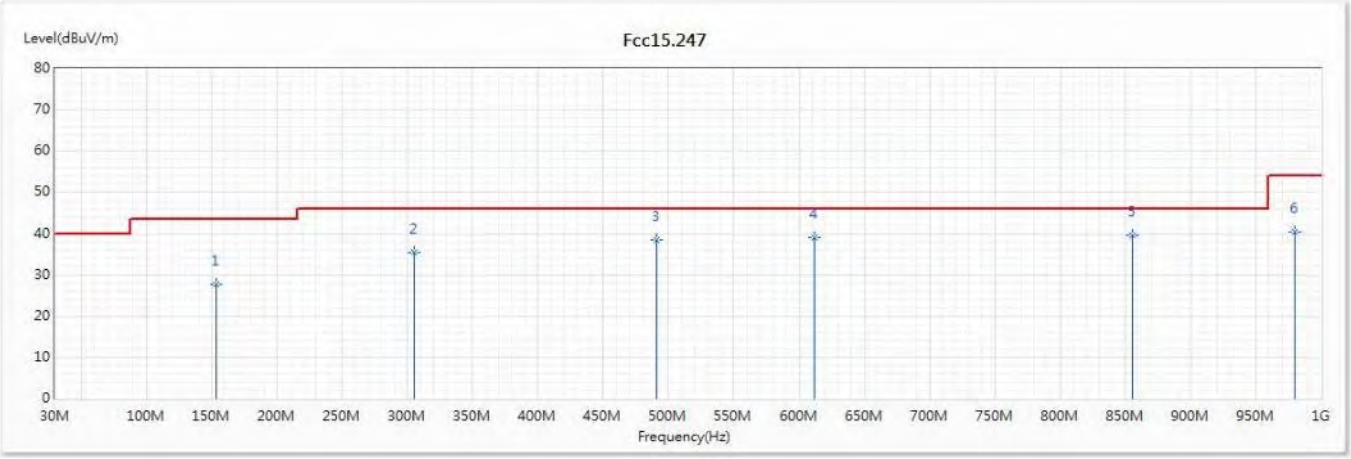

No	Frequency (MHz)	Emission Level (dBuV/m)	Limit (dBuV/m)	Margin (dB)	Reading Level (dBuV)	Correct Factor (dB/m)	Detector Type
1	153.19	27.60	43.50	-15.90	38.31	-10.71	QP
2	305.48	35.48	46.00	-10.52	45.18	-9.70	QP
3	490.75	38.40	46.00	-7.60	43.77	-5.37	QP
4	612	39.07	46.00	-6.93	42.16	-3.09	QP
* 5	855.47	39.54	46.00	-6.46	39.19	0.35	QP
6	979.63	40.49	54.00	-13.51	38.65	1.84	QP

Note:

1. All Readings below 1GHz are Quasi-Peak, above 1GHz are performed with peak and/or average measurements as necessary.
2. Measurement Level = Reading Level + Correct Factor.
3. Correct Factor = Antenna factor + Cable loss –Amplifier gain.
4. The emission levels of other frequencies are very lower than the limit and not show in test report.
5. No emission found between lowest internal used/generated frequency to 30MHz.

Product : Intel® Wireless-AC 9560
Test Item : General Radiated Emission Data
Test Mode : Mode 3 SISO A: Transmit (802.11n-20BW_7.2Mbps) (2442MHz)
Test Date : 2019/12/04

Vertical

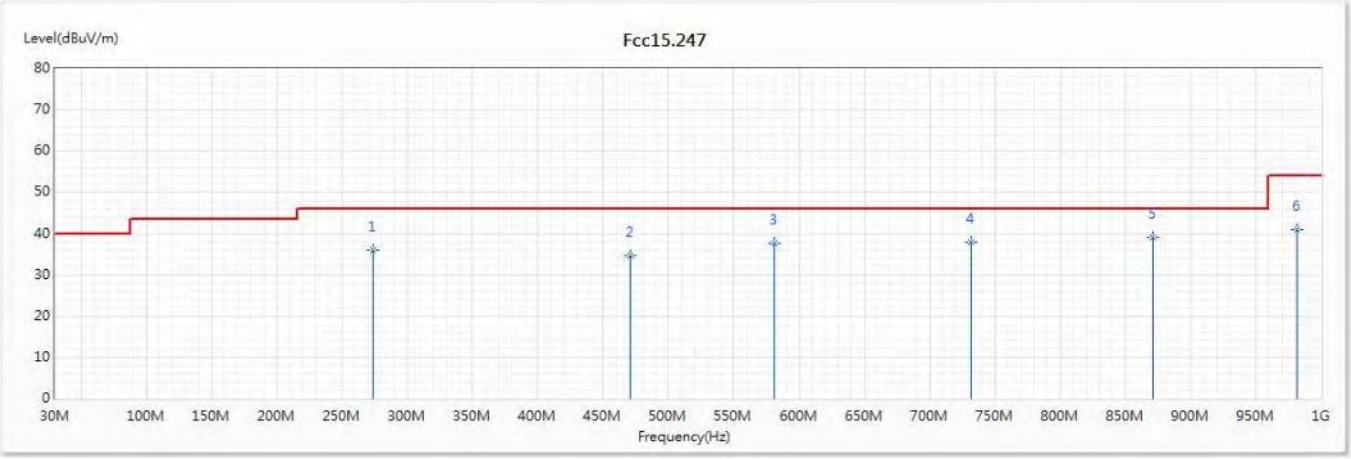

No	Frequency (MHz)	Emission Level (dBuV/m)	Limit (dBuV/m)	Margin (dB)	Reading Level (dBuV)	Correct Factor (dB/m)	Detector Type
1	273.47	36.10	46.00	-9.90	46.71	-10.61	QP
2	470.38	34.74	46.00	-11.26	40.41	-5.67	QP
3	580.96	37.75	46.00	-8.25	41.14	-3.39	QP
4	732.28	38.02	46.00	-7.98	39.39	-1.37	QP
* 5	870.99	39.12	46.00	-6.88	38.64	0.48	QP
6	981.57	41.04	54.00	-12.96	39.19	1.85	QP

Note:

1. All Readings below 1GHz are Quasi-Peak, above 1GHz are performed with peak and/or average measurements as necessary.
2. Measurement Level = Reading Level + Correct Factor.
3. Correct Factor = Antenna factor + Cable loss –Amplifier gain.
4. The emission levels of other frequencies are very lower than the limit and not show in test report.
5. No emission found between lowest internal used/generated frequency to 30MHz.

Product : Intel® Wireless-AC 9560
Test Item : General Radiated Emission Data
Test Mode : Mode 4 SISO A: Transmit (802.11n-40BW_15Mbps) (2442MHz)
Test Date : 2019/12/04

Horizontal

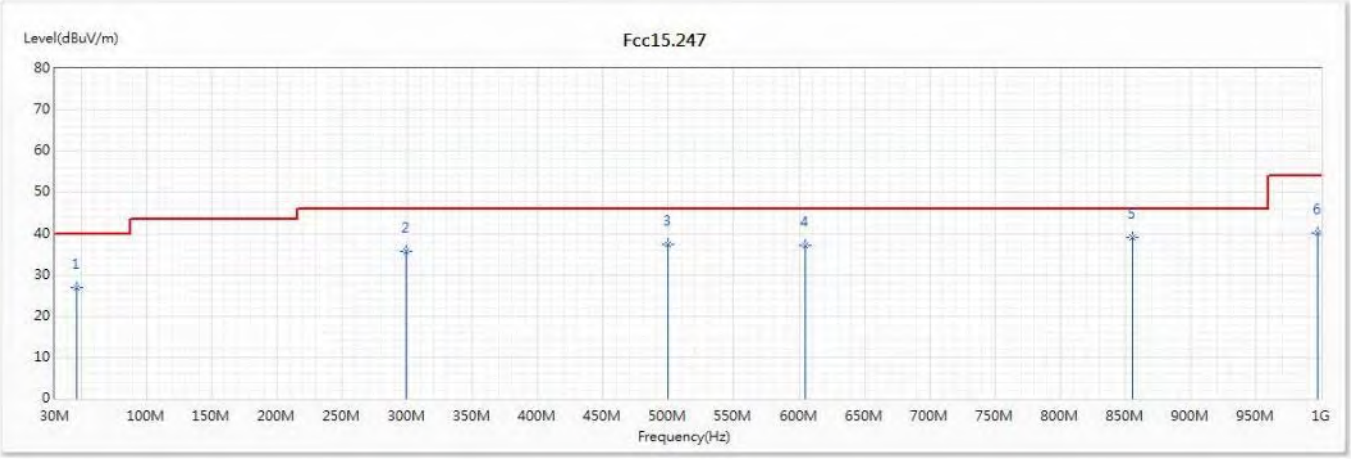

No	Frequency (MHz)	Emission Level (dBuV/m)	Limit (dBuV/m)	Margin (dB)	Reading Level (dBuV)	Correct Factor (dB/m)	Detector Type
1	46.49	26.96	40.00	-13.04	37.52	-10.56	QP
2	298.69	35.64	46.00	-10.36	45.51	-9.87	QP
3	499.48	37.41	46.00	-8.59	42.58	-5.17	QP
4	605.21	37.04	46.00	-8.96	40.14	-3.10	QP
* 5	855.47	38.94	46.00	-7.06	38.59	0.35	QP
6	997.09	40.19	54.00	-13.81	38.17	2.02	QP

Note:

1. All Readings below 1GHz are Quasi-Peak, above 1GHz are performed with peak and/or average measurements as necessary.
2. Measurement Level = Reading Level + Correct Factor.
3. Correct Factor = Antenna factor + Cable loss –Amplifier gain.
4. The emission levels of other frequencies are very lower than the limit and not show in test report.
5. No emission found between lowest internal used/generated frequency to 30MHz.

Product : Intel® Wireless-AC 9560
Test Item : General Radiated Emission Data
Test Mode : Mode 4 SISO A: Transmit (802.11n-40BW_15Mbps) (2442MHz)
Test Date : 2019/12/04

Vertical

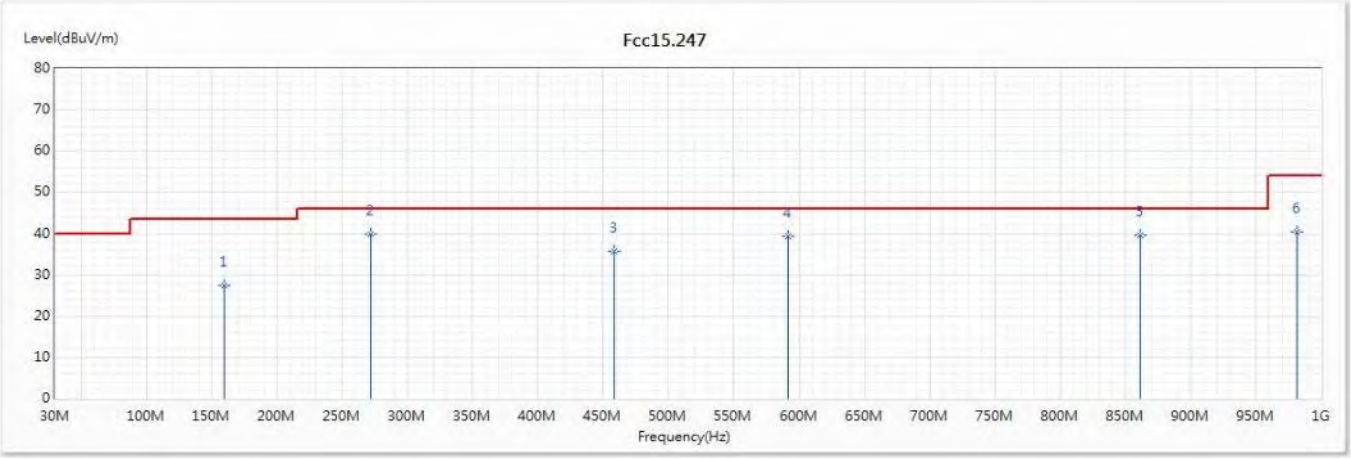

No	Frequency (MHz)	Emission Level (dBuV/m)	Limit (dBuV/m)	Margin (dB)	Reading Level (dBuV)	Correct Factor (dB/m)	Detector Type
1	159.98	27.32	43.50	-16.18	38.02	-10.70	QP
* 2	271.53	39.76	46.00	-6.24	50.49	-10.73	QP
3	458.74	35.65	46.00	-10.35	41.59	-5.94	QP
4	591.63	39.44	46.00	-6.56	42.61	-3.17	QP
5	861.29	39.67	46.00	-6.33	39.28	0.39	QP
6	981.57	40.39	54.00	-13.61	38.54	1.85	QP

Note:

1. All Readings below 1GHz are Quasi-Peak, above 1GHz are performed with peak and/or average measurements as necessary.
2. Measurement Level = Reading Level + Correct Factor.
3. Correct Factor = Antenna factor + Cable loss –Amplifier gain.
4. The emission levels of other frequencies are very lower than the limit and not show in test report.
5. No emission found between lowest internal used/generated frequency to 30MHz.

Product : Intel® Wireless-AC 9560
Test Item : General Radiated Emission Data
Test Mode : Mode 5 SISO B: Transmit (802.11b_1Mbps) (2442MHz)
Test Date : 2019/11/27

Horizontal

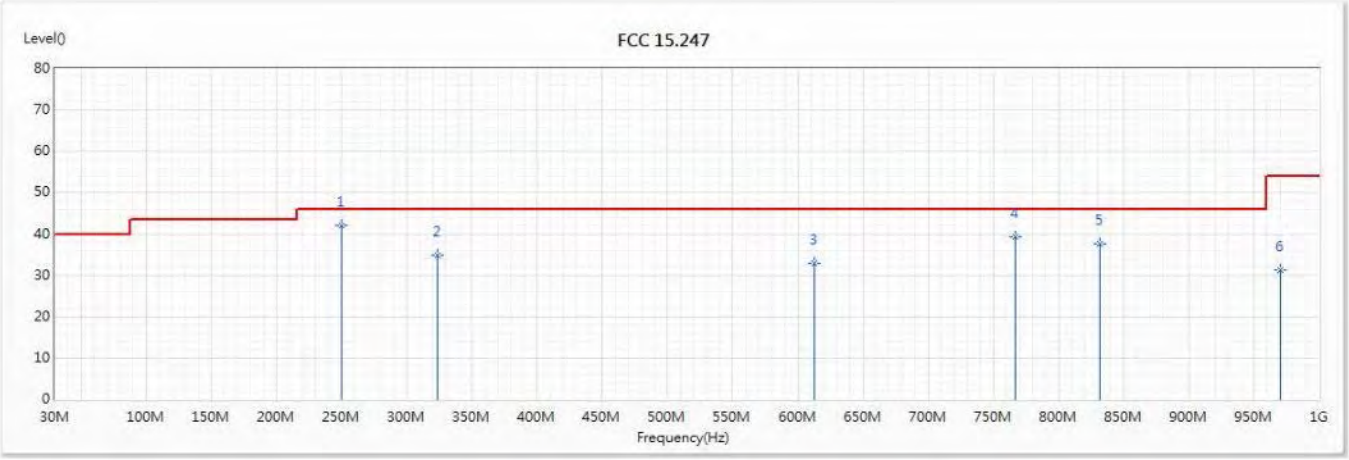

No	Frequency (MHz)	Emission Level (dBuV/m)	Limit (dBuV/m)	Margin (dB)	Reading Level (dBuV)	Correct Factor (dB/m)	Detector Type
* 1	250.19	41.99	46.00	-4.01	53.11	-11.12	QP
2	323.91	34.81	46.00	-11.19	43.60	-8.79	QP
3	612.97	32.92	46.00	-13.08	35.98	-3.06	QP
4	767.2	39.27	46.00	-6.73	40.12	-0.85	QP
5	832.19	37.52	46.00	-8.48	37.53	-0.01	QP
6	969.93	31.32	54.00	-22.68	29.59	1.73	QP

Note:

1. All Readings below 1GHz are Quasi-Peak, above 1GHz are performed with peak and/or average measurements as necessary.
2. Measurement Level = Reading Level + Correct Factor.
3. Correct Factor = Antenna factor + Cable loss –Amplifier gain.
4. The emission levels of other frequencies are very lower than the limit and not show in test report.
5. No emission found between lowest internal used/generated frequency to 30MHz.

Product : Intel® Wireless-AC 9560
Test Item : General Radiated Emission Data
Test Mode : Mode 5 SISO B: Transmit (802.11b_1Mbps) (2442MHz)
Test Date : 2019/11/27

Vertical

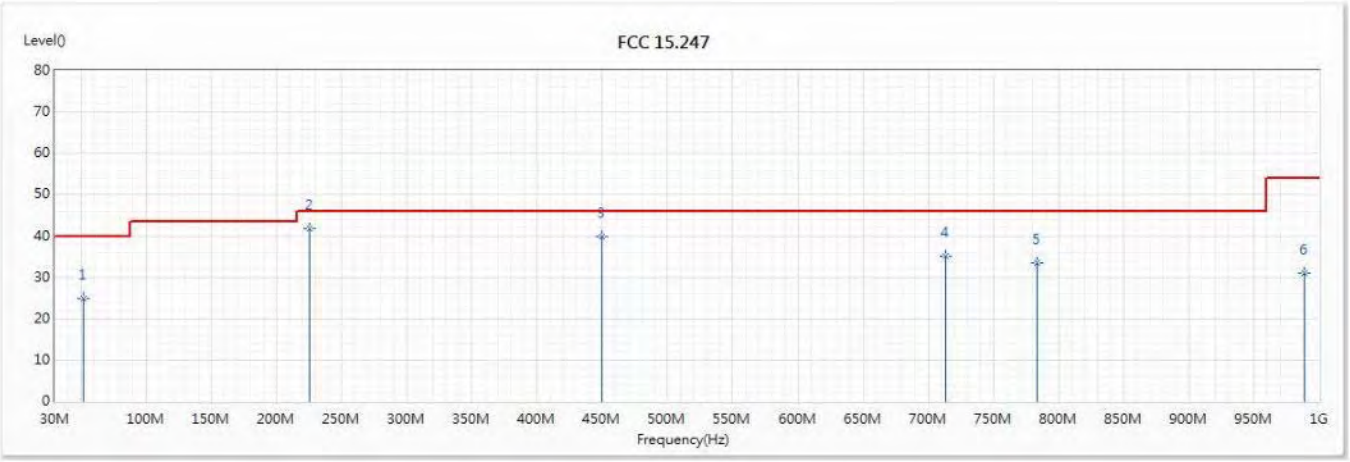

No	Frequency (MHz)	Emission Level (dBuV/m)	Limit (dBuV/m)	Margin (dB)	Reading Level (dBuV)	Correct Factor (dB/m)	Detector Type
1	52.31	24.99	40.00	-15.01	35.31	-10.32	QP
* 2	224.97	41.68	46.00	-4.32	54.25	-12.57	QP
3	450.01	39.88	46.00	-6.12	45.92	-6.04	QP
4	713.85	35.07	46.00	-10.93	36.47	-1.40	QP
5	783.69	33.43	46.00	-12.57	33.97	-0.54	QP
6	988.36	31.10	54.00	-22.90	29.48	1.62	QP

Note:

1. All Readings below 1GHz are Quasi-Peak, above 1GHz are performed with peak and/or average measurements as necessary.
2. Measurement Level = Reading Level + Correct Factor.
3. Correct Factor = Antenna factor + Cable loss –Amplifier gain.
4. The emission levels of other frequencies are very lower than the limit and not show in test report.
5. No emission found between lowest internal used/generated frequency to 30MHz.

Product : Intel® Wireless-AC 9560
Test Item : General Radiated Emission Data
Test Mode : Mode 6 SISO B: Transmit (802.11g_6Mbps) (2442MHz)
Test Date : 2019/11/27

Horizontal

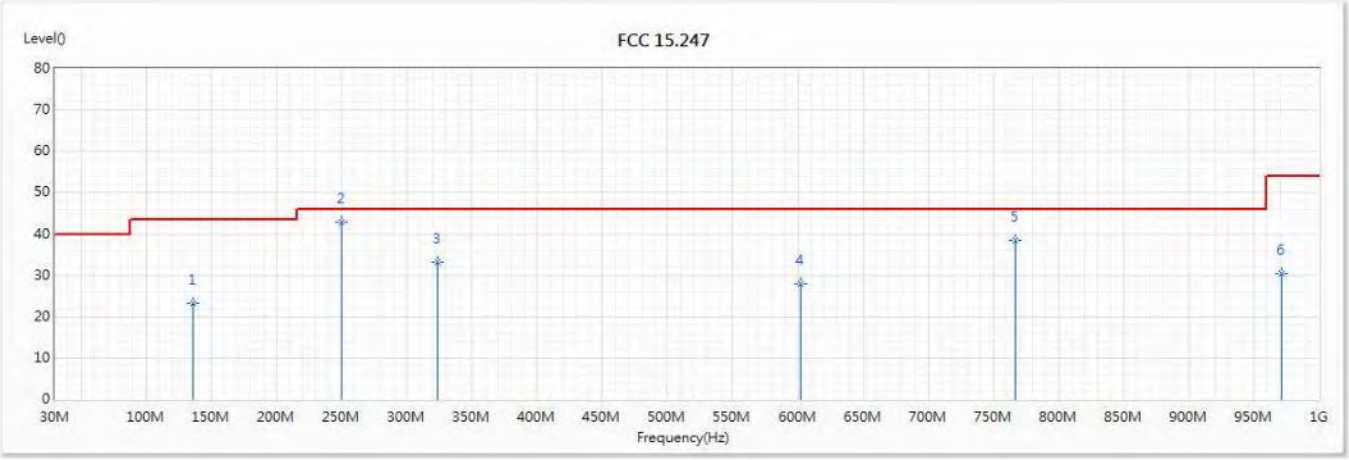

No	Frequency (MHz)	Emission Level (dBuV/m)	Limit (dBuV/m)	Margin (dB)	Reading Level (dBuV)	Correct Factor (dB/m)	Detector Type
1	135.73	23.21	43.50	-20.29	34.38	-11.17	QP
* 2	250.19	42.81	46.00	-3.19	53.93	-11.12	QP
3	323.91	33.31	46.00	-12.69	42.10	-8.79	QP
4	602.3	28.02	46.00	-17.98	31.05	-3.03	QP
5	767.2	38.43	46.00	-7.57	39.28	-0.85	QP
6	970.9	30.40	54.00	-23.60	28.66	1.74	QP

Note:

1. All Readings below 1GHz are Quasi-Peak, above 1GHz are performed with peak and/or average measurements as necessary.
2. Measurement Level = Reading Level + Correct Factor.
3. Correct Factor = Antenna factor + Cable loss –Amplifier gain.
4. The emission levels of other frequencies are very lower than the limit and not show in test report.
5. No emission found between lowest internal used/generated frequency to 30MHz.

Product : Intel® Wireless-AC 9560
Test Item : General Radiated Emission Data
Test Mode : Mode 6 SISO B: Transmit (802.11g_6Mbps) (2442MHz)
Test Date : 2019/11/27

Vertical

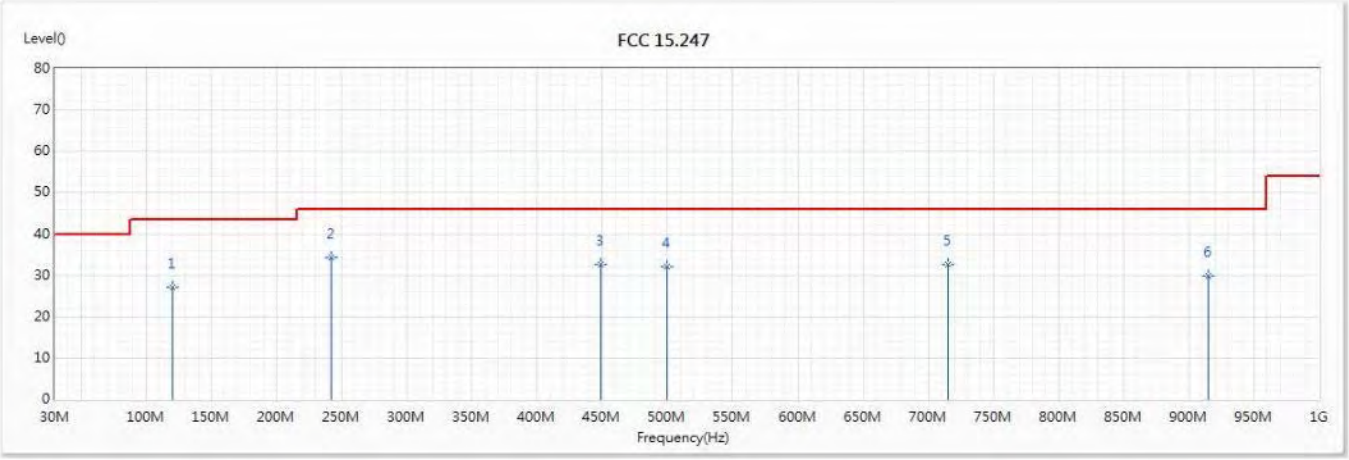

No	Frequency (MHz)	Emission Level (dBuV/m)	Limit (dBuV/m)	Margin (dB)	Reading Level (dBuV)	Correct Factor (dB/m)	Detector Type
1	120.21	27.18	43.50	-16.32	40.22	-13.04	QP
* 2	242.43	34.19	46.00	-11.81	45.52	-11.33	QP
3	449.04	32.58	46.00	-13.42	38.63	-6.05	QP
4	499.48	32.07	46.00	-13.93	37.32	-5.25	QP
5	714.82	32.67	46.00	-13.33	34.02	-1.35	QP
6	914.64	29.96	46.00	-16.04	28.98	0.98	QP

Note:

1. All Readings below 1GHz are Quasi-Peak, above 1GHz are performed with peak and/or average measurements as necessary.
2. Measurement Level = Reading Level + Correct Factor.
3. Correct Factor = Antenna factor + Cable loss –Amplifier gain.
4. The emission levels of other frequencies are very lower than the limit and not show in test report.
5. No emission found between lowest internal used/generated frequency to 30MHz.

Product : Intel® Wireless-AC 9560
Test Item : General Radiated Emission Data
Test Mode : Mode 7 SISO B: Transmit (802.11n-20BW_7.2Mbps) (2442MHz)
Test Date : 2019/12/04

Horizontal

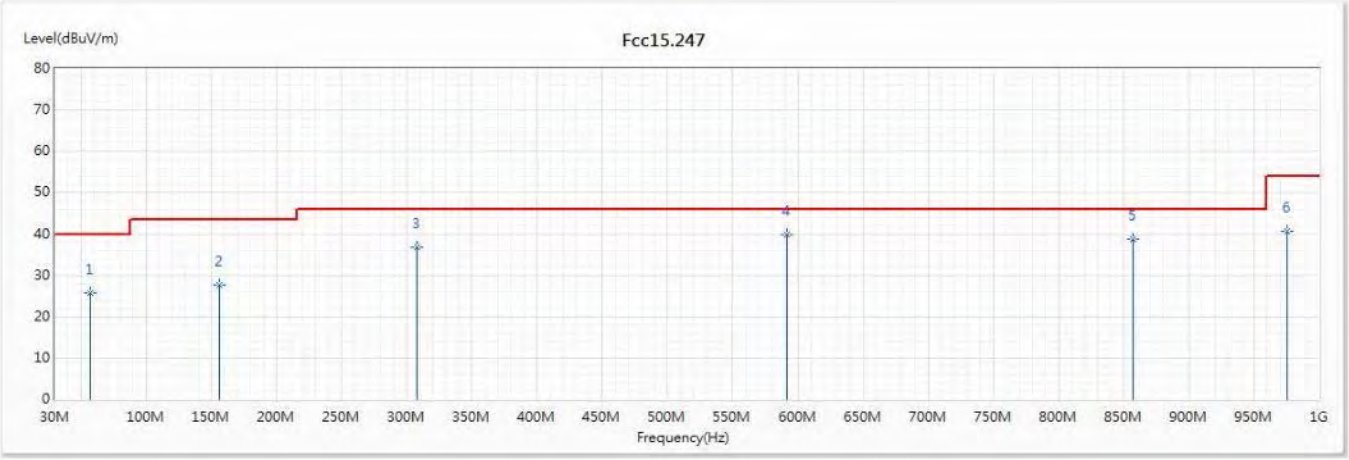

No	Frequency (MHz)	Emission Level (dBuV/m)	Limit (dBuV/m)	Margin (dB)	Reading Level (dBuV)	Correct Factor (dB/m)	Detector Type
1	57.16	25.62	40.00	-14.38	36.68	-11.06	QP
2	156.1	27.61	43.50	-15.89	38.33	-10.72	QP
3	307.42	36.69	46.00	-9.31	46.34	-9.65	QP
* 4	591.63	39.95	46.00	-6.05	43.12	-3.17	QP
5	857.41	38.86	46.00	-7.14	38.51	0.35	QP
6	975.75	40.76	54.00	-13.24	39.01	1.75	QP

Note:

1. All Readings below 1GHz are Quasi-Peak, above 1GHz are performed with peak and/or average measurements as necessary.
2. Measurement Level = Reading Level + Correct Factor.
3. Correct Factor = Antenna factor + Cable loss –Amplifier gain.
4. The emission levels of other frequencies are very lower than the limit and not show in test report.
5. No emission found between lowest internal used/generated frequency to 30MHz.

Product : Intel® Wireless-AC 9560
Test Item : General Radiated Emission Data
Test Mode : Mode 7 SISO B: Transmit (802.11n-20BW_7.2Mbps) (2442MHz)
Test Date : 2019/12/04

Vertical

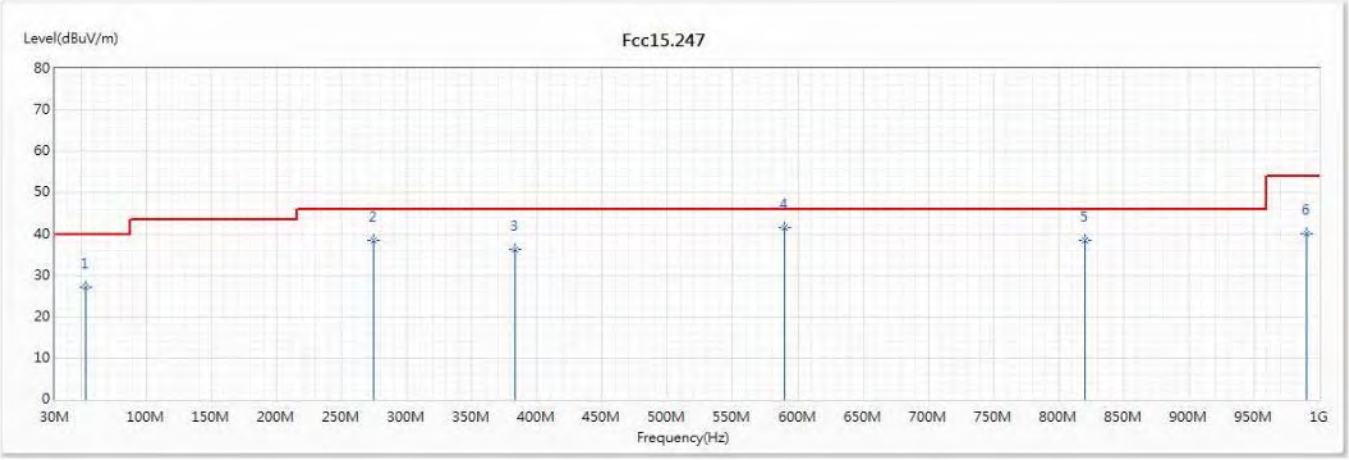

No	Frequency (MHz)	Emission Level (dBuV/m)	Limit (dBuV/m)	Margin (dB)	Reading Level (dBuV)	Correct Factor (dB/m)	Detector Type
1	53.28	27.20	40.00	-12.80	37.96	-10.76	QP
2	274.44	38.40	46.00	-7.60	48.95	-10.55	QP
3	383.08	36.25	46.00	-9.75	43.85	-7.60	QP
* 4	589.69	41.49	46.00	-4.51	44.71	-3.22	QP
5	820.55	38.59	46.00	-7.41	38.89	-0.30	QP
6	990.3	40.20	54.00	-13.80	38.23	1.97	QP

Note:

1. All Readings below 1GHz are Quasi-Peak, above 1GHz are performed with peak and/or average measurements as necessary.
2. Measurement Level = Reading Level + Correct Factor.
3. Correct Factor = Antenna factor + Cable loss –Amplifier gain.
4. The emission levels of other frequencies are very lower than the limit and not show in test report.
5. No emission found between lowest internal used/generated frequency to 30MHz.

Product : Intel® Wireless-AC 9560
Test Item : General Radiated Emission Data
Test Mode : Mode 8 SISO B: Transmit (802.11n-40BW_15Mbps) (2442MHz)
Test Date : 2019/12/04

Horizontal

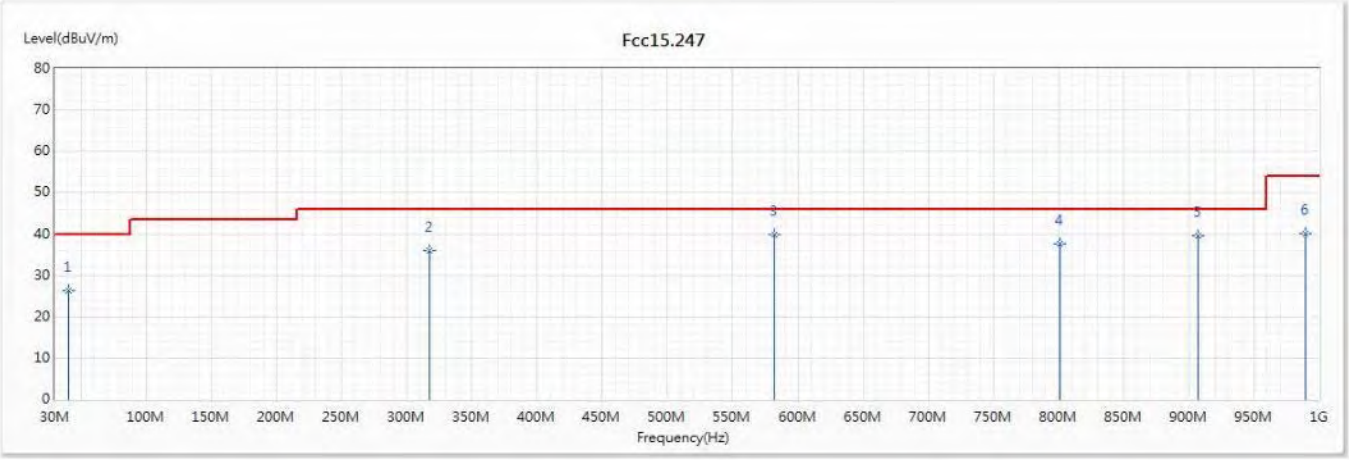

No	Frequency (MHz)	Emission Level (dBuV/m)	Limit (dBuV/m)	Margin (dB)	Reading Level (dBuV)	Correct Factor (dB/m)	Detector Type
1	40.67	26.25	40.00	-13.75	37.22	-10.97	QP
2	317.12	36.05	46.00	-9.95	45.40	-9.35	QP
* 3	581.93	39.95	46.00	-6.05	43.32	-3.37	QP
4	801.15	37.71	46.00	-8.29	38.17	-0.46	QP
5	906.88	39.68	46.00	-6.32	38.80	0.88	QP
6	989.33	40.05	54.00	-13.95	38.10	1.95	QP

Note:

1. All Readings below 1GHz are Quasi-Peak, above 1GHz are performed with peak and/or average measurements as necessary.
2. Measurement Level = Reading Level + Correct Factor.
3. Correct Factor = Antenna factor + Cable loss –Amplifier gain.
4. The emission levels of other frequencies are very lower than the limit and not show in test report.
5. No emission found between lowest internal used/generated frequency to 30MHz.

Product : Intel® Wireless-AC 9560
Test Item : General Radiated Emission Data
Test Mode : Mode 8 SISO B: Transmit (802.11n-40BW_15Mbps) (2442MHz)
Test Date : 2019/12/04

Vertical

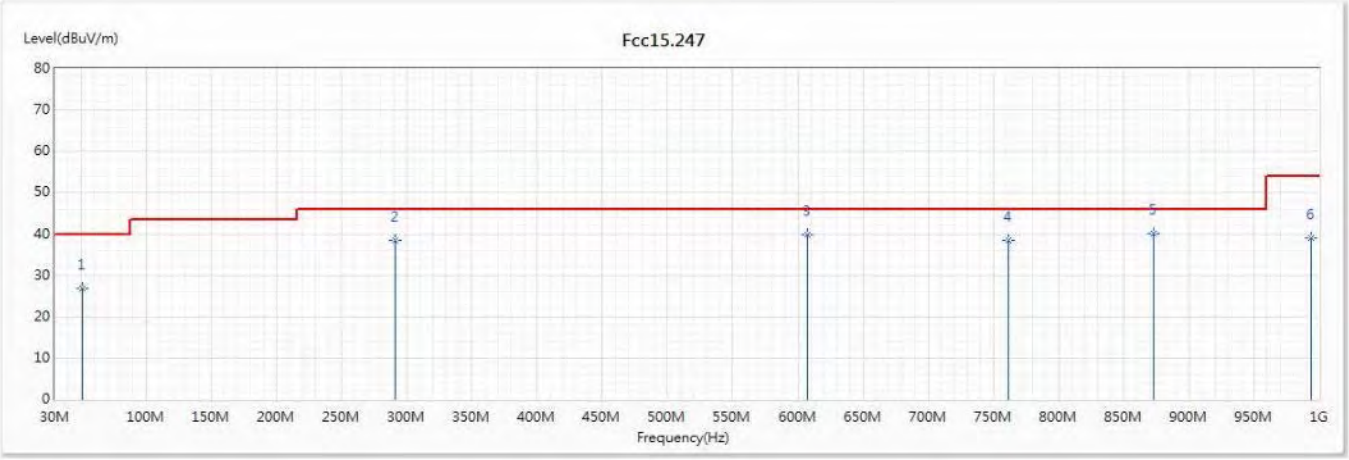

No	Frequency (MHz)	Emission Level (dBuV/m)	Limit (dBuV/m)	Margin (dB)	Reading Level (dBuV)	Correct Factor (dB/m)	Detector Type
1	51.34	26.76	40.00	-13.24	37.37	-10.61	QP
2	290.93	38.35	46.00	-7.65	48.40	-10.05	QP
3	607.15	39.84	46.00	-6.16	42.94	-3.10	QP
4	761.38	38.45	46.00	-7.55	39.34	-0.89	QP
* 5	872.93	40.05	46.00	-5.95	39.57	0.48	QP
6	994.18	39.09	54.00	-14.91	37.12	1.97	QP

Note:

1. All Readings below 1GHz are Quasi-Peak, above 1GHz are performed with peak and/or average measurements as necessary.
2. Measurement Level = Reading Level + Correct Factor.
3. Correct Factor = Antenna factor + Cable loss –Amplifier gain.
4. The emission levels of other frequencies are very lower than the limit and not show in test report.
5. No emission found between lowest internal used/generated frequency to 30MHz.

Product : Intel® Wireless-AC 9560
Test Item : General Radiated Emission Data
Test Mode : Mode 9 MIMO: Transmit (802.11n-20BW_14.4Mbps) (2442MHz)
Test Date : 2019/11/27

Horizontal

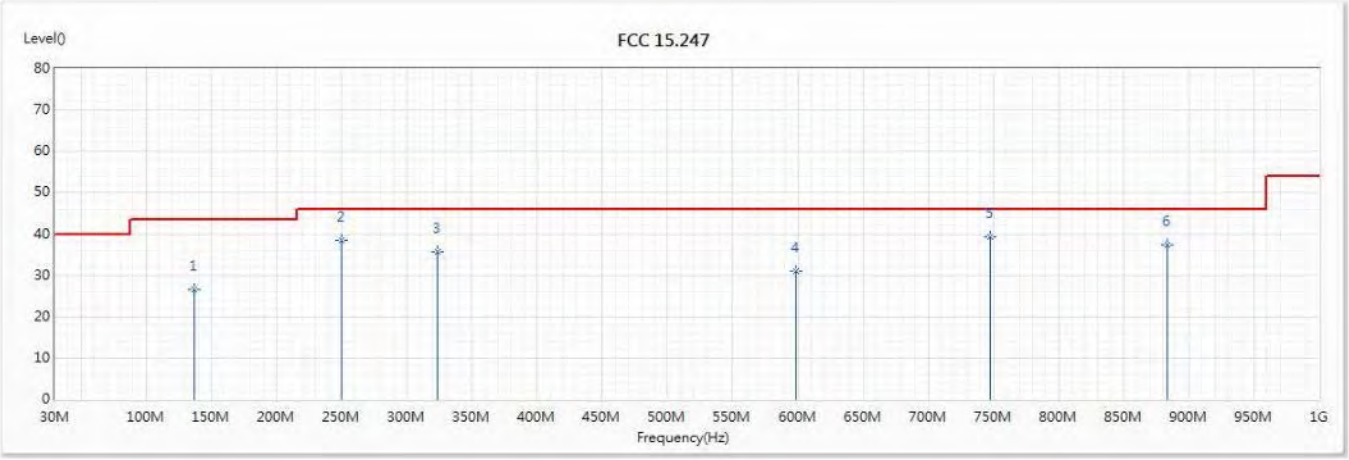

No	Frequency (MHz)	Emission Level (dBuV/m)	Limit (dBuV/m)	Margin (dB)	Reading Level (dBuV)	Correct Factor (dB/m)	Detector Type
1	136.7	26.45	43.50	-17.05	37.51	-11.06	QP
2	250.19	38.51	46.00	-7.49	49.63	-11.12	QP
3	323.91	35.58	46.00	-10.42	44.37	-8.79	QP
4	598.42	30.96	46.00	-15.04	34.00	-3.04	QP
* 5	747.8	39.18	46.00	-6.82	40.36	-1.18	QP
6	883.6	37.31	46.00	-8.69	36.99	0.32	QP

Note:

1. All Readings below 1GHz are Quasi-Peak, above 1GHz are performed with peak and/or average measurements as necessary.
2. Measurement Level = Reading Level + Correct Factor.
3. Correct Factor = Antenna factor + Cable loss –Amplifier gain.
4. The emission levels of other frequencies are very lower than the limit and not show in test report.
5. No emission found between lowest internal used/generated frequency to 30MHz.

Product : Intel® Wireless-AC 9560
Test Item : General Radiated Emission Data
Test Mode : Mode 9 MIMO: Transmit (802.11n-20BW_14.4Mbps) (2442MHz)
Test Date : 2019/11/27

Vertical

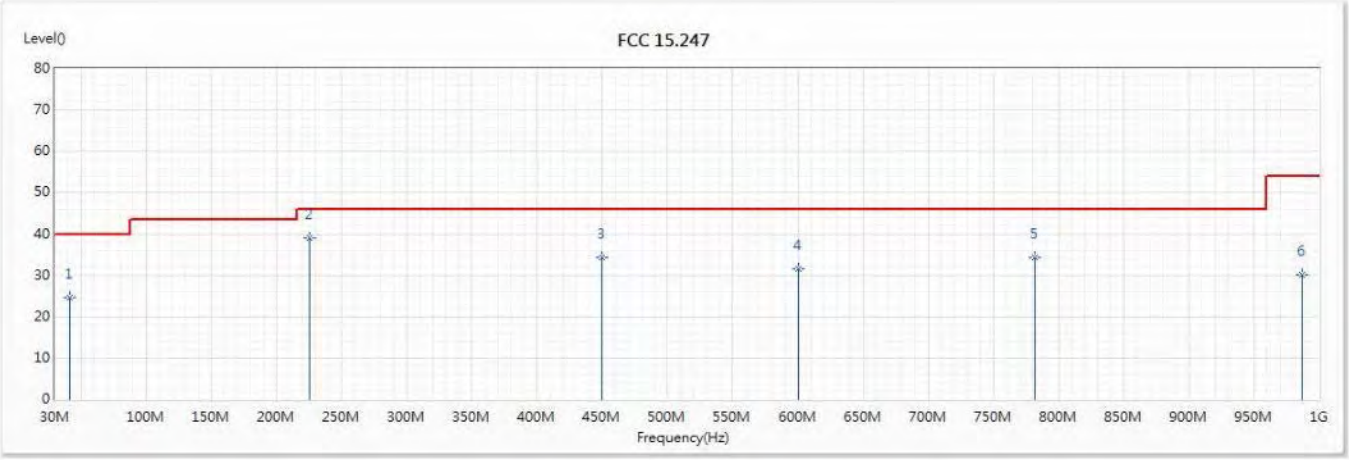

No	Frequency (MHz)	Emission Level (dBuV/m)	Limit (dBuV/m)	Margin (dB)	Reading Level (dBuV)	Correct Factor (dB/m)	Detector Type
1	41.64	24.60	40.00	-15.40	35.25	-10.65	QP
* 2	224.97	38.94	46.00	-7.06	51.51	-12.57	QP
3	450.01	34.19	46.00	-11.81	40.23	-6.04	QP
4	600.36	31.65	46.00	-14.35	34.64	-2.99	QP
5	781.75	34.20	46.00	-11.80	34.77	-0.57	QP
6	986.42	30.08	54.00	-23.92	28.39	1.69	QP

Note:

1. All Readings below 1GHz are Quasi-Peak, above 1GHz are performed with peak and/or average measurements as necessary.
2. Measurement Level = Reading Level + Correct Factor.
3. Correct Factor = Antenna factor + Cable loss –Amplifier gain.
4. The emission levels of other frequencies are very lower than the limit and not show in test report.
5. No emission found between lowest internal used/generated frequency to 30MHz.

Product : Intel® Wireless-AC 9560
Test Item : General Radiated Emission Data
Test Mode : Mode 10 MIMO: Transmit (802.11n-40BW_30Mbps) (2442MHz)
Test Date : 2019/11/27

Horizontal

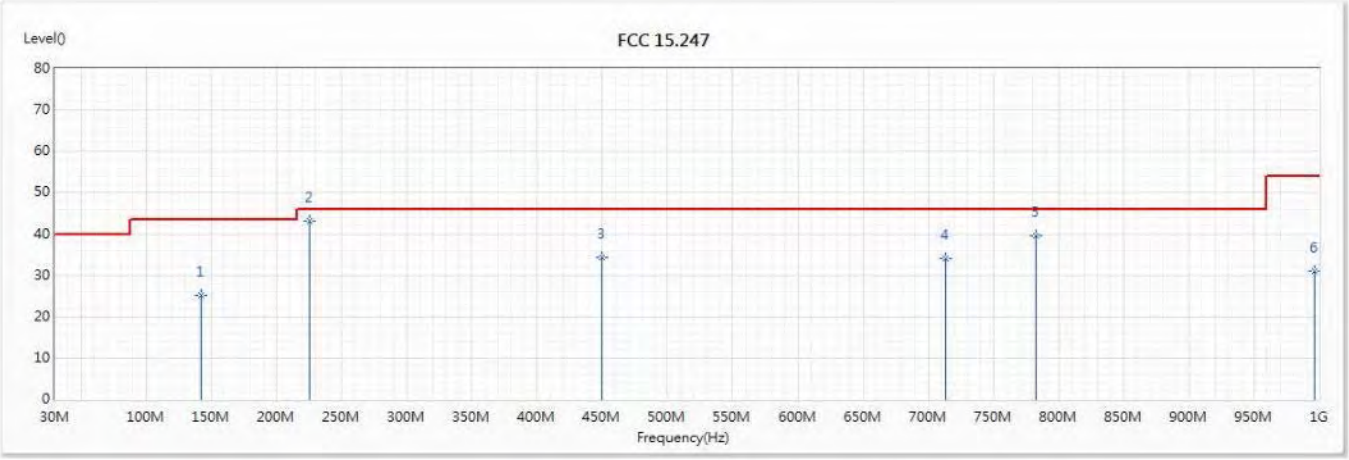

No	Frequency (MHz)	Emission Level (dBuV/m)	Limit (dBuV/m)	Margin (dB)	Reading Level (dBuV)	Correct Factor (dB/m)	Detector Type
1	142.52	25.20	43.50	-18.30	35.79	-10.59	QP
* 2	224.97	43.22	46.00	-2.78	55.79	-12.57	QP
3	450.01	34.25	46.00	-11.75	40.29	-6.04	QP
4	713.85	34.14	46.00	-11.86	35.54	-1.40	QP
5	782.72	39.52	46.00	-6.48	40.08	-0.56	QP
6	996.12	31.11	54.00	-22.89	29.63	1.48	QP

Note:

1. All Readings below 1GHz are Quasi-Peak, above 1GHz are performed with peak and/or average measurements as necessary.
2. Measurement Level = Reading Level + Correct Factor.
3. Correct Factor = Antenna factor + Cable loss –Amplifier gain.
4. The emission levels of other frequencies are very lower than the limit and not show in test report.
5. No emission found between lowest internal used/generated frequency to 30MHz.

Product : Intel® Wireless-AC 9560
Test Item : General Radiated Emission Data
Test Mode : Mode 10 MIMO: Transmit (802.11n-40BW_30Mbps) (2442MHz)
Test Date : 2019/11/27

Vertical

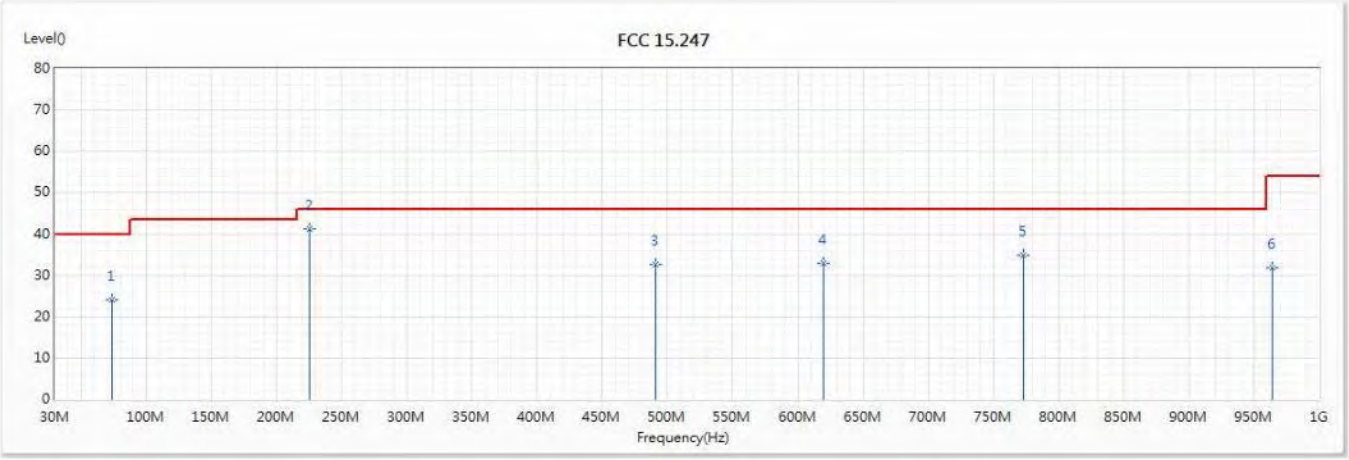

No	Frequency (MHz)	Emission Level (dBuV/m)	Limit (dBuV/m)	Margin (dB)	Reading Level (dBuV)	Correct Factor (dB/m)	Detector Type
1	73.65	24.13	40.00	-15.87	37.87	-13.74	QP
* 2	224.97	41.29	46.00	-4.71	53.86	-12.57	QP
3	490.75	32.59	46.00	-13.41	38.04	-5.45	QP
4	619.76	32.84	46.00	-13.16	35.87	-3.03	QP
5	773.02	34.84	46.00	-11.16	35.57	-0.73	QP
6	964.11	31.87	54.00	-22.13	30.28	1.59	QP

Note:

1. All Readings below 1GHz are Quasi-Peak, above 1GHz are performed with peak and/or average measurements as necessary.
2. Measurement Level = Reading Level + Correct Factor.
3. Correct Factor = Antenna factor + Cable loss –Amplifier gain.
4. The emission levels of other frequencies are very lower than the limit and not show in test report.
5. No emission found between lowest internal used/generated frequency to 30MHz.

4. Band Edge

4.1. Test Setup

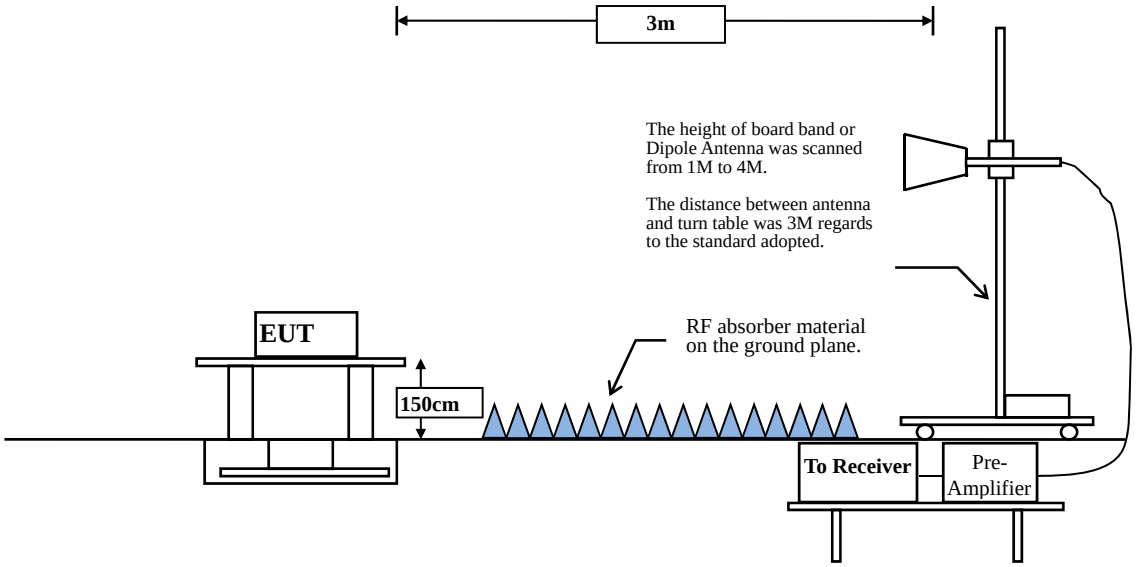

4.2. Limits

According to FCC Section 15.247(d). In any 100 kHz bandwidth outside the frequency band in which the spread spectrum or digitally modulated intentional radiator is operating, the radio frequency power that is produced by the intentional radiator shall be at least 20 dB below that in the 100 kHz bandwidth within the band that contains the highest level of the desired power, based on either an RF conducted or measurement, provided the transmitter demonstrates compliance with the peak conducted power limits. If the transmitter complies with the conducted power limits based on the use of RMS averaging over a time interval, the attenuation required under this paragraph shall be 30 dB instead of 20 dB. Attenuation below the general limits specified in Section 15.209(a) is not required. In addition, radiated emissions which fall in the restricted bands, as defined in Section 15.205(a), must also comply with the radiated emission limits specified in Section 15.209(a) (see Section 15.205(c)).

4.3. Test Procedure

The EUT was setup according to ANSI C63.10, 2013 and tested according to C63.10:2013 Section 11.12.1 for compliance to FCC 47CFR 15.247 requirements.

The EUT is placed on a turn table which is 1.5 meter above ground. The turn table is rotated 360 degrees to determine the position of the maximum emission level. The EUT was positioned such that the distance from antenna to the EUT was 3 meters.

The antenna is scanned from 1 meter to 4 meters to find out the maximum emission level. This is repeated for both horizontal and vertical polarization of the antenna. In order to find the maximum emission, all of the interface cables were manipulated according to ANSI C63.10:2013 on radiated measurement.

RBW and VBW Parameter setting:

According to C63.10 Section 11.12.2.4 Peak measurement procedure.

RBW = as specified in Table 1.

VBW ≥ 3 x RBW.

Table 1 —RBW as a function of frequency

Frequency	RBW
9-150 kHz	200-300 Hz
0.15-30 MHz	9-10 kHz
30-1000 MHz	100-120 kHz
> 1000 MHz	1 MHz

According to C63.10 Section 11.12.2.5 Average measurement procedure.

RBW = 1MHz.

VBW = 10Hz, when duty cycle ≥ 98 %

VBW ≥ 1/T, when duty cycle < 98 %

(T refers to the minimum transmission duration over which the transmitter is on and is transmitting at its maximum power control level for the tested mode of operation.)

SISO A

2.4GHz band	Duty Cycle (%)	T (ms)	1/T (Hz)	VBW (Hz)
802.11b	99.60	12.4500	80	10
802.11g	99.04	2.0700	483	10
802.11n20	99.46	37.1700	27	10
802.11n40	99.45	17.9700	56	10

Note: Duty Cycle Refer to Section 5

SISO B

2.4GHz band	Duty Cycle (%)	T (ms)	1/T (Hz)	VBW (Hz)
802.11b	99.30	12.3913	81	10
802.11g	98.61	2.0580	486	10
802.11n20	99.47	37.2000	27	10
802.11n40	99.45	17.9500	56	10

Note: Duty Cycle Refer to Section 5

MIMO

2.4GHz band	Duty Cycle (%)	T (ms)	1/T (Hz)	VBW (Hz)
802.11n20	99.46	18.6522	54	10
802.11n40	99.68	9.0145	111	10

Note: Duty Cycle Refer to Section 5

4.4. Uncertainty

Horizontal polarization：1-18GHz: ±3.77dB

Vertical polarization：1-18GHz : ±3.83dB

4.5. Test Result of Band Edge

Product : Intel® Wireless-AC 9560
Test Item : Band Edge
Test Date : 2019/11/29
Test Mode : Mode 1 SISO A: Transmit (802.11b_1Mbps) (2412MHz)

Horizontal

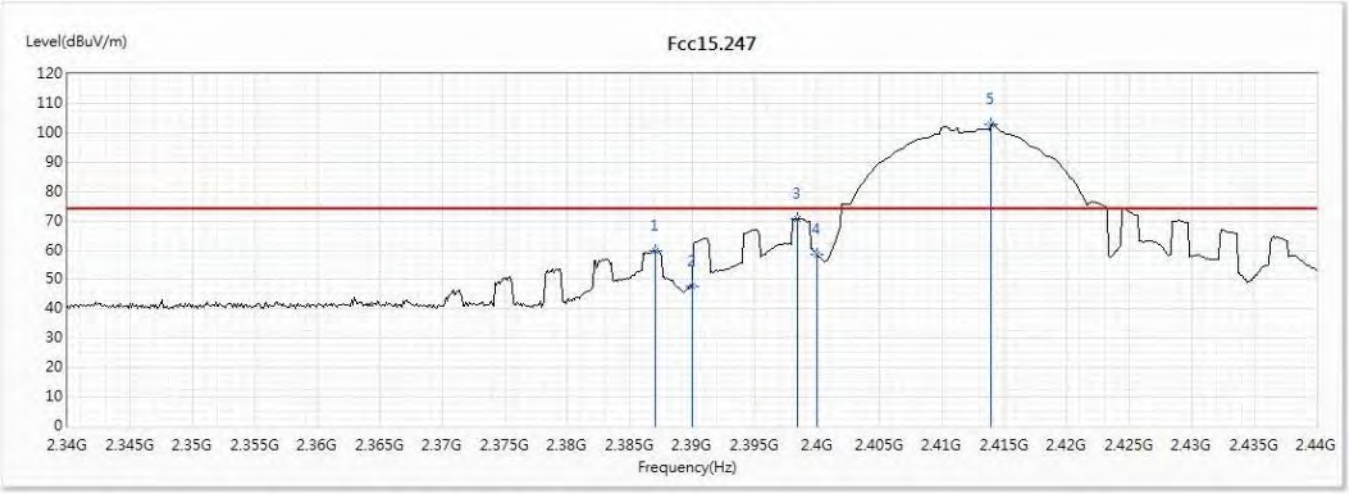

No	Frequency (MHz)	Emission Level (dBuV/m)	Limit (dBuV/m)	Margin (dB)	Reading Level (dBuV)	Correct Factor (dB/m)	Detector Type
1	2387.1	59.94	74.00	-14.06	48.41	11.53	PK
2	2390	47.69	74.00	-26.31	36.16	11.53	PK
3	2398.4	70.70	--	--	59.16	11.54	PK
4	2400	58.45	--	--	46.91	11.54	PK
5	2413.9	102.97	--	--	91.42	11.55	PK

Note:

1. All readings above 1GHz are performed with peak and/or average measurements as necessary.
2. Measurement Level = Reading Level + Correct Factor.
3. The average measurement was not performed when the peak measured data under the limit of average detection.

Product : Intel® Wireless-AC 9560
Test Item : Band Edge
Test Date : 2019/11/29
Test Mode : Mode 1 SISO A: Transmit (802.11b_1Mbps) (2412MHz)

Horizontal

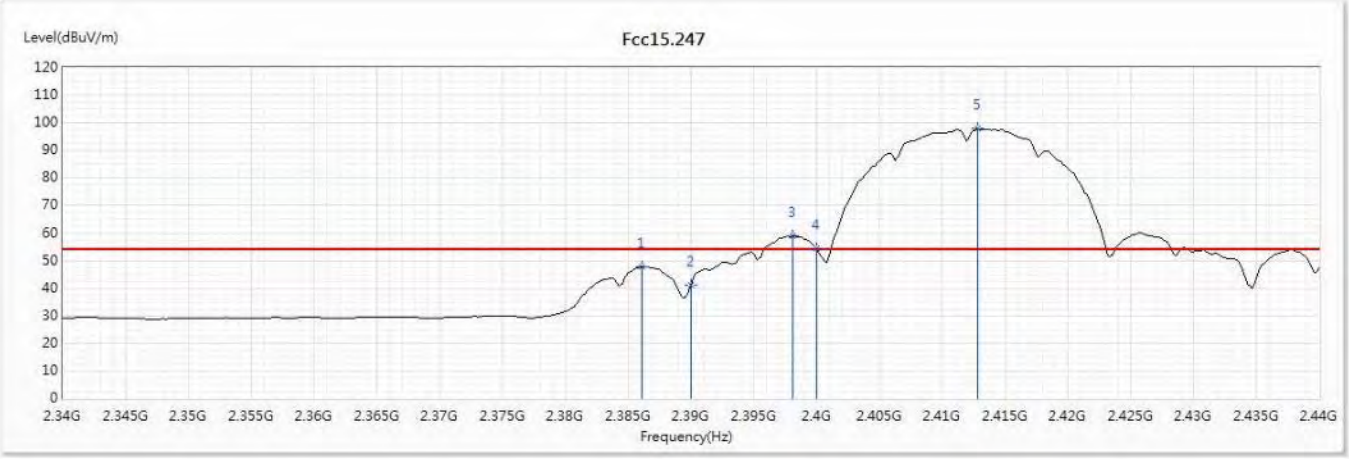

No	Frequency (MHz)	Emission Level (dBuV/m)	Limit (dBuV/m)	Margin (dB)	Reading Level (dBuV)	Correct Factor (dB/m)	Detector Type
1	2386.1	47.90	54.00	-6.10	36.37	11.53	AV
2	2390	41.14	54.00	-12.86	29.61	11.53	AV
3	2398.1	58.93	--	--	47.39	11.54	AV
4	2400	54.40	--	--	42.86	11.54	AV
5	2412.8	97.87	--	--	86.32	11.55	AV

Note:

1. All readings above 1GHz are performed with peak and/or average measurements as necessary.
2. Measurement Level = Reading Level + Correct Factor.
3. The average measurement was not performed when the peak measured data under the limit of average detection.

Product	:	Intel® Wireless-AC 9560
Test Item	:	Band Edge
Test Date	:	2019/11/29
Test Mode	:	Mode 1 SISO A: Transmit (802.11b_1Mbps) (2412MHz)

Vertical

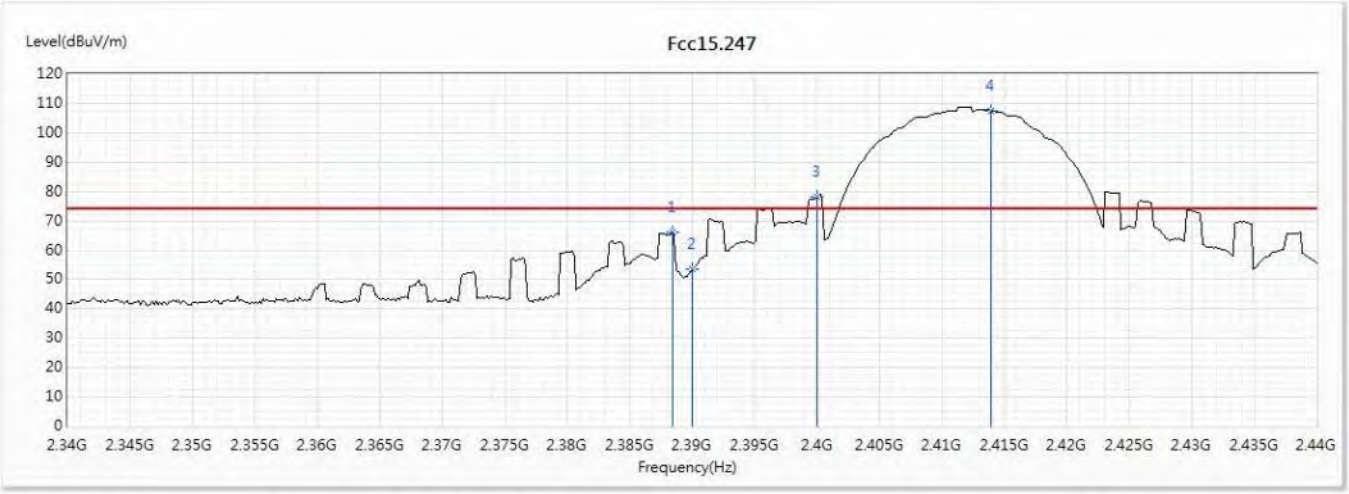

No	Frequency (MHz)	Emission Level (dBuV/m)	Limit (dBuV/m)	Margin (dB)	Reading Level (dBuV)	Correct Factor (dB/m)	Detector Type
1	2388.406	65.98	74.00	-8.02	54.45	11.53	PK
2	2390	53.45	74.00	-20.55	41.92	11.53	PK
3	2400	78.15	--	--	66.61	11.54	PK
4	2413.913	107.60	--	--	96.05	11.55	PK

Note:

1. All readings above 1GHz are performed with peak and/or average measurements as necessary.
2. Measurement Level = Reading Level + Correct Factor.
3. The average measurement was not performed when the peak measured data under the limit of average detection.

Product	:	Intel® Wireless-AC 9560
Test Item	:	Band Edge
Test Date	:	2019/11/29
Test Mode	:	Mode 1 SISO A: Transmit (802.11b_1Mbps) (2412MHz)

Vertical

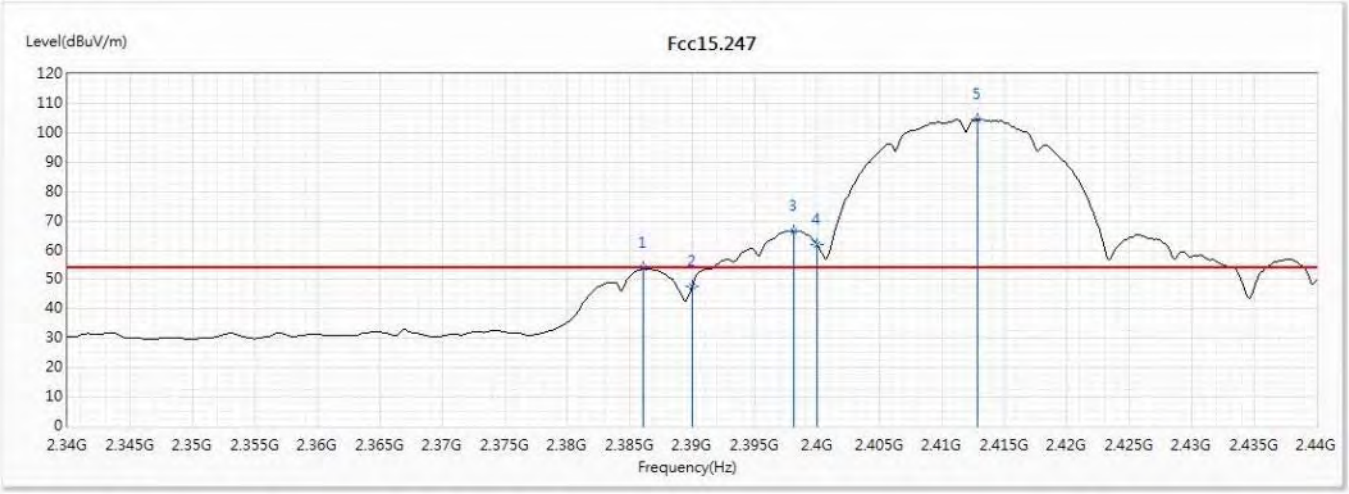

No	Frequency (MHz)	Emission Level (dBuV/m)	Limit (dBuV/m)	Margin (dB)	Reading Level (dBuV)	Correct Factor (dB/m)	Detector Type
1	2386.1	53.75	54.00	-0.25	42.22	11.53	AV
2	2390	47.64	54.00	-6.36	36.11	11.53	AV
3	2398.1	66.67	--	--	55.13	11.54	AV
4	2400	62.07	--	--	50.53	11.54	AV
5	2412.8	104.64	--	--	93.09	11.55	AV

Note:

1. All readings above 1GHz are performed with peak and/or average measurements as necessary.
2. Measurement Level = Reading Level + Correct Factor.
3. The average measurement was not performed when the peak measured data under the limit of average detection.

Product	:	Intel® Wireless-AC 9560
Test Item	:	Band Edge
Test Date	:	2019/11/29
Test Mode	:	Mode 1 SISO A: Transmit (802.11b_1Mbps) (2462MHz)

Horizontal

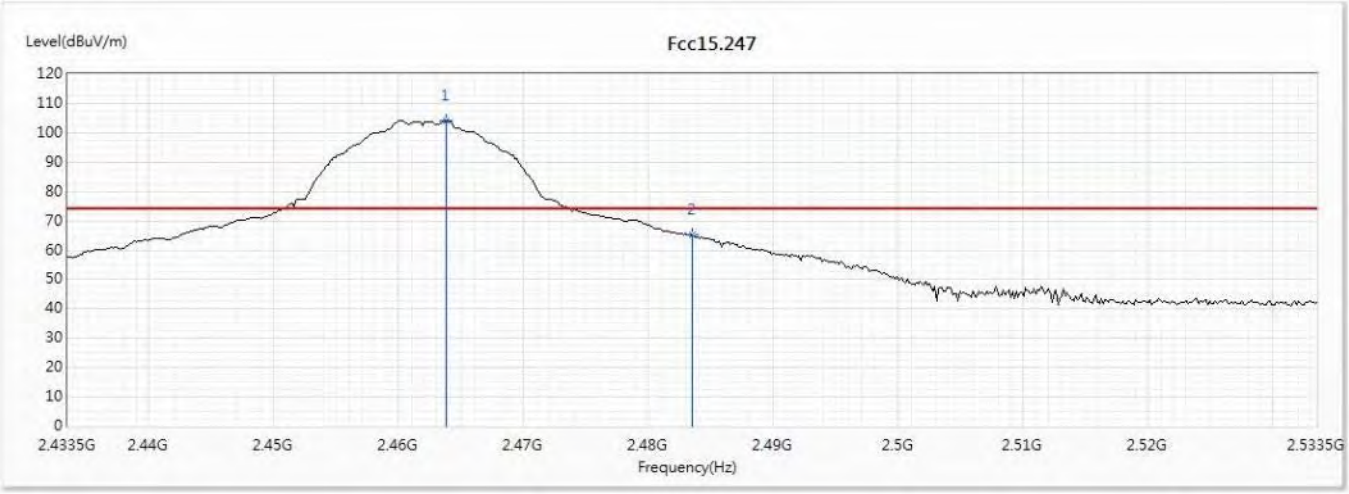

No	Frequency (MHz)	Emission Level (dBuV/m)	Limit (dBuV/m)	Margin (dB)	Reading Level (dBuV)	Correct Factor (dB/m)	Detector Type
1	2463.79	104.31	--	--	92.69	11.62	PK
2	2483.5	65.16	74.00	-8.84	53.48	11.68	PK

Note:

1. All readings above 1GHz are performed with peak and/or average measurements as necessary.
2. Measurement Level = Reading Level + Correct Factor.
3. The average measurement was not performed when the peak measured data under the limit of average detection.

Product	:	Intel® Wireless-AC 9560
Test Item	:	Band Edge
Test Date	:	2019/11/29
Test Mode	:	Mode 1 SISO A: Transmit (802.11b_1Mbps) (2462MHz)

Horizontal

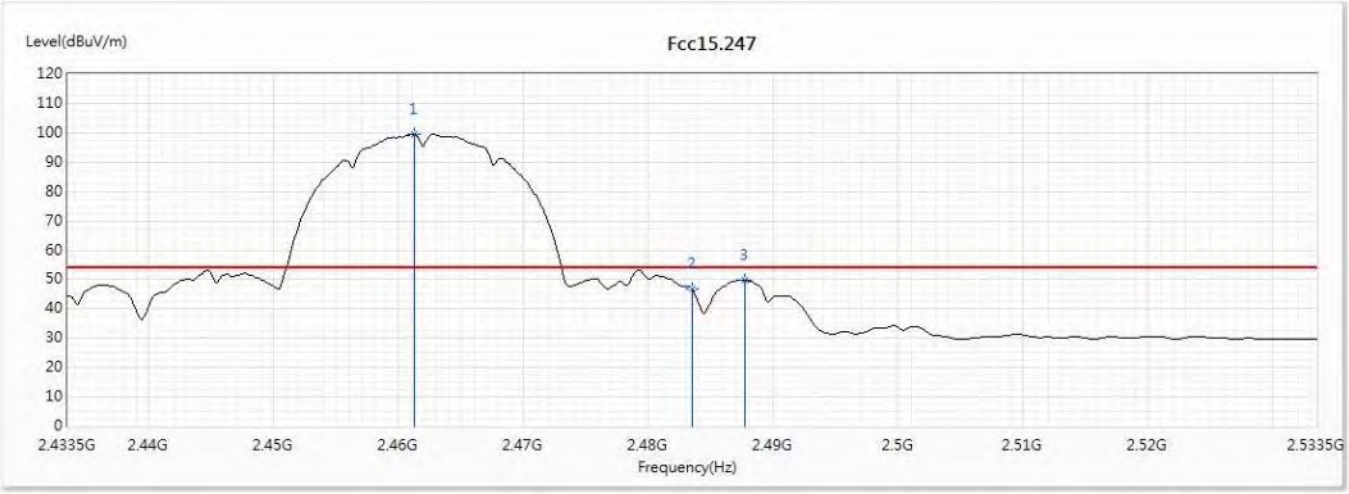

No	Frequency (MHz)	Emission Level (dBuV/m)	Limit (dBuV/m)	Margin (dB)	Reading Level (dBuV)	Correct Factor (dB/m)	Detector Type
1	2461.2	99.70	--	--	88.09	11.61	AV
2	2483.5	46.73	54.00	-7.27	35.05	11.68	AV
3	2487.7	49.95	54.00	-4.05	38.26	11.69	AV

Note:

1. All readings above 1GHz are performed with peak and/or average measurements as necessary.
2. Measurement Level = Reading Level + Correct Factor.
3. The average measurement was not performed when the peak measured data under the limit of average detection.

Product	:	Intel® Wireless-AC 9560
Test Item	:	Band Edge
Test Date	:	2019/11/29
Test Mode	:	Mode 1 SISO A: Transmit (802.11b_1Mbps) (2462MHz)

Vertical

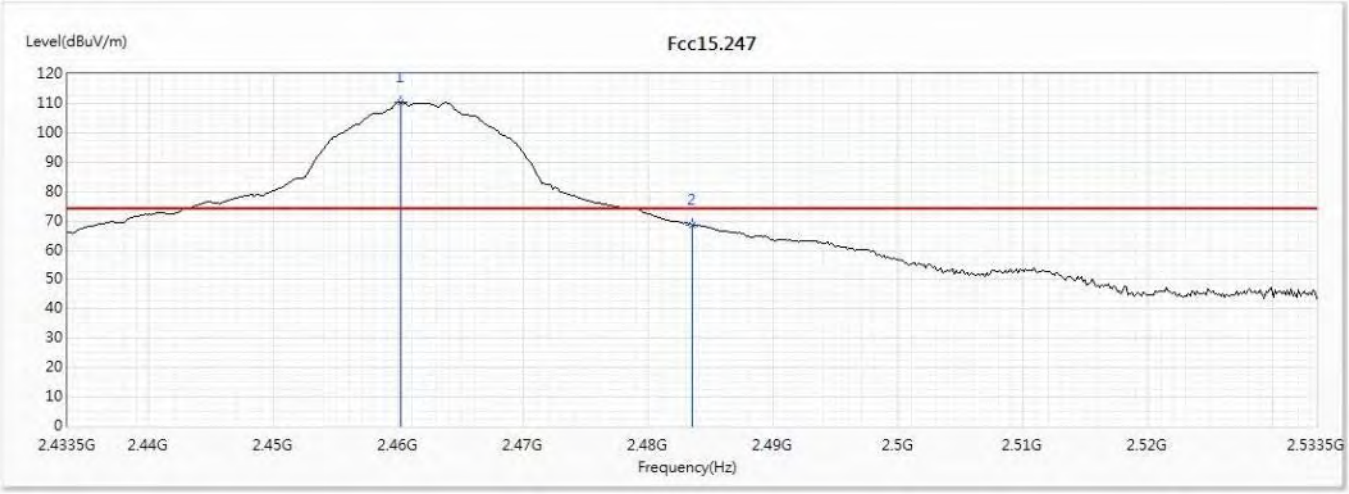

No	Frequency (MHz)	Emission Level (dBuV/m)	Limit (dBuV/m)	Margin (dB)	Reading Level (dBuV)	Correct Factor (dB/m)	Detector Type
1	2460.167	110.58	--	--	98.97	11.61	PK
2	2483.5	68.68	74.00	-5.32	57.00	11.68	PK

Note:

1. All readings above 1GHz are performed with peak and/or average measurements as necessary.
2. Measurement Level = Reading Level + Correct Factor.
3. The average measurement was not performed when the peak measured data under the limit of average detection.

Product	:	Intel® Wireless-AC 9560
Test Item	:	Band Edge
Test Date	:	2019/11/29
Test Mode	:	Mode 1 SISO A: Transmit (802.11b_1Mbps) (2462MHz)

Vertical

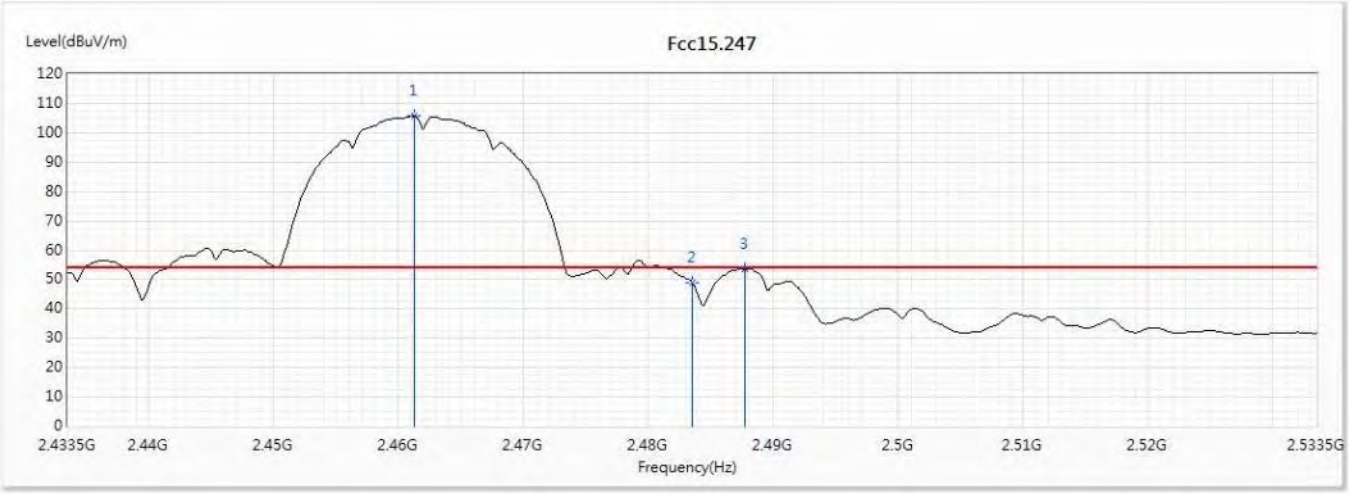

No	Frequency (MHz)	Emission Level (dBuV/m)	Limit (dBuV/m)	Margin (dB)	Reading Level (dBuV)	Correct Factor (dB/m)	Detector Type
1	2461.2	105.89	--	--	94.28	11.61	AV
2	2483.5	49.07	54.00	-4.93	37.39	11.68	AV
3	2487.7	53.68	54.00	-0.32	41.99	11.69	AV

Note:

1. All readings above 1GHz are performed with peak and/or average measurements as necessary.
2. Measurement Level = Reading Level + Correct Factor.
3. The average measurement was not performed when the peak measured data under the limit of average detection.

Product	:	Intel® Wireless-AC 9560
Test Item	:	Band Edge
Test Date	:	2019/11/29
Test Mode	:	Mode 1 SISO A: Transmit (802.11b_1Mbps) (2467MHz)

Horizontal

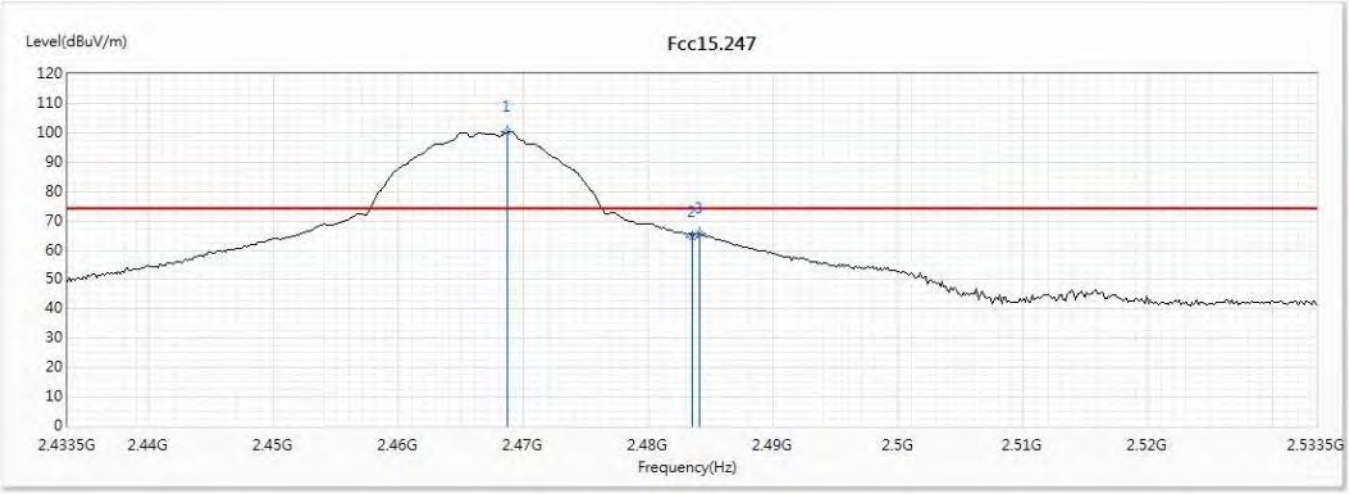

No	Frequency (MHz)	Emission Level (dBuV/m)	Limit (dBuV/m)	Margin (dB)	Reading Level (dBuV)	Correct Factor (dB/m)	Detector Type
1	2468.717	100.37	--	--	88.73	11.64	PK
2	2483.5	64.57	74.00	-9.43	52.89	11.68	PK
3	2484.08	65.73	74.00	-8.27	54.05	11.68	PK

Note:

1. All readings above 1GHz are performed with peak and/or average measurements as necessary.
2. Measurement Level = Reading Level + Correct Factor.
3. The average measurement was not performed when the peak measured data under the limit of average detection.

Product	:	Intel® Wireless-AC 9560
Test Item	:	Band Edge
Test Date	:	2019/11/29
Test Mode	:	Mode 1 SISO A: Transmit (802.11b_1Mbps) (2467MHz)

Horizontal

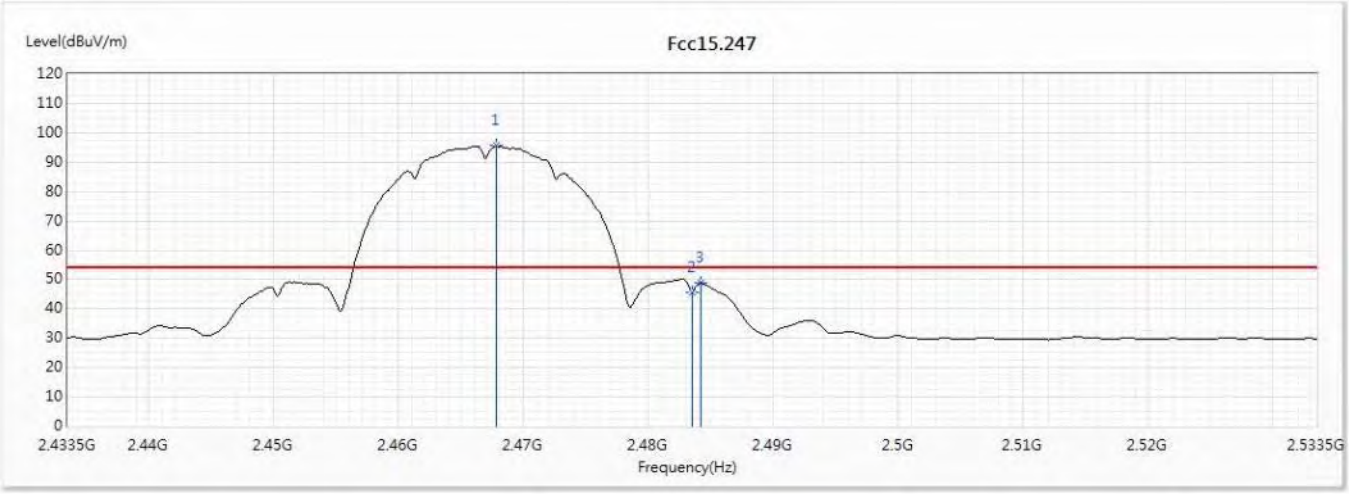

No	Frequency (MHz)	Emission Level (dBuV/m)	Limit (dBuV/m)	Margin (dB)	Reading Level (dBuV)	Correct Factor (dB/m)	Detector Type
1	2467.8	95.57	--	--	83.93	11.64	AV
2	2483.5	45.67	54.00	-8.33	33.99	11.68	AV
3	2484.2	48.87	54.00	-5.13	37.19	11.68	AV

Note:

1. All readings above 1GHz are performed with peak and/or average measurements as necessary.
2. Measurement Level = Reading Level + Correct Factor.
3. The average measurement was not performed when the peak measured data under the limit of average detection.

Product	:	Intel® Wireless-AC 9560
Test Item	:	Band Edge
Test Date	:	2019/11/29
Test Mode	:	Mode 1 SISO A: Transmit (802.11b_1Mbps) (2467MHz)

Vertical

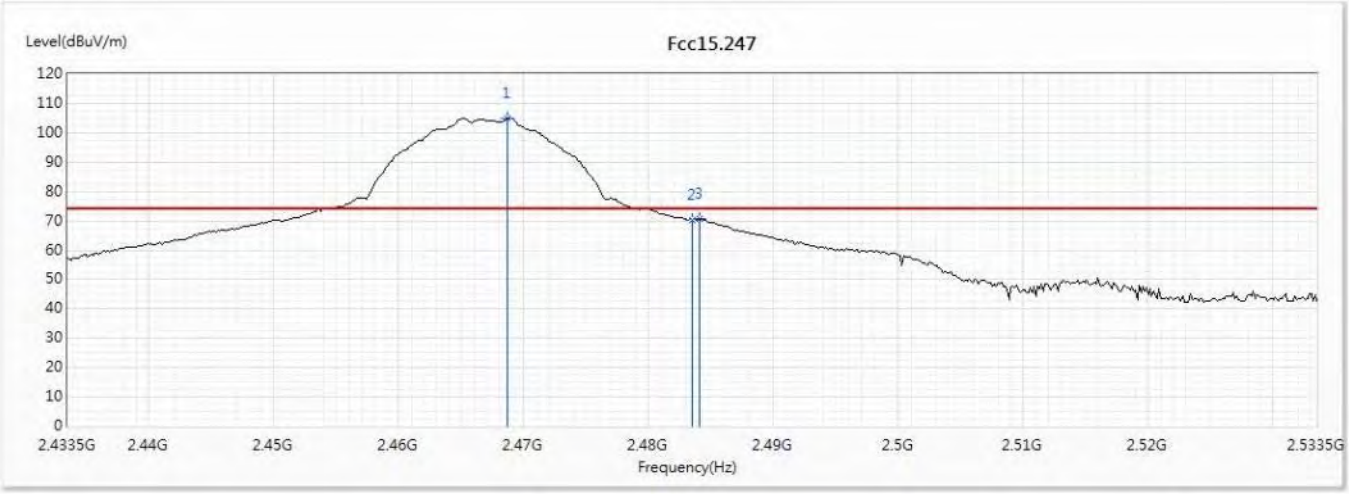

No	Frequency (MHz)	Emission Level (dBuV/m)	Limit (dBuV/m)	Margin (dB)	Reading Level (dBuV)	Correct Factor (dB/m)	Detector Type
1	2468.717	105.02	--	--	93.38	11.64	PK
2	2483.5	70.39	74.00	-3.61	58.71	11.68	PK
3	2484.08	70.65	74.00	-3.35	58.97	11.68	PK

Note:

1. All readings above 1GHz are performed with peak and/or average measurements as necessary.
2. Measurement Level = Reading Level + Correct Factor.
3. The average measurement was not performed when the peak measured data under the limit of average detection.

Product	:	Intel® Wireless-AC 9560
Test Item	:	Band Edge
Test Date	:	2019/11/29
Test Mode	:	Mode 1 SISO A: Transmit (802.11b_1Mbps) (2467MHz)

Vertical

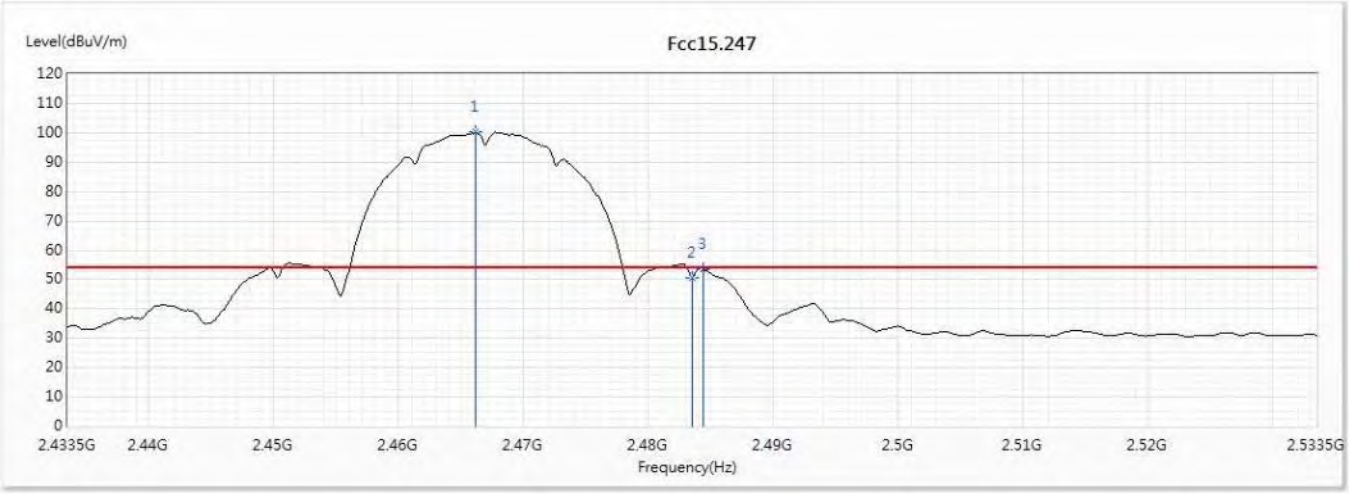

No	Frequency (MHz)	Emission Level (dBuV/m)	Limit (dBuV/m)	Margin (dB)	Reading Level (dBuV)	Correct Factor (dB/m)	Detector Type
1	2466.1	100.24	--	--	88.61	11.63	AV
2	2483.5	50.61	54.00	-3.39	38.93	11.68	AV
3	2484.4	53.65	54.00	-0.35	41.97	11.68	AV

Note:

1. All readings above 1GHz are performed with peak and/or average measurements as necessary.
2. Measurement Level = Reading Level + Correct Factor.
3. The average measurement was not performed when the peak measured data under the limit of average detection.

Product	:	Intel® Wireless-AC 9560
Test Item	:	Band Edge
Test Date	:	2019/11/29
Test Mode	:	Mode 1 SISO A: Transmit (802.11b_1Mbps) (2472MHz)

Horizontal

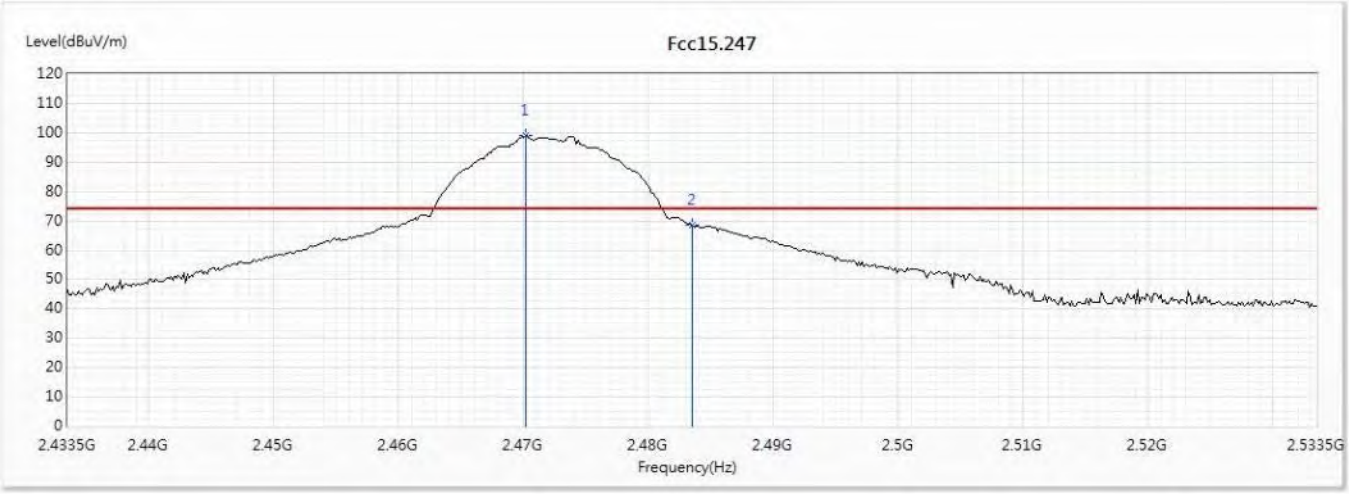

No	Frequency (MHz)	Emission Level (dBuV/m)	Limit (dBuV/m)	Margin (dB)	Reading Level (dBuV)	Correct Factor (dB/m)	Detector Type
1	2470.167	99.06	--	--	87.42	11.64	PK
2	2483.5	68.50	74.00	-5.50	56.82	11.68	PK

Note:

1. All readings above 1GHz are performed with peak and/or average measurements as necessary.
2. Measurement Level = Reading Level + Correct Factor.
3. The average measurement was not performed when the peak measured data under the limit of average detection.

Product	:	Intel® Wireless-AC 9560
Test Item	:	Band Edge
Test Date	:	2019/11/29
Test Mode	:	Mode 1 SISO A: Transmit (802.11b_1Mbps) (2472MHz)

Horizontal

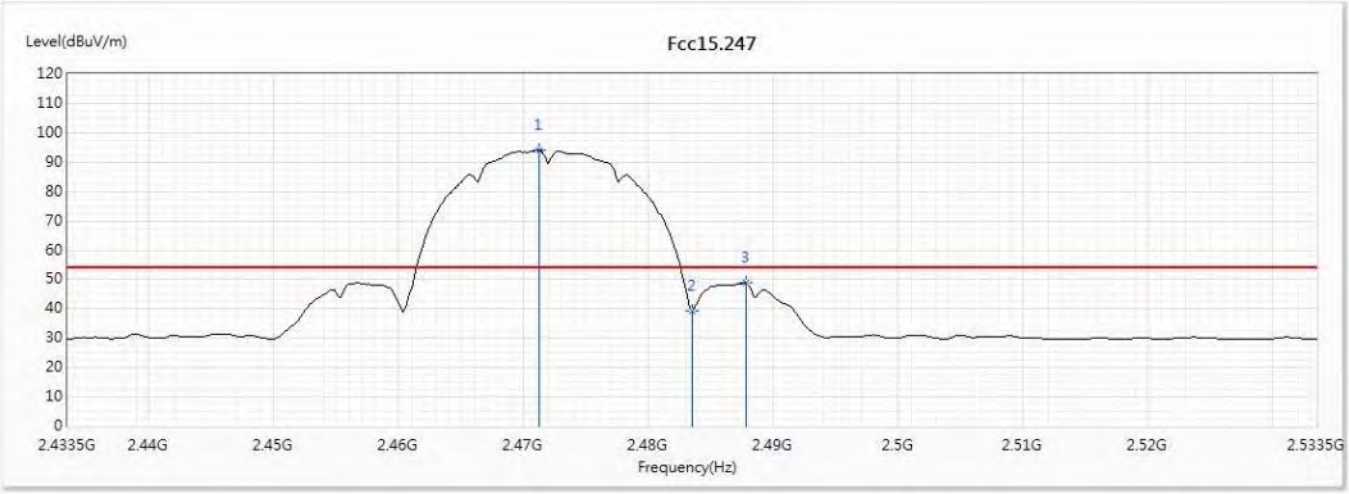

No	Frequency (MHz)	Emission Level (dBuV/m)	Limit (dBuV/m)	Margin (dB)	Reading Level (dBuV)	Correct Factor (dB/m)	Detector Type
1	2471.2	94.25	--	--	82.60	11.65	AV
2	2483.5	39.41	54.00	-14.59	27.73	11.68	AV
3	2487.8	48.78	54.00	-5.22	37.09	11.69	AV

Note:

1. All readings above 1GHz are performed with peak and/or average measurements as necessary.
2. Measurement Level = Reading Level + Correct Factor.
3. The average measurement was not performed when the peak measured data under the limit of average detection.

Product : Intel® Wireless-AC 9560
Test Item : Band Edge
Test Date : 2019/11/29
Test Mode : Mode 1 SISO A: Transmit (802.11b_1Mbps) (2472MHz)

Vertical

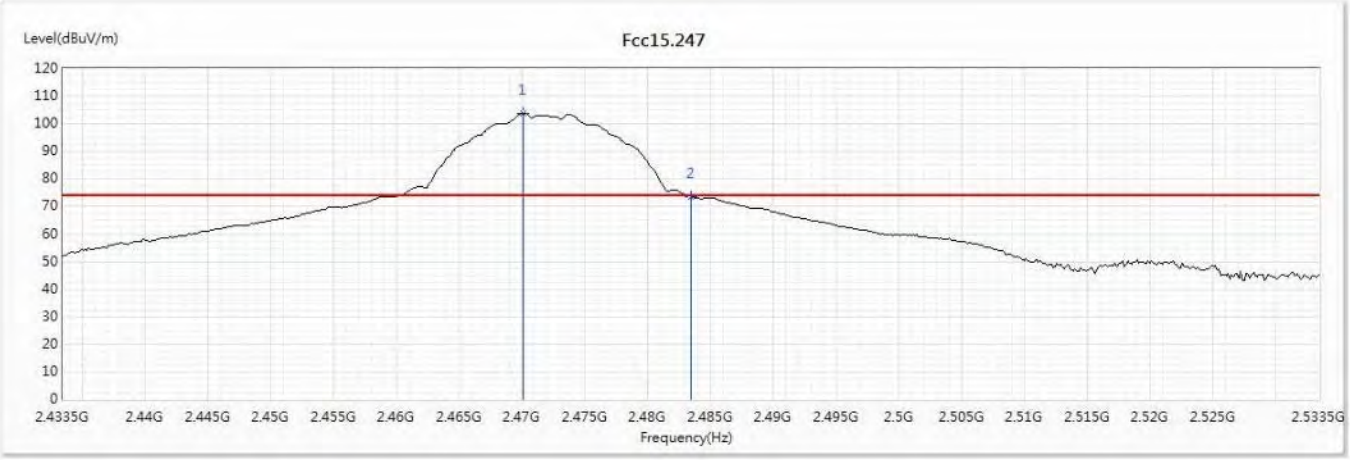

No	Frequency (MHz)	Emission Level (dBuV/m)	Limit (dBuV/m)	Margin (dB)	Reading Level (dBuV)	Correct Factor (dB/m)	Detector Type
1	2470.167	103.79	--	--	92.15	11.64	PK
2	2483.5	73.50	74.00	-0.50	61.82	11.68	PK

Note:

1. All readings above 1GHz are performed with peak and/or average measurements as necessary.
2. Measurement Level = Reading Level + Correct Factor.
3. The average measurement was not performed when the peak measured data under the limit of average detection.

Product	:	Intel® Wireless-AC 9560
Test Item	:	Band Edge
Test Date	:	2019/11/29
Test Mode	:	Mode 1 SISO A: Transmit (802.11b_1Mbps) (2472MHz)

Vertical

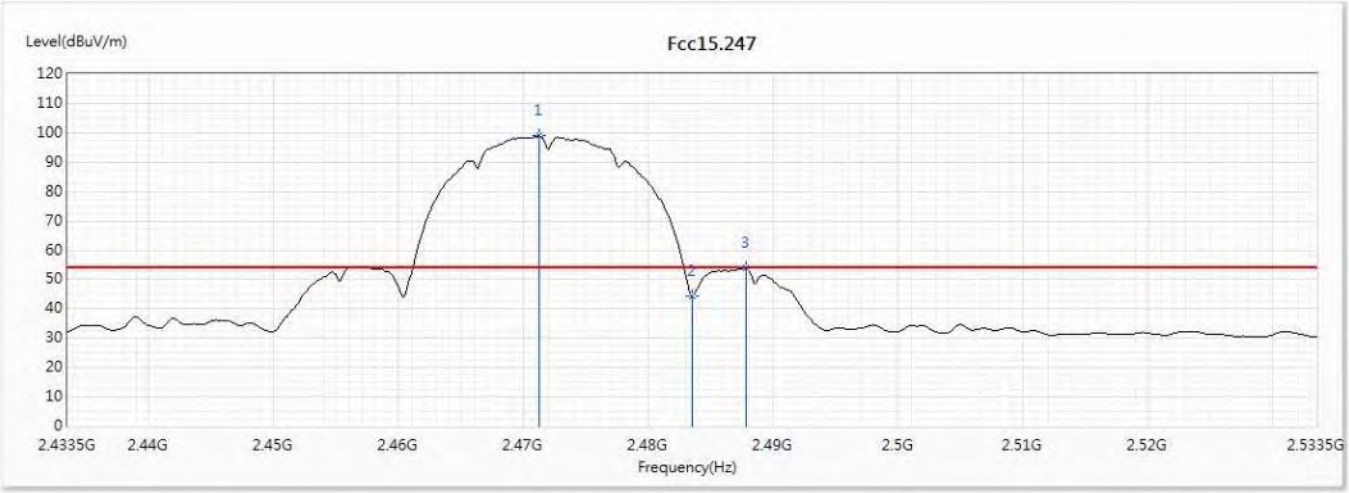

No	Frequency (MHz)	Emission Level (dBuV/m)	Limit (dBuV/m)	Margin (dB)	Reading Level (dBuV)	Correct Factor (dB/m)	Detector Type
1	2471.2	98.97	--	--	87.32	11.65	AV
2	2483.5	44.13	54.00	-9.87	32.45	11.68	AV
3	2487.8	53.81	54.00	-0.19	42.12	11.69	AV

Note:

1. All readings above 1GHz are performed with peak and/or average measurements as necessary.
2. Measurement Level = Reading Level + Correct Factor.
3. The average measurement was not performed when the peak measured data under the limit of average detection.

Product	:	Intel® Wireless-AC 9560
Test Item	:	Band Edge
Test Date	:	2019/11/29
Test Mode	:	Mode 2 SISO A: Transmit (802.11g_6Mbps) (2412MHz)

Horizontal

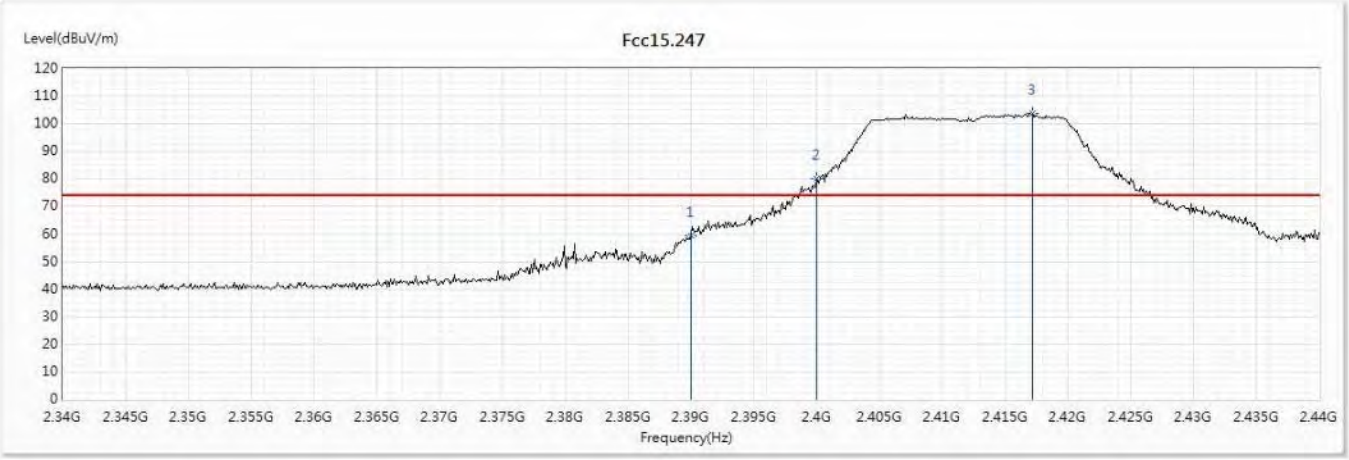

No	Frequency (MHz)	Emission Level (dBuV/m)	Limit (dBuV/m)	Margin (dB)	Reading Level (dBuV)	Correct Factor (dB/m)	Detector Type
1	2390	59.34	74.00	-14.66	47.81	11.53	PK
2	2400	80.01	--	--	68.47	11.54	PK
3	2417.2	103.91	--	--	92.35	11.56	PK

Note:

1. All readings above 1GHz are performed with peak and/or average measurements as necessary.
2. Measurement Level = Reading Level + Correct Factor.
3. The average measurement was not performed when the peak measured data under the limit of average detection.

Product	:	Intel® Wireless-AC 9560
Test Item	:	Band Edge
Test Date	:	2019/11/29
Test Mode	:	Mode 2 SISO A: Transmit (802.11g_6Mbps) (2412MHz)

Horizontal

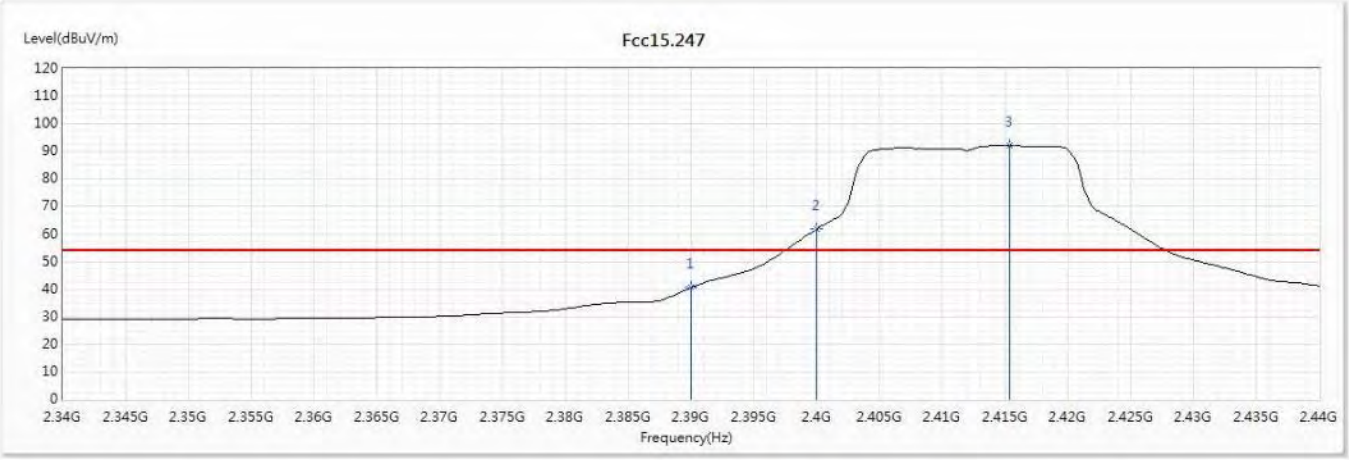

No	Frequency (MHz)	Emission Level (dBuV/m)	Limit (dBuV/m)	Margin (dB)	Reading Level (dBuV)	Correct Factor (dB/m)	Detector Type
1	2390	40.53	54.00	-13.47	29.00	11.53	AV
2	2400	61.85	--	--	50.31	11.54	AV
3	2415.4	92.11	--	--	80.56	11.55	AV

Note:

1. All readings above 1GHz are performed with peak and/or average measurements as necessary.
2. Measurement Level = Reading Level + Correct Factor.
3. The average measurement was not performed when the peak measured data under the limit of average detection.

Product	:	Intel® Wireless-AC 9560
Test Item	:	Band Edge
Test Date	:	2019/11/29
Test Mode	:	Mode 2 SISO A: Transmit (802.11g_6Mbps) (2412MHz)

Vertical

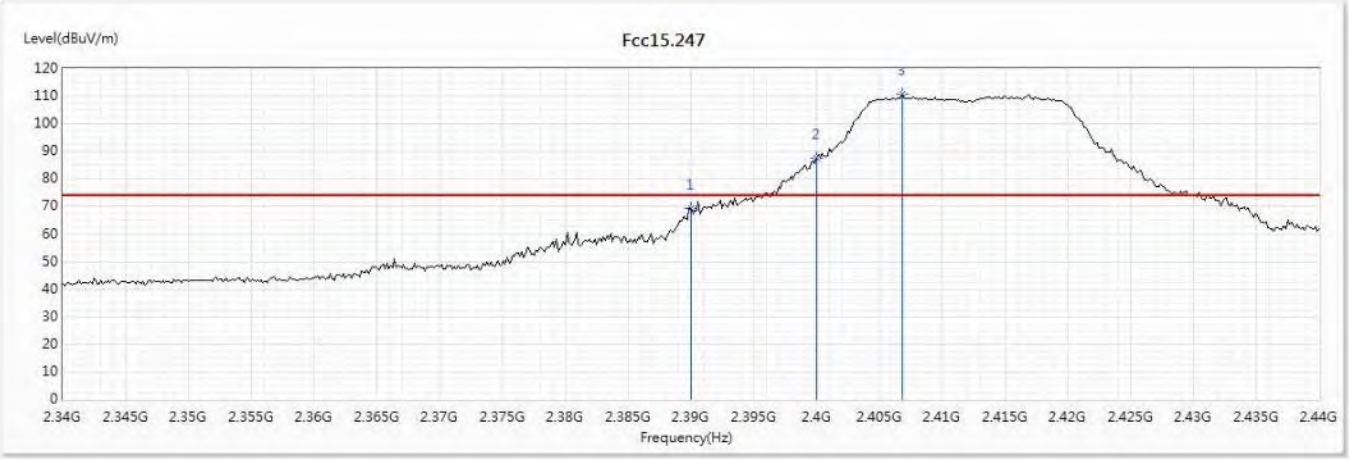

No	Frequency (MHz)	Emission Level (dBuV/m)	Limit (dBuV/m)	Margin (dB)	Reading Level (dBuV)	Correct Factor (dB/m)	Detector Type
1	2390	69.54	74.00	-4.46	58.01	11.53	PK
2	2400	87.49	--	--	75.95	11.54	PK
3	2406.812	110.97	--	--	99.42	11.55	PK

Note:

1. All readings above 1GHz are performed with peak and/or average measurements as necessary.
2. Measurement Level = Reading Level + Correct Factor.
3. The average measurement was not performed when the peak measured data under the limit of average detection.

Product	:	Intel® Wireless-AC 9560
Test Item	:	Band Edge
Test Date	:	2019/11/29
Test Mode	:	Mode 2 SISO A: Transmit (802.11g_6Mbps) (2412MHz)

Vertical

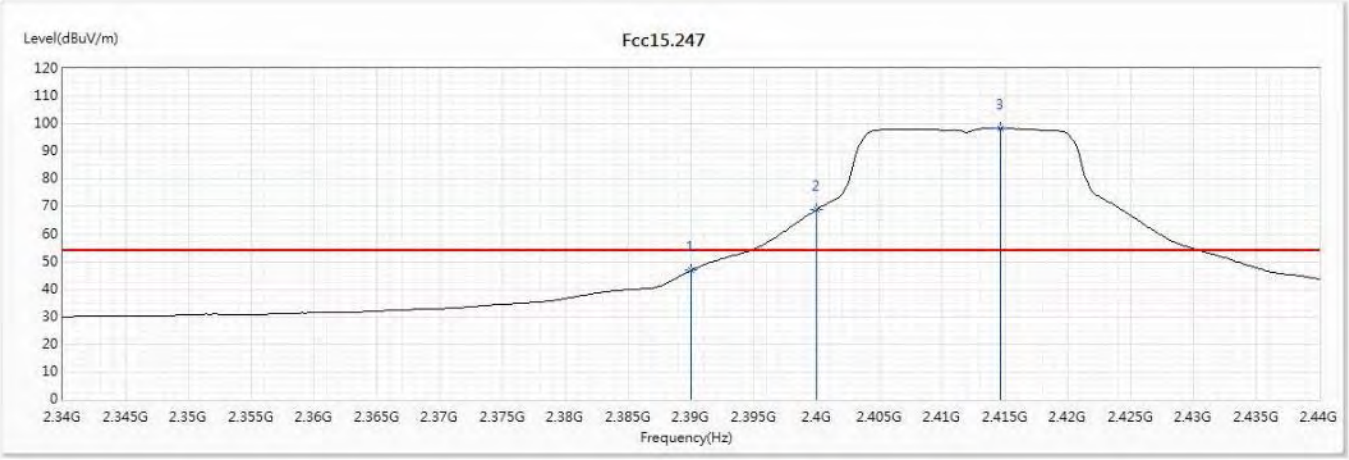

No	Frequency (MHz)	Emission Level (dBuV/m)	Limit (dBuV/m)	Margin (dB)	Reading Level (dBuV)	Correct Factor (dB/m)	Detector Type
1	2390	46.83	54.00	-7.17	35.30	11.53	AV
2	2400	68.87	--	--	57.33	11.54	AV
3	2414.6	98.43	--	--	86.88	11.55	AV

Note:

1. All readings above 1GHz are performed with peak and/or average measurements as necessary.
2. Measurement Level = Reading Level + Correct Factor.
3. The average measurement was not performed when the peak measured data under the limit of average detection.

Product	:	Intel® Wireless-AC 9560
Test Item	:	Band Edge
Test Date	:	2019/11/29
Test Mode	:	Mode 2 SISO A: Transmit (802.11g_6Mbps) (2462MHz)

Horizontal

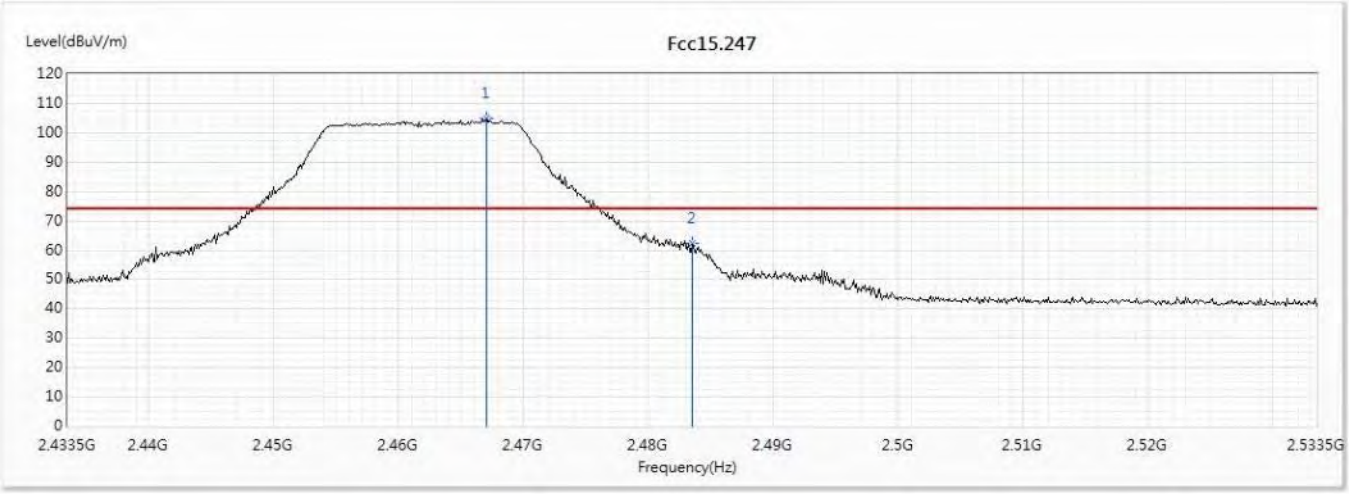

No	Frequency (MHz)	Emission Level (dBuV/m)	Limit (dBuV/m)	Margin (dB)	Reading Level (dBuV)	Correct Factor (dB/m)	Detector Type
1	2467	104.80	--	--	93.17	11.63	PK
2	2483.5	62.11	74.00	-11.89	50.43	11.68	PK

Note:

1. All readings above 1GHz are performed with peak and/or average measurements as necessary.
2. Measurement Level = Reading Level + Correct Factor.
3. The average measurement was not performed when the peak measured data under the limit of average detection.

Product	:	Intel® Wireless-AC 9560
Test Item	:	Band Edge
Test Date	:	2019/11/29
Test Mode	:	Mode 2 SISO A: Transmit (802.11g_6Mbps) (2462MHz)

Horizontal

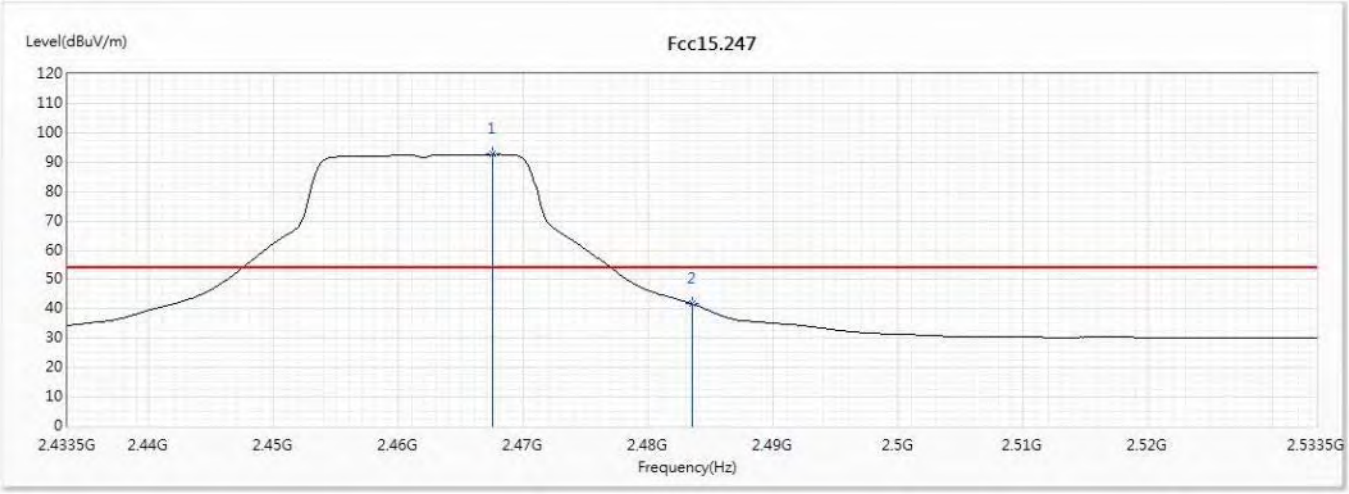

No	Frequency (MHz)	Emission Level (dBuV/m)	Limit (dBuV/m)	Margin (dB)	Reading Level (dBuV)	Correct Factor (dB/m)	Detector Type
1	2467.5	92.64	--	--	81.00	11.64	AV
2	2483.5	41.75	54.00	-12.25	30.07	11.68	AV

Note:

1. All readings above 1GHz are performed with peak and/or average measurements as necessary.
2. Measurement Level = Reading Level + Correct Factor.
3. The average measurement was not performed when the peak measured data under the limit of average detection.

Product	:	Intel® Wireless-AC 9560
Test Item	:	Band Edge
Test Date	:	2019/11/29
Test Mode	:	Mode 2 SISO A: Transmit (802.11g_6Mbps) (2462MHz)

Vertical

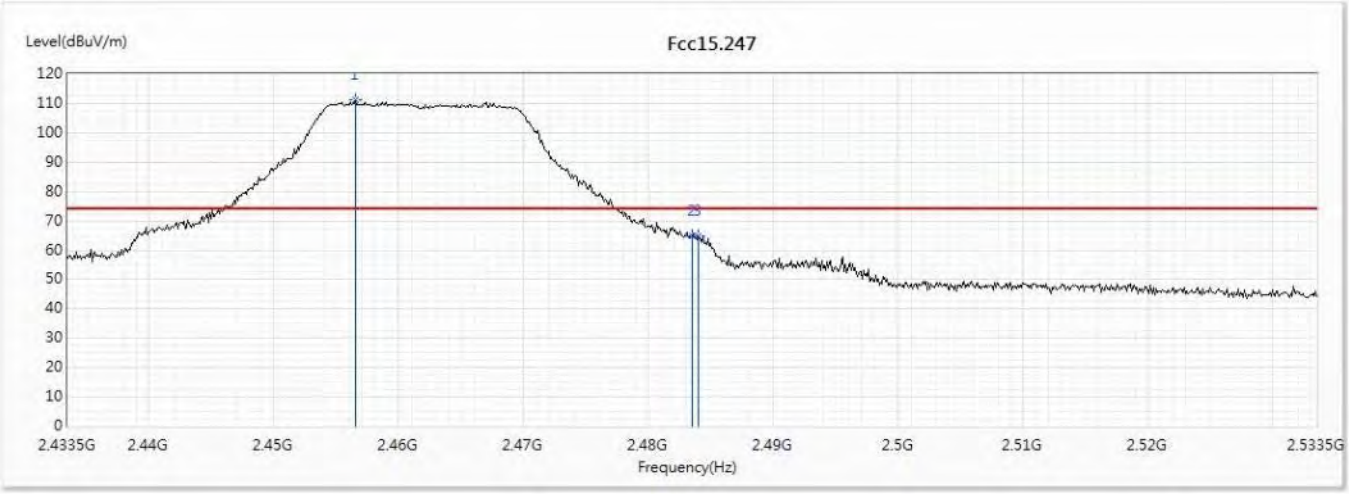

No	Frequency (MHz)	Emission Level (dBuV/m)	Limit (dBuV/m)	Margin (dB)	Reading Level (dBuV)	Correct Factor (dB/m)	Detector Type
1	2456.5	111.38	--	--	99.79	11.59	PK
2	2483.5	64.91	74.00	-9.09	53.23	11.68	PK
3	2484	65.00	74.00	-9.00	53.32	11.68	PK

Note:

1. All readings above 1GHz are performed with peak and/or average measurements as necessary.
2. Measurement Level = Reading Level + Correct Factor.
3. The average measurement was not performed when the peak measured data under the limit of average detection.

Product	:	Intel® Wireless-AC 9560
Test Item	:	Band Edge
Test Date	:	2019/11/29
Test Mode	:	Mode 2 SISO A: Transmit (802.11g_6Mbps) (2462MHz)

Vertical

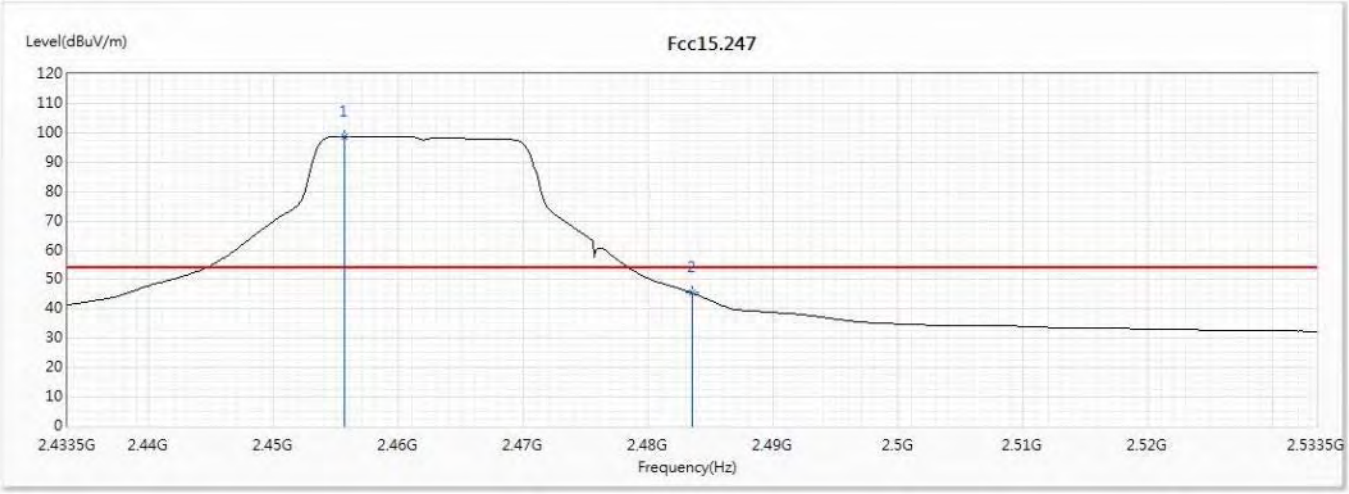

No	Frequency (MHz)	Emission Level (dBuV/m)	Limit (dBuV/m)	Margin (dB)	Reading Level (dBuV)	Correct Factor (dB/m)	Detector Type
1	2455.7	98.86	--	--	87.27	11.59	AV
2	2483.5	45.43	54.00	-8.57	33.75	11.68	AV

Note:

1. All readings above 1GHz are performed with peak and/or average measurements as necessary.
2. Measurement Level = Reading Level + Correct Factor.
3. The average measurement was not performed when the peak measured data under the limit of average detection.

Product	:	Intel® Wireless-AC 9560
Test Item	:	Band Edge
Test Date	:	2019/11/29
Test Mode	:	Mode 2 SISO A: Transmit (802.11g_6Mbps) (2467MHz)

Horizontal

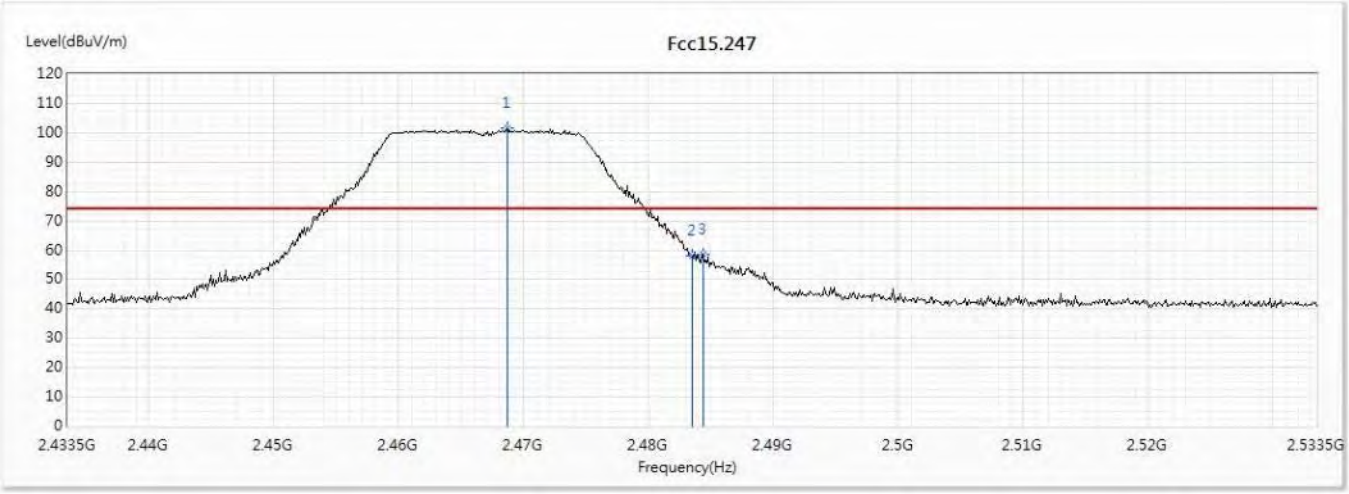

No	Frequency (MHz)	Emission Level (dBuV/m)	Limit (dBuV/m)	Margin (dB)	Reading Level (dBuV)	Correct Factor (dB/m)	Detector Type
1	2468.7	101.43	--	--	89.79	11.64	PK
2	2483.5	58.27	74.00	-15.73	46.59	11.68	PK
3	2484.4	58.73	74.00	-15.27	47.05	11.68	PK

Note:

1. All readings above 1GHz are performed with peak and/or average measurements as necessary.
2. Measurement Level = Reading Level + Correct Factor.
3. The average measurement was not performed when the peak measured data under the limit of average detection.

Product	:	Intel® Wireless-AC 9560
Test Item	:	Band Edge
Test Date	:	2019/11/29
Test Mode	:	Mode 2 SISO A: Transmit (802.11g_6Mbps) (2467MHz)

Horizontal

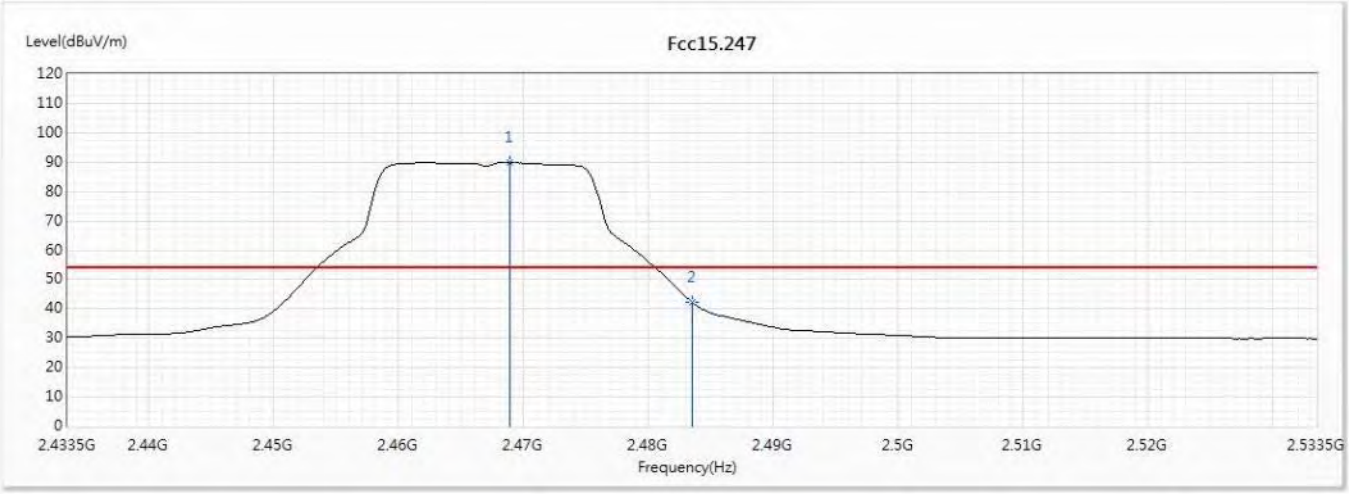

No	Frequency (MHz)	Emission Level (dBuV/m)	Limit (dBuV/m)	Margin (dB)	Reading Level (dBuV)	Correct Factor (dB/m)	Detector Type
1	2468.9	89.83	--	--	78.19	11.64	AV
2	2483.5	42.22	54.00	-11.78	30.54	11.68	AV

Note:

1. All readings above 1GHz are performed with peak and/or average measurements as necessary.
2. Measurement Level = Reading Level + Correct Factor.
3. The average measurement was not performed when the peak measured data under the limit of average detection.

Product	:	Intel® Wireless-AC 9560
Test Item	:	Band Edge
Test Date	:	2019/11/29
Test Mode	:	Mode 2 SISO A: Transmit (802.11g_6Mbps) (2467MHz)

Vertical

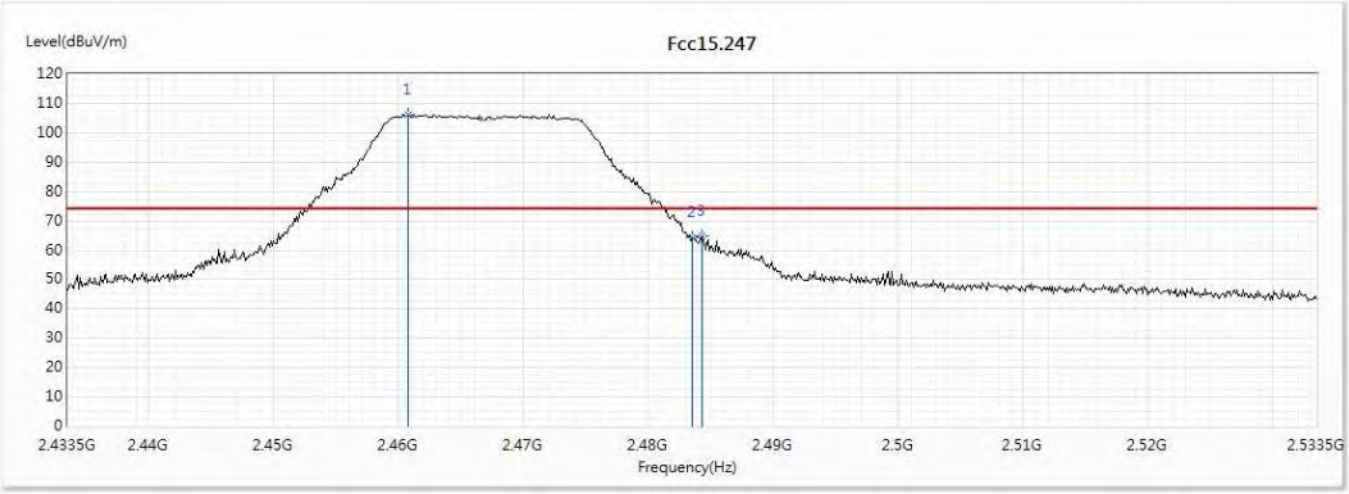

No	Frequency (MHz)	Emission Level (dBuV/m)	Limit (dBuV/m)	Margin (dB)	Reading Level (dBuV)	Correct Factor (dB/m)	Detector Type
1	2460.8	106.28	--	--	94.67	11.61	PK
2	2483.5	64.50	74.00	-9.50	52.82	11.68	PK
3	2484.3	64.83	74.00	-9.17	53.15	11.68	PK

Note:

1. All readings above 1GHz are performed with peak and/or average measurements as necessary.
2. Measurement Level = Reading Level + Correct Factor.
3. The average measurement was not performed when the peak measured data under the limit of average detection.

Product	:	Intel® Wireless-AC 9560
Test Item	:	Band Edge
Test Date	:	2019/11/29
Test Mode	:	Mode 2 SISO A: Transmit (802.11g_6Mbps) (2467MHz)

Vertical

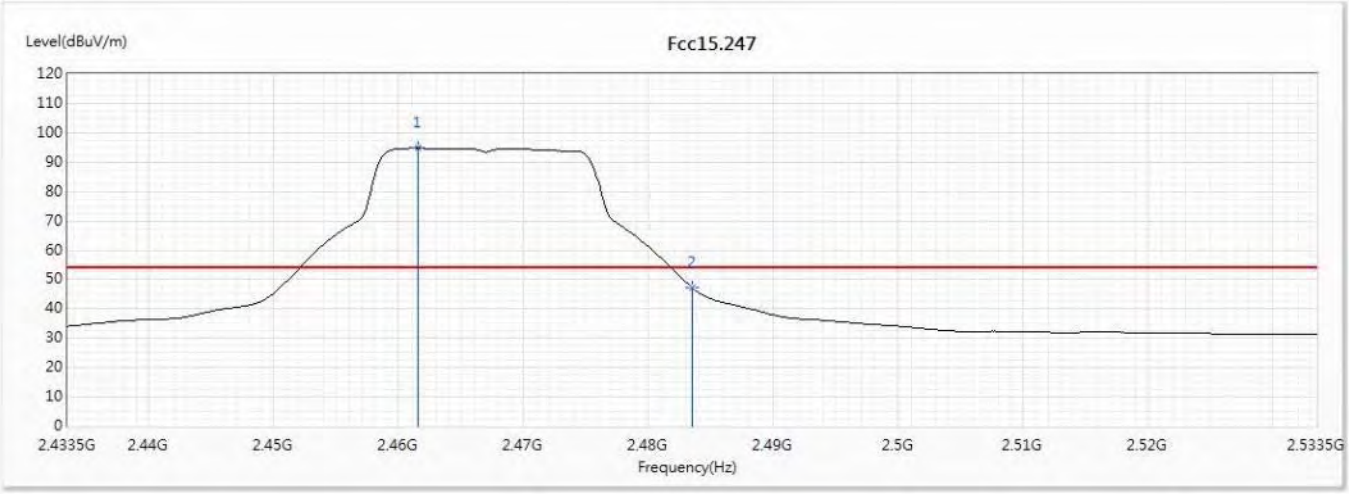

No	Frequency (MHz)	Emission Level (dBuV/m)	Limit (dBuV/m)	Margin (dB)	Reading Level (dBuV)	Correct Factor (dB/m)	Detector Type
1	2461.5	94.80	--	--	83.19	11.61	AV
2	2483.5	47.22	54.00	-6.78	35.54	11.68	AV

Note:

1. All readings above 1GHz are performed with peak and/or average measurements as necessary.
2. Measurement Level = Reading Level + Correct Factor.
3. The average measurement was not performed when the peak measured data under the limit of average detection.