Channel 138

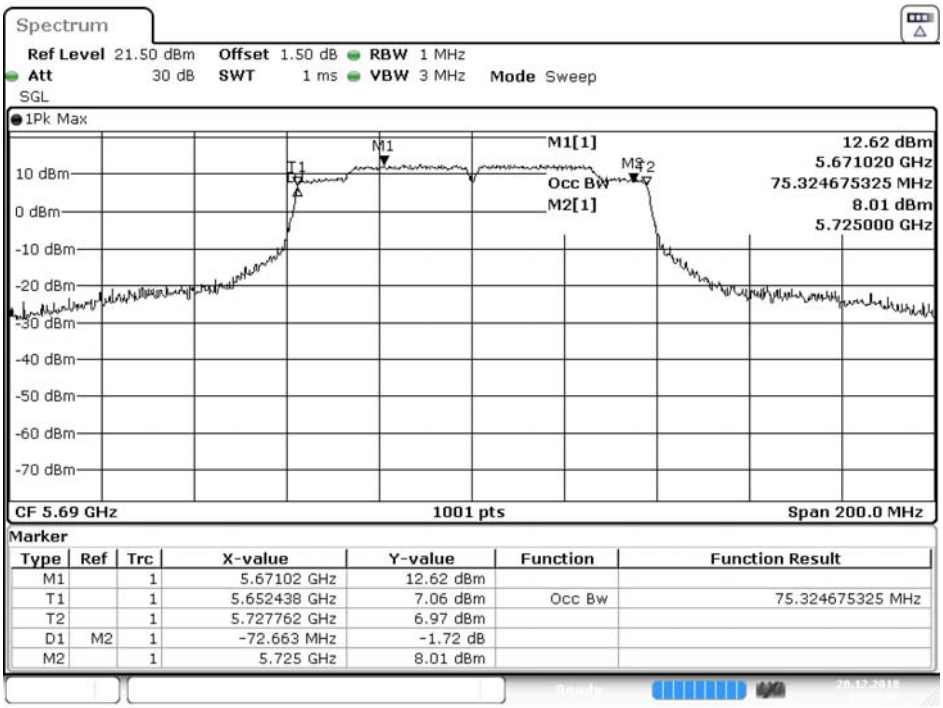

Marker

Type	Ref	Trc	X-value	Y-value	Function	Function Result
M1		1	5.67102 GHz	12.62 dBm		
T1		1	5.652438 GHz	7.06 dBm	Occ Bw	75.324675325 MHz
T2		1	5.727762 GHz	6.97 dBm		
D1	M2	1	-72.663 MHz	-1.72 dB		
M2		1	5.725 GHz	8.01 dBm		

Date: 20.DEC.2018 14:38:02

Channel 155

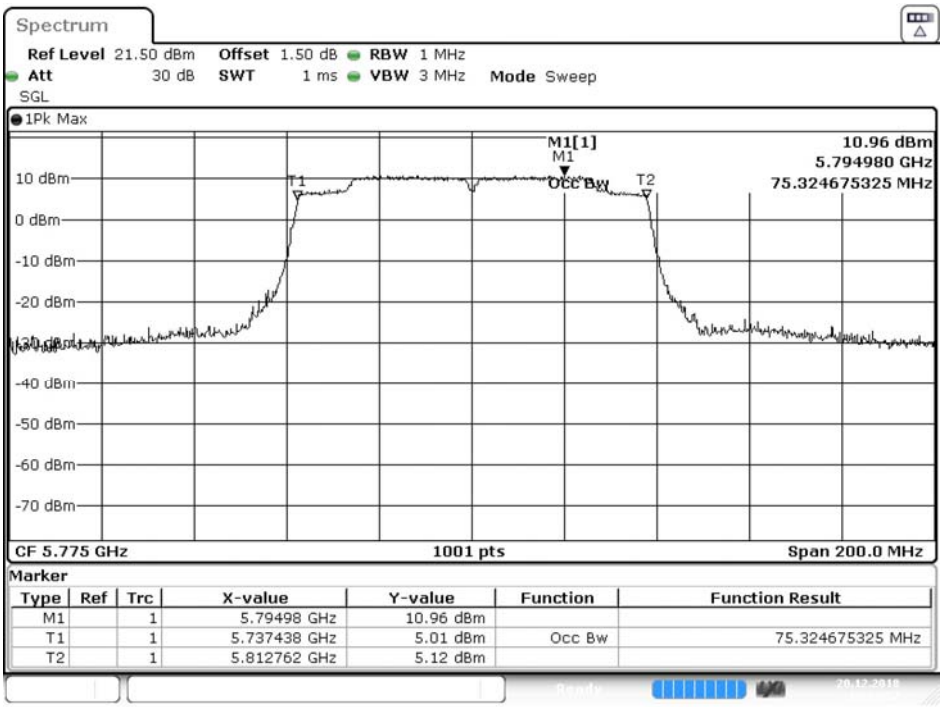

Marker

Type	Ref	Trc	X-value	Y-value	Function	Function Result
M1		1	5.79498 GHz	10.96 dBm		
T1		1	5.737438 GHz	5.01 dBm	Occ Bw	75.324675325 MHz
T2		1	5.812762 GHz	5.12 dBm		

Date: 20.DEC.2018 15:12:56

Maximum conducted output power:

Channel 42

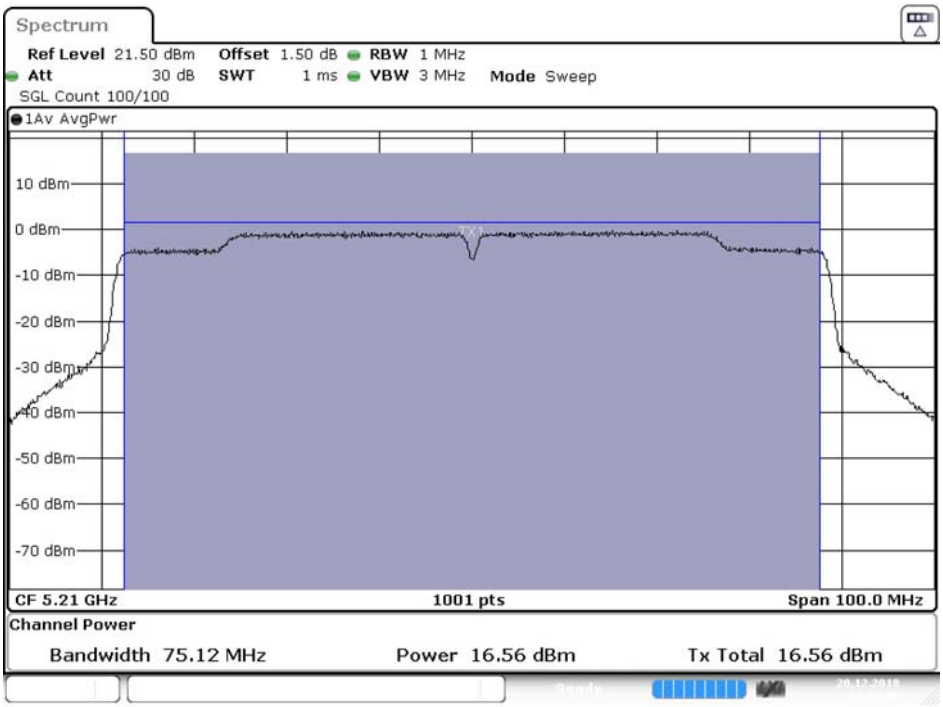

Date: 20.DEC.2018 14:33:49

Maximum conducted output power:

Channel 58

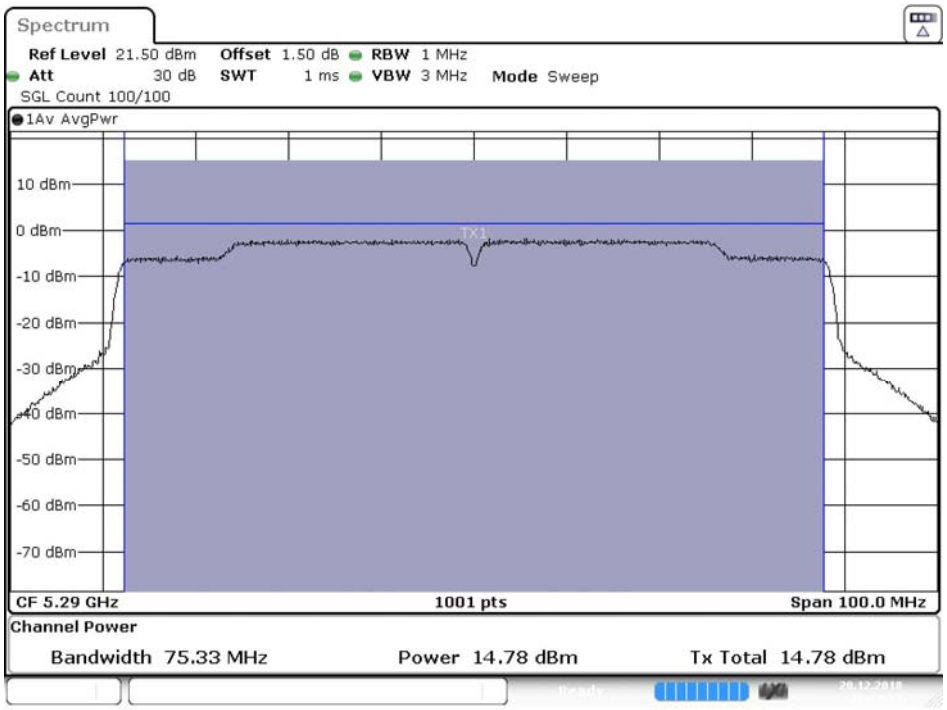

Date: 20.DEC.2018 14:34:56

Maximum conducted output power:

Channel 106

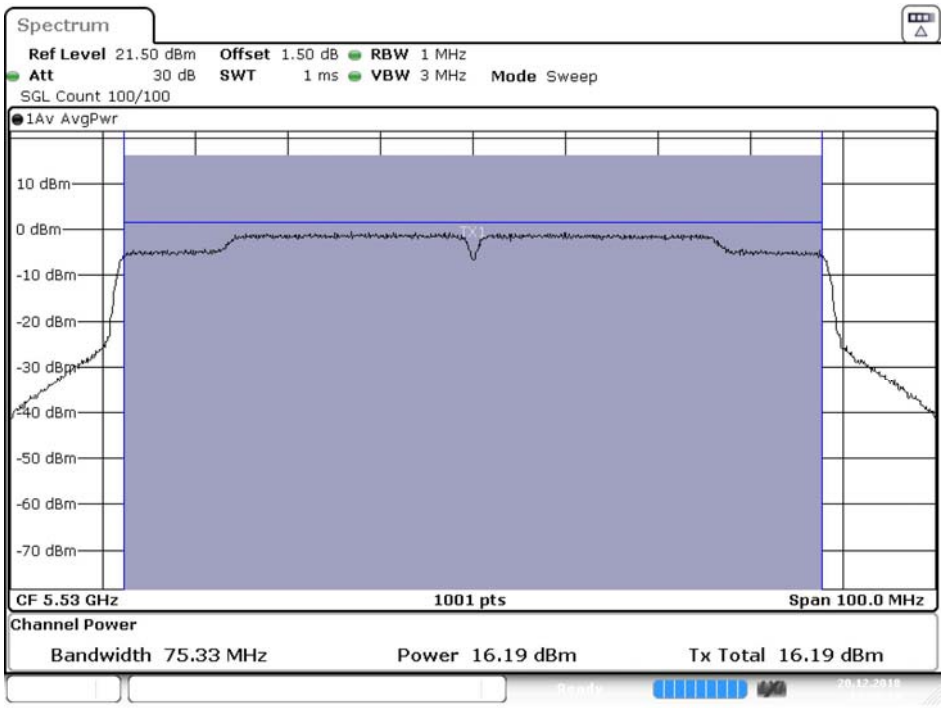

Date: 20.DEC.2018 14:36:18

Maximum conducted output power:

Channel 122

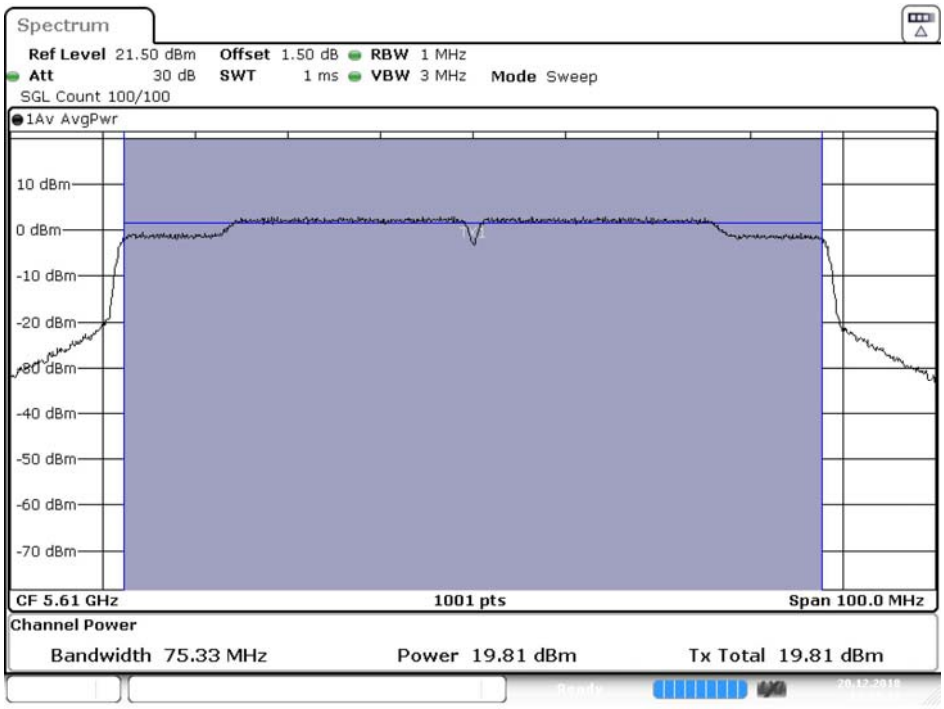

Date: 20.DEC.2018 14:37:22

Maximum conducted output power:

Channel 138 (U-NII-2C)

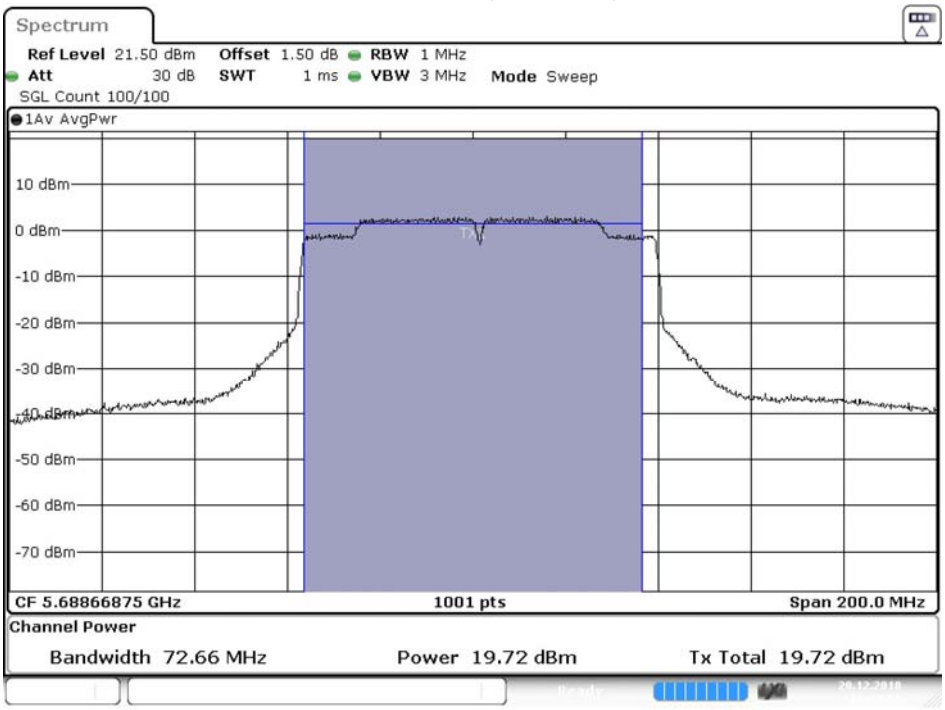

Date: 20.DEC.2018 14:38:24

Maximum conducted output power:

Channel 138 (U-NII-3)

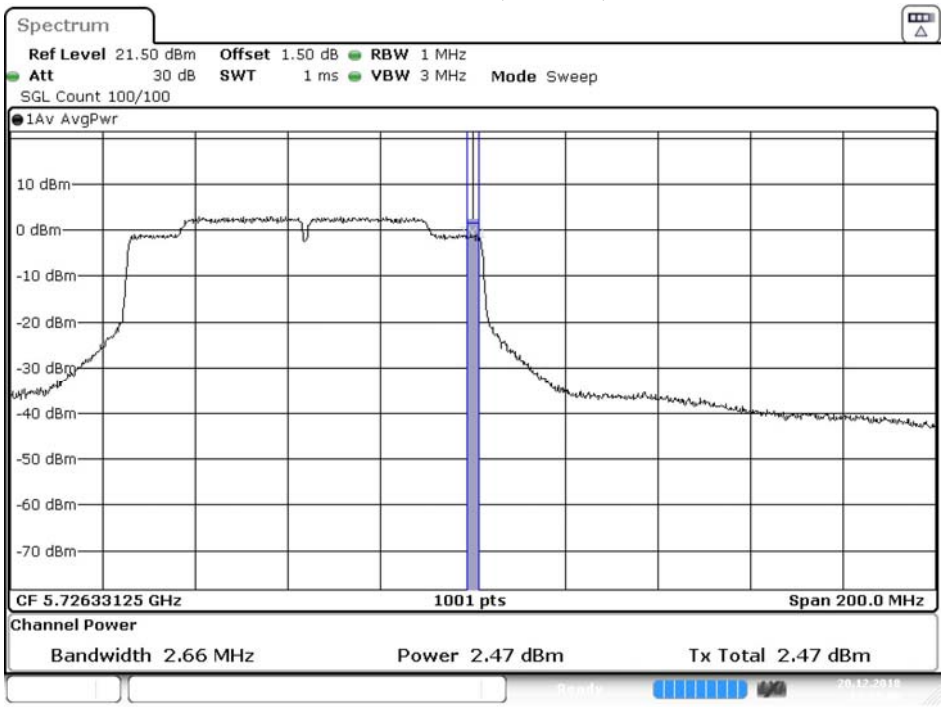

Date: 20.DEC.2018 14:38:47

Maximum conducted output power:

Channel 155

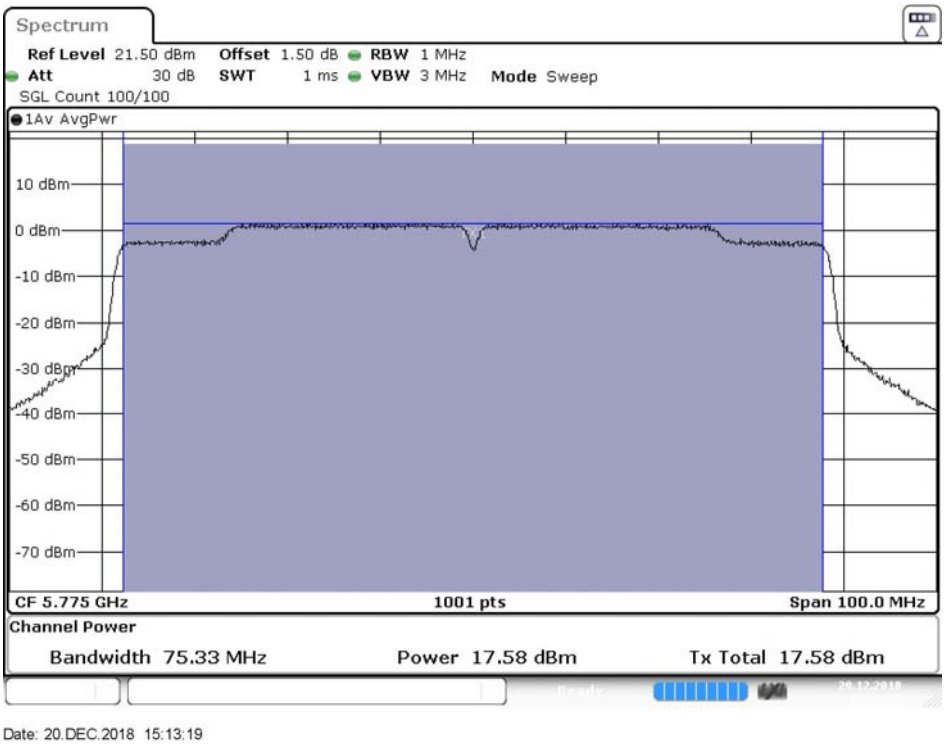

Product : Intel® Wireless-AC 9560
Test Item : Maximum conducted output power
Test Date : 2018/12/20
Test Mode : Mode 2 SISO B: Transmit (802.11ac-160BW_65Mbps)

Cable loss=1.5dB		Average Power										
Channel No	Frequency (MHz)	Data Rate (Mbps)										Required Limit
		VTH0	VTH1	VTH2	VTH3	VTH4	VTH5	VTH6	VTH7	VTH8	VTH9	
50(U-NII-1)	5250	9.23	9.21	9.19	9.15	9.11	9.08	9.05	9.02	8.99	8.96	<24dBm
50(U-NII-2A)	5250	9.73	9.71	9.68	9.66	9.63	9.58	9.56	9.52	9.49	9.45	<24dBm
114	5570	14.31	14.28	14.25	14.21	14.18	14.16	14.13	14.08	14.05	14.01	<24dBm

Note: Maximum conducted output power Value =Reading value on Spectrum Analyzer + cable loss

Maximum conducted output power Measurement:

Channel No	Frequency Range (MHz)	99% Bandwidth (MHz)	Output Power (dBm)	Output Power Limit		Result
				(dBm)	dBm+10log(BW)	
50(U-NII-1)	5250	--	9.23	24	--	Pass
50(U-NII-2A)	5250	76.399	9.73	24	29.83	Pass
114	5570	153.146	14.31	24	32.85	Pass

99% Occupied Bandwidth:

Channel 50

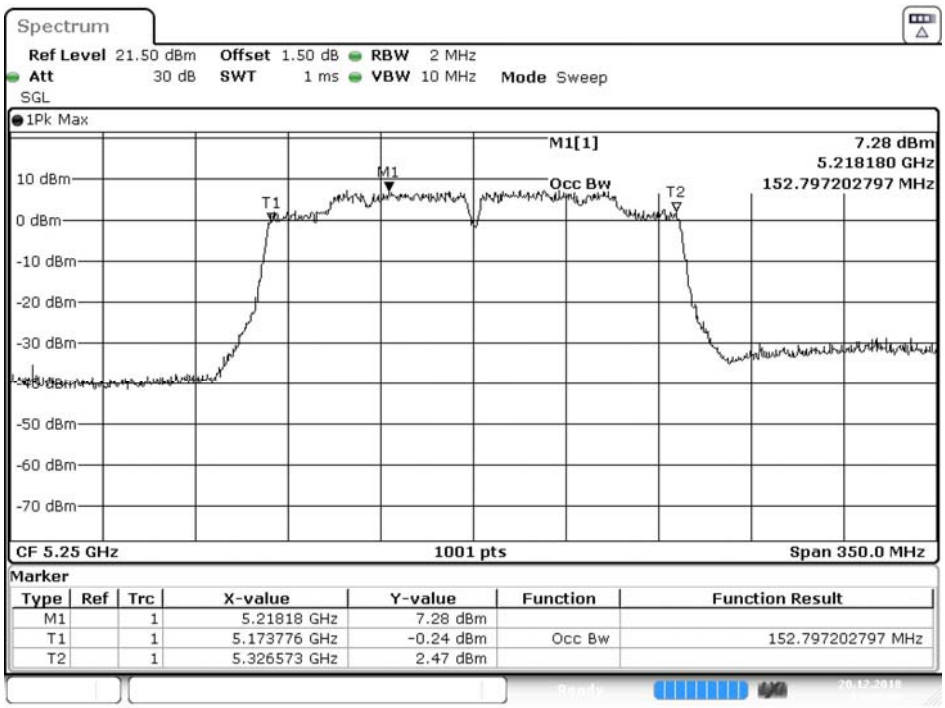

Date: 20.DEC.2018 14:26:37

Channel 114

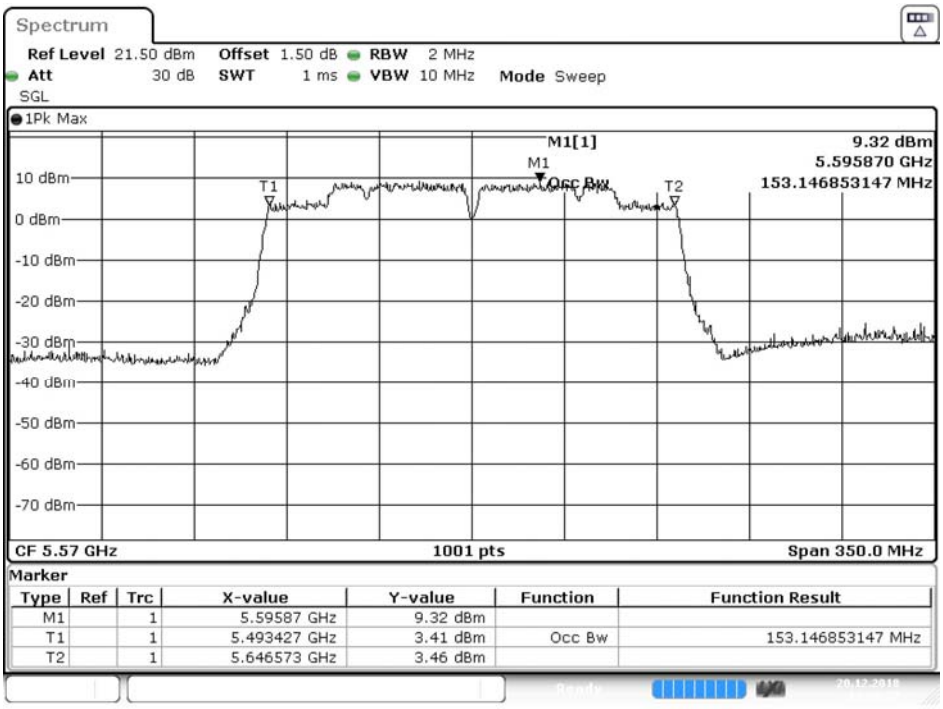

Date: 20.DEC.2018 14:28:38

Maximum conducted output power:

Channel 50 (U-NII-1)

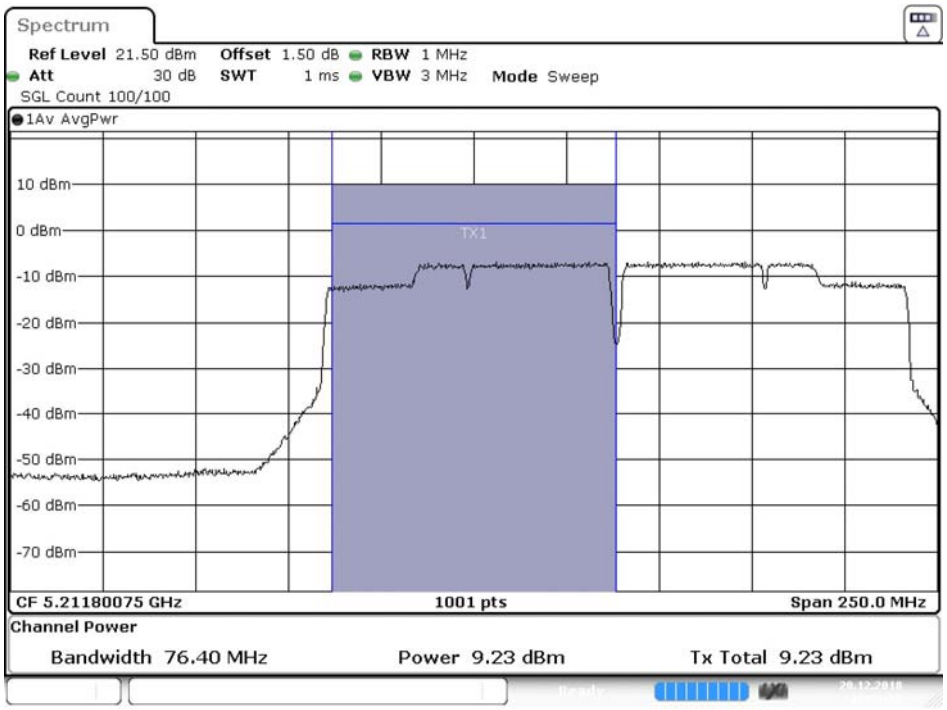

Date: 20.DEC.2018 14:26:59

Maximum conducted output power:

Channel 50 (U-NII-2A)

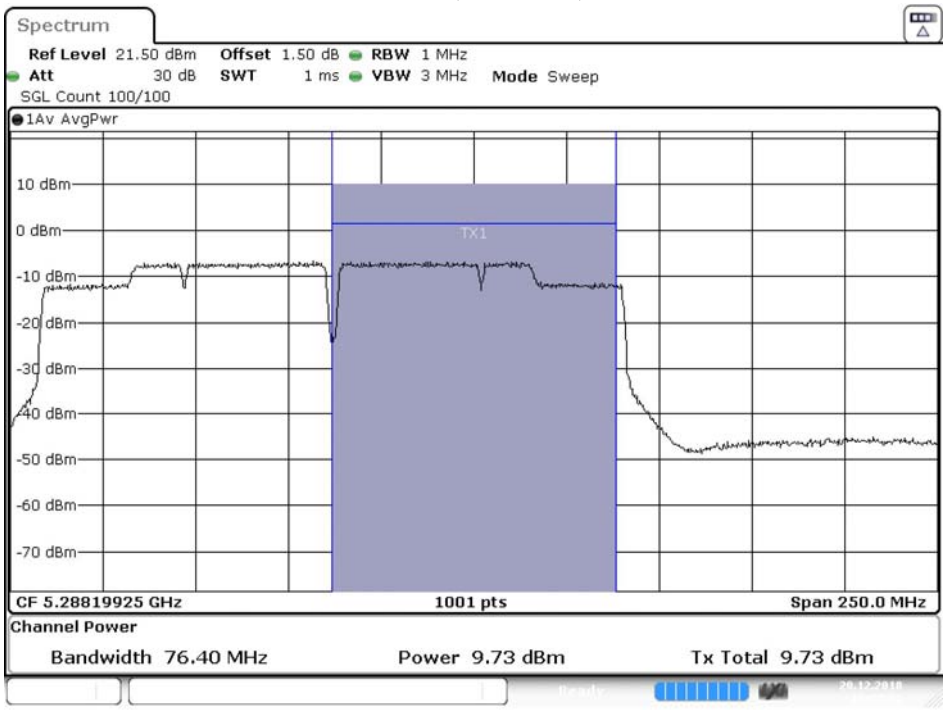

Date: 20.DEC.2018 14:27:22

Maximum conducted output power:

Channel 114

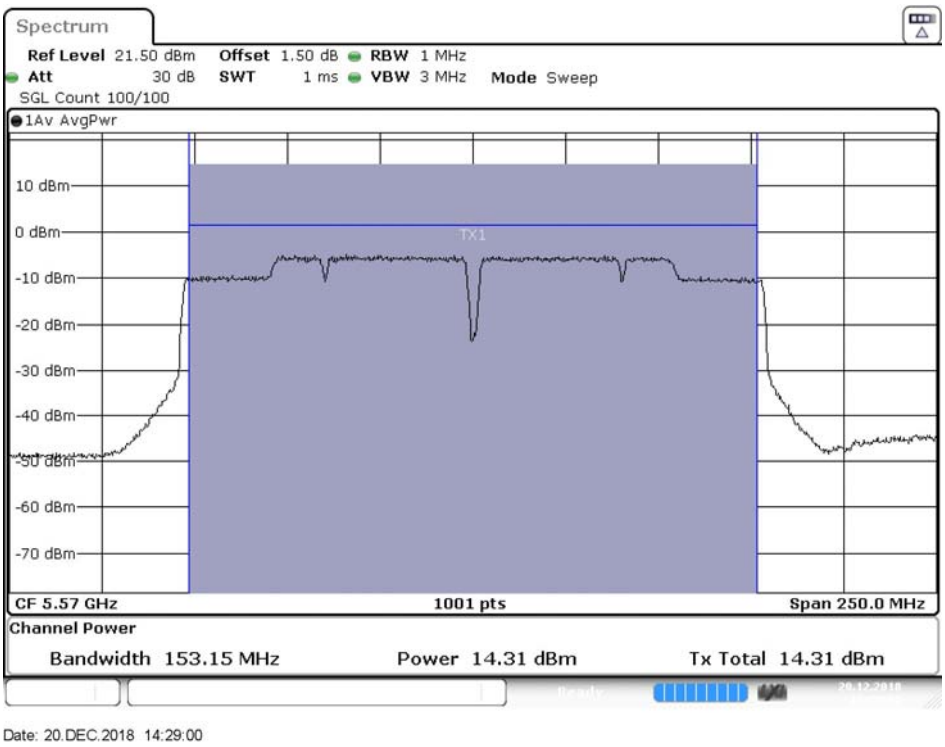

Product : Intel® Wireless-AC 9560
Test Item : Maximum conducted output power
Test Date : 2018/12/20
Test Mode : Mode 3 MIMO: Transmit (802.11n-20BW_14.4Mbps)

Chain A

Cable loss=1.5dB		Average Power								
Channel No.	Frequency (MHz)	Data Rate (Mbps)								Required Limit
		14.4	28.9	43.3	57.8	86.7	115.6	130	144.4	
		Measurement Level (dBm)								
36	5180	14.72	--	--	--	--	--	--	--	<24dBm
40	5200	17.73	17.71	17.69	17.65	17.62	17.58	17.55	17.52	<24dBm
48	5240	17.83	--	--	--	--	--	--	--	<24dBm
52	5260	17.84	--	--	--	--	--	--	--	<24dBm
56	5280	17.85	17.82	17.78	17.75	17.73	17.69	17.64	17.61	<24dBm
64	5320	14.89	--	--	--	--	--	--	--	<24dBm
100	5500	14.74	--	--	--	--	--	--	--	<24dBm
120	5600	17.81	17.79	17.76	17.72	17.69	17.66	17.62	17.58	<24dBm
140	5700	16.77	--	--	--	--	--	--	--	<24dBm
149	5745	17.77	--	--	--	--	--	--	--	<30dBm
157	5785	17.82	17.77	17.75	17.71	17.68	17.65	17.61	17.57	<30dBm
165	5825	17.86	--	--	--	--	--	--	--	<30dBm

Note: Maximum conducted output power Value =Reading value on average power meter + cable loss

Chain B

Cable loss=1.5dB		Average Power								
Channel No.	Frequency (MHz)	Data Rate (Mbps)								Required Limit
		14.4	28.9	43.3	57.8	86.7	115.6	130	144.4	
		Measurement Level (dBm)								
36	5180	14.76	--	--	--	--	--	--	--	<24dBm
40	5200	17.72	17.69	17.65	17.63	17.58	17.55	17.52	17.48	<24dBm
48	5240	17.73	--	--	--	--	--	--	--	<24dBm
52	5260	17.83	--	--	--	--	--	--	--	<24dBm
56	5280	17.84	17.81	17.79	17.77	17.73	17.68	17.64	17.62	<24dBm
64	5320	14.75	--	--	--	--	--	--	--	<24dBm
100	5500	14.82	--	--	--	--	--	--	--	<24dBm
120	5600	17.79	17.76	17.75	17.69	17.65	17.63	17.57	17.55	<24dBm
140	5700	16.62	--	--	--	--	--	--	--	<24dBm
149	5745	17.88	--	--	--	--	--	--	--	<30dBm
157	5785	17.79	17.75	17.71	17.67	17.66	17.62	17.58	17.56	<30dBm
165	5825	17.91	--	--	--	--	--	--	--	<30dBm

Note: Maximum conducted output power Value =Reading value on average power meter + cable loss

Maximum conducted output power Measurement:

Channel No	Frequency Range (MHz)	99% Bandwidth (MHz)	Chain A Power (dBm)	Chain B Power (dBm)	Output Power (dBm)	Output Power Limit		Result
						(dBm)	dBm+10log(BW)	
36	5180	--	14.72	14.76	17.75	24	--	Pass
40	5200	--	17.73	17.72	20.74	24	--	Pass
48	5240	--	17.83	17.73	20.79	24	--	Pass
52	5260	18.031	17.84	17.83	20.85	24	23.56	Pass
56	5280	17.982	17.85	17.84	20.86	24	23.55	Pass
64	5320	17.982	14.89	14.75	17.83	24	23.55	Pass
100	5500	17.982	14.74	14.82	17.79	24	23.55	Pass
120	5600	17.982	17.81	17.79	20.81	24	23.55	Pass
140	5700	18.031	16.77	16.62	19.71	24	23.56	Pass
149	5745	--	17.77	17.88	20.84	30	--	Pass
157	5785	--	17.82	17.79	20.82	30	--	Pass
165	5825	--	17.86	17.91	20.90	30	--	Pass

Note:

1. Output Power (dBm) = 10LOG (Chain A Power (mW)+ Chain B Power (mW))
2. 99% Bandwidth is the bandwidth of chain A or chain Bwhichever is less bandwidth, output power limitation is more stringent.

99% Occupied Bandwidth:

Channel 52 - Chain A

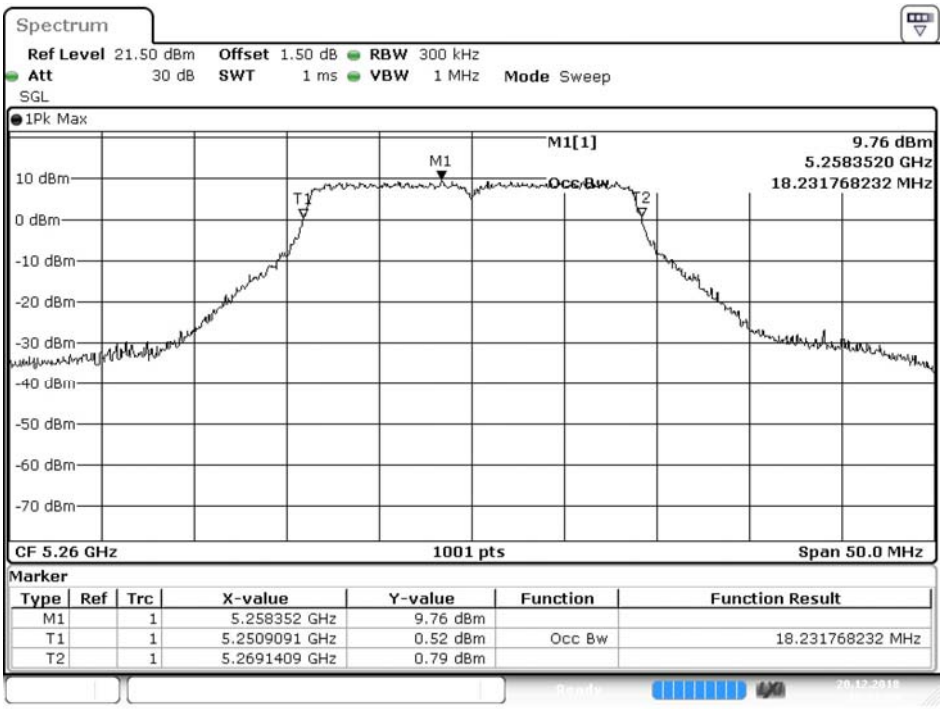

Date: 20.DEC.2018 16:11:31

Channel 52 - Chain B

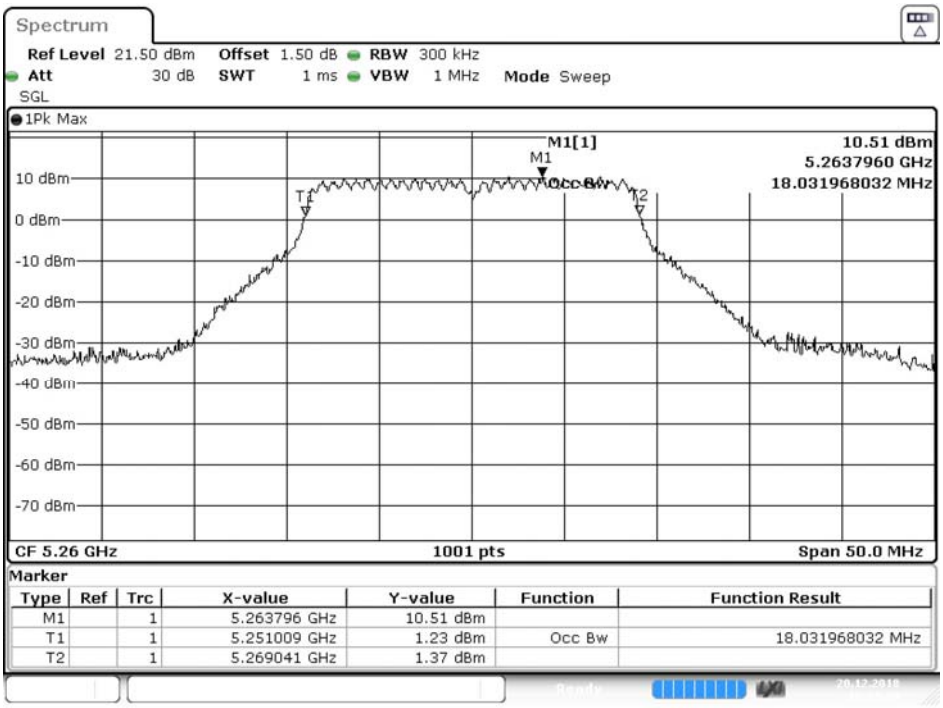

Date: 20.DEC.2018 16:17:26

Channel 56 - Chain A

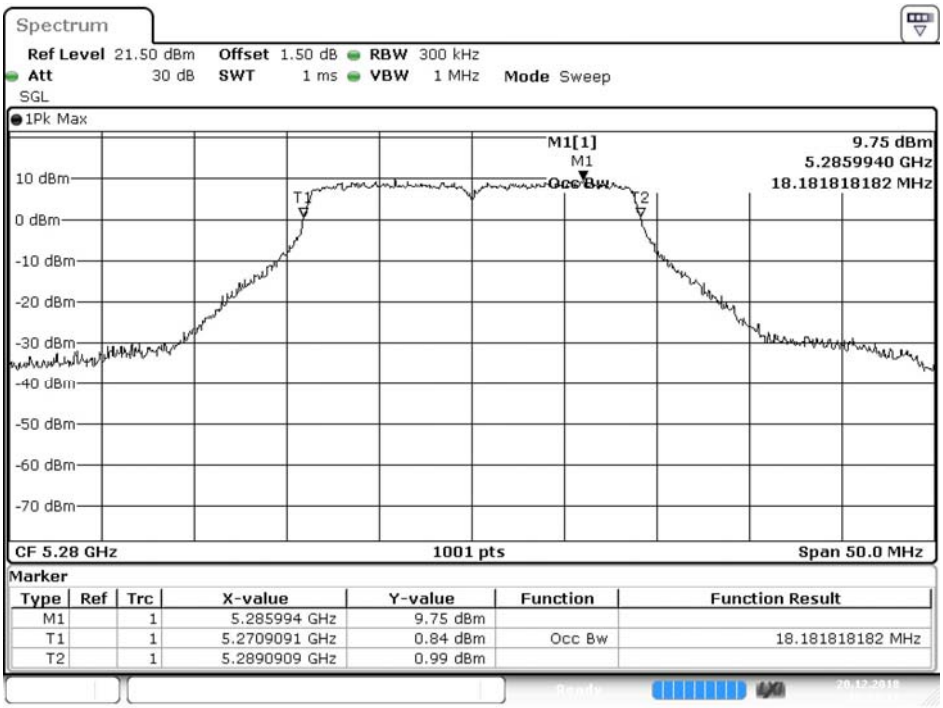

Date: 20.DEC.2018 16:12:12

Channel 56 - Chain B

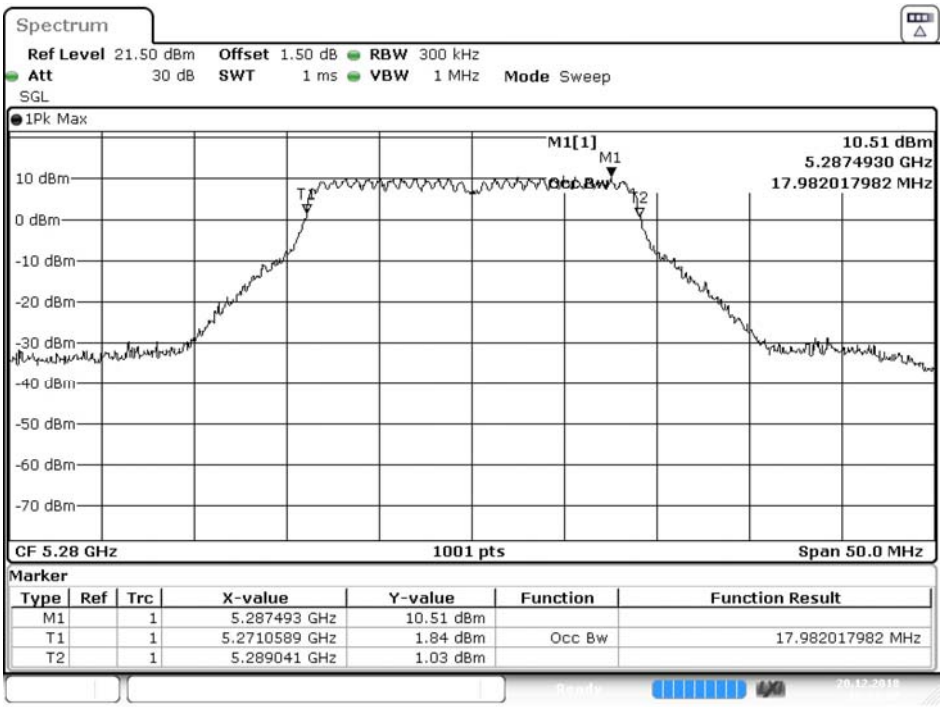

Date: 20.DEC.2018 16:18:07

Channel 64 - Chain A

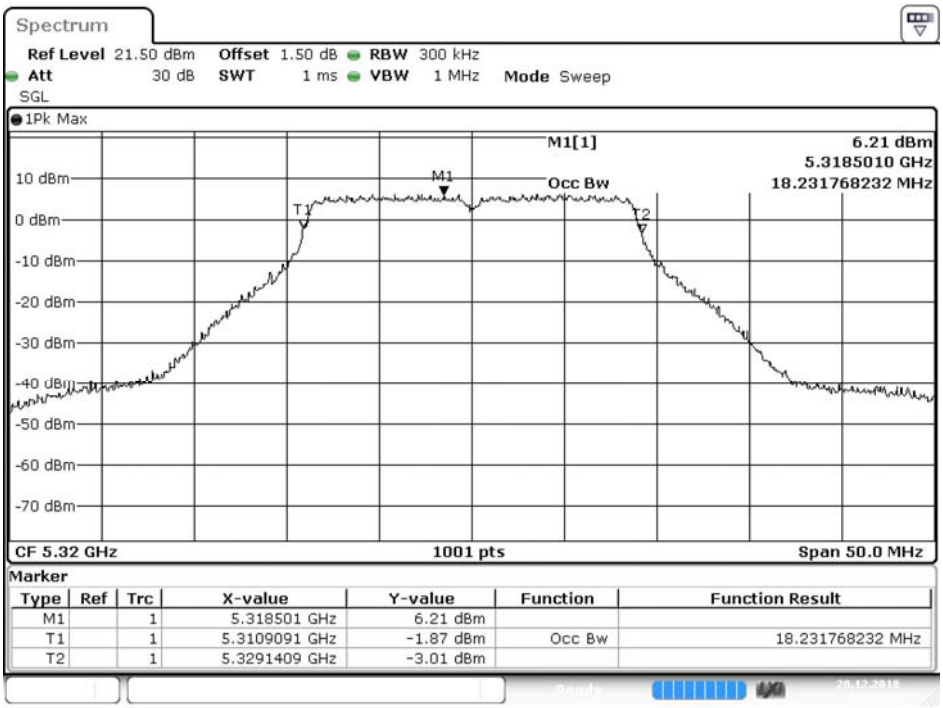

Date: 20.DEC.2018 16:12:59

Channel 64 - Chain B

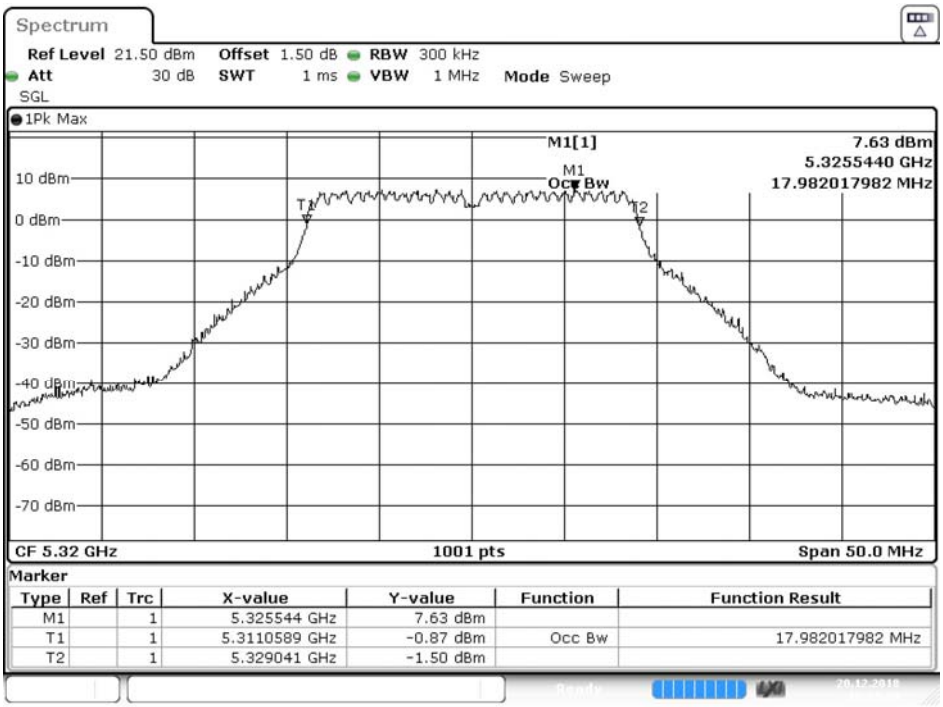

Date: 20.DEC.2018 16:18:54

Channel 100 - Chain A

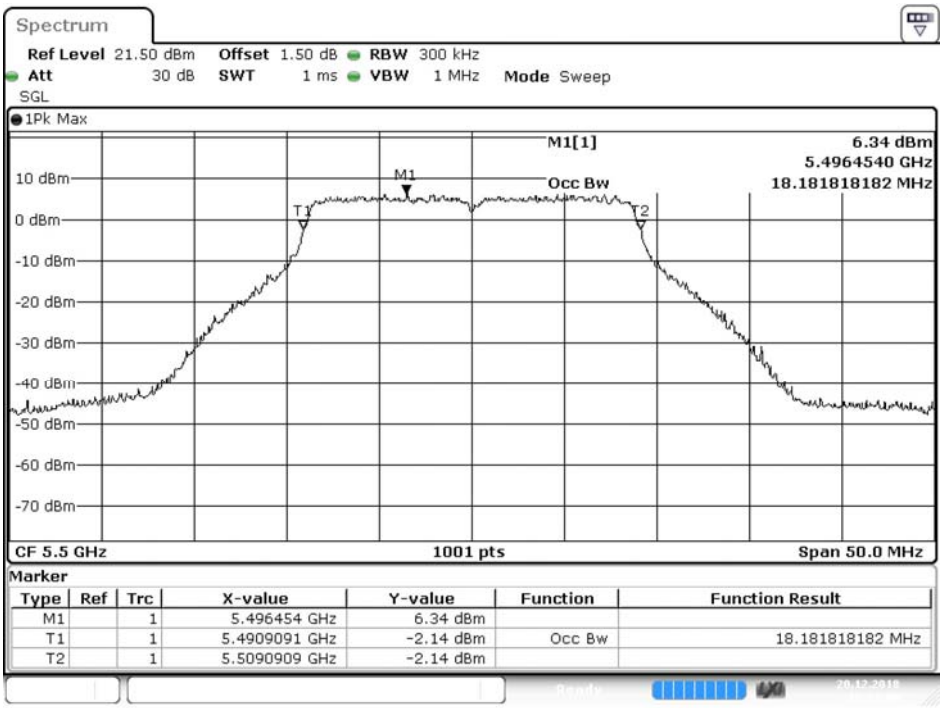

Date: 20.DEC.2018 16:13:40

Channel 100 - Chain B

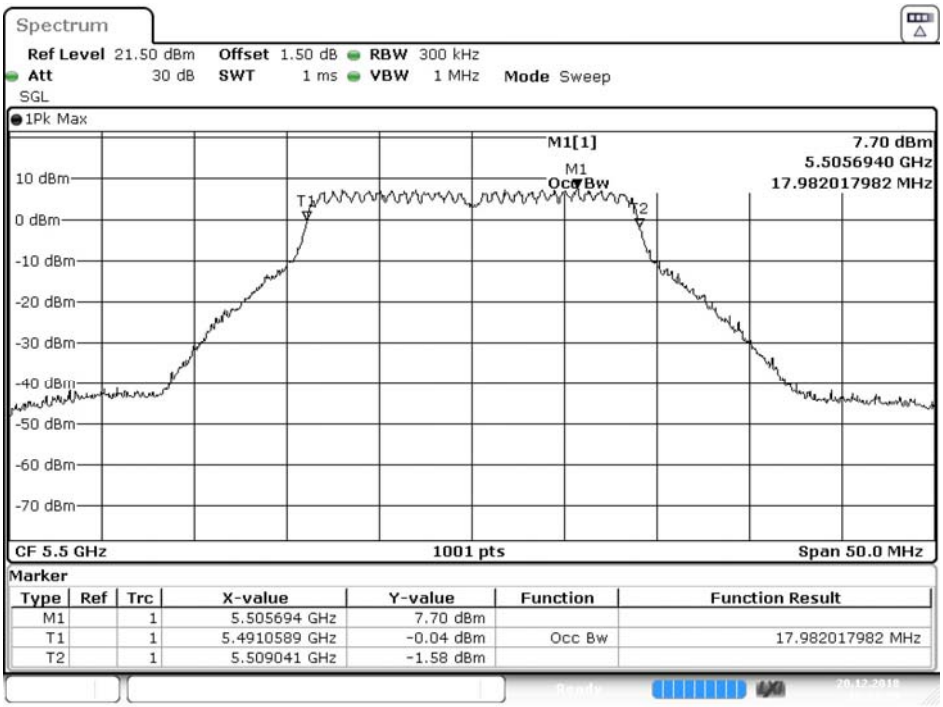

Date: 20.DEC.2018 16:19:35

Channel 120 - Chain A

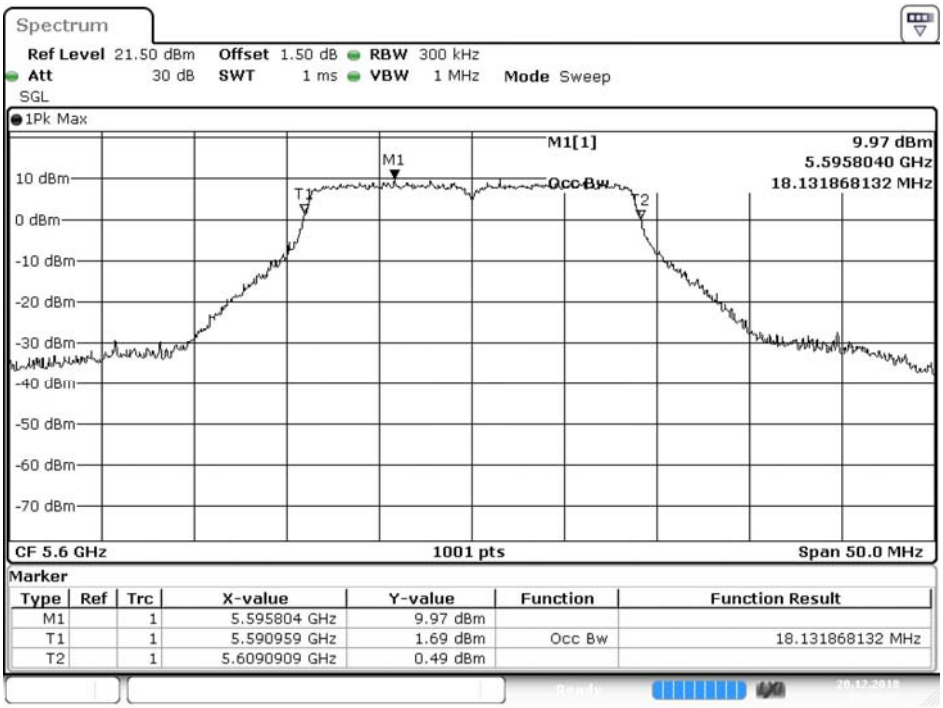

Date: 20.DEC.2018 16:14:32

Channel 120 - Chain B

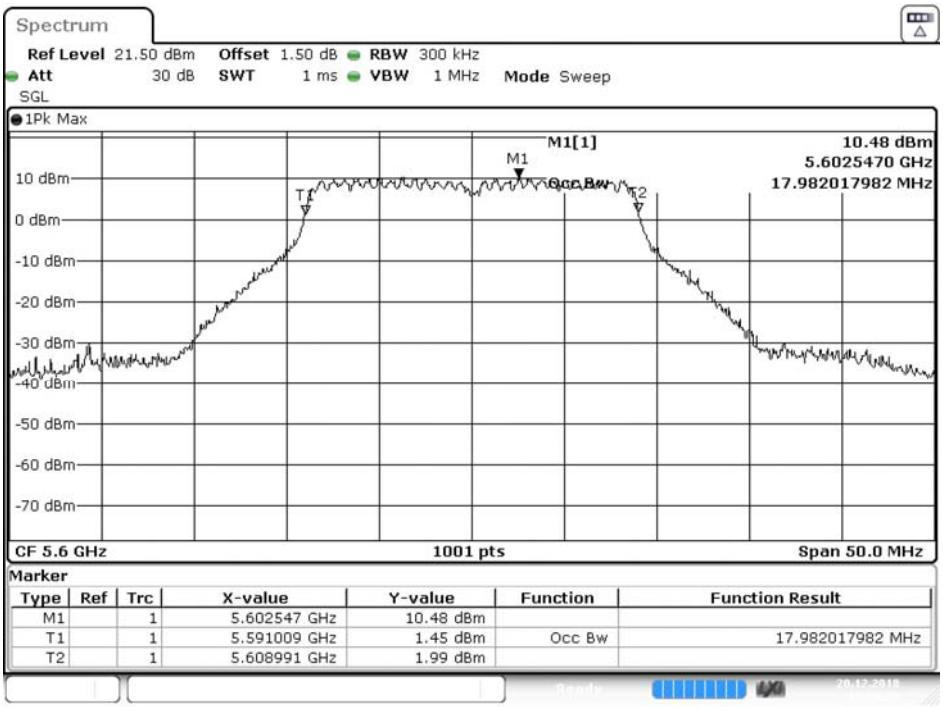

Date: 20.DEC.2018 16:20:27

Channel 140 - Chain A

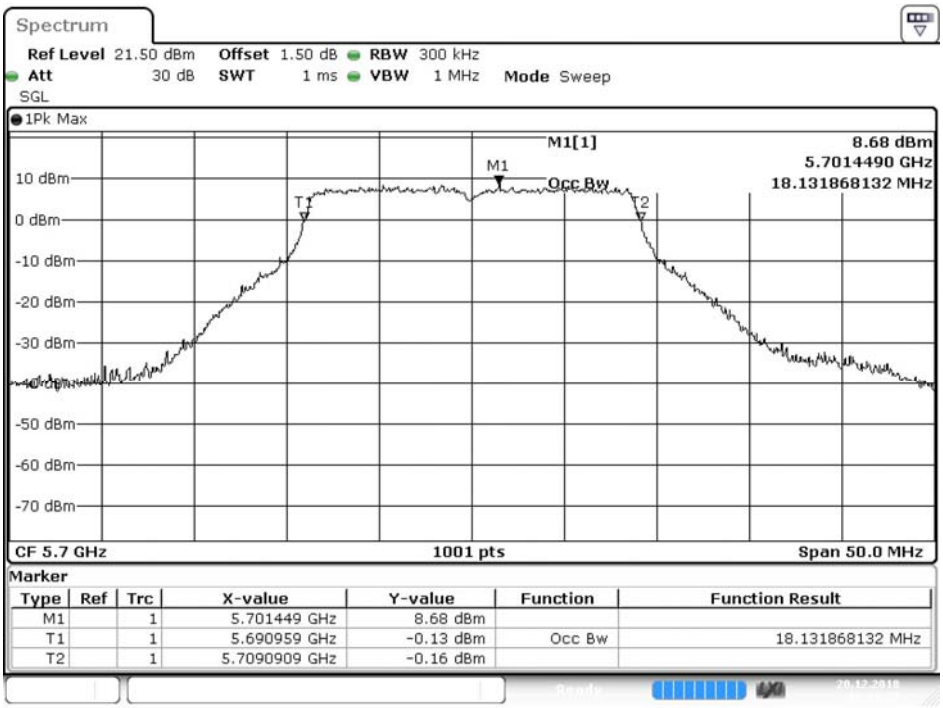

Date: 20.DEC.2018 16:15:37

Channel 140 - Chain B

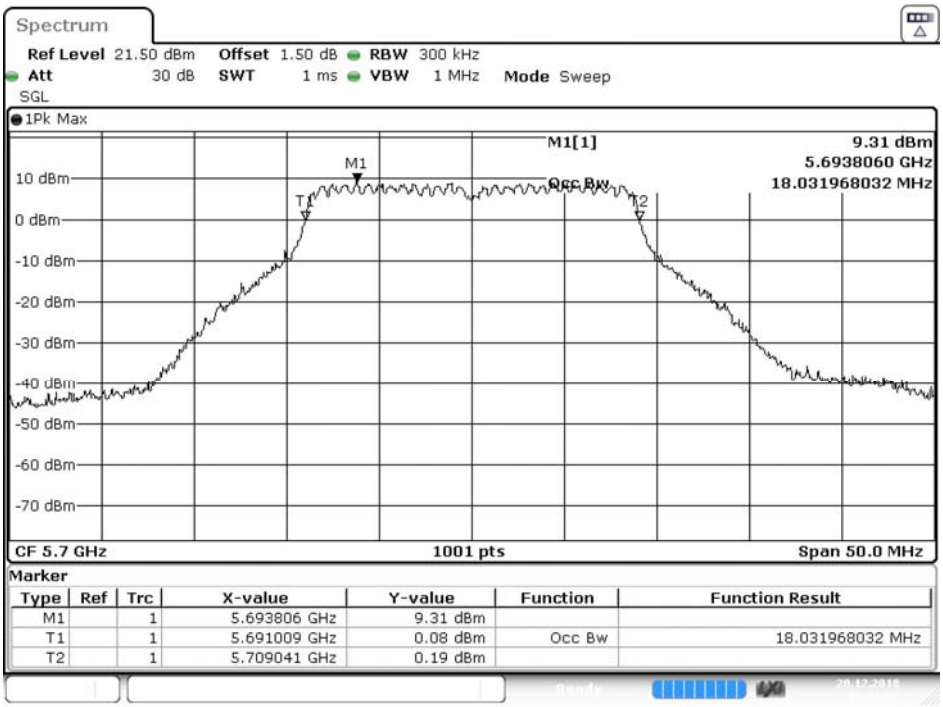

Date: 20.DEC.2018 16:21:32

Product : Intel® Wireless-AC 9560
Test Item : Maximum conducted output power
Test Date : 2018/12/20
Test Mode : Mode 3 MIMO: Transmit (802.11n-40BW_30Mbps)

Chain A

Cable loss=1.5dB		Average Power								
Channel No.	Frequency (MHz)	Data Rate (Mbps)								Required Limit
		30	60	90	120	180	240	270	300	
		Measurement Level (dBm)								
38	5190	14.91	--	--	--	--	--	--	--	<24dBm
46	5230	17.68	17.66	17.63	17.59	17.54	17.51	17.48	17.43	<24dBm
54	5270	16.81	--	--	--	--	--	--	--	<24dBm
62	5310	13.83	13.81	13.78	13.74	13.72	13.28	13.25	13.21	<24dBm
102	5510	15.41	--	--	--	--	--	--	--	<24dBm
118	5590	17.86	17.85	17.82	17.77	17.75	17.72	17.68	17.66	<24dBm
134	5670	17.34	--	--	--	--	--	--	--	<24dBm
151	5755	17.34	--	--	--	--	--	--	--	<30dBm
159	5795	17.79	17.75	17.72	17.69	17.65	17.62	17.58	17.54	<30dBm

Note: Maximum conducted output power Value =Reading value on average power meter + cable loss

Chain B

Cable loss=1.5dB		Average Power								
Channel No.	Frequency (MHz)	Data Rate (Mbps)								Required Limit
		30	60	90	120	180	240	270	300	
		Measurement Level (dBm)								
38	5190	14.77	--	--	--	--	--	--	--	<24dBm
46	5230	17.77	17.75	17.71	17.69	17.66	17.63	17.57	17.54	<24dBm
54	5270	16.83	--	--	--	--	--	--	--	<24dBm
62	5310	13.72	13.69	13.65	13.62	13.58	13.55	13.51	13.47	<24dBm
102	5510	15.37	--	--	--	--	--	--	--	<24dBm
118	5590	17.76	17.74	17.71	17.67	17.63	17.61	17.58	17.55	<24dBm
134	5670	17.32	--	--	--	--	--	--	--	<24dBm
151	5755	17.35	--	--	--	--	--	--	--	<30dBm
159	5795	17.77	17.75	17.71	17.69	17.65	17.62	17.57	17.54	<30dBm

Note: Maximum conducted output power Value =Reading value on average power meter + cable loss

Maximum conducted output power Measurement:

Channel No	Frequency Range (MHz)	99% Bandwidth (MHz)	Chain A Power (dBm)	Chain B Power (dBm)	Output Power (dBm)	Output Power Limit		Result
						(dBm)	dBm+10log(BW)	
38	5190	--	14.91	14.77	17.85	24	--	Pass
46	5230	--	17.68	17.77	20.74	24	--	Pass
54	5270	36.363	16.81	16.83	19.83	24	26.61	Pass
62	5310	36.363	13.83	13.72	16.79	24	26.61	Pass
102	5510	36.463	15.41	15.37	18.40	24	26.62	Pass
118	5590	36.463	17.86	17.76	20.82	24	26.62	Pass
134	5670	36.463	17.34	17.32	20.34	24	26.62	Pass
151	5755	--	17.34	17.35	20.36	30	--	Pass
159	5795	--	17.79	17.77	20.79	30	--	Pass

Note:

1. Output Power (dBm) = 10LOG (Chain A Power (mW)+ Chain B Power (mW))
2. 99% Bandwidth is the bandwidth of chain A or chain Bwhichever is less bandwidth, output power limitation is more stringent.

99% Occupied Bandwidth:

Channel 54 – Chain A

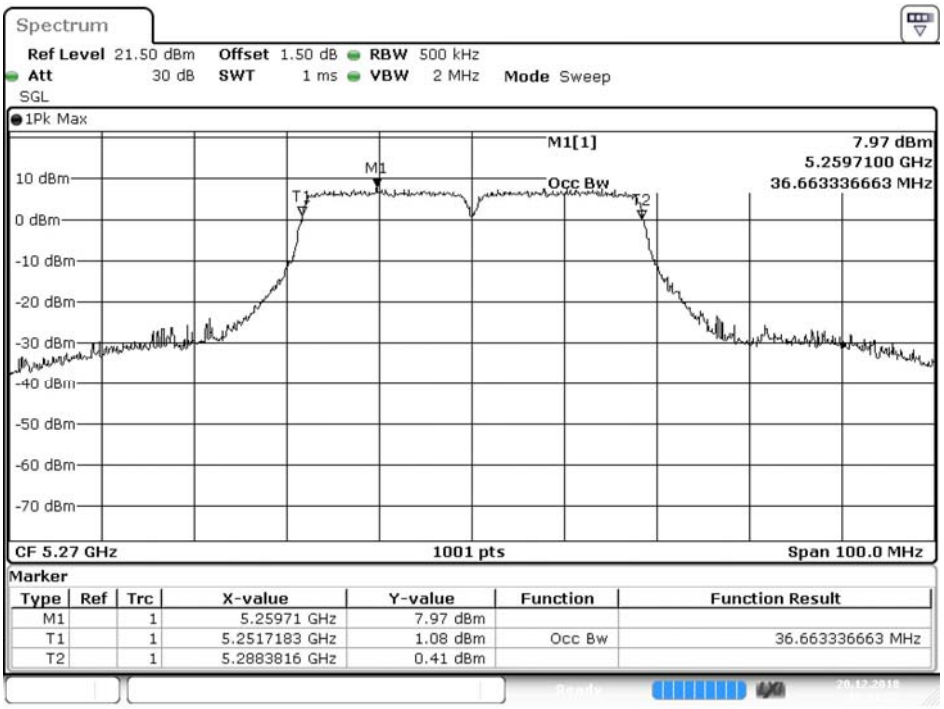

Date: 20.DEC.2018 16:16:23

Channel 54 – Chain B

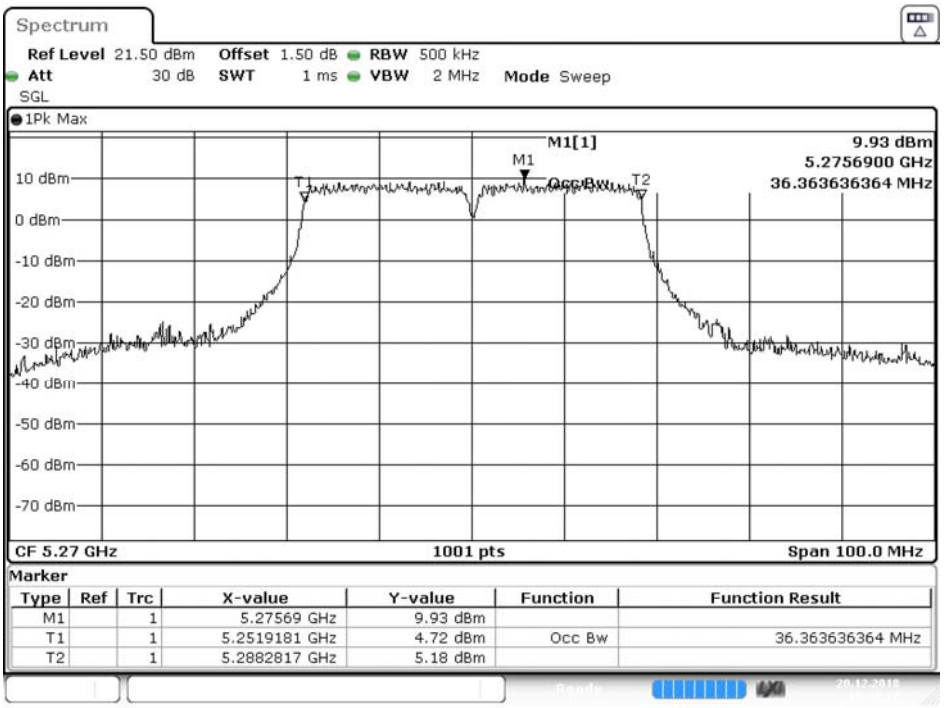

Date: 20.DEC.2018 16:22:18

Channel 62 – Chain A

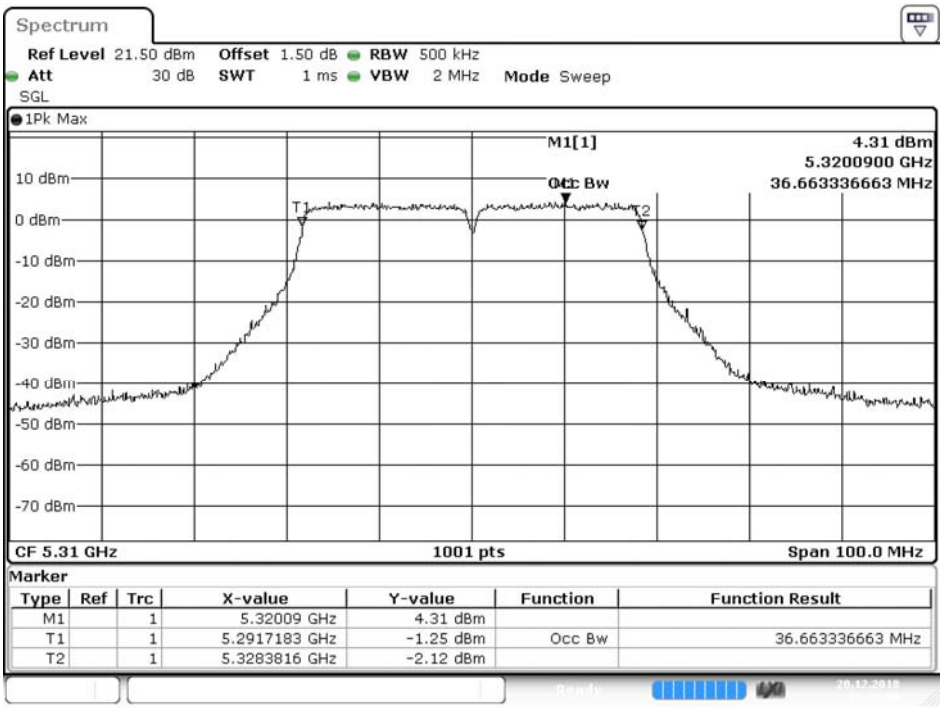

Date: 20.DEC.2018 16:17:04

Channel 62 – Chain B

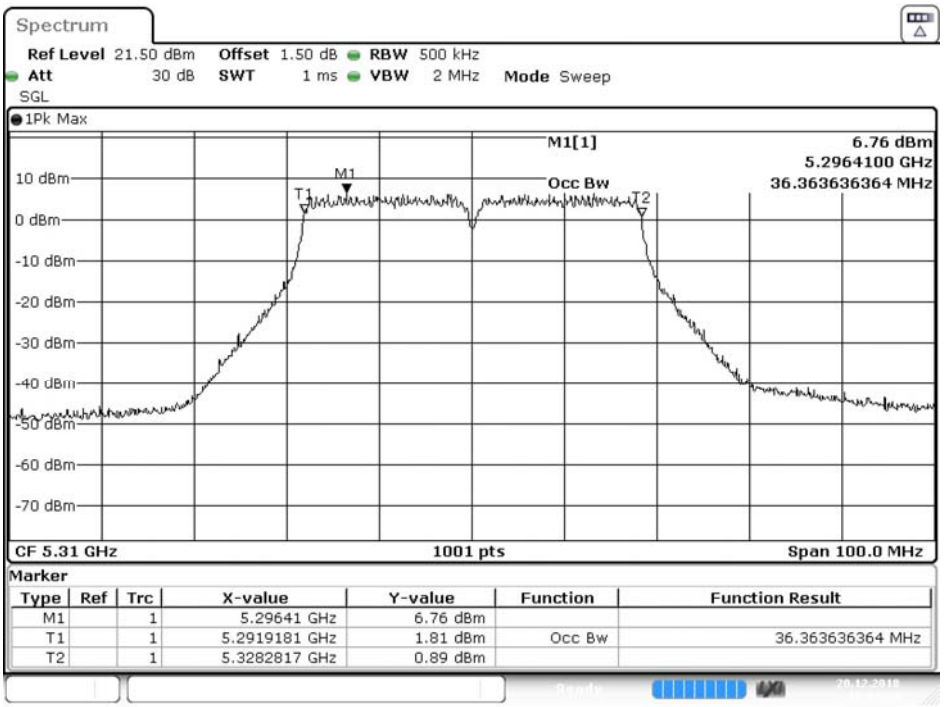

Date: 20.DEC.2018 16:22:59

Channel 102 – Chain A

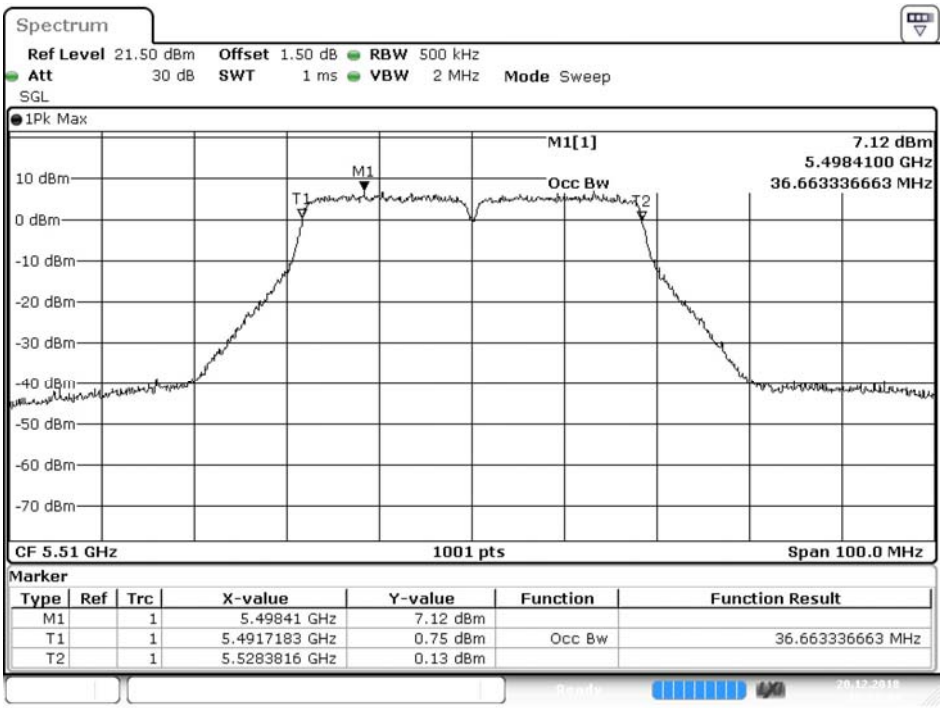

Date: 20.DEC.2018 16:17:49

Channel 102 – Chain B

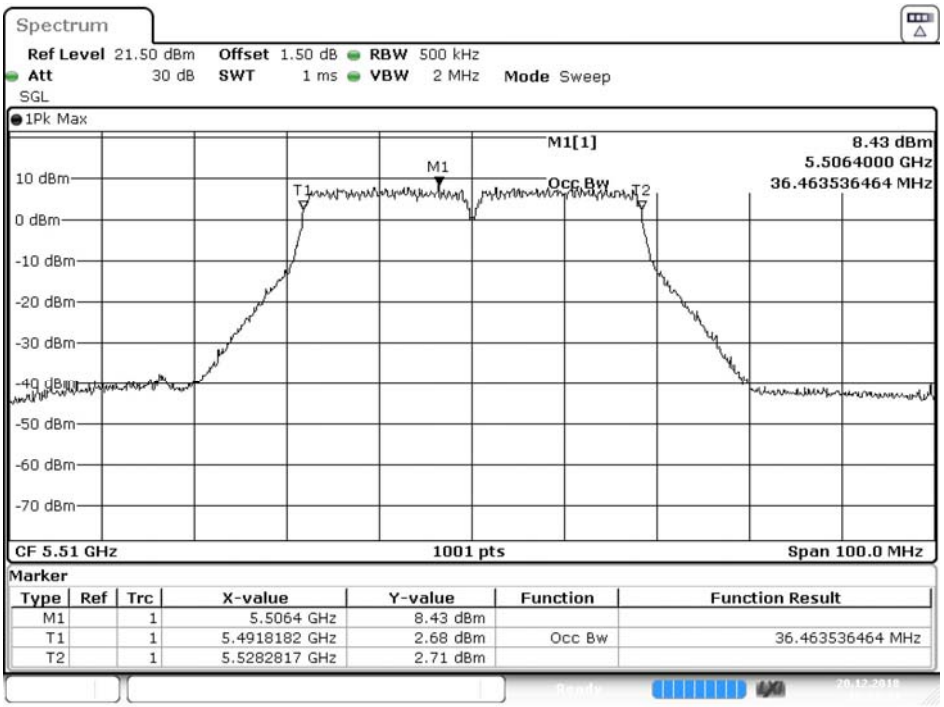

Date: 20.DEC.2018 16:23:44

Channel 118– Chain A

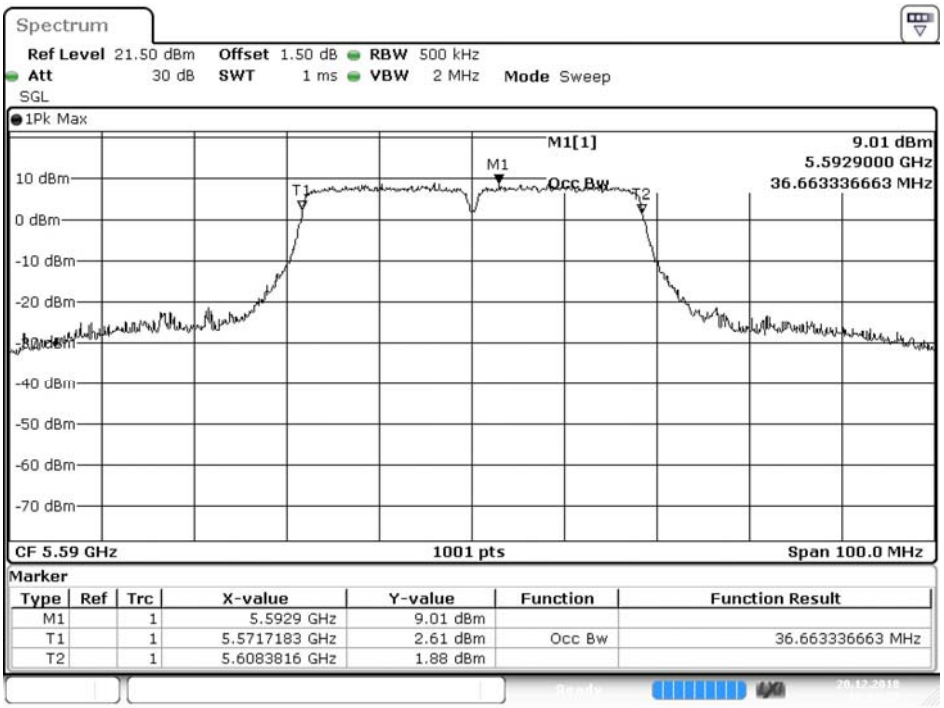

Date: 20.DEC.2018 16:18:38

Channel 118– Chain B

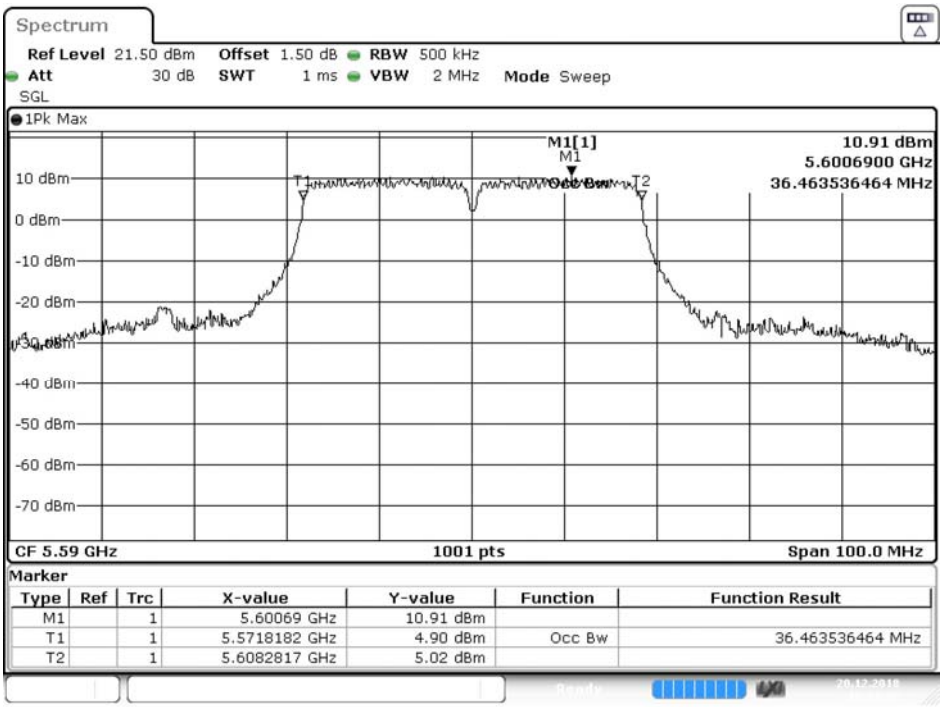

Date: 20.DEC.2018 16:24:33

Channel 134 – Chain A

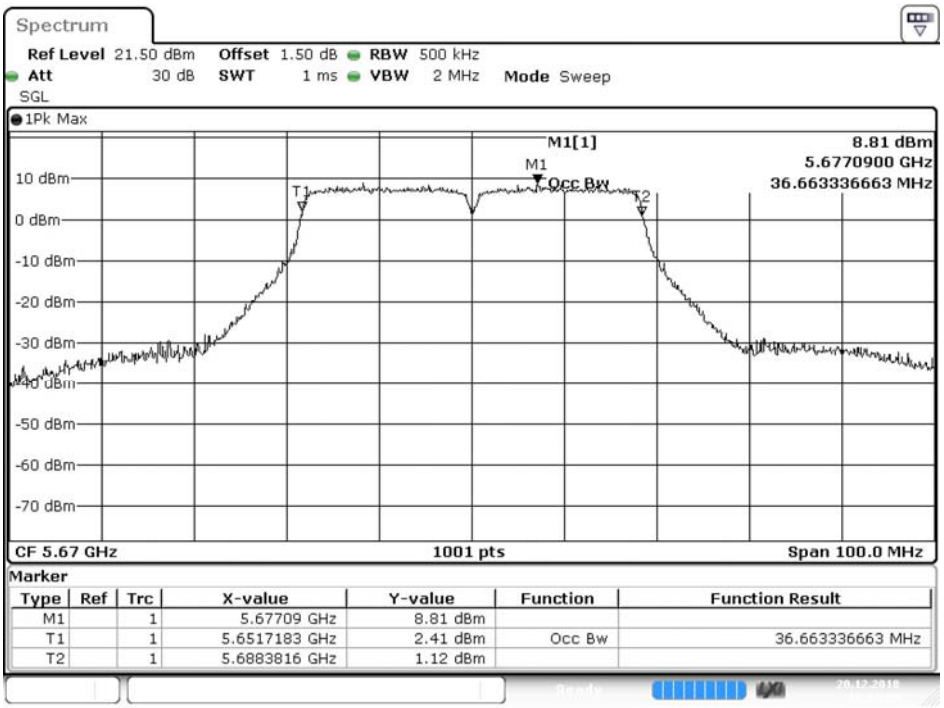

Date: 20.DEC.2018 16:19:30

Channel 134 – Chain B

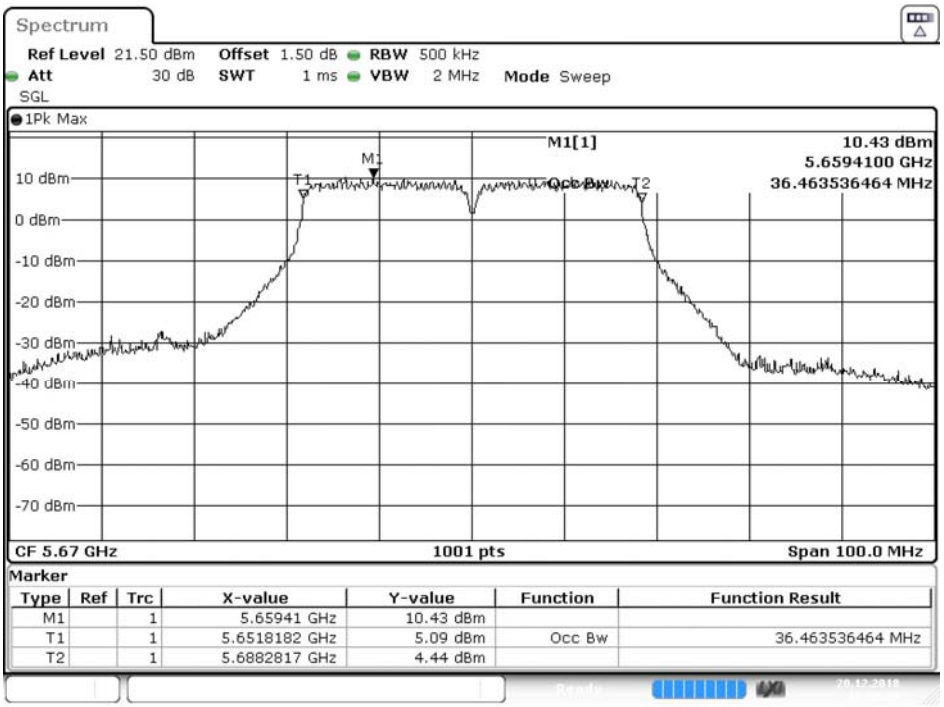

Date: 20.DEC.2018 16:25:25

Product : Intel® Wireless-AC 9560
Test Item : Maximum conducted output power
Test Date : 2018/09/04
Test Mode : Mode 3 MIMO: Transmit (802.11ac-20BW_14.4Mbps)

Chain A

Cable loss=1.5dB		Average Power									
Channel No.	Frequency (MHz)	Data Rate (Mbps)									Required Limit
		VTH0	VTH1	VTH2	VTH3	VTH4	VTH5	VTH6	VTH7	VTH8	
		Measurement Level (dBm)									
144(U-NII-2C)	5720	15.63	15.61	15.58	15.55	15.52	15.49	15.45	15.42	15.38	<24dBm
144(U-NII-3)	5720	10.01	9.98	9.96	9.93	9.88	9.84	9.82	9.79	9.75	<30dBm

Note: Maximum conducted output power Value =Reading value on Spectrum Analyzer + cable loss

Chain B

Cable loss=1.5dB		Average Power									
Channel No.	Frequency (MHz)	Data Rate (Mbps)									Required Limit
		VTH0	VTH1	VTH2	VTH3	VTH4	VTH5	VTH6	VTH7	VTH8	
		Measurement Level (dBm)									
144(U-NII-2C)	5720	15.84	15.81	15.79	15.76	15.72	15.69	15.66	15.63	15.58	<24dBm
144(U-NII-3)	5720	10.31	10.28	10.25	10.21	10.19	10.15	10.11	10.08	10.05	<30dBm

Note: Maximum conducted output power Value =Reading value on Spectrum Analyzer + cable loss

Maximum conducted output power Measurement:

Channel No	Frequency Range (MHz)	99% Bandwidth (MHz)	Chain A Power (dBm)	Chain B Power (dBm)	Output Power (dBm)	Output Power Limit		Result
						(dBm)	dBm+10log(BW)	
144(U-NII-2C)	5720	13.991	15.63	15.84	18.75	24	22.46	Pass
144(U-NII-3)	5720	--	10.01	10.31	13.17	30	--	Pass

Note:

1. Output Power (dBm) = 10LOG (Chain A Power (mW)+ Chain B Power (mW))
2. 99% Bandwidth is the bandwidth of chain A or chain Bwhichever is less bandwidth, output power limitation is more stringent.

99% Occupied Bandwidth:

Channel 144 – Chain A

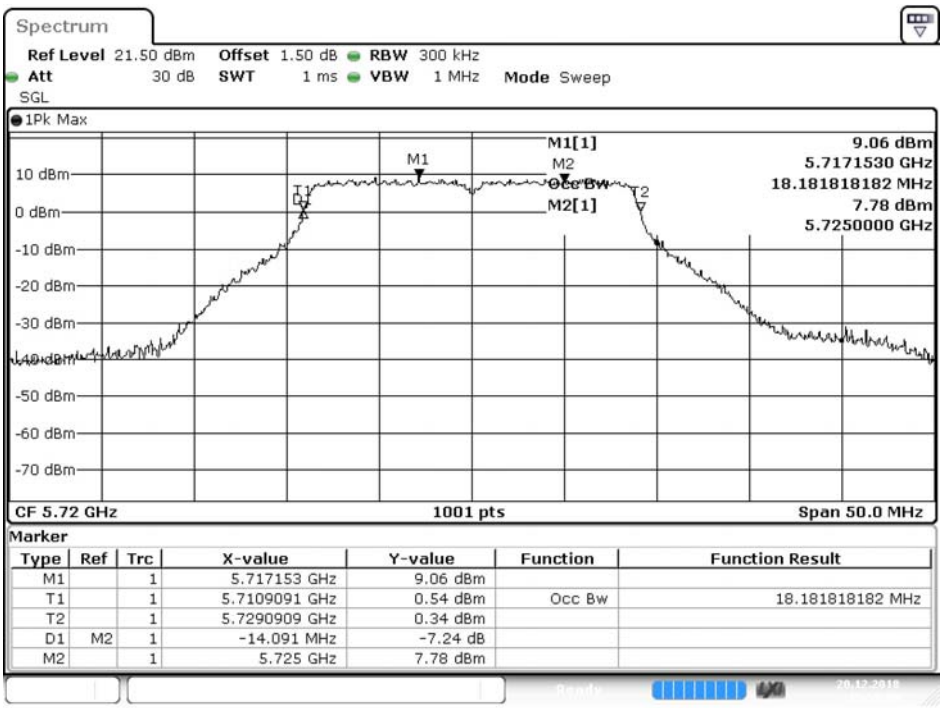

Marker

Type	Ref	Trc	X-value	Y-value	Function	Function Result
M1		1	5.717153 GHz	9.06 dBm		
T1		1	5.7109091 GHz	0.54 dBm	Occ Bw	18.181818182 MHz
T2		1	5.7290909 GHz	0.34 dBm		
D1	M2	1	-14.091 MHz	-7.24 dB		
M2		1	5.725 GHz	7.78 dBm		

Date: 20.DEC.2018 15:55:09

99% Occupied Bandwidth:

Channel 144 – Chain B

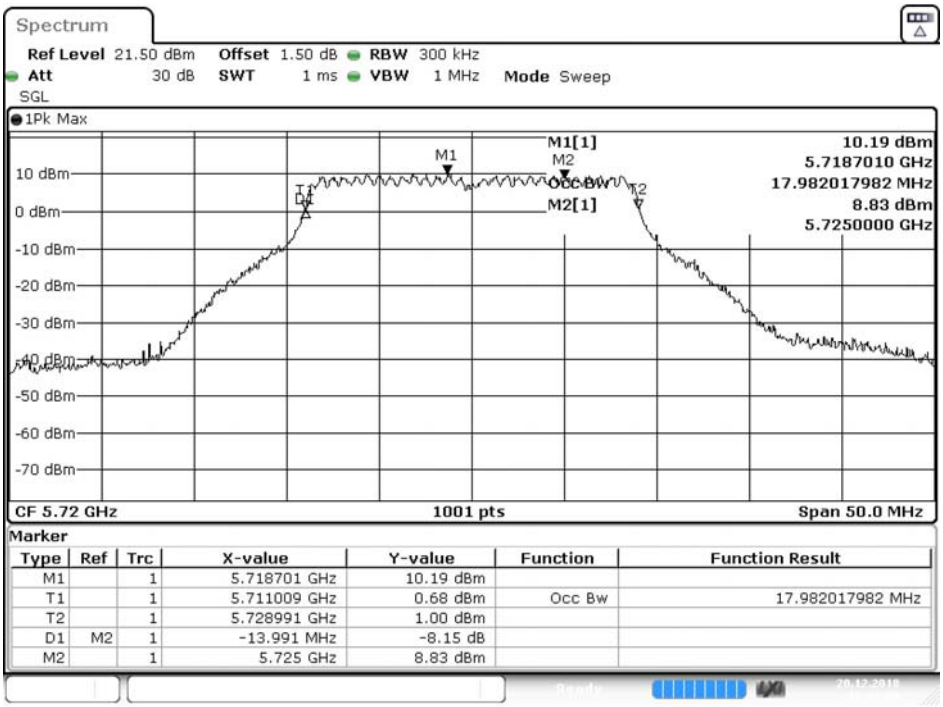

Marker

Type	Ref	Trc	X-value	Y-value	Function	Function Result
M1		1	5.718701 GHz	10.19 dBm		
T1		1	5.711009 GHz	0.68 dBm	Occ Bw	17.982017982 MHz
T2		1	5.728991 GHz	1.00 dBm		
D1	M2	1	-13.991 MHz	-8.15 dB		
M2		1	5.725 GHz	8.83 dBm		

Date: 20.DEC.2018 16:01:04

Maximum conducted output power:

Channel 144 (U-NII-2C) – Chain A

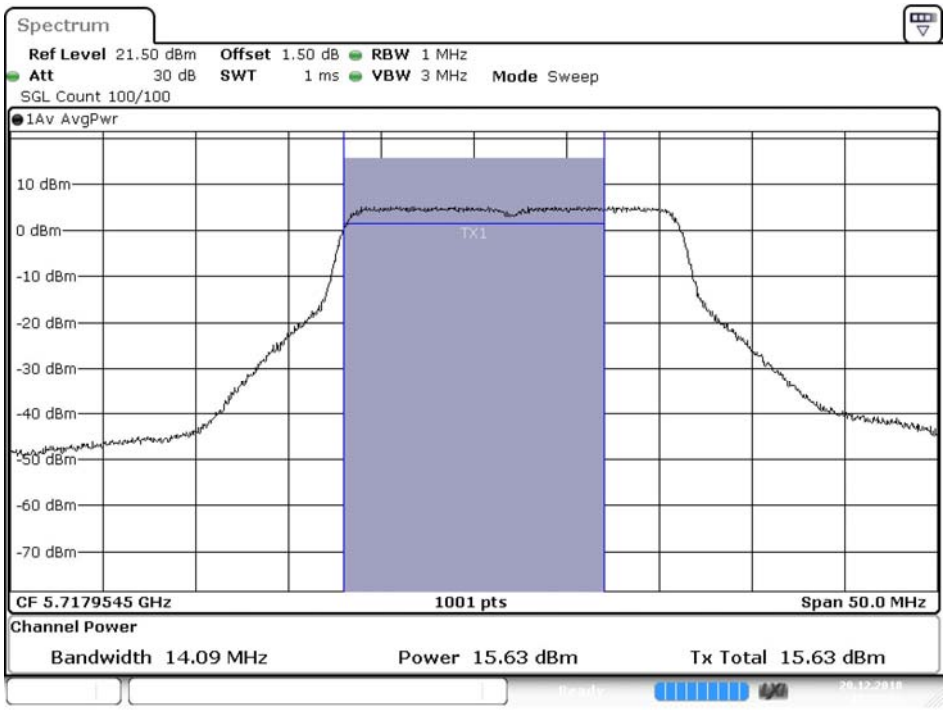

Date: 20.DEC.2018 15:55:34

Maximum conducted output power:
Channel 144 (U-NII-3) – Chain A

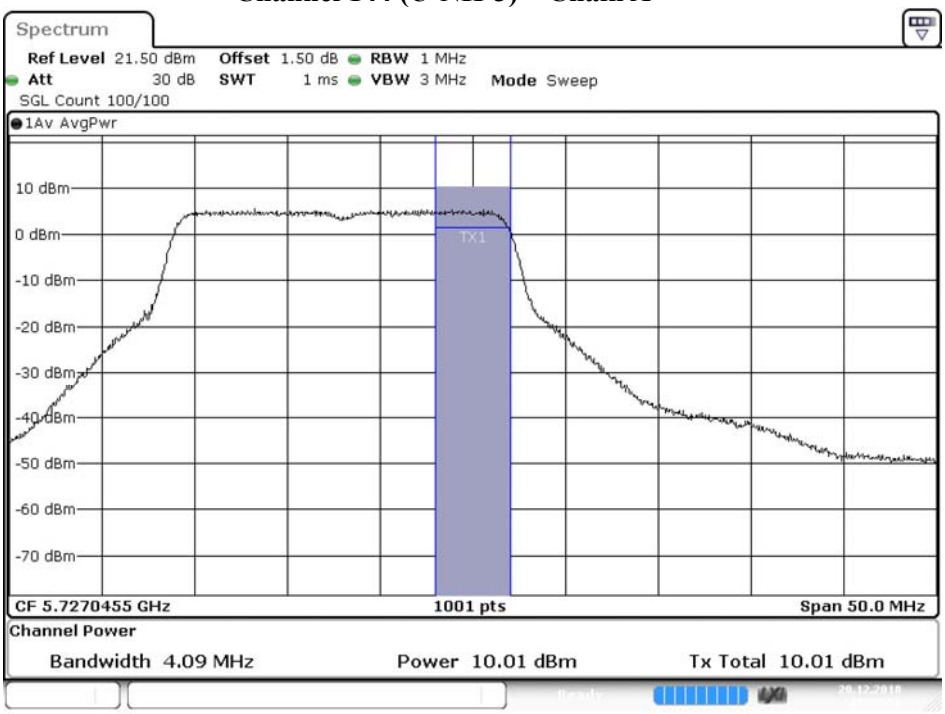

Date: 20.DEC.2018 15:55:57

Maximum conducted output power:

Channel 144 (U-NII-2C) – Chain B

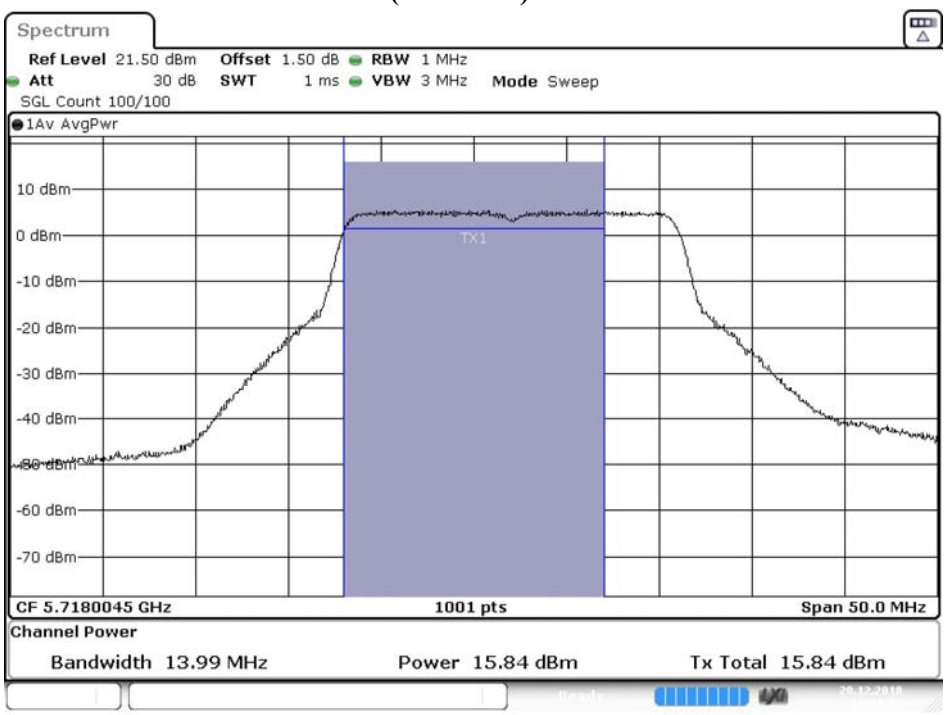

Date: 20.DEC.2018 16:01:29

Maximum conducted output power:

Channel 144 (U-NII-3) – Chain B

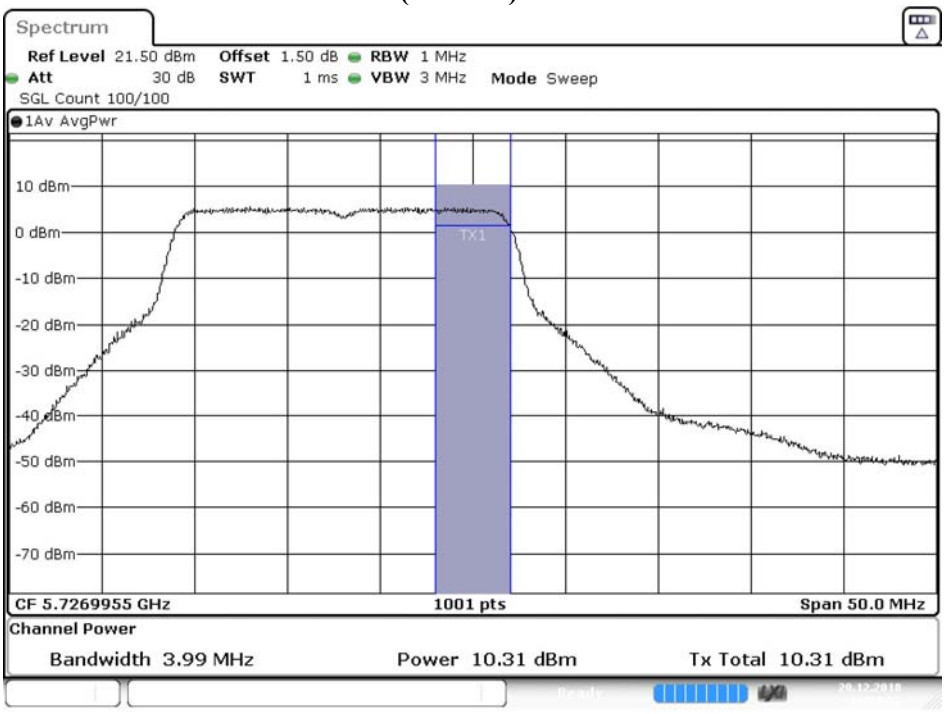

Date: 20.DEC.2018 16:01:51

Product : Intel® Wireless-AC 9560
Test Item : Maximum conducted output power
Test Date : 2018/12/20
Test Mode : Mode 3 MIMO: Transmit (802.11ac-40BW_30Mbps)

Chain A

Cable loss=1.5dB		Average Power										
Channel No.	Frequency (MHz)	Data Rate (Mbps)										Required Limit
		VTH0	VTH1	VTH2	VTH3	VTH4	VTH5	VTH6	VTH7	VTH8	VTH9	
		Measurement Level (dBm)										
142(U-NII-2C)	5710	17.29	17.26	17.21	17.19	17.15	17.12	17.08	17.05	17.01	16.98	<24dBm
142(U-NII-3)	5710	7.37	7.35	7.31	7.29	7.25	7.24	7.18	7.15	7.14	7.08	<30dBm

Note: Maximum conducted output power Value =Reading value on Spectrum Analyzer + cable loss

Chain B

Cable loss=1.5dB		Average Power										
Channel No.	Frequency (MHz)	Data Rate (Mbps)										Required Limit
		VTH0	VTH1	VTH2	VTH3	VTH4	VTH5	VTH6	VTH7	VTH8	VTH9	
		Measurement Level (dBm)										
142(U-NII-2C)	5710	17.51	17.48	17.45	17.42	17.38	17.36	17.32	17.29	17.26	17.22	<24dBm
142(U-NII-3)	5710	7.52	7.49	7.46	7.42	7.39	7.35	7.33	7.27	7.26	7.24	<30dBm

Note: Maximum conducted output power Value =Reading value on Spectrum Analyzer + cable loss

Maximum conducted output power Measurement:

Channel No	Frequency Range (MHz)	99% Bandwidth (MHz)	Chain A Power (dBm)	Chain B Power (dBm)	Output Power (dBm)	Output Power Limit		Result
						(dBm)	dBm+10log(BW)	
142(U-NII-2C)	5710	33.232	17.29	17.51	20.41	24	26.22	Pass
142(U-NII-3)	5710	--	7.37	7.52	10.46	30	--	Pass

Note:

1. Output Power (dBm) = 10LOG (Chain A Power (mW)+ Chain B Power (mW))
2. 99% Bandwidth is the bandwidth of chain A or chain Bwhichever is less bandwidth, output power limitation is more stringent.

99% Occupied Bandwidth:

Channel 142 – Chain A

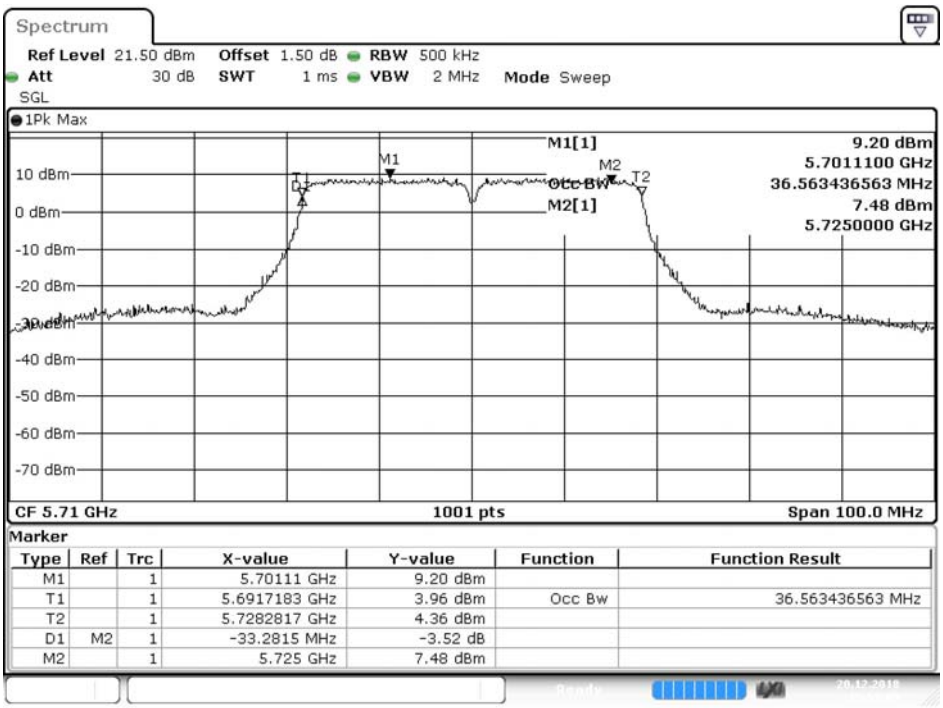

Marker

Type	Ref	Trc	X-value	Y-value	Function	Function Result
M1		1	5.70111 GHz	9.20 dBm		
T1		1	5.6917183 GHz	3.96 dBm	Occ Bw	36.563436563 MHz
T2		1	5.7282817 GHz	4.36 dBm		
D1	M2	1	-33.2815 MHz	-3.52 dB		
M2		1	5.725 GHz	7.48 dBm		

Date: 20.DEC.2018 15:57:05

99% Occupied Bandwidth:

Channel 142 – Chain B

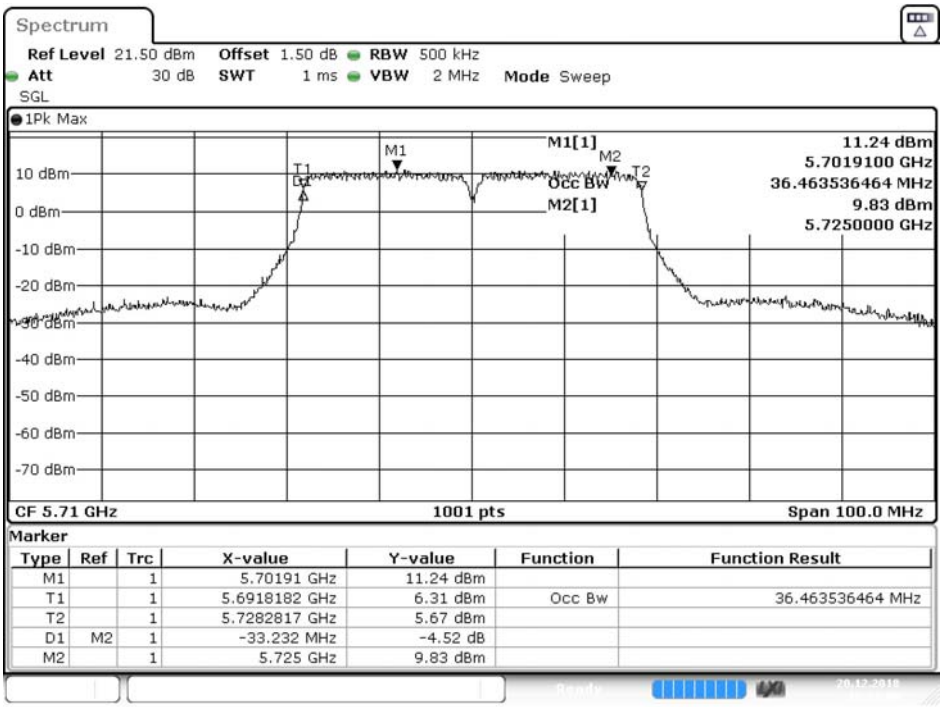

Marker

Type	Ref	Trc	X-value	Y-value	Function	Function Result
M1		1	5.70191 GHz	11.24 dBm		
T1		1	5.6918182 GHz	6.31 dBm	Occ Bw	36.463536464 MHz
T2		1	5.7282817 GHz	5.67 dBm		
D1	M2	1	-33.232 MHz	-4.52 dB		
M2		1	5.725 GHz	9.83 dBm		

Date: 20.DEC.2018 16:03:00

Maximum conducted output power:

Channel 142 (U-NII-2C) – Chain A

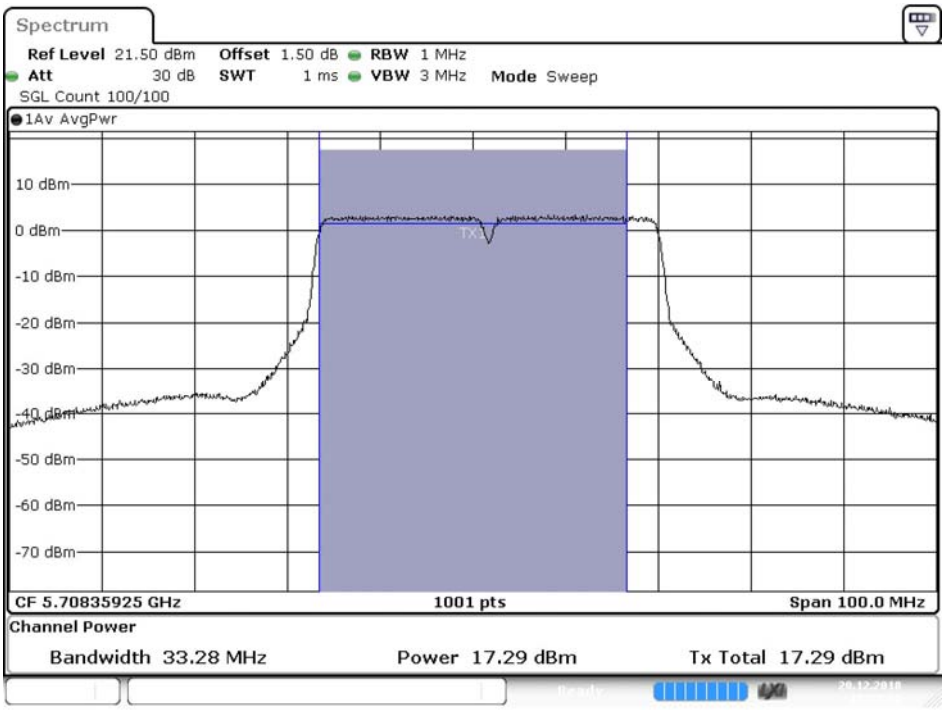

Date: 20.DEC.2018 15:57:30

Maximum conducted output power:
Channel 142 (U-NII-3) – Chain A

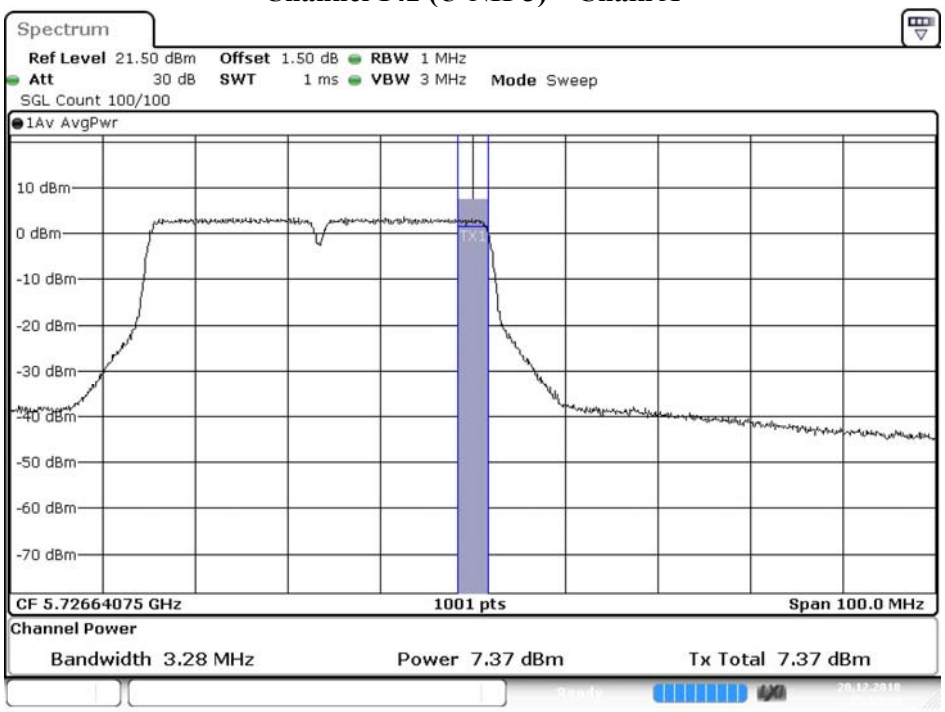

Date: 20.DEC.2018 15:57:53

Maximum conducted output power:

Channel 142 (U-NII-2C) – Chain B

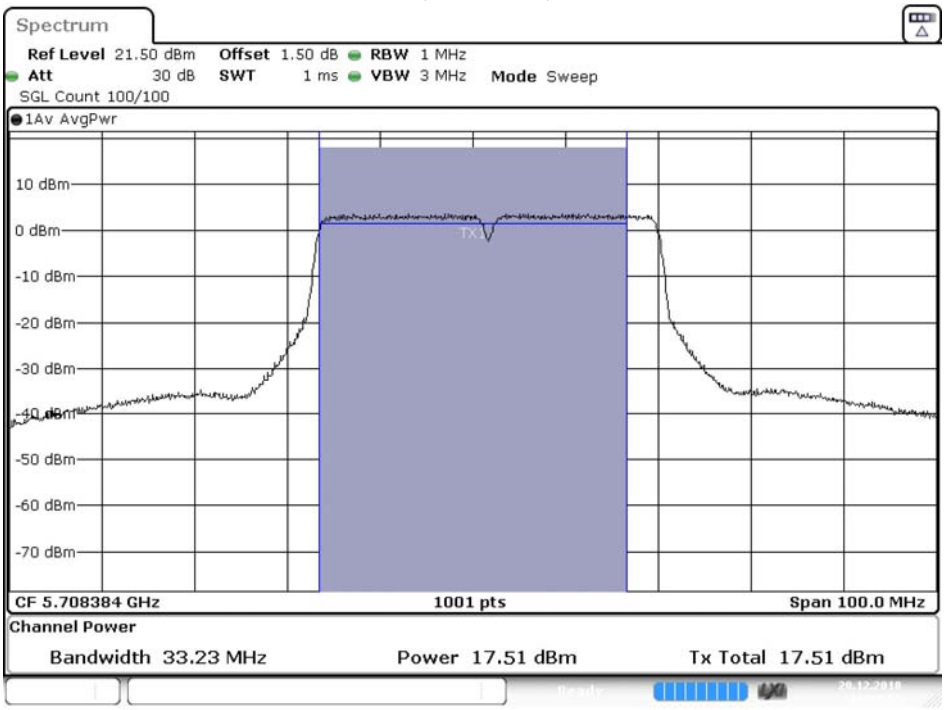

Date: 20.DEC.2018 16:03:25

Maximum conducted output power:

Channel 142 (U-NII-3) – Chain B

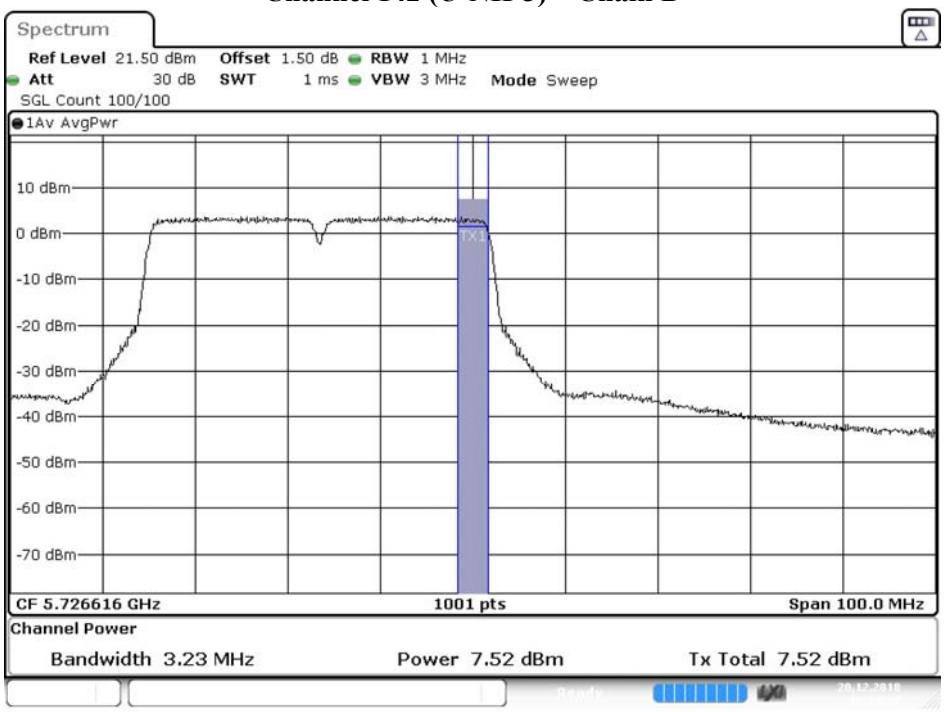

Date: 20.DEC.2018 16:03:47

Product : Intel® Wireless-AC 9560
Test Item : Maximum conducted output power
Test Date : 2018/12/20
Test Mode : Mode 3 MIMO: Transmit (802.11ac-80BW_65Mbps)

Chain A

Cable loss=1.5dB		Average Power										
Channel No	Frequency (MHz)	Data Rate (Mbps)										Required Limit
		VTH0	VTH1	VTH2	VTH3	VTH4	VTH5	VTH6	VTH7	VTH8	VTH9	
42	5210	12.57	12.55	12.51	12.47	12.45	12.42	12.39	12.35	12.31	12.28	<24dBm
58	5290	11.52	11.49	11.45	11.42	11.39	11.34	11.31	11.28	11.25	11.22	<24dBm
106	5530	14.18	--	--	--	--	--	--	--	--	--	<24dBm
122	5610	17.60	17.58	17.55	17.53	17.47	17.46	17.42	17.38	17.36	17.31	<24dBm
138(U-NII-2C)	5690	17.68	--	--	--	--	--	--	--	--	--	<24dBm
138(U-NII-3)	5690	-0.77	--	--	--	--	--	--	--	--	--	<30dBm
155	5775	16.71	16.69	16.66	16.62	16.58	16.55	16.52	16.48	16.44	16.42	<30dBm

Note: Maximum conducted output power Value =Reading value on Spectrum Analyzer + cable loss

Chain B

Cable loss=1.5dB		Average Power										
Channel No	Frequency (MHz)	Data Rate (Mbps)										Required Limit
		VTH0	VTH1	VTH2	VTH3	VTH4	VTH5	VTH6	VTH7	VTH8	VTH9	
42	5210	12.59	12.56	12.53	12.47	12.44	12.42	12.38	12.36	12.31	12.29	<24dBm
58	5290	11.63	11.61	11.59	11.56	11.53	11.48	11.45	11.42	11.38	11.34	<24dBm
106	5530	13.99	--	--	--	--	--	--	--	--	--	<24dBm
122	5610	17.66	17.64	17.61	17.57	17.55	17.52	17.48	17.44	17.41	17.37	<24dBm
138(U-NII-2C)	5690	17.54	--	--	--	--	--	--	--	--	--	<24dBm
138(U-NII-3)	5690	-0.66	--	--	--	--	--	--	--	--	--	<30dBm
155	5775	16.70	16.69	16.66	16.63	16.58	16.56	16.52	16.49	16.46	16.41	<30dBm

Note: Maximum conducted output power Value =Reading value on Spectrum Analyzer + cable loss

Maximum conducted output power Measurement:

Channel No	Frequency Range (MHz)	99% Bandwidth (MHz)	Chain A Power (dBm)	Chain B Power (dBm)	Output Power (dBm)	Output Power Limit		Result
						(dBm)	dBm+10log(BW)	
42	5210	--	12.57	12.59	15.59	24	--	Pass
58	5290	74.925	11.52	11.63	14.59	24	29.75	Pass
106	5530	74.925	14.18	13.99	17.10	24	29.75	Pass
122	5610	75.124	17.60	17.66	20.64	24	29.76	Pass
138(U-NII-2C)	5690	72.462	17.68	17.54	20.62	24	29.60	Pass
138(U-NII-3)	5690	--	-0.77	-0.66	2.30	30	--	Pass
155	5775	--	16.71	16.70	19.72	30	--	Pass

Note:

1. Output Power (dBm) = 10LOG (Chain A Power (mW)+ Chain B Power (mW))
2. 99% Bandwidth is the bandwidth of chain A or chain Bwhichever is less bandwidth, output power limitation is more stringent.

99% Occupied Bandwidth:

Channel 42– Chain A

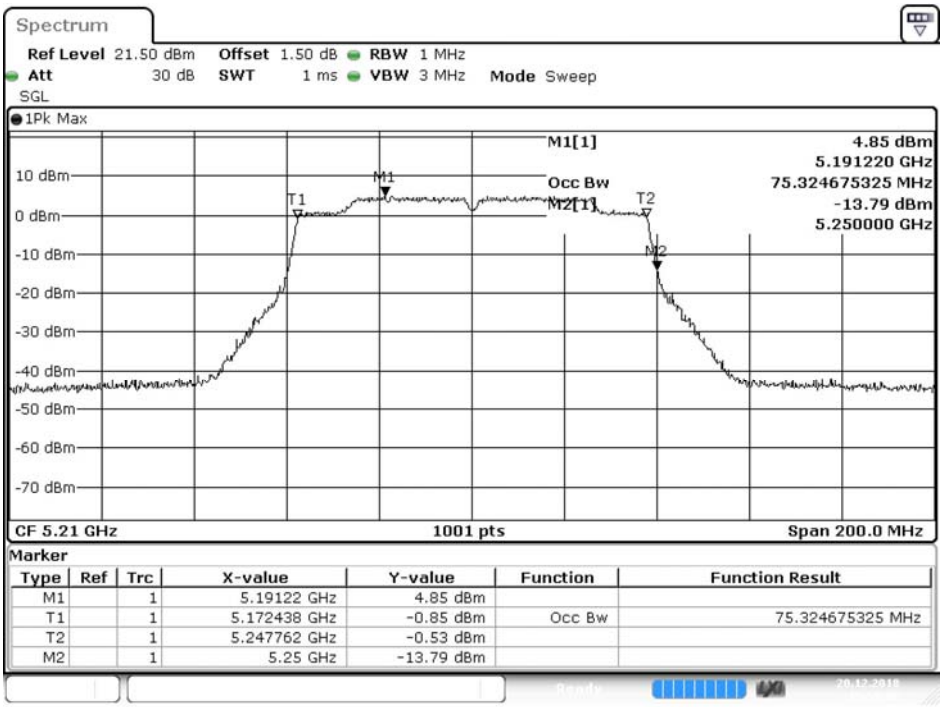

Marker

Type	Ref	Trc	X-value	Y-value	Function	Function Result
M1		1	5.19122 GHz	4.85 dBm		
T1		1	5.172438 GHz	-0.85 dBm	Occ Bw	75.324675325 MHz
T2		1	5.247762 GHz	-0.53 dBm		
M2		1	5.25 GHz	-13.79 dBm		

Date: 20.DEC.2018 15:59:03

Channel 42– Chain B

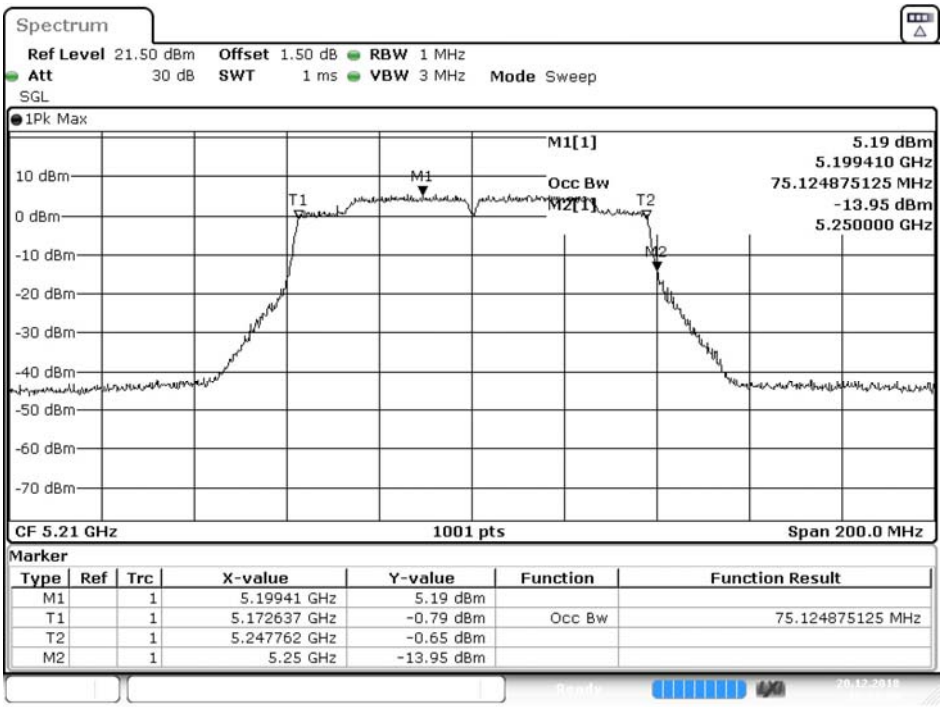

Marker

Type	Ref	Trc	X-value	Y-value	Function	Function Result
M1		1	5.19941 GHz	5.19 dBm		
T1		1	5.172637 GHz	-0.79 dBm	Occ Bw	75.124875125 MHz
T2		1	5.247762 GHz	-0.65 dBm		
M2		1	5.25 GHz	-13.95 dBm		

Date: 20.DEC.2018 16:04:58

Channel 58 – Chain A

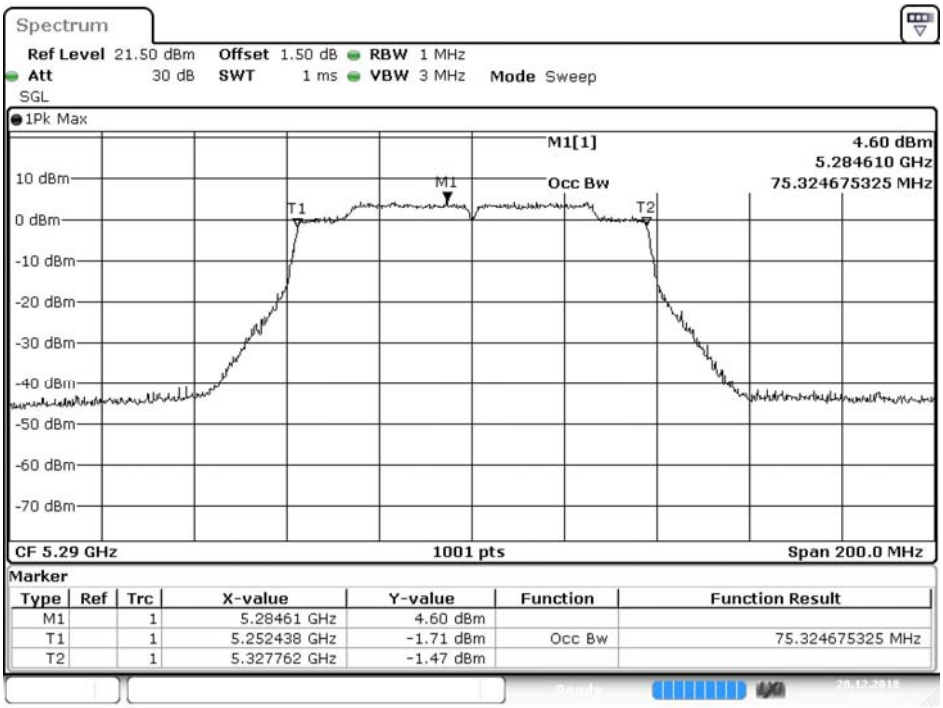

Date: 20.DEC.2018 16:00:42

Channel 58 – Chain B

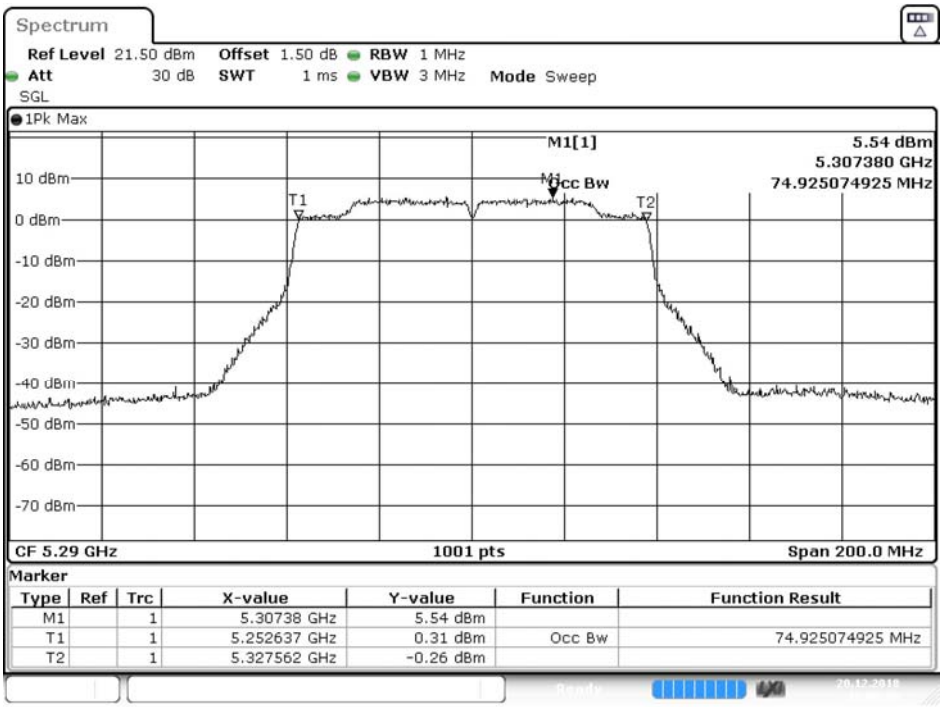

Date: 20.DEC.2018 16:06:37

Channel 106 – Chain A

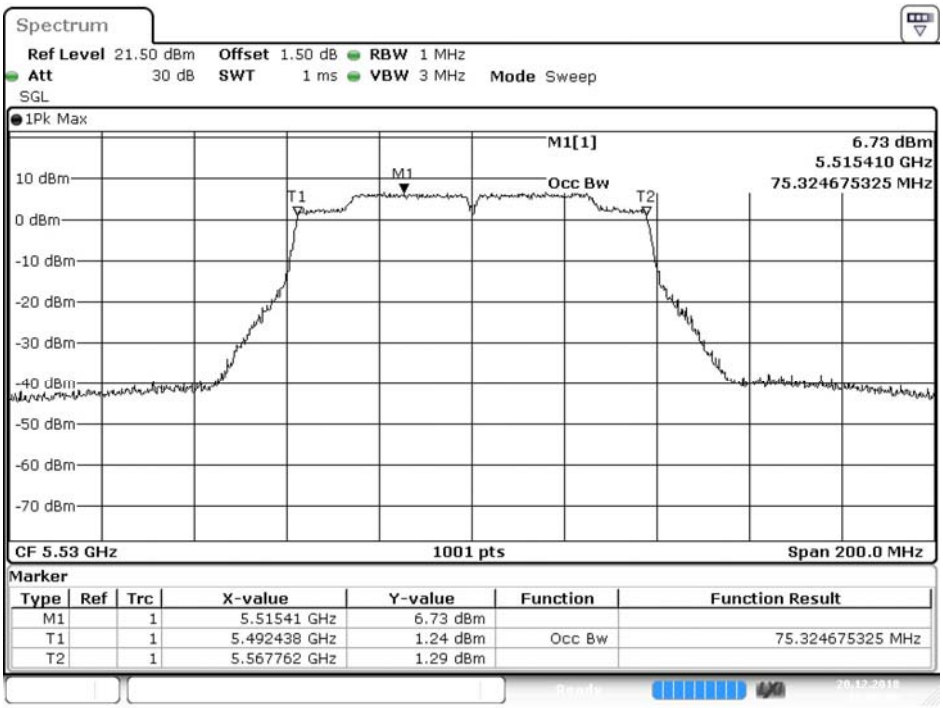

Marker

Type	Ref	Trc	X-value	Y-value	Function	Function Result
M1		1	5.51541 GHz	6.73 dBm		
T1		1	5.492438 GHz	1.24 dBm	Occ Bw	75.324675325 MHz
T2		1	5.567762 GHz	1.29 dBm		

Date: 20.DEC.2018 16:06:45

Channel 106 – Chain B

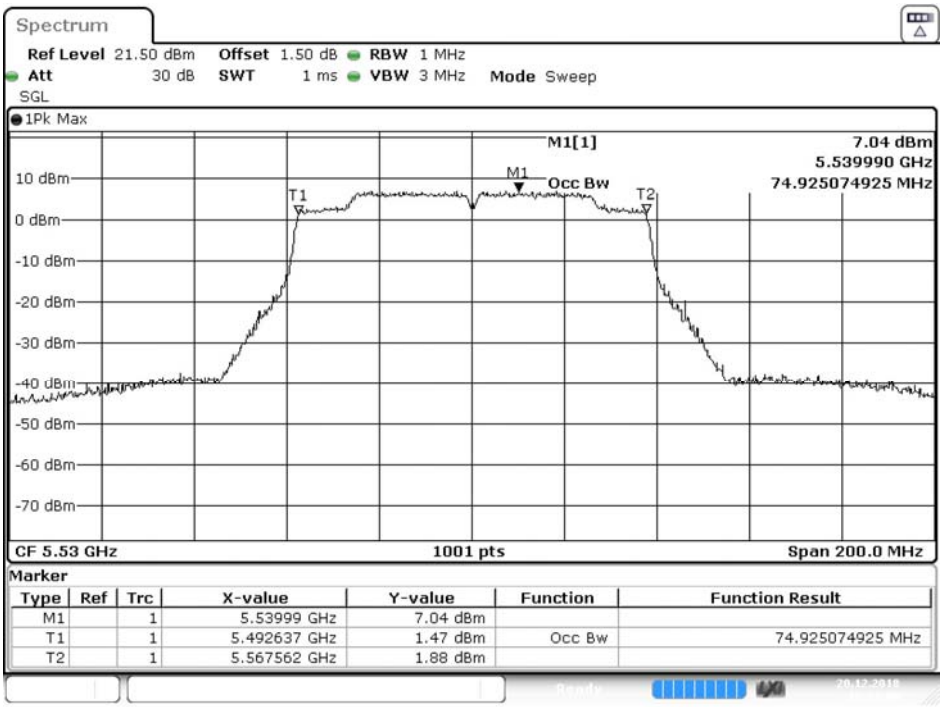

Marker

Type	Ref	Trc	X-value	Y-value	Function	Function Result
M1		1	5.53999 GHz	7.04 dBm		
T1		1	5.492637 GHz	1.47 dBm	Occ Bw	74.925074925 MHz
T2		1	5.567562 GHz	1.88 dBm		

Date: 20.DEC.2018 16:12:40

Channel 122 – Chain A

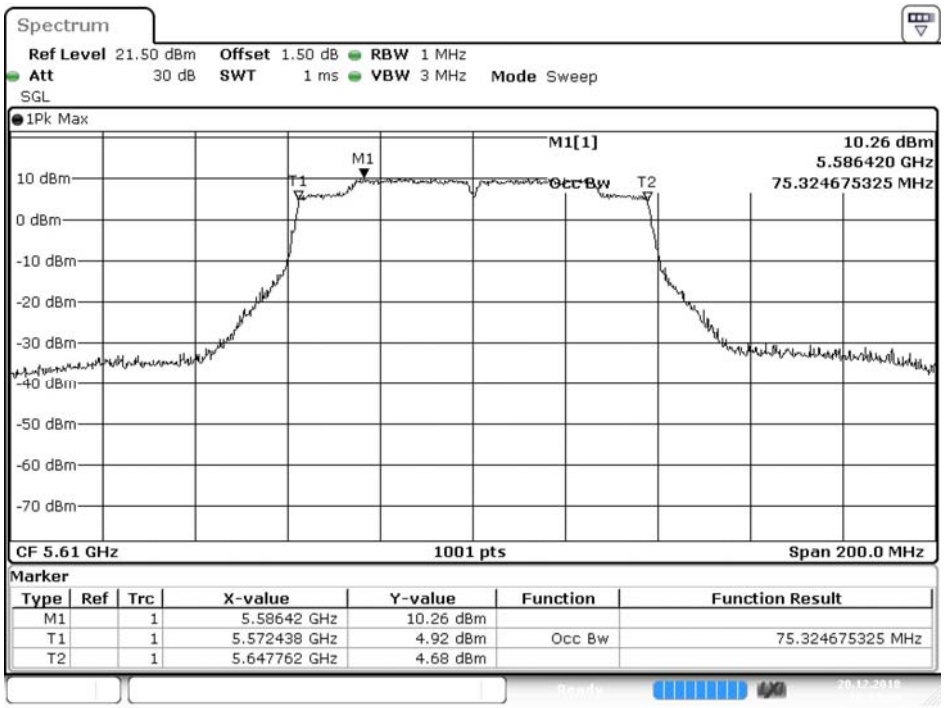

Date: 20.DEC.2018 16:08:20

Channel 122 – Chain B

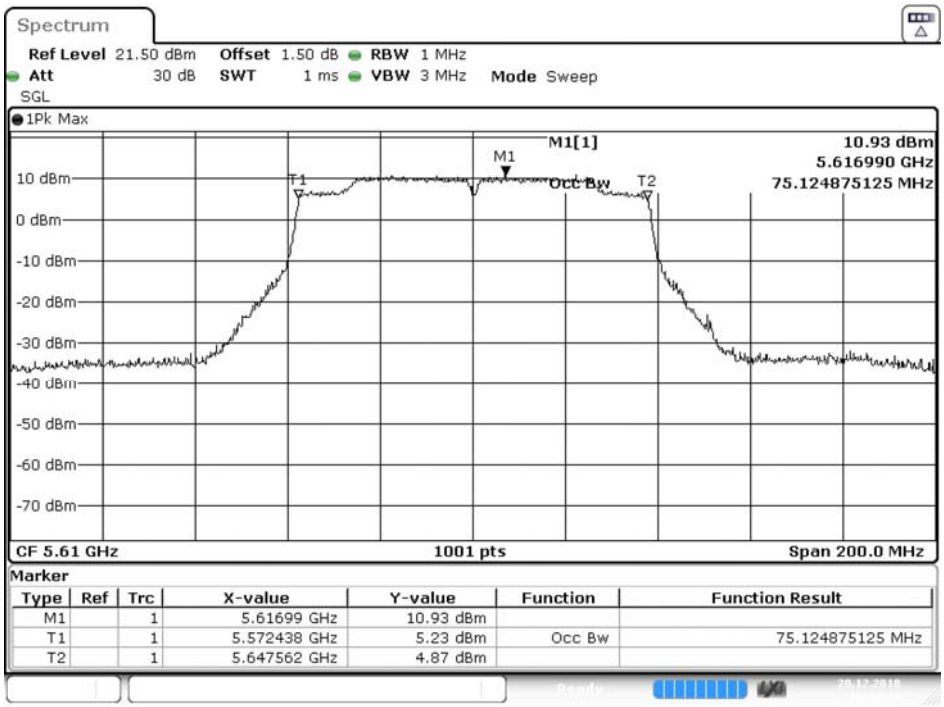

Date: 20.DEC.2018 16:14:15

Channel 138 – Chain A

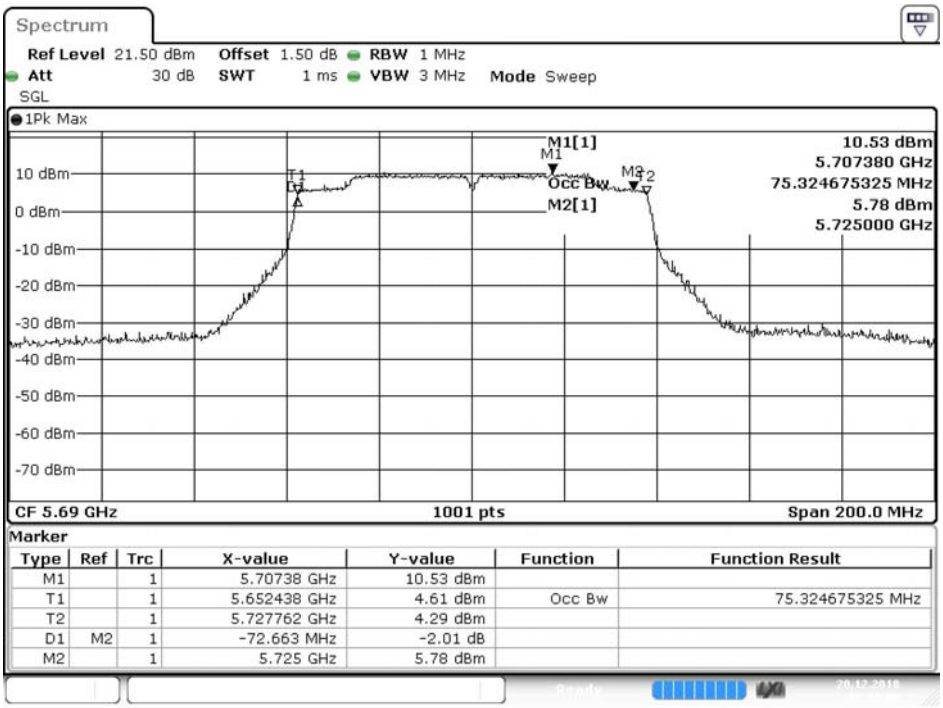

Date: 20.DEC.2018 16:09:47

Channel 138 – Chain B

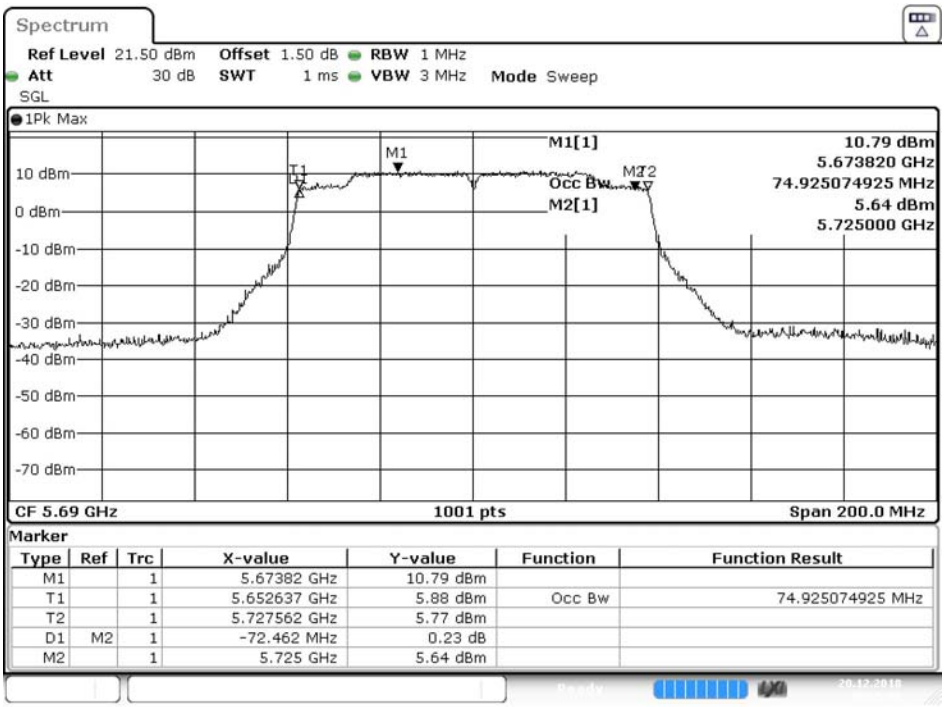

Date: 20.DEC.2018 16:15:41

Channel 155 – Chain A

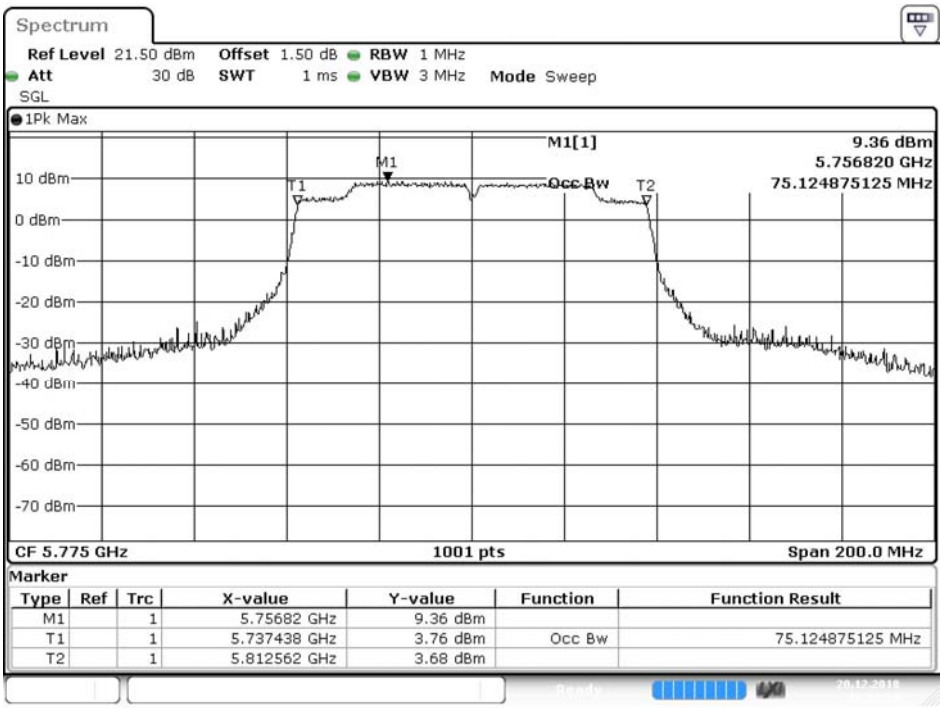

Date: 20.DEC.2018 16:21:11

Channel 155 – Chain B

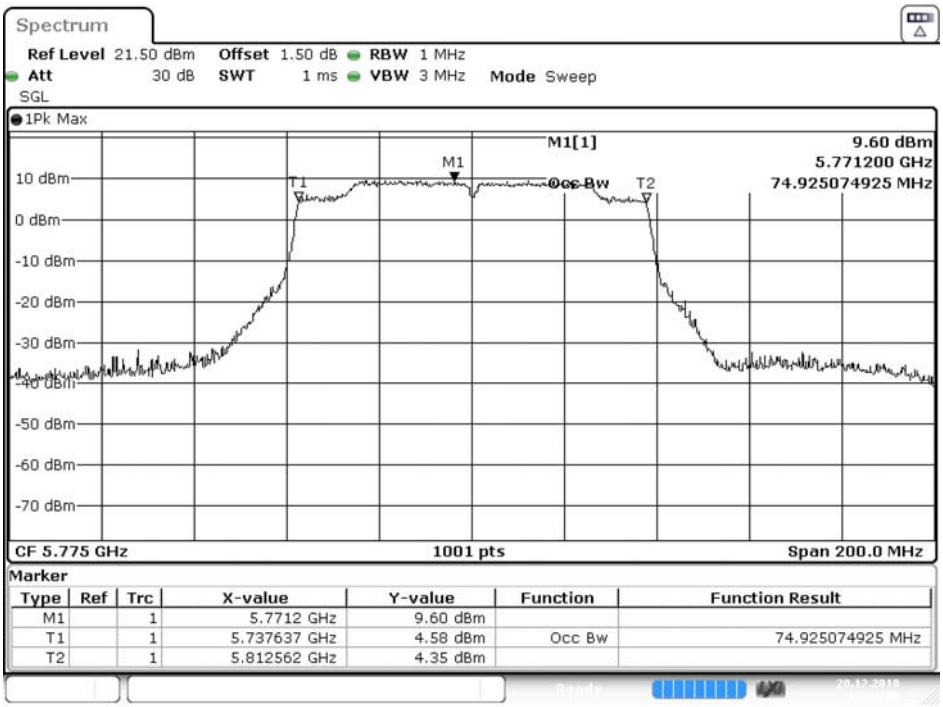

Date: 20.DEC.2018 16:27:06

Maximum conducted output power:

Channel 42 – Chain A

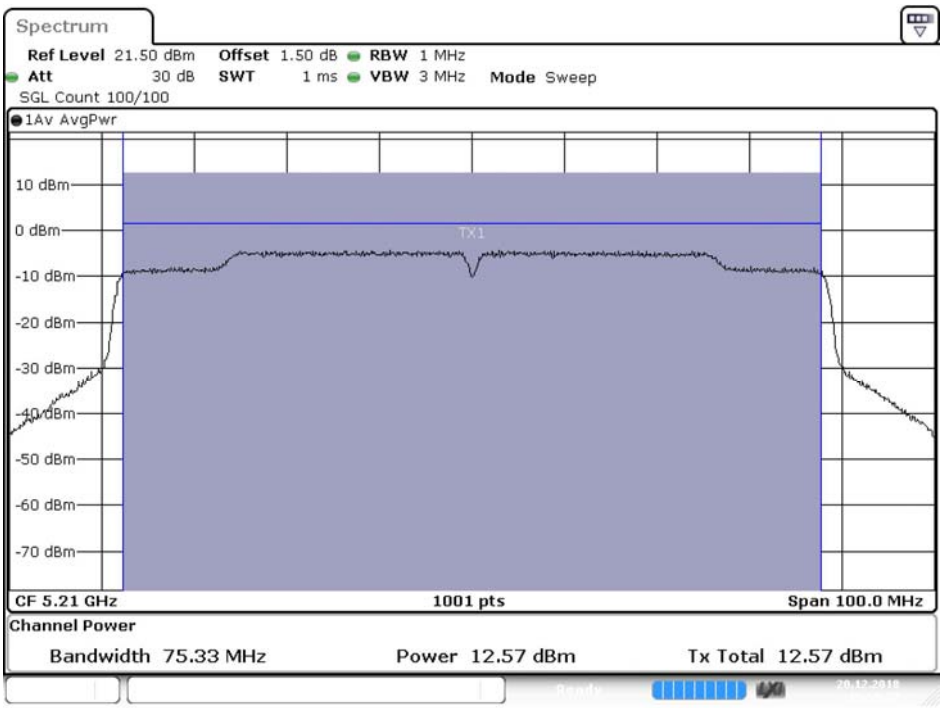

Date: 20.DEC.2018 15:59:28

Maximum conducted output power:

Channel 42 – Chain B

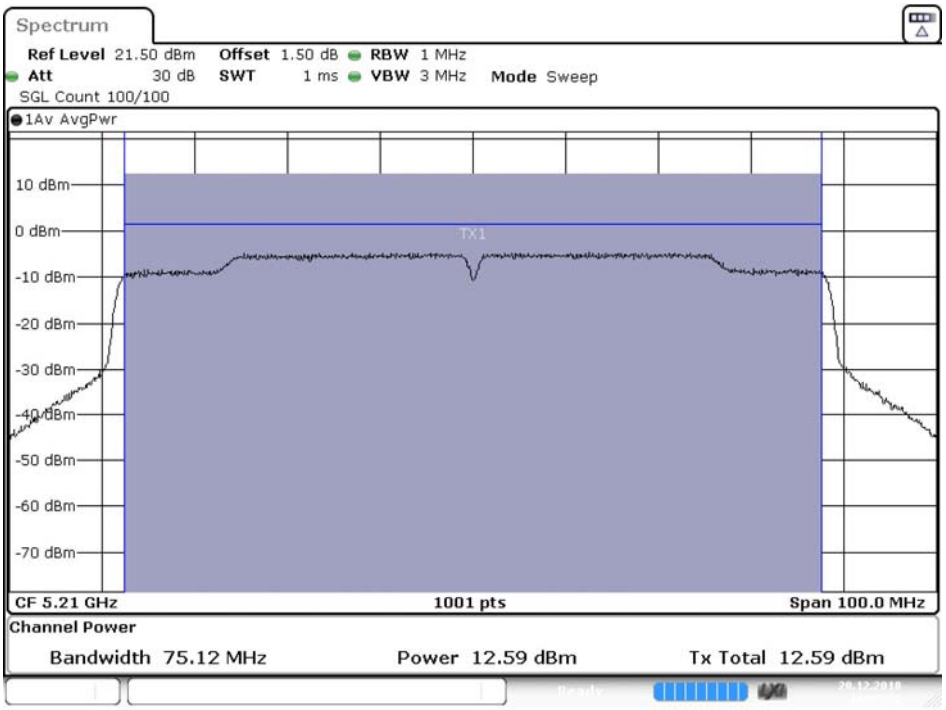

Date: 20.DEC.2018 16:05:22

Maximum conducted output power:

Channel 58 – Chain A

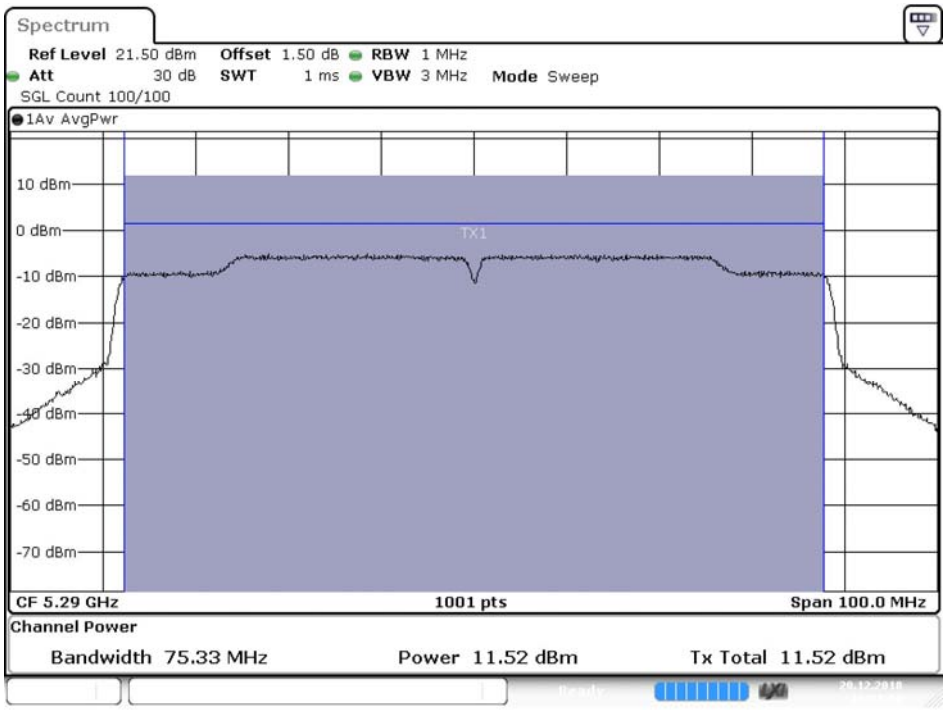

Date: 20.DEC.2018 16:01:07

Maximum conducted output power:

Channel 58 – Chain B

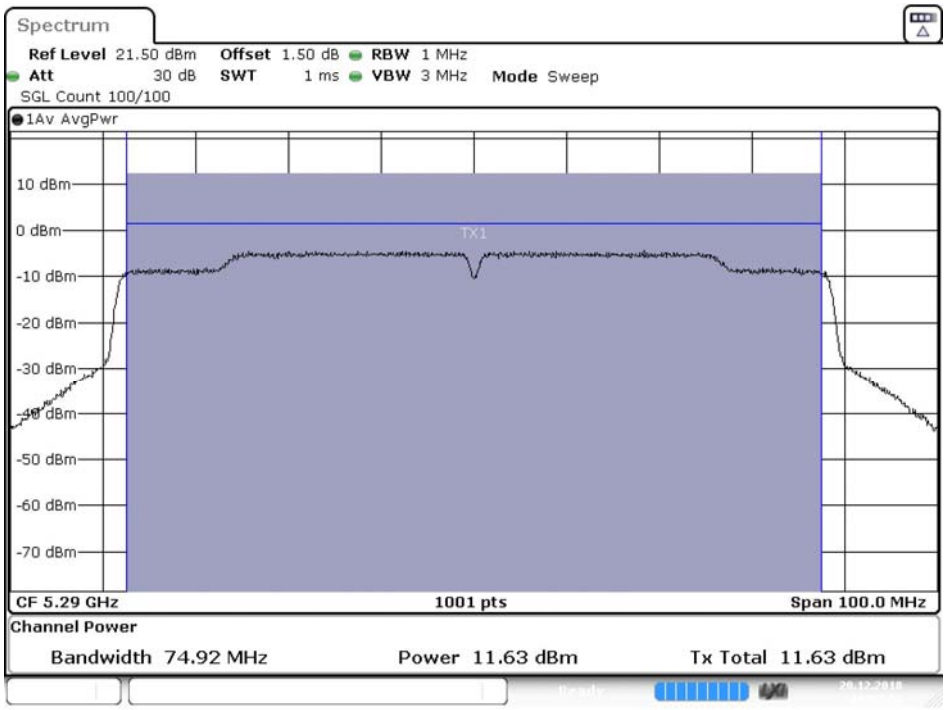

Date: 20.DEC.2018 16:07:01

Maximum conducted output power:

Channel 106 – Chain A

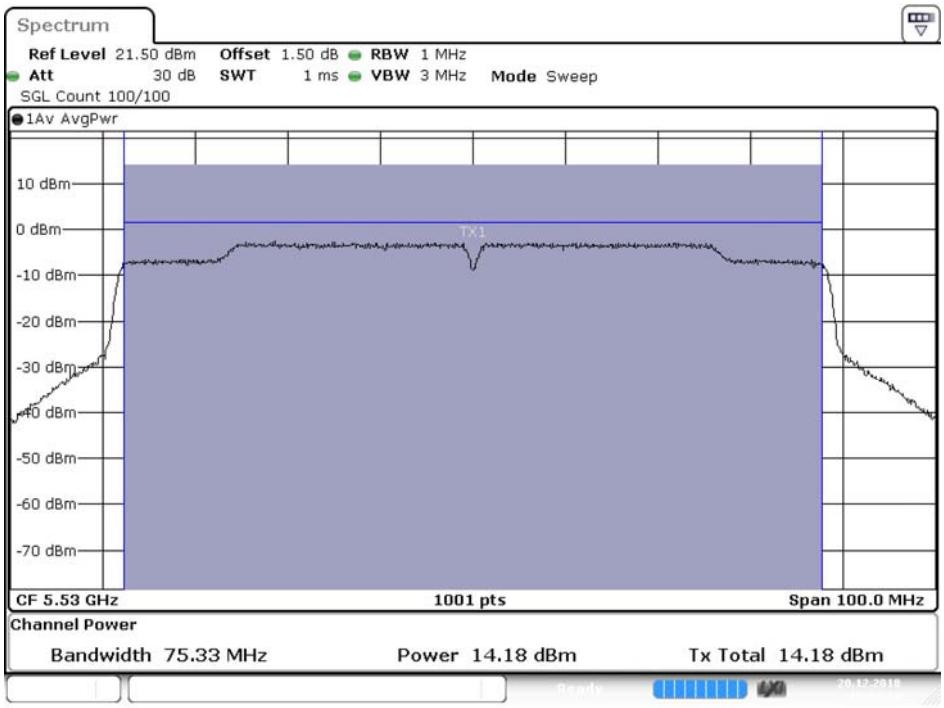

Date: 20.DEC.2018 16:07:10

Maximum conducted output power:

Channel 106 – Chain B

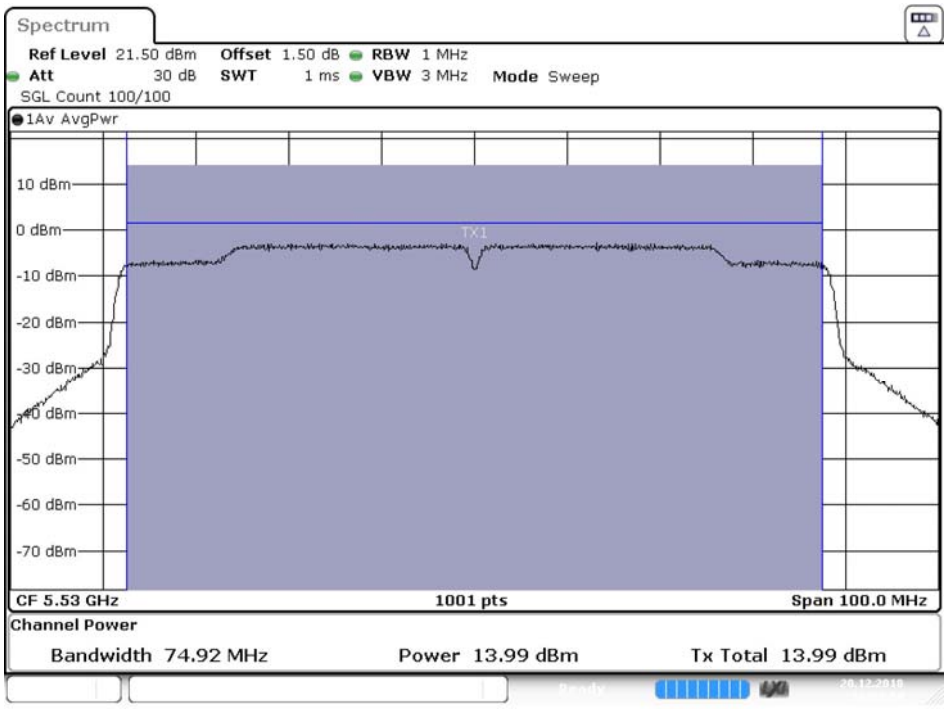

Date: 20.DEC.2018 16:13:05

Maximum conducted output power:

Channel 122 – Chain A

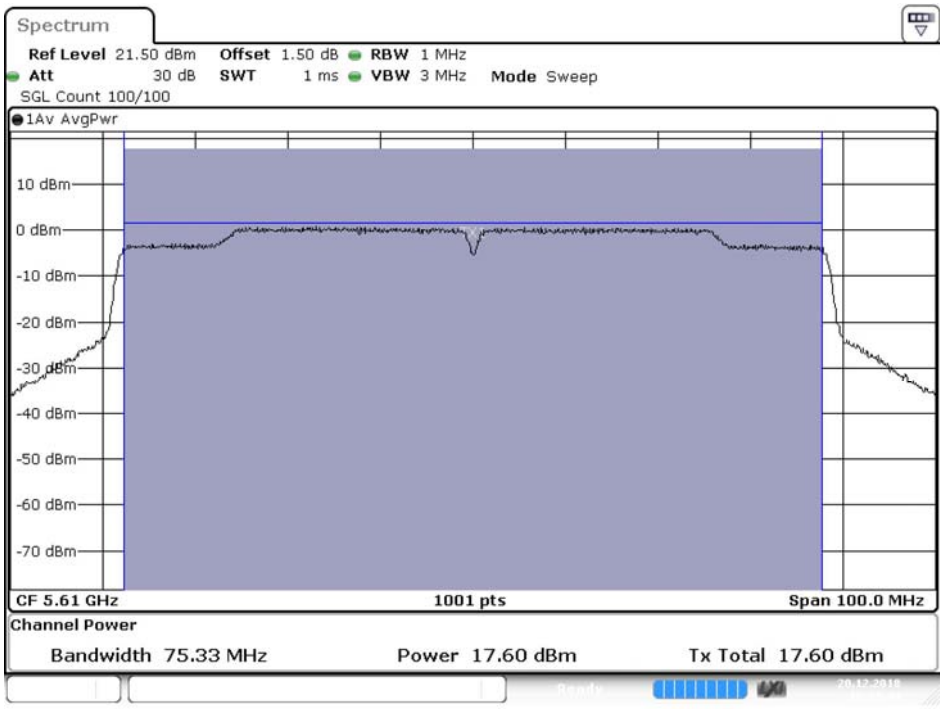

Date: 20.DEC.2018 16:08:45

Maximum conducted output power:

Channel 122 – Chain B

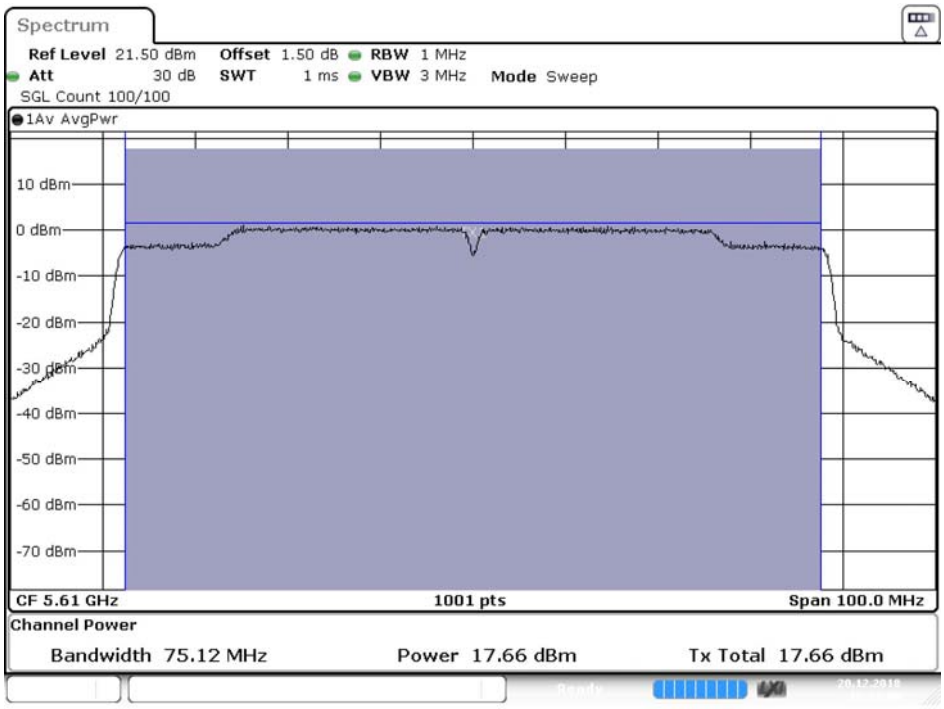

Date: 20.DEC.2018 16:14:40

Maximum conducted output power:

Channel 138 (U-NII-2C) – Chain A

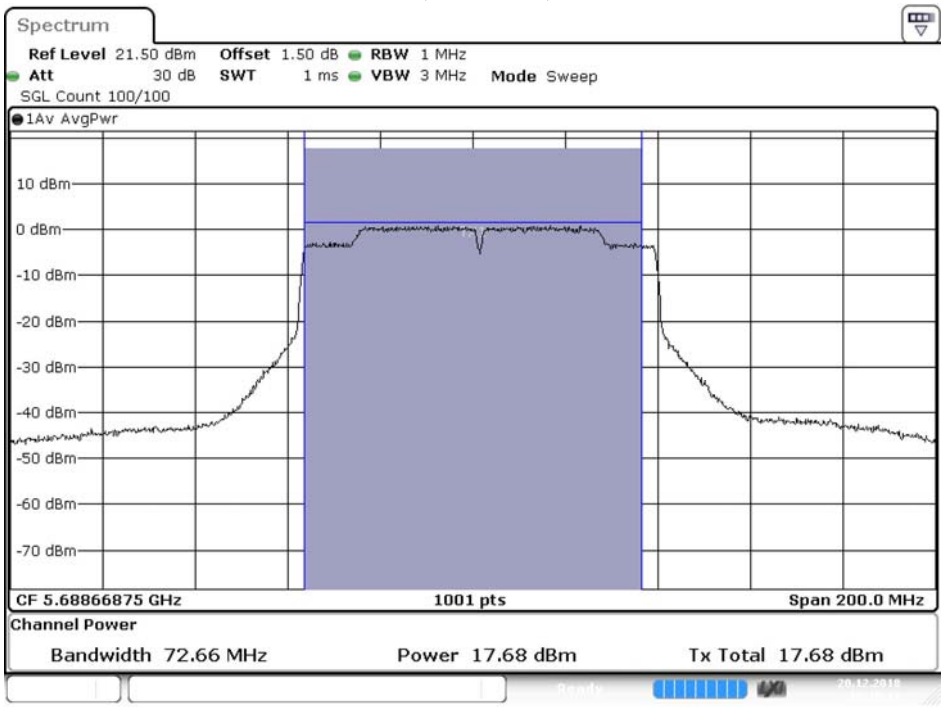

Date: 20.DEC.2018 16:10:11

Maximum conducted output power:

Channel 138 (U-NII-3) – Chain A

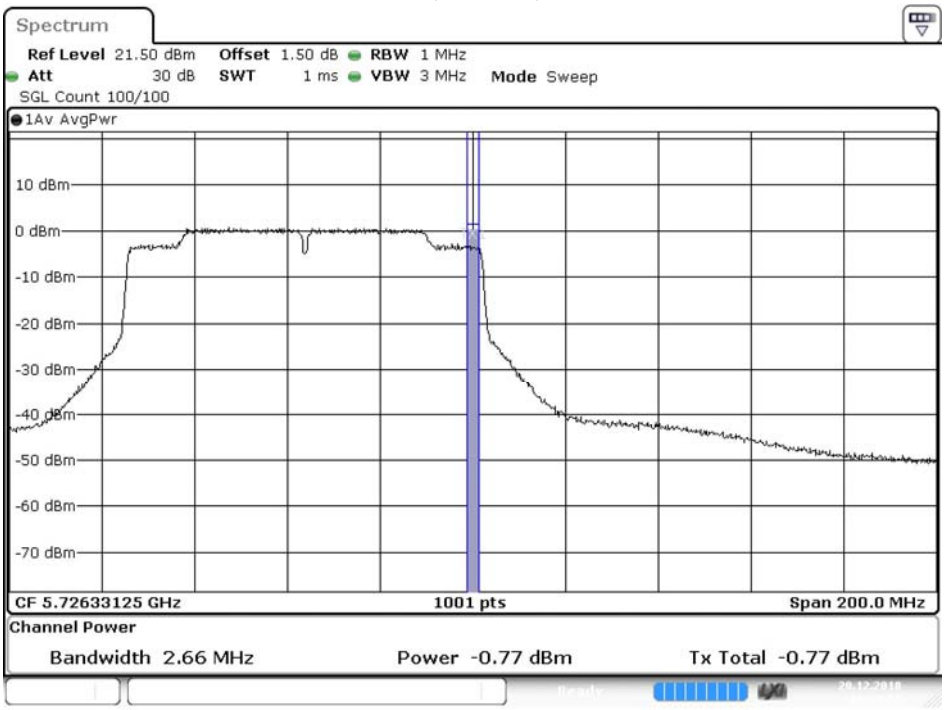

Date: 20.DEC.2018 16:10:34

Maximum conducted output power:

Channel 138 (U-NII-2C) – Chain B

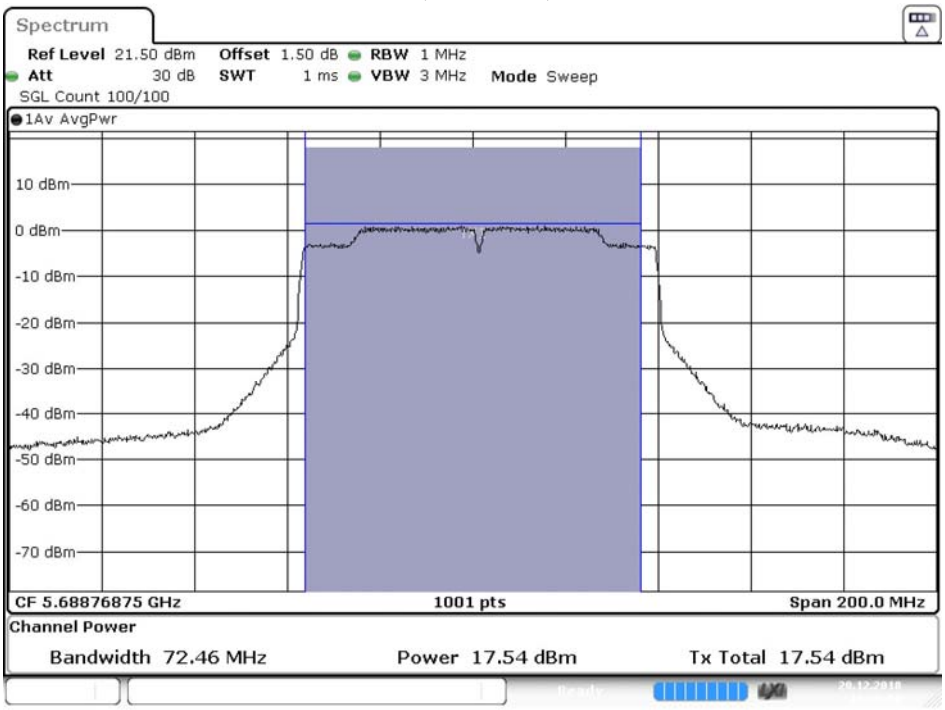

Date: 20.DEC.2018 16:16:06

Maximum conducted output power:

Channel 138 (U-NII-3) – Chain B

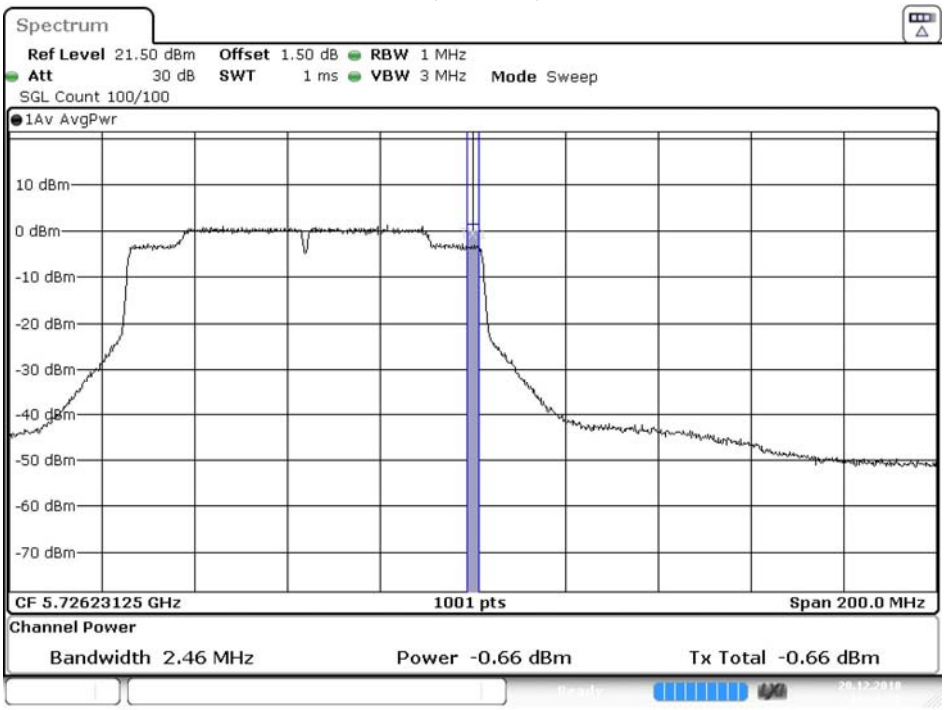

Date: 20.DEC.2018 16:16:29

Maximum conducted output power:

Channel 155 – Chain A

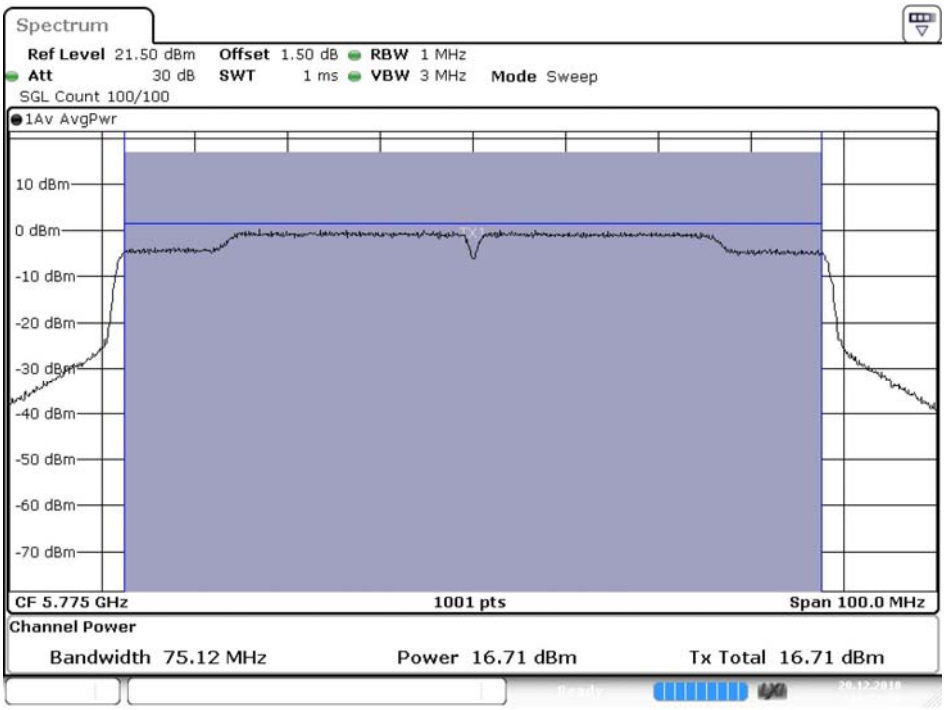

Date: 20.DEC.2018 16:21:36

Maximum conducted output power:

Channel 155 – Chain B

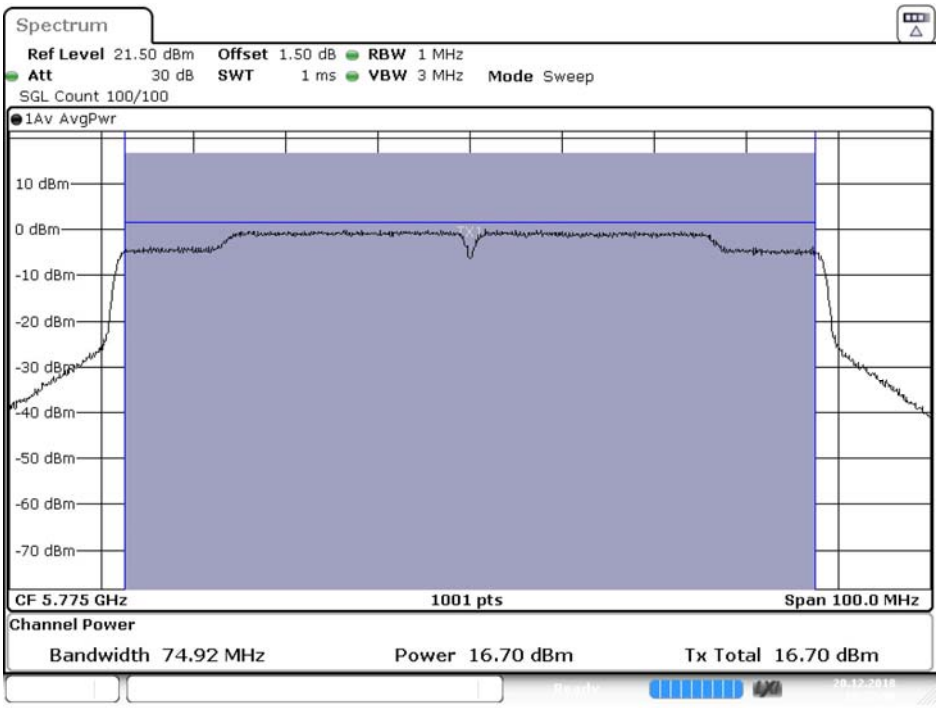

Date: 20.DEC.2018 16:27:31