3. Radiated Emission

3.1. Test Setup

Radiated Emission Under 30MHz

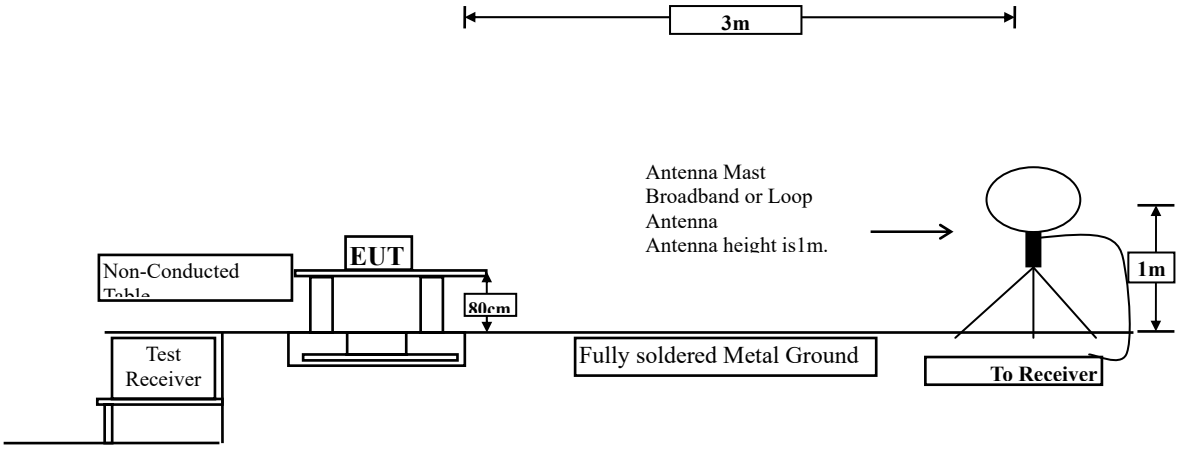

Radiated Emission Below 1GHz

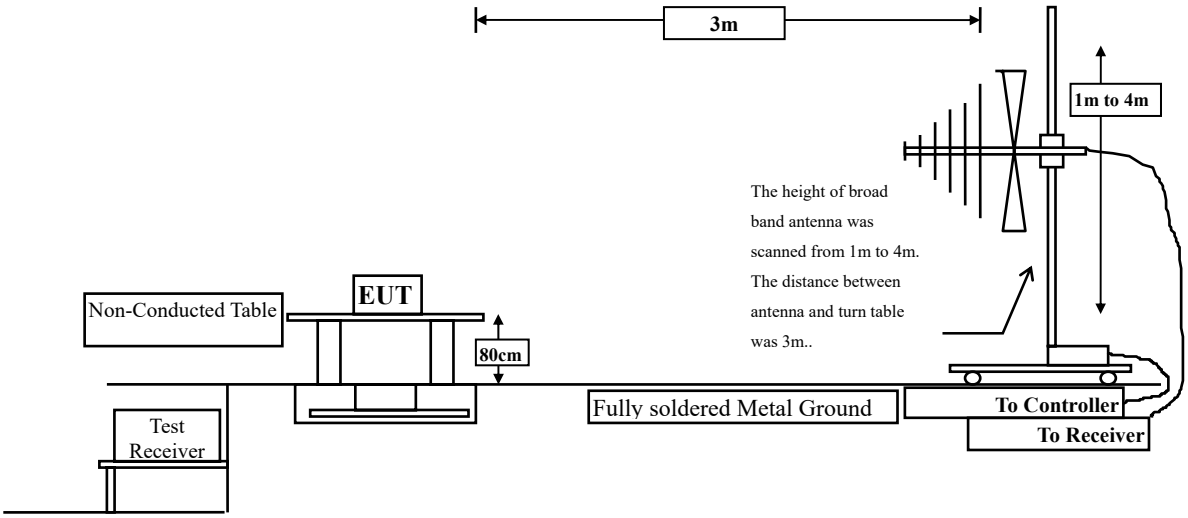

Radiated Emission Above 1GHz

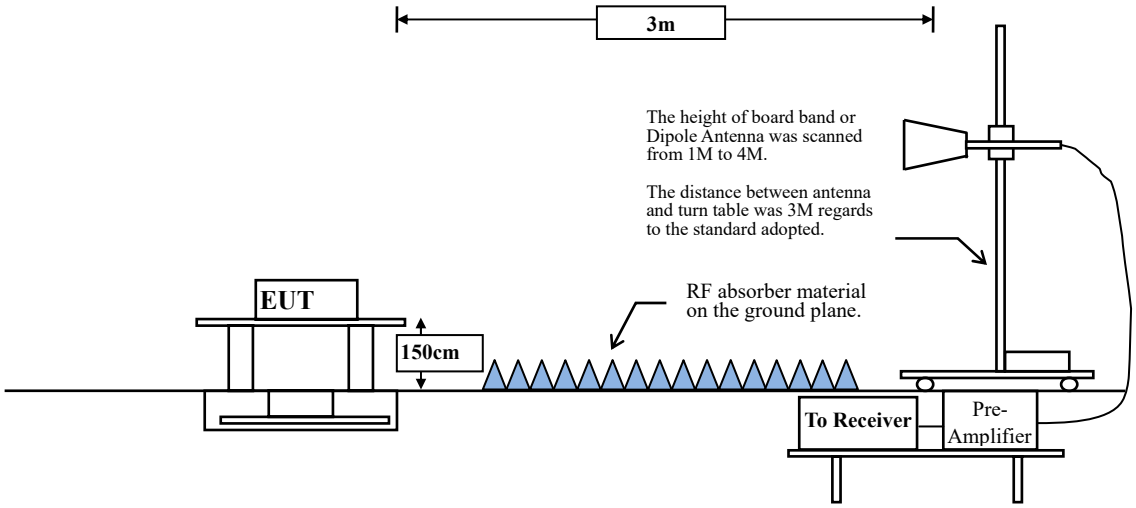

3.2. Limits

Emissions radiated outside of the specified frequency bands, except for harmonics, shall be attenuated by at least 20dB below the level of the fundamental or to the general radiated emission limits in paragraph 15.209, whichever is the lesser attenuation.

FCC Part 15 Subpart C Paragraph 15.209(a) Limits		
Frequency MHz	Field strength (microvolts/meter)	Measurement distance (meter)
0.009-0.490	2400/F(kHz)	300
0.490-1.705	24000/F(kHz)	30
1.705-30	30	30
30-88	100	3
88-216	150	3
216-960	200	3
Above 960	500	3

Remarks: E field strength (dBμV/m) = 20 log E field strength (uV/m)

3.3. Test Procedure

The EUT was setup according to ANSI C63.10, 2013 and tested according to FCC KDB-789033 test procedure for compliance to FCC 47CFR 15. 407 requirements.

Measuring the frequency range below 1GHz, the EUT is placed on a turn table which is 0.8 meter above ground,when measuring the frequency range above 1GHz, the EUT is placed on a turn table which is 1.5 meter above ground.

The turn table is rotated 360 degrees to determine the position of the maximum emission level.

The EUT was positioned such that the distance from antenna to the EUT was 3 meters.

The antenna is scanned between 1 meter and 4 meters to find out the maximum emission level. This is repeated for both horizontal and vertical polarization of the antenna. In order to find the maximum emission, all of the interface cables were manipulated according to ANSI C63.10: 2013 on radiated measurement.

The resolution bandwidth below 30MHz setting on the field strength meter is 9kHz and 30MHz~1GHz is 120kHz and above 1GHz is 1MHz.

Radiated emission measurements below 30MHz are made using Loop Antenna and 30MHz~1GHz are made using broadband Bilog antenna and above 1GHz are made using Horn Antennas.

The measurement is divided into the Preliminary Measurement and the Final Measurement.

The suspected frequencies are searched for in Preliminary Measurement with the measurement antenna kept pointed at the source of the emission both in azimuth and elevation, with the polarization of the antenna oriented for maximum response. The antenna is pointed at an angle towards the source of the emission, and the EUT is rotated in both height and polarization to maximize the measured emission. The emission is kept within the illumination area of the 3 dB bandwidth of the antenna.

The measurement frequency range form 9kHz - 10th Harmonic of fundamental was investigated.

RBW and VBW Parameter setting:

According to KDB 789033 section II.G.5 Procedure for Unwanted Maximum Emissions Measurements above 1000 MHz.

RBW = 1MHz.

VBW ≥ 3MHz.

According to KDB 789033 section II.G.6 Procedures for Average Unwanted Emissions Measurements above 1000 MHz.

RBW = 1MHz.

VBW = 10Hz, when duty cycle ≥ 98 %

VBW ≥ 1/T, when duty cycle < 98 %

(T refers to the minimum transmission duration over which the transmitter is on and is transmitting at its maximum power control level for the tested mode of operation.)

SISO A:

5GHz band	Duty Cycle (%)	T (ms)	1/T (Hz)	VBW (Hz)
802.11a	99.04	--	--	10
802.11n20	99.87	--	--	10
802.11n40	99.34	--	--	10
802.11ac20	99.80	--	--	10
802.11ac40	99.38	--	--	10
802.11ac80	99.28	--	--	10
802.11ac160	99.64	--	--	10

Note: Duty Cycle Refer to Section 5

SISO B:

5GHz band	Duty Cycle (%)	T (ms)	1/T (Hz)	VBW (Hz)
802.11a	99.52	--	--	10
802.11n20	99.97	--	--	10
802.11n40	99.45	--	--	10
802.11ac20	99.98	--	--	10
802.11ac40	99.38	--	--	10
802.11ac80	99.28	--	--	10
802.11ac160	99.64	--	--	10

Note: Duty Cycle Refer to Section 5

MIMO:

5GHz band	Duty Cycle (%)	T (ms)	1/T (Hz)	VBW (Hz)
802.11n20	99.41	--	--	10
802.11n40	99.34	--	--	10
802.11ac20	99.40	--	--	10
802.11ac40	99.59	--	--	10
802.11ac80	99.64	--	--	10
802.11ac160	98.94	--	--	10

Note: Duty Cycle Refer to Section 5

3.4. Uncertainty

±4.08 dB below 1GHz

±4.22 dB above 1GHz

3.5. Test Result of Radiated Emission

Product : Intel® Wireless-AC 9560
Test Item : Harmonic Radiated Emission Data
Test Date : 2019/01/02
Test Mode : Mode 1 SISO A: Transmit (802.11a_6Mbps)(5180MHz)

Horizontal

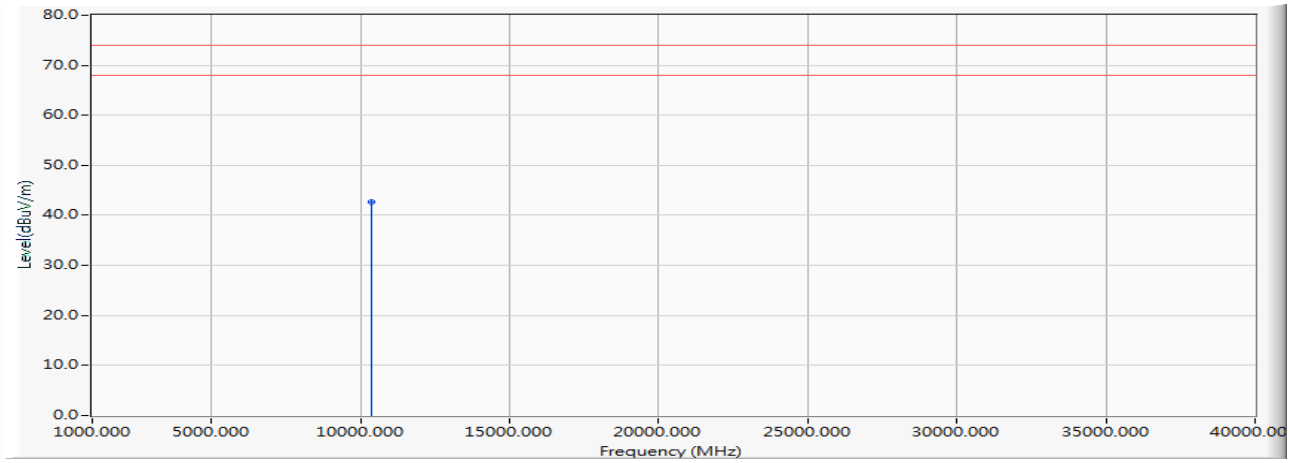

		Frequency (MHz)	Correct Factor (dB)	Reading Level (dBuV)	Measure Level (dBuV/m)	Margin (dB)	Limit (dBuV/m)	Detector Type
1	*	10360.000	-2.181	44.890	42.709	-31.291	74.000	PEAK

Note:

1. All Readings below 1GHz are Quasi-Peak, above 1GHz are performed with peak and/or average measurements as necessary.
2. Measurement Level = Reading Level + Correct Factor.
3. Correct Factor = Antenna factor + Cable loss –Amplifier gain.
4. The average measurement was not performed when the peak measured data under the limit of average detection.
5. The emission levels of other frequencies are very lower than the limit and not show in test report.

Product	:	Intel® Wireless-AC 9560
Test Item	:	Harmonic Radiated Emission Data
Test Date	:	2019/01/02
Test Mode	:	Mode 1 SISO A: Transmit (802.11a_6Mbps)(5180MHz)

Vertical

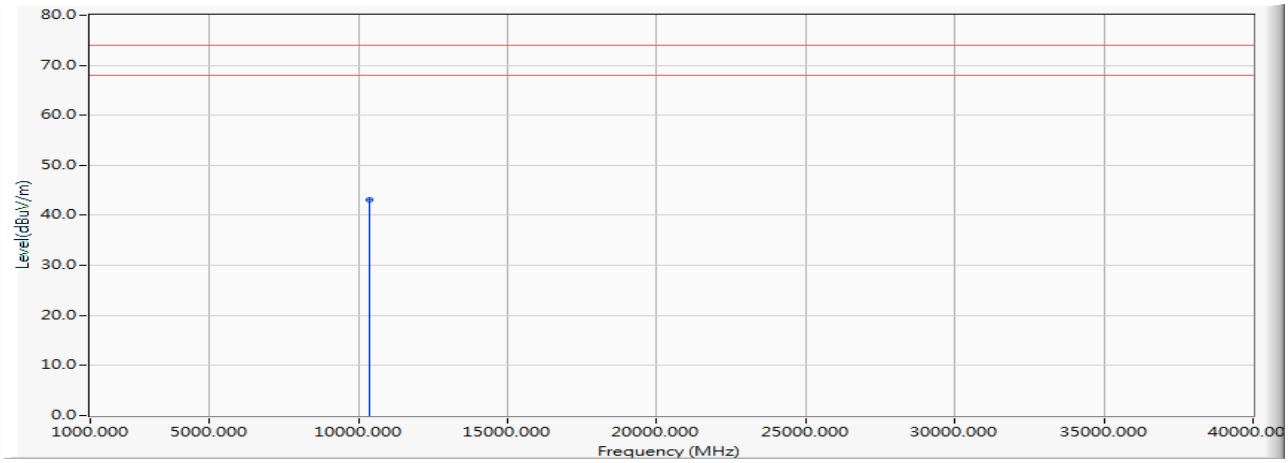

		Frequency (MHz)	Correct Factor (dB)	Reading Level (dBuV)	Measure Level (dBuV/m)	Margin (dB)	Limit (dBuV/m)	Detector Type
1	*	10360.000	-1.387	44.490	43.103	-30.897	74.000	PEAK

Note:

1. All Readings below 1GHz are Quasi-Peak, above 1GHz are performed with peak and/or average measurements as necessary.
2. Measurement Level = Reading Level + Correct Factor.
3. Correct Factor = Antenna factor + Cable loss –Amplifier gain.
4. The average measurement was not performed when the peak measured data under the limit of average detection.
5. The emission levels of other frequencies are very lower than the limit and not show in test report.

Product	:	Intel® Wireless-AC 9560
Test Item	:	Harmonic Radiated Emission Data
Test Date	:	2019/01/02
Test Mode	:	Mode 1 SISO A: Transmit (802.11a_6Mbps)(5200MHz)

Horizontal

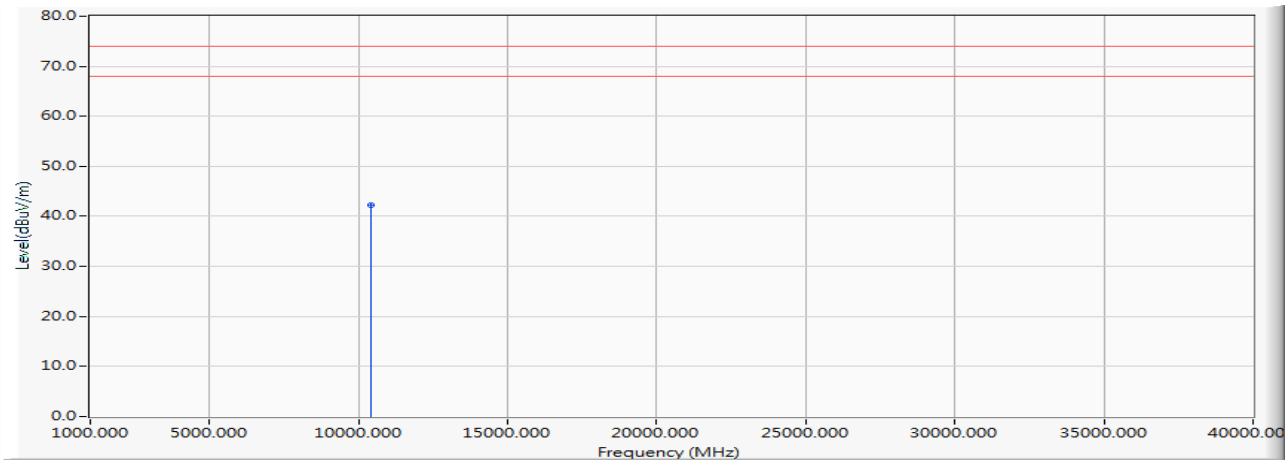

		Frequency (MHz)	Correct Factor (dB)	Reading Level (dBuV)	Measure Level (dBuV/m)	Margin (dB)	Limit (dBuV/m)	Detector Type
1	*	10400.000	-2.140	44.430	42.291	-31.709	74.000	PEAK

Note:

1. All Readings below 1GHz are Quasi-Peak, above 1GHz are performed with peak and/or average measurements as necessary.
2. Measurement Level = Reading Level + Correct Factor.
3. Correct Factor = Antenna factor + Cable loss –Amplifier gain.
4. The average measurement was not performed when the peak measured data under the limit of average detection.
5. The emission levels of other frequencies are very lower than the limit and not show in test report.

Product	:	Intel® Wireless-AC 9560
Test Item	:	Harmonic Radiated Emission Data
Test Date	:	2019/01/02
Test Mode	:	Mode 1 SISO A: Transmit (802.11a_6Mbps)(5200MHz)

Vertical

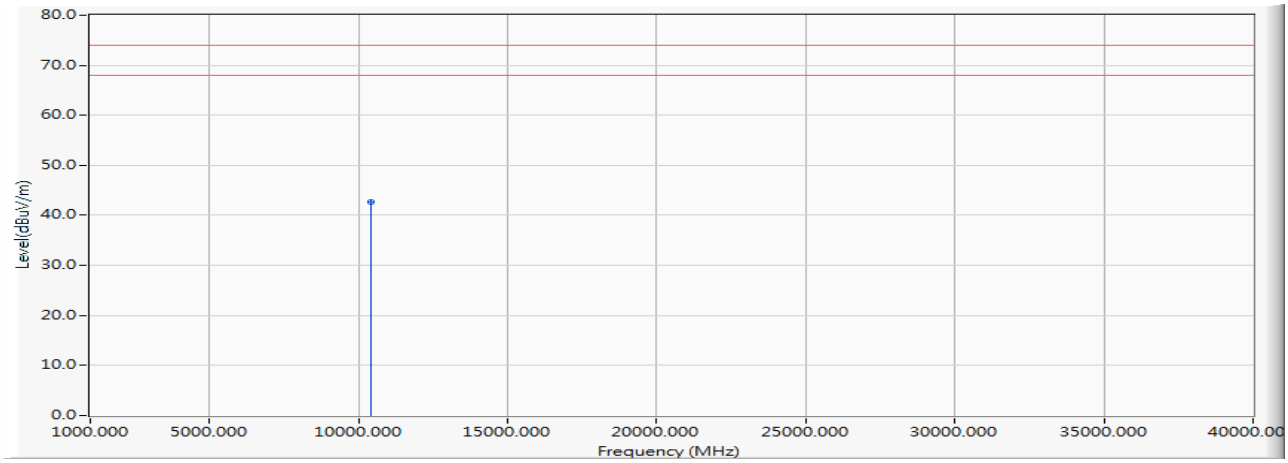

		Frequency (MHz)	Correct Factor (dB)	Reading Level (dBuV)	Measure Level (dBuV/m)	Margin (dB)	Limit (dBuV/m)	Detector Type
1	*	10400.000	-1.222	44.000	42.779	-31.221	74.000	PEAK

Note:

1. All Readings below 1GHz are Quasi-Peak, above 1GHz are performed with peak and/or average measurements as necessary.
2. Measurement Level = Reading Level + Correct Factor.
3. Correct Factor = Antenna factor + Cable loss –Amplifier gain.
4. The average measurement was not performed when the peak measured data under the limit of average detection.
5. The emission levels of other frequencies are very lower than the limit and not show in test report.

Product	:	Intel® Wireless-AC 9560
Test Item	:	Harmonic Radiated Emission Data
Test Date	:	2019/01/02
Test Mode	:	Mode 1 SISO A: Transmit (802.11a_6Mbps)(5240MHz)

Horizontal

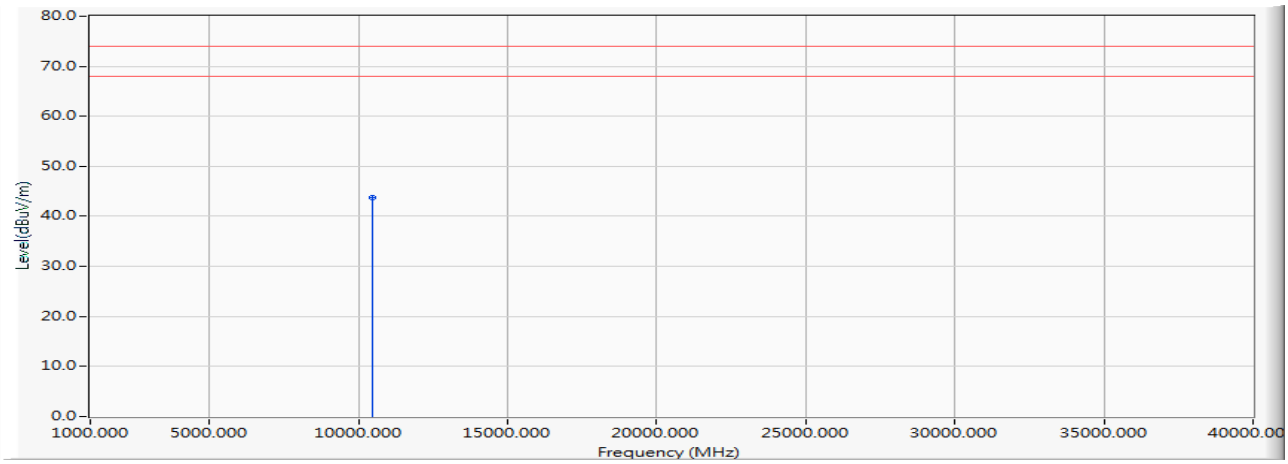

		Frequency (MHz)	Correct Factor (dB)	Reading Level (dBuV)	Measure Level (dBuV/m)	Margin (dB)	Limit (dBuV/m)	Detector Type
1	*	10480.000	-1.075	44.810	43.736	-30.264	74.000	PEAK

Note:

1. All Readings below 1GHz are Quasi-Peak, above 1GHz are performed with peak and/or average measurements as necessary.
2. Measurement Level = Reading Level + Correct Factor.
3. Correct Factor = Antenna factor + Cable loss –Amplifier gain.
4. The average measurement was not performed when the peak measured data under the limit of average detection.
5. The emission levels of other frequencies are very lower than the limit and not show in test report.

Product	:	Intel® Wireless-AC 9560
Test Item	:	Harmonic Radiated Emission Data
Test Date	:	2019/01/02
Test Mode	:	Mode 1 SISO A: Transmit (802.11a_6Mbps)(5240MHz)

Vertical

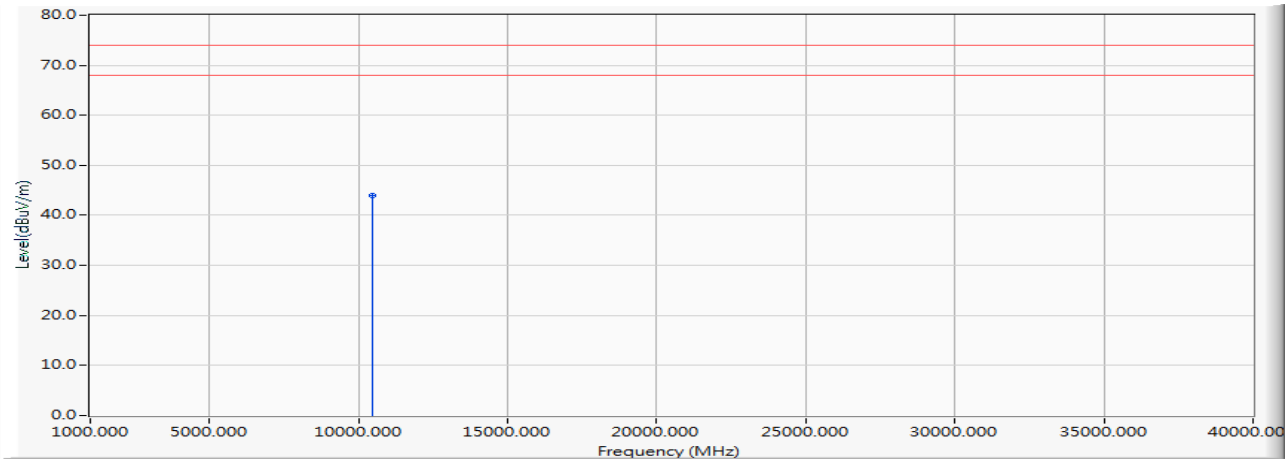

		Frequency (MHz)	Correct Factor (dB)	Reading Level (dBuV)	Measure Level (dBuV/m)	Margin (dB)	Limit (dBuV/m)	Detector Type
1	*	10480.000	-0.148	44.200	44.053	-29.947	74.000	PEAK

Note:

1. All Readings below 1GHz are Quasi-Peak, above 1GHz are performed with peak and/or average measurements as necessary.
2. Measurement Level = Reading Level + Correct Factor.
3. Correct Factor = Antenna factor + Cable loss –Amplifier gain.
4. The average measurement was not performed when the peak measured data under the limit of average detection.
5. The emission levels of other frequencies are very lower than the limit and not show in test report.

Product	:	Intel® Wireless-AC 9560
Test Item	:	Harmonic Radiated Emission Data
Test Date	:	2019/01/02
Test Mode	:	Mode 1 SISO A: Transmit (802.11a_6Mbps)(5260MHz)

Horizontal

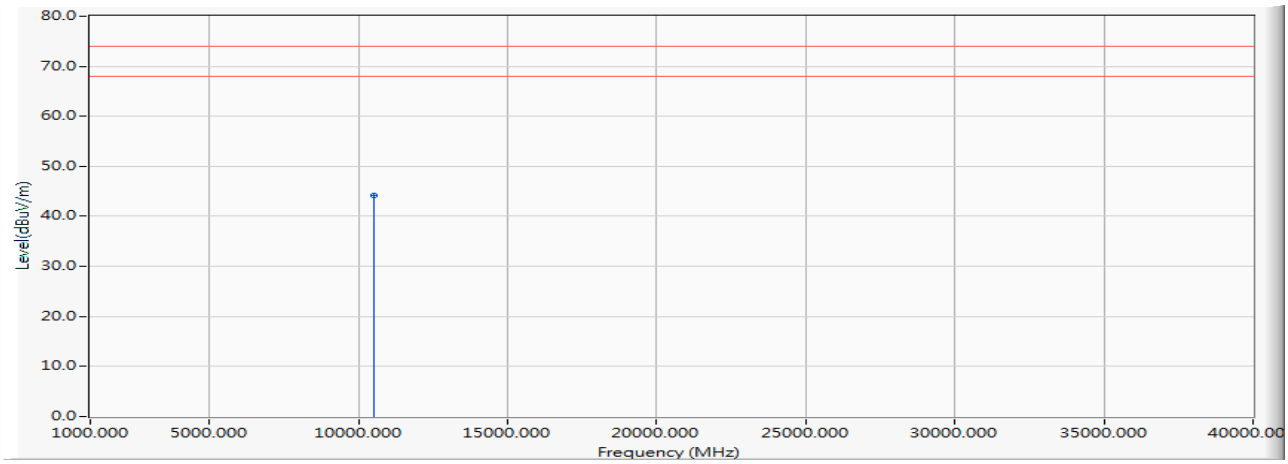

		Frequency (MHz)	Correct Factor (dB)	Reading Level (dBuV)	Measure Level (dBuV/m)	Margin (dB)	Limit (dBuV/m)	Detector Type
1	*	10520.000	-0.575	44.730	44.155	-29.845	74.000	PEAK

Note:

1. All Readings below 1GHz are Quasi-Peak, above 1GHz are performed with peak and/or average measurements as necessary.
2. Measurement Level = Reading Level + Correct Factor.
3. Correct Factor = Antenna factor + Cable loss –Amplifier gain.
4. The average measurement was not performed when the peak measured data under the limit of average detection.
5. The emission levels of other frequencies are very lower than the limit and not show in test report.

Product	:	Intel® Wireless-AC 9560
Test Item	:	Harmonic Radiated Emission Data
Test Date	:	2019/01/02
Test Mode	:	Mode 1 SISO A: Transmit (802.11a_6Mbps)(5260MHz)

Vertical

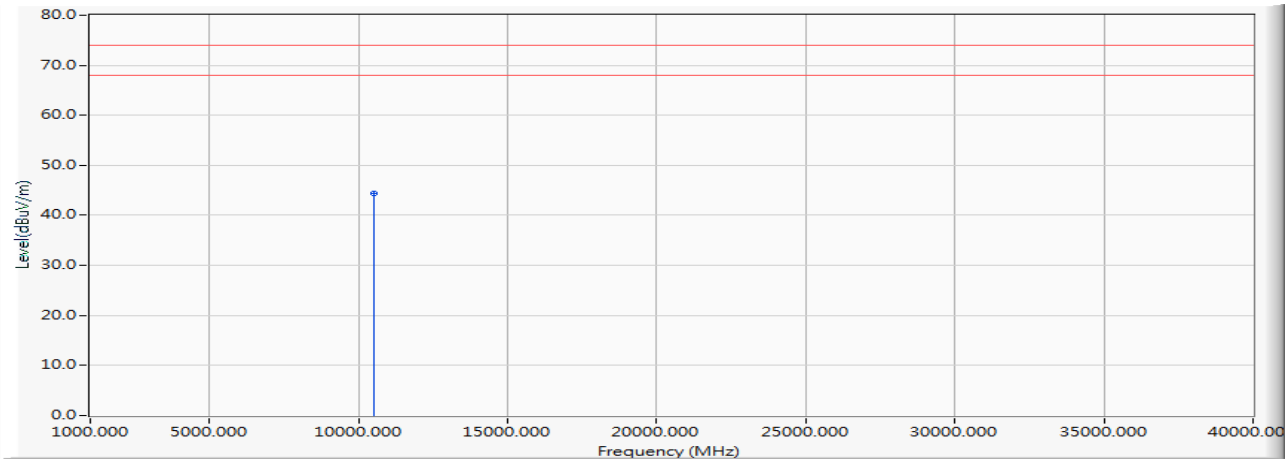

		Frequency (MHz)	Correct Factor (dB)	Reading Level (dBuV)	Measure Level (dBuV/m)	Margin (dB)	Limit (dBuV/m)	Detector Type
1	*	10520.000	0.228	44.240	44.468	-29.532	74.000	PEAK

Note:

1. All Readings below 1GHz are Quasi-Peak, above 1GHz are performed with peak and/or average measurements as necessary.
2. Measurement Level = Reading Level + Correct Factor.
3. Correct Factor = Antenna factor + Cable loss –Amplifier gain.
4. The average measurement was not performed when the peak measured data under the limit of average detection.
5. The emission levels of other frequencies are very lower than the limit and not show in test report.

Product	:	Intel® Wireless-AC 9560
Test Item	:	Harmonic Radiated Emission Data
Test Date	:	2019/01/02
Test Mode	:	Mode 1 SISO A: Transmit (802.11a_6Mbps)(5280MHz)

Horizontal

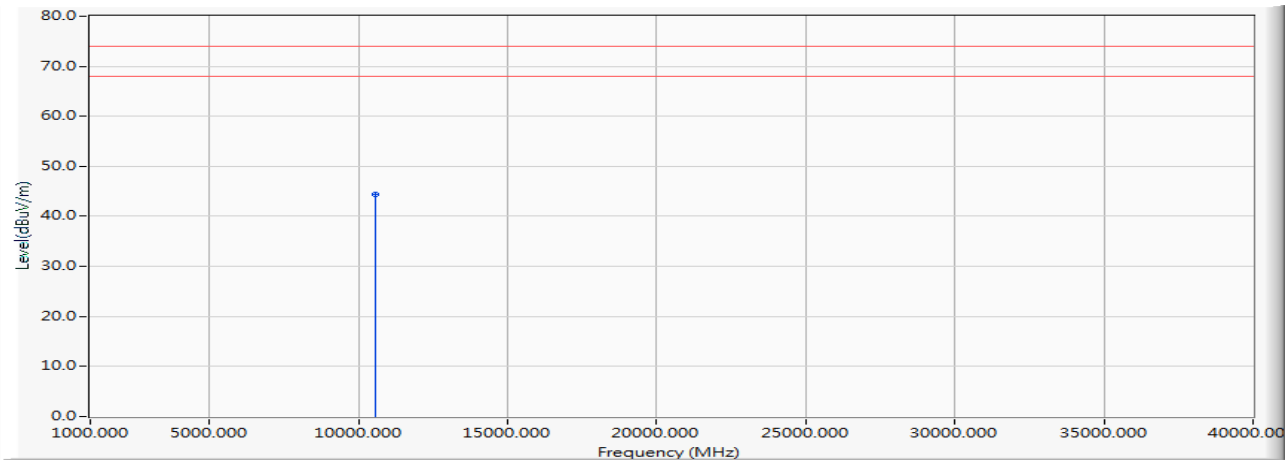

		Frequency (MHz)	Correct Factor (dB)	Reading Level (dBuV)	Measure Level (dBuV/m)	Margin (dB)	Limit (dBuV/m)	Detector Type
1	*	10560.000	-0.114	44.580	44.466	-29.534	74.000	PEAK

Note:

1. All Readings below 1GHz are Quasi-Peak, above 1GHz are performed with peak and/or average measurements as necessary.
2. Measurement Level = Reading Level + Correct Factor.
3. Correct Factor = Antenna factor + Cable loss –Amplifier gain.
4. The average measurement was not performed when the peak measured data under the limit of average detection.
5. The emission levels of other frequencies are very lower than the limit and not show in test report.

Product	:	Intel® Wireless-AC 9560
Test Item	:	Harmonic Radiated Emission Data
Test Date	:	2019/01/02
Test Mode	:	Mode 1 SISO A: Transmit (802.11a_6Mbps)(5280MHz)

Vertical

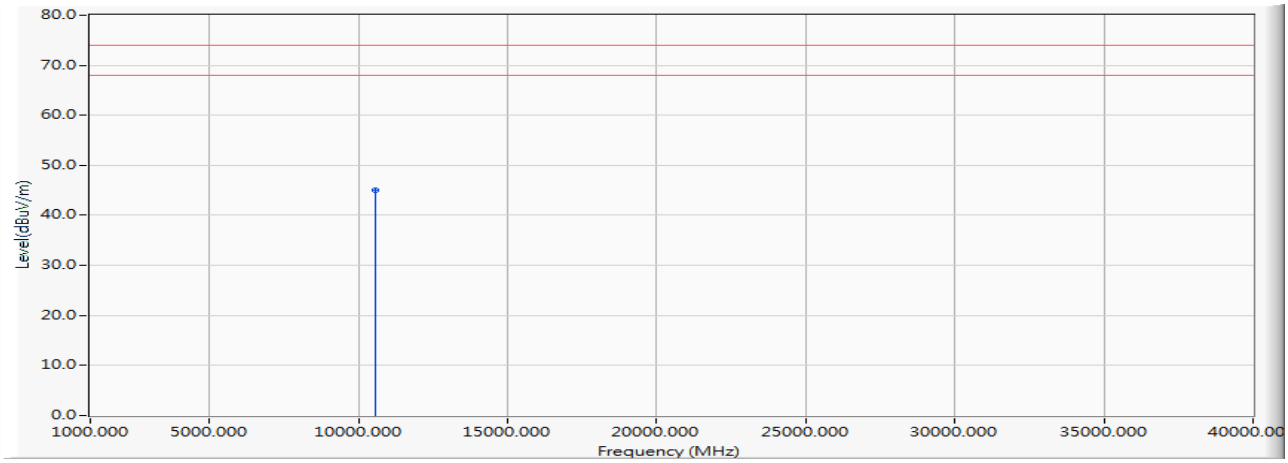

		Frequency (MHz)	Correct Factor (dB)	Reading Level (dBuV)	Measure Level (dBuV/m)	Margin (dB)	Limit (dBuV/m)	Detector Type
1	*	10560.000	0.438	44.670	45.107	-28.893	74.000	PEAK

Note:

1. All Readings below 1GHz are Quasi-Peak, above 1GHz are performed with peak and/or average measurements as necessary.
2. Measurement Level = Reading Level + Correct Factor.
3. Correct Factor = Antenna factor + Cable loss –Amplifier gain.
4. The average measurement was not performed when the peak measured data under the limit of average detection.
5. The emission levels of other frequencies are very lower than the limit and not show in test report.

Product	:	Intel® Wireless-AC 9560
Test Item	:	Harmonic Radiated Emission Data
Test Date	:	2019/01/02
Test Mode	:	Mode 1 SISO A: Transmit (802.11a_6Mbps)(5320MHz)

Horizontal

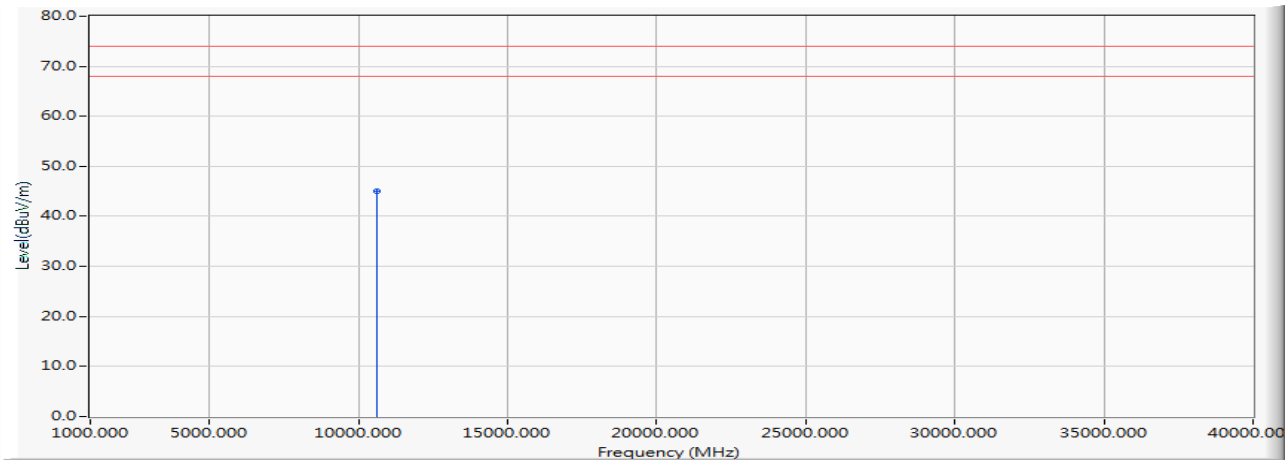

		Frequency (MHz)	Correct Factor (dB)	Reading Level (dBuV)	Measure Level (dBuV/m)	Margin (dB)	Limit (dBuV/m)	Detector Type
1	*	10640.000	0.309	44.670	44.978	-29.022	74.000	PEAK

Note:

1. All Readings below 1GHz are Quasi-Peak, above 1GHz are performed with peak and/or average measurements as necessary.
2. Measurement Level = Reading Level + Correct Factor.
3. Correct Factor = Antenna factor + Cable loss –Amplifier gain.
4. The average measurement was not performed when the peak measured data under the limit of average detection.
5. The emission levels of other frequencies are very lower than the limit and not show in test report.

Product	:	Intel® Wireless-AC 9560
Test Item	:	Harmonic Radiated Emission Data
Test Date	:	2019/01/02
Test Mode	:	Mode 1 SISO A: Transmit (802.11a_6Mbps)(5320MHz)

Vertical

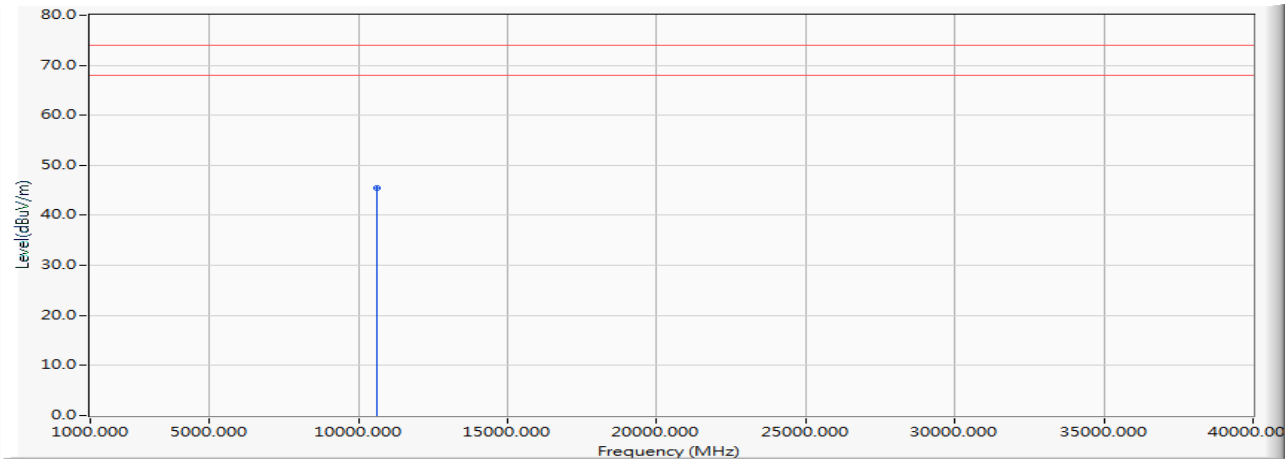

		Frequency (MHz)	Correct Factor (dB)	Reading Level (dBuV)	Measure Level (dBuV/m)	Margin (dB)	Limit (dBuV/m)	Detector Type
1	*	10640.000	0.640	44.780	45.420	-28.580	74.000	PEAK

Note:

1. All Readings below 1GHz are Quasi-Peak, above 1GHz are performed with peak and/or average measurements as necessary.
2. Measurement Level = Reading Level + Correct Factor.
3. Correct Factor = Antenna factor + Cable loss –Amplifier gain.
4. The average measurement was not performed when the peak measured data under the limit of average detection.
5. The emission levels of other frequencies are very lower than the limit and not show in test report.

Product	:	Intel® Wireless-AC 9560
Test Item	:	Harmonic Radiated Emission Data
Test Date	:	2019/01/02
Test Mode	:	Mode 1 SISO A: Transmit (802.11a_6Mbps)(5500MHz)

Horizontal

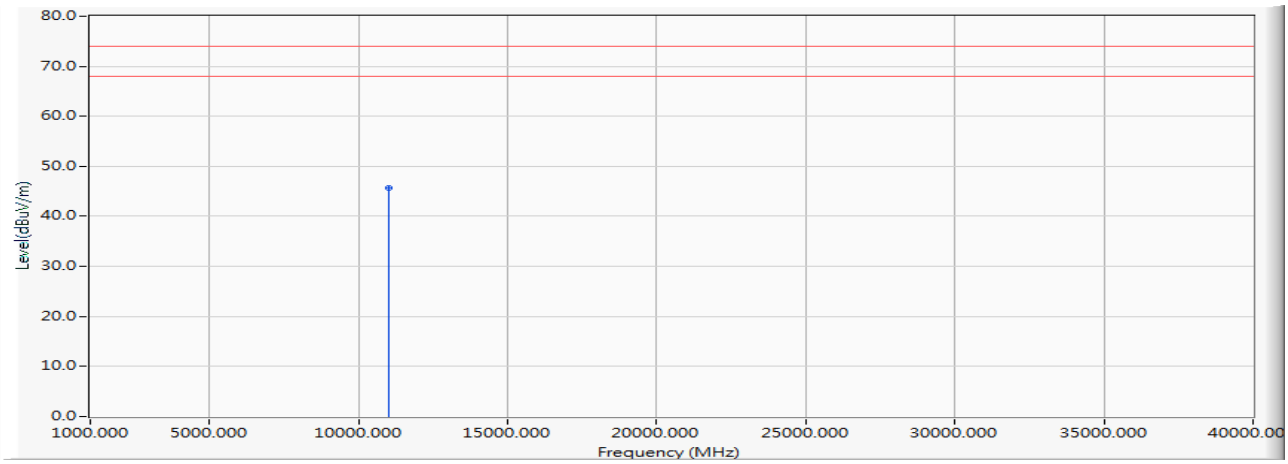

		Frequency (MHz)	Correct Factor (dB)	Reading Level (dBuV)	Measure Level (dBuV/m)	Margin (dB)	Limit (dBuV/m)	Detector Type
1	*	11000.000	1.709	43.940	45.649	-28.351	74.000	PEAK

Note:

1. All Readings below 1GHz are Quasi-Peak, above 1GHz are performed with peak and/or average measurements as necessary.
2. Measurement Level = Reading Level + Correct Factor.
3. Correct Factor = Antenna factor + Cable loss –Amplifier gain.
4. The average measurement was not performed when the peak measured data under the limit of average detection.
5. The emission levels of other frequencies are very lower than the limit and not show in test report.

Product	:	Intel® Wireless-AC 9560
Test Item	:	Harmonic Radiated Emission Data
Test Date	:	2019/01/02
Test Mode	:	Mode 1 SISO A: Transmit (802.11a_6Mbps)(5500MHz)

Vertical

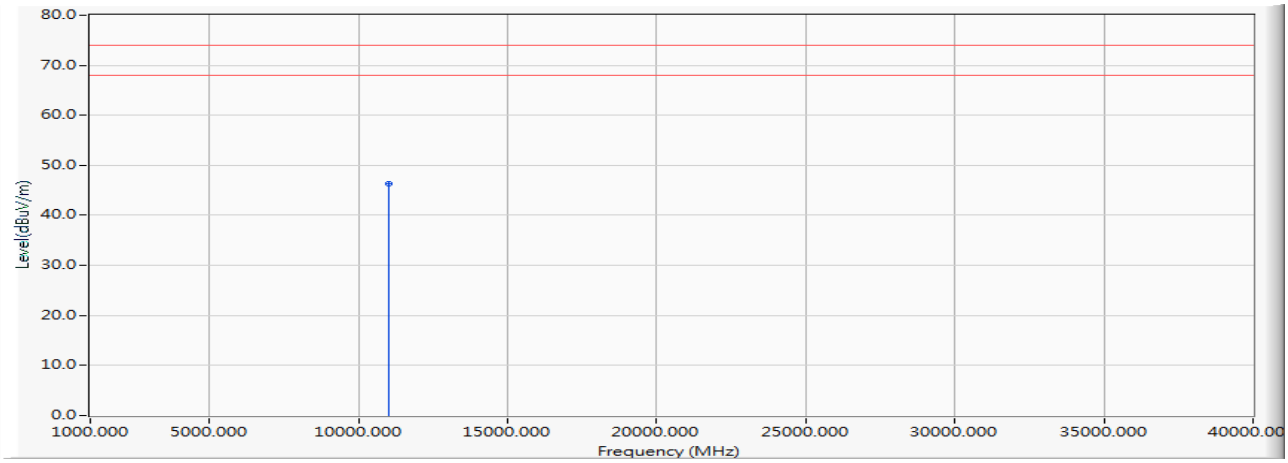

		Frequency (MHz)	Correct Factor (dB)	Reading Level (dBuV)	Measure Level (dBuV/m)	Margin (dB)	Limit (dBuV/m)	Detector Type
1	*	11000.000	2.442	43.790	46.231	-27.769	74.000	PEAK

Note:

1. All Readings below 1GHz are Quasi-Peak, above 1GHz are performed with peak and/or average measurements as necessary.
2. Measurement Level = Reading Level + Correct Factor.
3. Correct Factor = Antenna factor + Cable loss –Amplifier gain.
4. The average measurement was not performed when the peak measured data under the limit of average detection.
5. The emission levels of other frequencies are very lower than the limit and not show in test report.

Product : Intel® Wireless-AC 9560
Test Item : Harmonic Radiated Emission Data
Test Date : 2019/01/02
Test Mode : Mode 1 SISO A: Transmit (802.11a_6Mbps)(5600MHz)

Horizontal

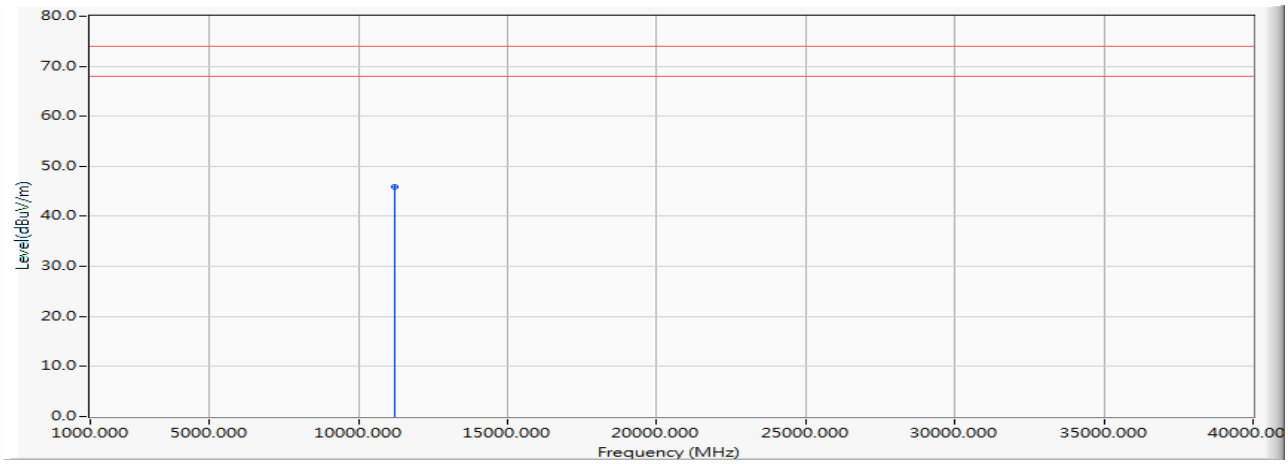

		Frequency (MHz)	Correct Factor (dB)	Reading Level (dBuV)	Measure Level (dBuV/m)	Margin (dB)	Limit (dBuV/m)	Detector Type
1	*	11200.000	2.286	43.600	45.886	-28.114	74.000	PEAK

Note:

1. All Readings below 1GHz are Quasi-Peak, above 1GHz are performed with peak and/or average measurements as necessary.
2. Measurement Level = Reading Level + Correct Factor.
3. Correct Factor = Antenna factor + Cable loss –Amplifier gain.
4. The average measurement was not performed when the peak measured data under the limit of average detection.
5. The emission levels of other frequencies are very lower than the limit and not show in test report.

Product	:	Intel® Wireless-AC 9560
Test Item	:	Harmonic Radiated Emission Data
Test Date	:	2019/01/02
Test Mode	:	Mode 1 SISO A: Transmit (802.11a_6Mbps)(5600MHz)

Vertical

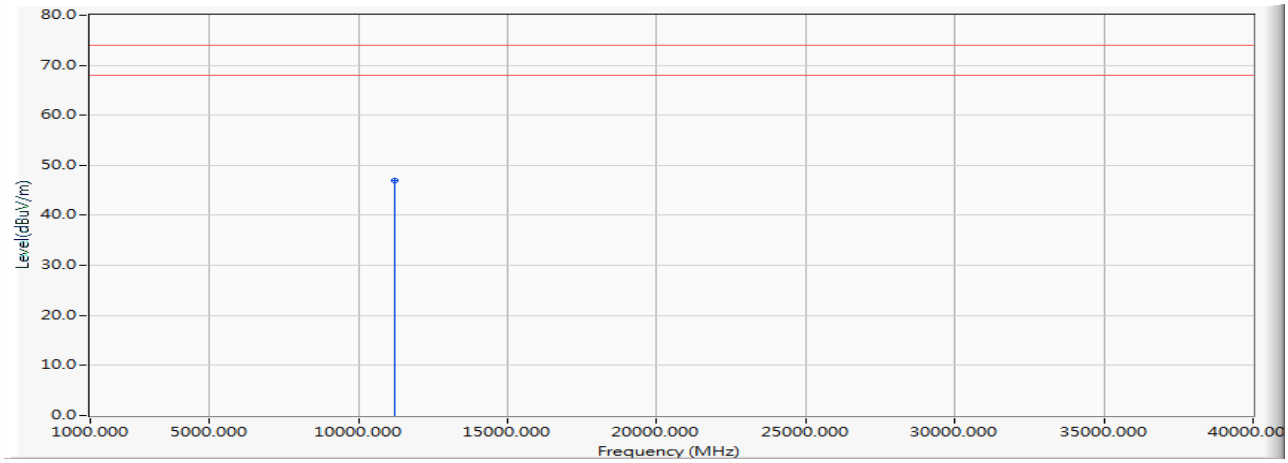

		Frequency (MHz)	Correct Factor (dB)	Reading Level (dBuV)	Measure Level (dBuV/m)	Margin (dB)	Limit (dBuV/m)	Detector Type
1	*	11200.000	3.356	43.600	46.956	-27.044	74.000	PEAK

Note:

1. All Readings below 1GHz are Quasi-Peak, above 1GHz are performed with peak and/or average measurements as necessary.
2. Measurement Level = Reading Level + Correct Factor.
3. Correct Factor = Antenna factor + Cable loss –Amplifier gain.
4. The average measurement was not performed when the peak measured data under the limit of average detection.
5. The emission levels of other frequencies are very lower than the limit and not show in test report.

Product	:	Intel® Wireless-AC 9560
Test Item	:	Harmonic Radiated Emission Data
Test Date	:	2019/01/02
Test Mode	:	Mode 1 SISO A: Transmit (802.11a_6Mbps)(5700MHz)

Horizontal

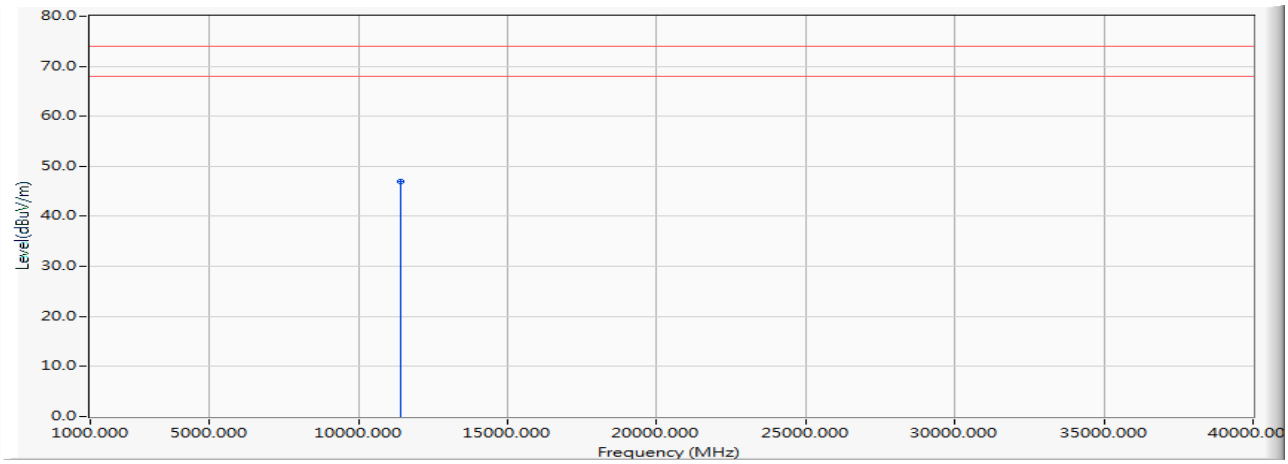

		Frequency (MHz)	Correct Factor (dB)	Reading Level (dBuV)	Measure Level (dBuV/m)	Margin (dB)	Limit (dBuV/m)	Detector Type
1	*	11400.000	2.101	44.850	46.952	-27.048	74.000	PEAK

Note:

1. All Readings below 1GHz are Quasi-Peak, above 1GHz are performed with peak and/or average measurements as necessary.
2. Measurement Level = Reading Level + Correct Factor.
3. Correct Factor = Antenna factor + Cable loss –Amplifier gain.
4. The average measurement was not performed when the peak measured data under the limit of average detection.
5. The emission levels of other frequencies are very lower than the limit and not show in test report.

Product	:	Intel® Wireless-AC 9560
Test Item	:	Harmonic Radiated Emission Data
Test Date	:	2019/01/02
Test Mode	:	Mode 1 SISO A: Transmit (802.11a_6Mbps)(5700MHz)

Vertical

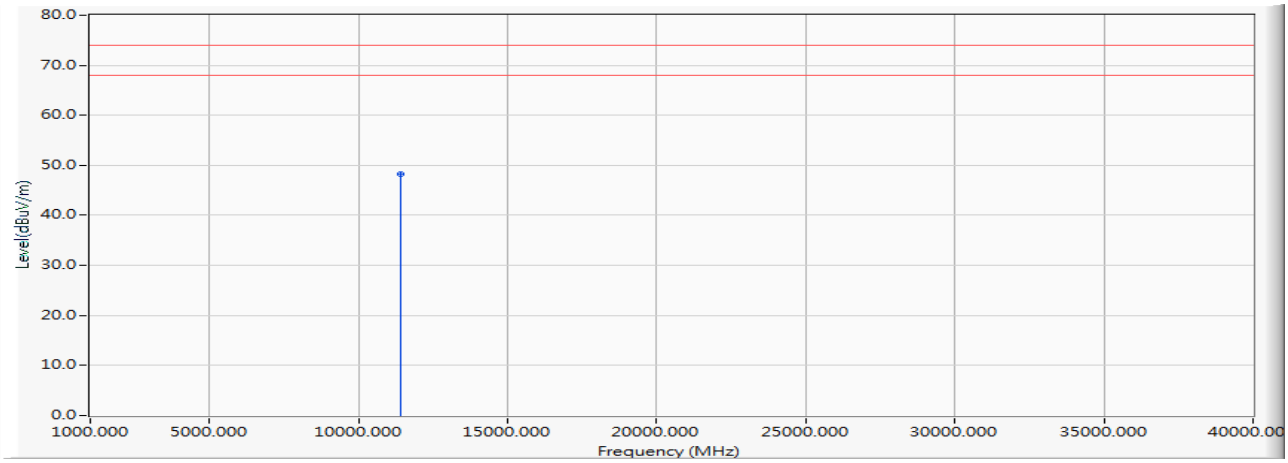

		Frequency (MHz)	Correct Factor (dB)	Reading Level (dBuV)	Measure Level (dBuV/m)	Margin (dB)	Limit (dBuV/m)	Detector Type
1	*	11400.000	2.709	45.570	48.279	-25.721	74.000	PEAK

Note:

1. All Readings below 1GHz are Quasi-Peak, above 1GHz are performed with peak and/or average measurements as necessary.
2. Measurement Level = Reading Level + Correct Factor.
3. Correct Factor = Antenna factor + Cable loss –Amplifier gain.
4. The average measurement was not performed when the peak measured data under the limit of average detection.
5. The emission levels of other frequencies are very lower than the limit and not show in test report.

Product	:	Intel® Wireless-AC 9560
Test Item	:	Harmonic Radiated Emission Data
Test Date	:	2019/01/02
Test Mode	:	Mode 1 SISO A: Transmit (802.11a_6Mbps)(5745MHz)

Horizontal

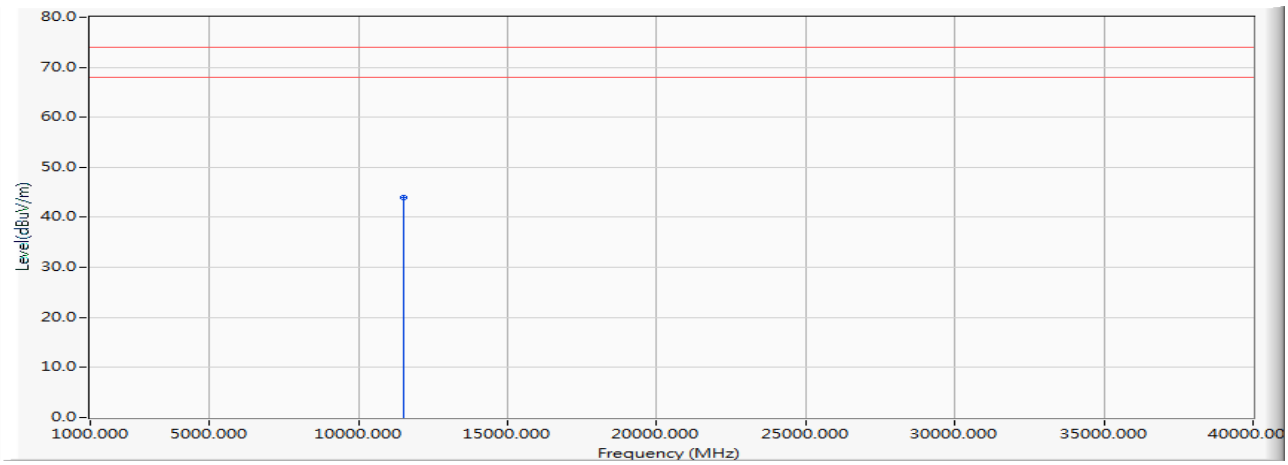

		Frequency (MHz)	Correct Factor (dB)	Reading Level (dBuV)	Measure Level (dBuV/m)	Margin (dB)	Limit (dBuV/m)	Detector Type
1	*	11490.000	2.672	41.210	43.882	-30.118	74.000	PEAK

Note:

1. All Readings below 1GHz are Quasi-Peak, above 1GHz are performed with peak and/or average measurements as necessary.
2. Measurement Level = Reading Level + Correct Factor.
3. Correct Factor = Antenna factor + Cable loss –Amplifier gain.
4. The average measurement was not performed when the peak measured data under the limit of average detection.
5. The emission levels of other frequencies are very lower than the limit and not show in test report.

Product	:	Intel® Wireless-AC 9560
Test Item	:	Harmonic Radiated Emission Data
Test Date	:	2019/01/02
Test Mode	:	Mode 1 SISO A: Transmit (802.11a_6Mbps)(5745MHz)

Vertical

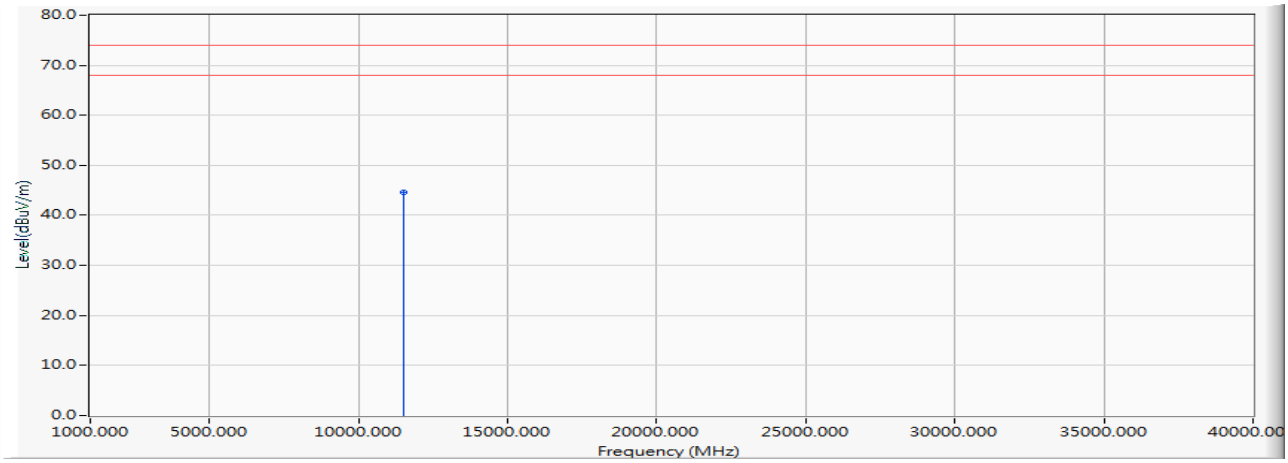

		Frequency (MHz)	Correct Factor (dB)	Reading Level (dBuV)	Measure Level (dBuV/m)	Margin (dB)	Limit (dBuV/m)	Detector Type
1	*	11490.000	3.600	41.070	44.670	-29.330	74.000	PEAK

Note:

1. All Readings below 1GHz are Quasi-Peak, above 1GHz are performed with peak and/or average measurements as necessary.
2. Measurement Level = Reading Level + Correct Factor.
3. Correct Factor = Antenna factor + Cable loss –Amplifier gain.
4. The average measurement was not performed when the peak measured data under the limit of average detection.
5. The emission levels of other frequencies are very lower than the limit and not show in test report.

Product	:	Intel® Wireless-AC 9560
Test Item	:	Harmonic Radiated Emission Data
Test Date	:	2019/01/02
Test Mode	:	Mode 1 SISO A: Transmit (802.11a_6Mbps)(5785MHz)

Horizontal

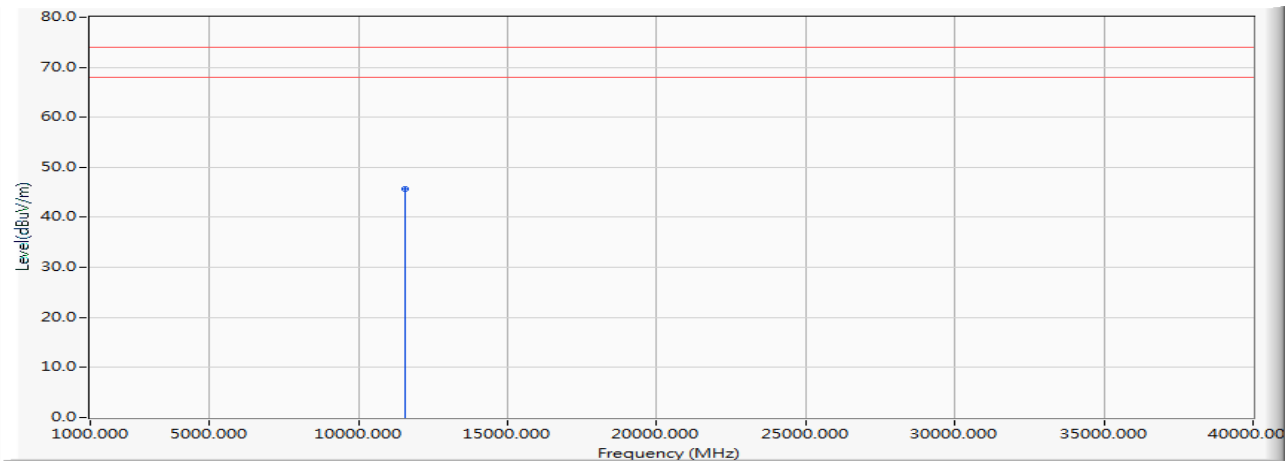

		Frequency (MHz)	Correct Factor (dB)	Reading Level (dBuV)	Measure Level (dBuV/m)	Margin (dB)	Limit (dBuV/m)	Detector Type
1	*	11570.000	2.336	43.440	45.776	-28.224	74.000	PEAK

Note:

1. All Readings below 1GHz are Quasi-Peak, above 1GHz are performed with peak and/or average measurements as necessary.
2. Measurement Level = Reading Level + Correct Factor.
3. Correct Factor = Antenna factor + Cable loss –Amplifier gain.
4. The average measurement was not performed when the peak measured data under the limit of average detection.
5. The emission levels of other frequencies are very lower than the limit and not show in test report.

Product : Intel® Wireless-AC 9560
Test Item : Harmonic Radiated Emission Data
Test Date : 2019/01/02
Test Mode : Mode 1 SISO A: Transmit (802.11a_6Mbps)(5785MHz)

Vertical

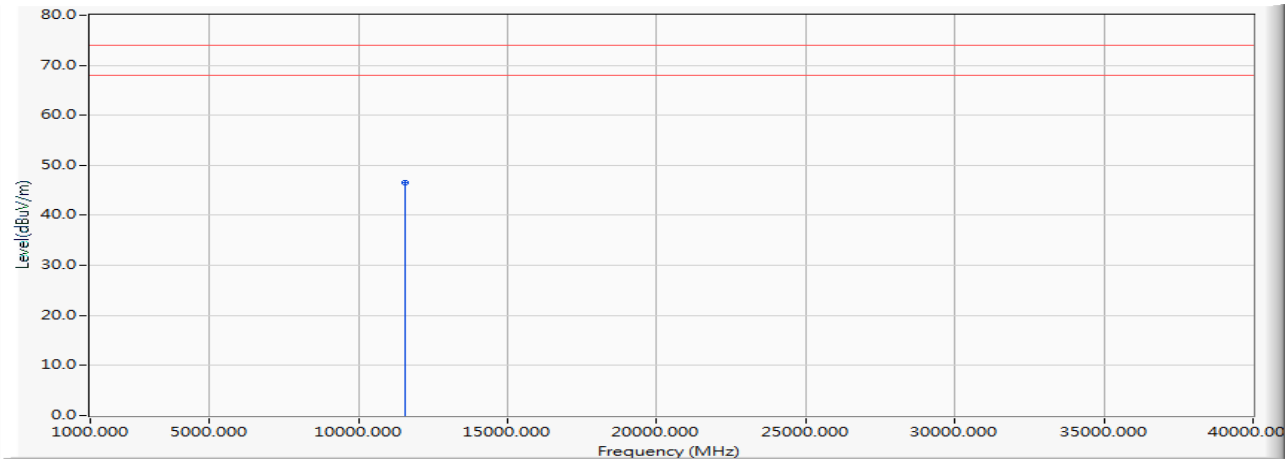

		Frequency (MHz)	Correct Factor (dB)	Reading Level (dBuV)	Measure Level (dBuV/m)	Margin (dB)	Limit (dBuV/m)	Detector Type
1	*	11570.000	3.225	43.270	46.494	-27.506	74.000	PEAK

Note:

1. All Readings below 1GHz are Quasi-Peak, above 1GHz are performed with peak and/or average measurements as necessary.
2. Measurement Level = Reading Level + Correct Factor.
3. Correct Factor = Antenna factor + Cable loss –Amplifier gain.
4. The average measurement was not performed when the peak measured data under the limit of average detection.
5. The emission levels of other frequencies are very lower than the limit and not show in test report.

Product	:	Intel® Wireless-AC 9560
Test Item	:	Harmonic Radiated Emission Data
Test Date	:	2019/01/02
Test Mode	:	Mode 1 SISO A: Transmit (802.11a_6Mbps)(5825MHz)

Horizontal

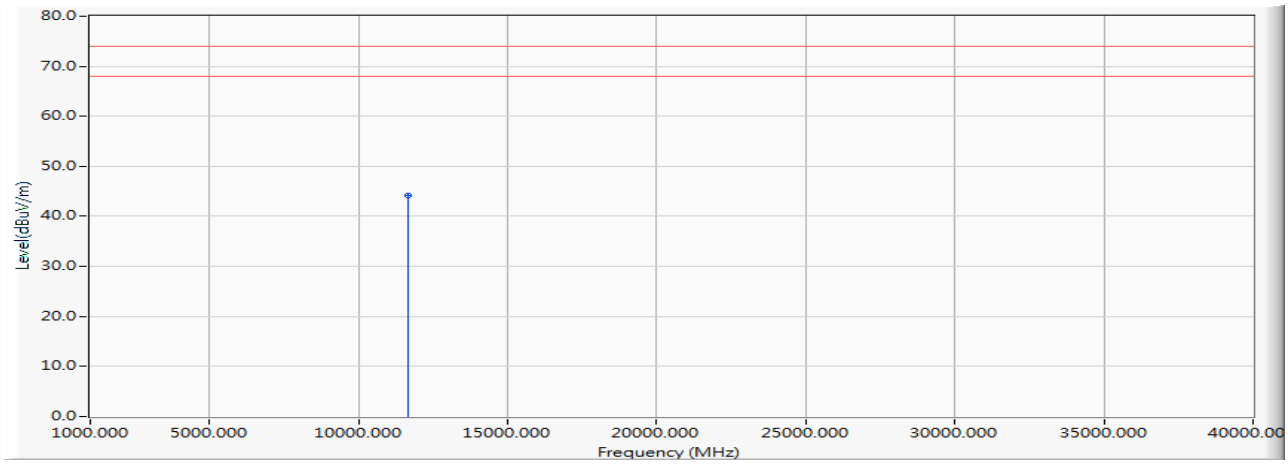

		Frequency (MHz)	Correct Factor (dB)	Reading Level (dBuV)	Measure Level (dBuV/m)	Margin (dB)	Limit (dBuV/m)	Detector Type
1	*	11650.000	1.608	42.600	44.209	-29.791	74.000	PEAK

Note:

1. All Readings below 1GHz are Quasi-Peak, above 1GHz are performed with peak and/or average measurements as necessary.
2. Measurement Level = Reading Level + Correct Factor.
3. Correct Factor = Antenna factor + Cable loss –Amplifier gain.
4. The average measurement was not performed when the peak measured data under the limit of average detection.
5. The emission levels of other frequencies are very lower than the limit and not show in test report.

Product : Intel® Wireless-AC 9560
Test Item : Harmonic Radiated Emission Data
Test Date : 2019/01/02
Test Mode : Mode 1 SISO A: Transmit (802.11a_6Mbps)(5825MHz)

Vertical

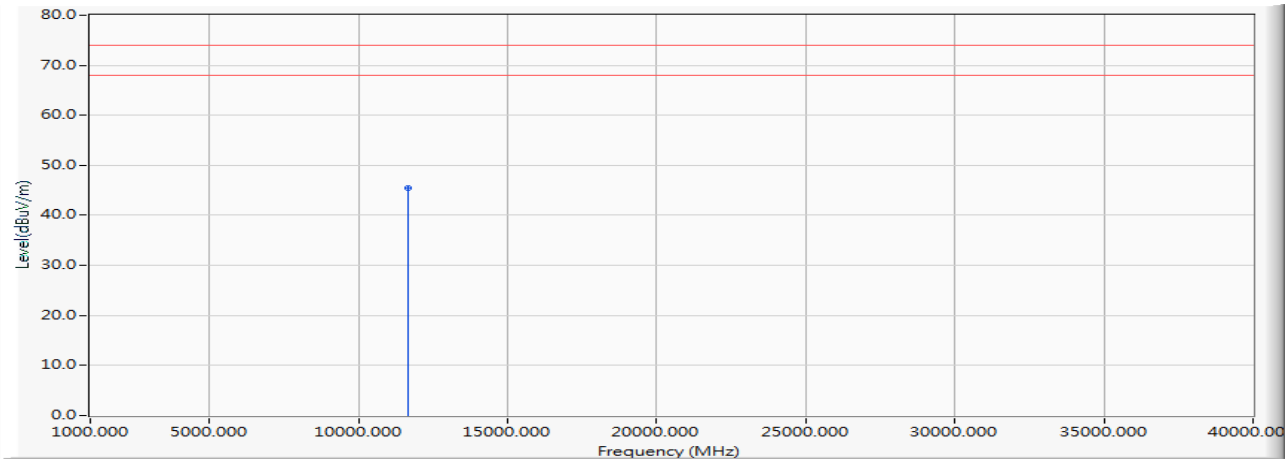

		Frequency (MHz)	Correct Factor (dB)	Reading Level (dBuV)	Measure Level (dBuV/m)	Margin (dB)	Limit (dBuV/m)	Detector Type
1	*	11650.000	2.724	42.780	45.505	-28.495	74.000	PEAK

Note:

1. All Readings below 1GHz are Quasi-Peak, above 1GHz are performed with peak and/or average measurements as necessary.
2. Measurement Level = Reading Level + Correct Factor.
3. Correct Factor = Antenna factor + Cable loss –Amplifier gain.
4. The average measurement was not performed when the peak measured data under the limit of average detection.
5. The emission levels of other frequencies are very lower than the limit and not show in test report.

Product : Intel® Wireless-AC 9560
Test Item : Harmonic Radiated Emission Data
Test Date : 2019/01/02
Test Mode : Mode 1 SISO A: Transmit (802.11n-20BW_7.2Mbps)(5180MHz)

Horizontal

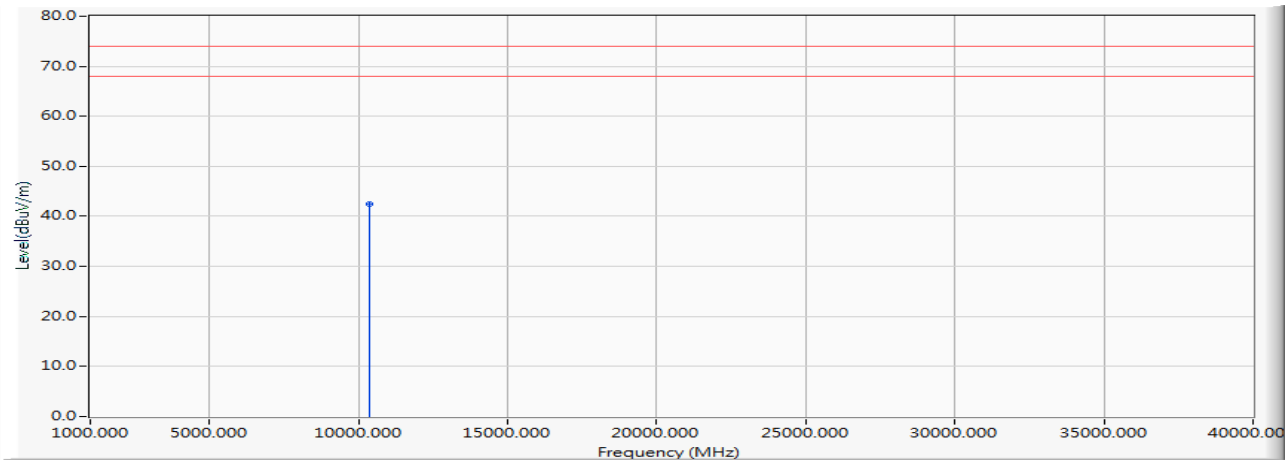

		Frequency (MHz)	Correct Factor (dB)	Reading Level (dBuV)	Measure Level (dBuV/m)	Margin (dB)	Limit (dBuV/m)	Detector Type
1	*	10360.000	-2.181	44.740	42.559	-31.441	74.000	PEAK

Note:

1. All Readings below 1GHz are Quasi-Peak, above 1GHz are performed with peak and/or average measurements as necessary.
2. Measurement Level = Reading Level + Correct Factor.
3. Correct Factor = Antenna factor + Cable loss –Amplifier gain.
4. The average measurement was not performed when the peak measured data under the limit of average detection.
5. The emission levels of other frequencies are very lower than the limit and not show in test report.

Product	:	Intel® Wireless-AC 9560
Test Item	:	Harmonic Radiated Emission Data
Test Date	:	2019/01/02
Test Mode	:	Mode 1 SISO A: Transmit (802.11n-20BW_7.2Mbps)(5180MHz)

Vertical

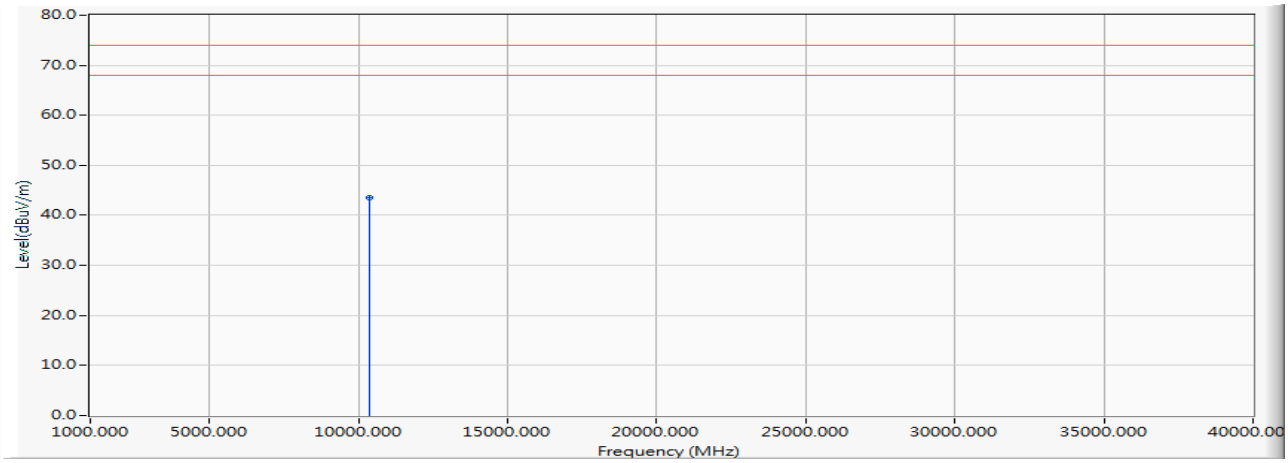

		Frequency (MHz)	Correct Factor (dB)	Reading Level (dBuV)	Measure Level (dBuV/m)	Margin (dB)	Limit (dBuV/m)	Detector Type
1	*	10360.000	-1.387	44.850	43.463	-30.537	74.000	PEAK

Note:

1. All Readings below 1GHz are Quasi-Peak, above 1GHz are performed with peak and/or average measurements as necessary.
2. Measurement Level = Reading Level + Correct Factor.
3. Correct Factor = Antenna factor + Cable loss –Amplifier gain.
4. The average measurement was not performed when the peak measured data under the limit of average detection.
5. The emission levels of other frequencies are very lower than the limit and not show in test report.

Product : Intel® Wireless-AC 9560
Test Item : Harmonic Radiated Emission Data
Test Date : 2019/01/02
Test Mode : Mode 1 SISO A: Transmit (802.11n-20BW_7.2Mbps)(5200MHz)

Horizontal

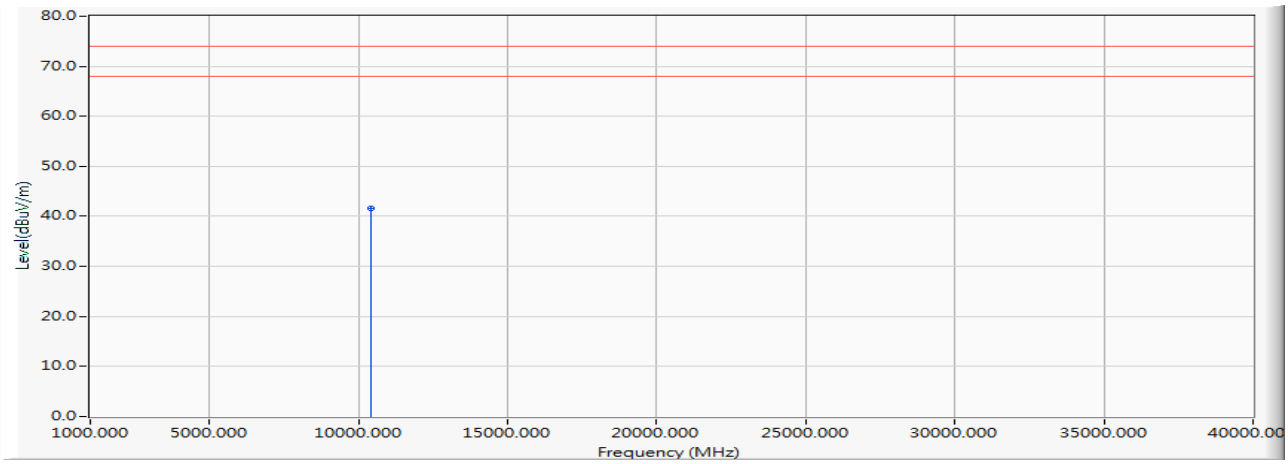

		Frequency (MHz)	Correct Factor (dB)	Reading Level (dBuV)	Measure Level (dBuV/m)	Margin (dB)	Limit (dBuV/m)	Detector Type
1	*	10400.000	-2.140	43.780	41.641	-32.359	74.000	PEAK

Note:

1. All Readings below 1GHz are Quasi-Peak, above 1GHz are performed with peak and/or average measurements as necessary.
2. Measurement Level = Reading Level + Correct Factor.
3. Correct Factor = Antenna factor + Cable loss –Amplifier gain.
4. The average measurement was not performed when the peak measured data under the limit of average detection.
5. The emission levels of other frequencies are very lower than the limit and not show in test report.

Product	:	Intel® Wireless-AC 9560
Test Item	:	Harmonic Radiated Emission Data
Test Date	:	2019/01/02
Test Mode	:	Mode 1 SISO A: Transmit (802.11n-20BW_7.2Mbps)(5200MHz)

Vertical

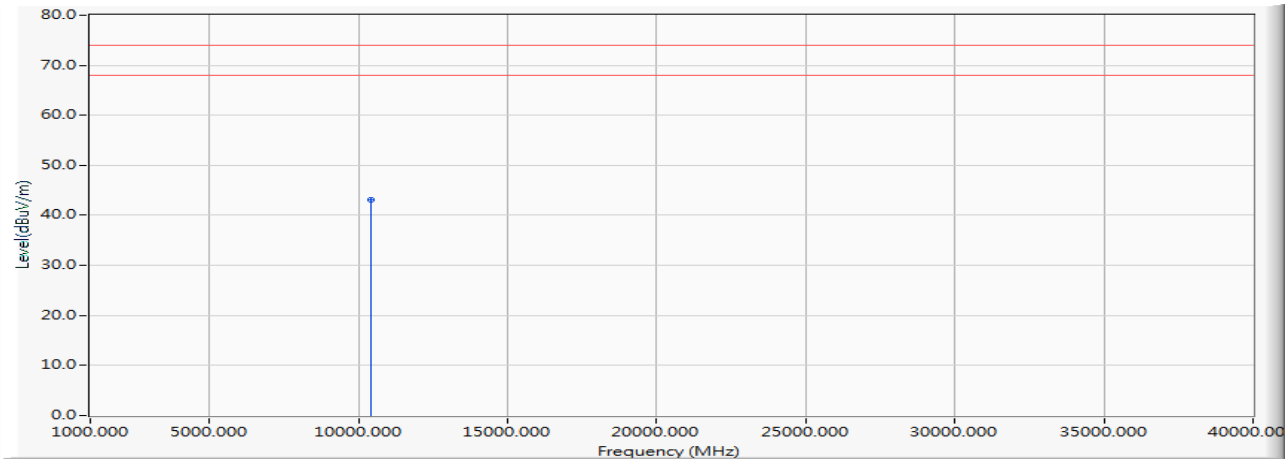

		Frequency (MHz)	Correct Factor (dB)	Reading Level (dBuV)	Measure Level (dBuV/m)	Margin (dB)	Limit (dBuV/m)	Detector Type
1	*	10400.000	-1.222	44.370	43.149	-30.851	74.000	PEAK

Note:

1. All Readings below 1GHz are Quasi-Peak, above 1GHz are performed with peak and/or average measurements as necessary.
2. Measurement Level = Reading Level + Correct Factor.
3. Correct Factor = Antenna factor + Cable loss –Amplifier gain.
4. The average measurement was not performed when the peak measured data under the limit of average detection.
5. The emission levels of other frequencies are very lower than the limit and not show in test report.

Product	:	Intel® Wireless-AC 9560
Test Item	:	Harmonic Radiated Emission Data
Test Date	:	2019/01/02
Test Mode	:	Mode 1 SISO A: Transmit (802.11n-20BW_7.2Mbps)(5240MHz)

Horizontal

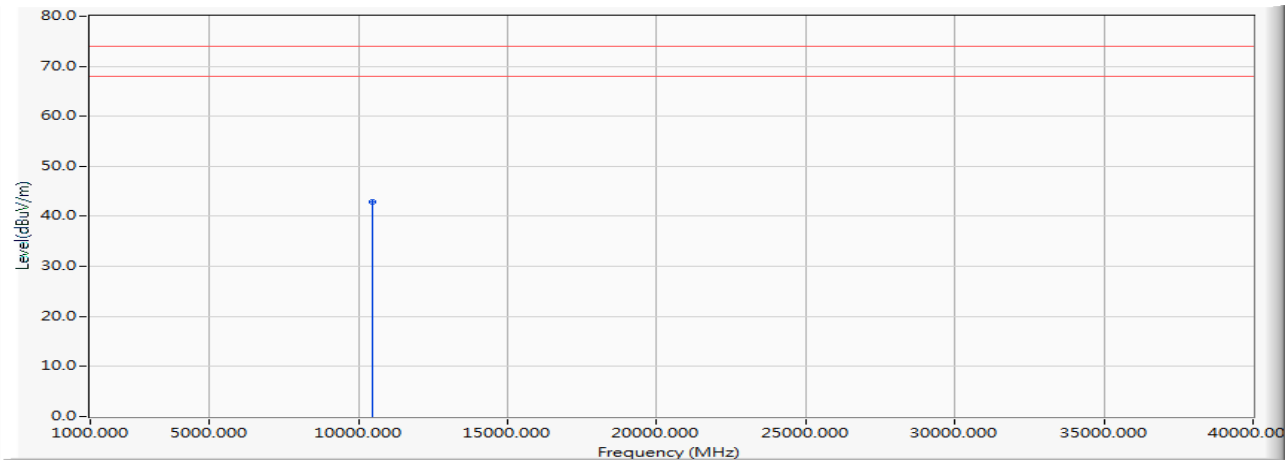

		Frequency (MHz)	Correct Factor (dB)	Reading Level (dBuV)	Measure Level (dBuV/m)	Margin (dB)	Limit (dBuV/m)	Detector Type
1	*	10480.000	-1.075	44.020	42.946	-31.054	74.000	PEAK

Note:

1. All Readings below 1GHz are Quasi-Peak, above 1GHz are performed with peak and/or average measurements as necessary.
2. Measurement Level = Reading Level + Correct Factor.
3. Correct Factor = Antenna factor + Cable loss –Amplifier gain.
4. The average measurement was not performed when the peak measured data under the limit of average detection.
5. The emission levels of other frequencies are very lower than the limit and not show in test report.

Product	:	Intel® Wireless-AC 9560
Test Item	:	Harmonic Radiated Emission Data
Test Date	:	2019/01/02
Test Mode	:	Mode 1 SISO A: Transmit (802.11n-20BW_7.2Mbps)(5240MHz)

Vertical

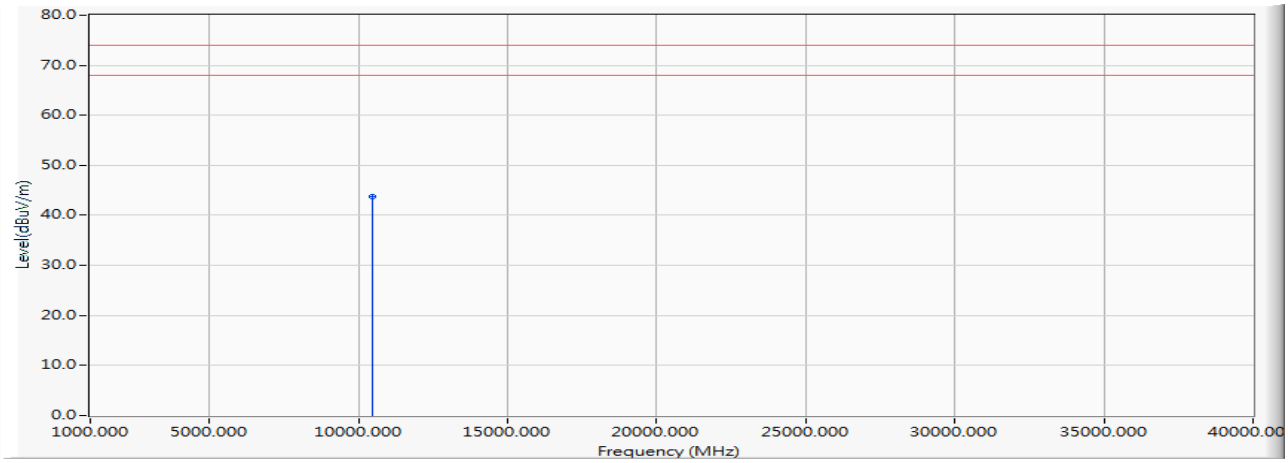

		Frequency (MHz)	Correct Factor (dB)	Reading Level (dBuV)	Measure Level (dBuV/m)	Margin (dB)	Limit (dBuV/m)	Detector Type
1	*	10480.000	-0.148	43.890	43.743	-30.257	74.000	PEAK

Note:

1. All Readings below 1GHz are Quasi-Peak, above 1GHz are performed with peak and/or average measurements as necessary.
2. Measurement Level = Reading Level + Correct Factor.
3. Correct Factor = Antenna factor + Cable loss –Amplifier gain.
4. The average measurement was not performed when the peak measured data under the limit of average detection.
5. The emission levels of other frequencies are very lower than the limit and not show in test report.

Product : Intel® Wireless-AC 9560
Test Item : Harmonic Radiated Emission Data
Test Date : 2019/01/02
Test Mode : Mode 1 SISO A: Transmit (802.11n-20BW_7.2Mbps)(5260MHz)

Horizontal

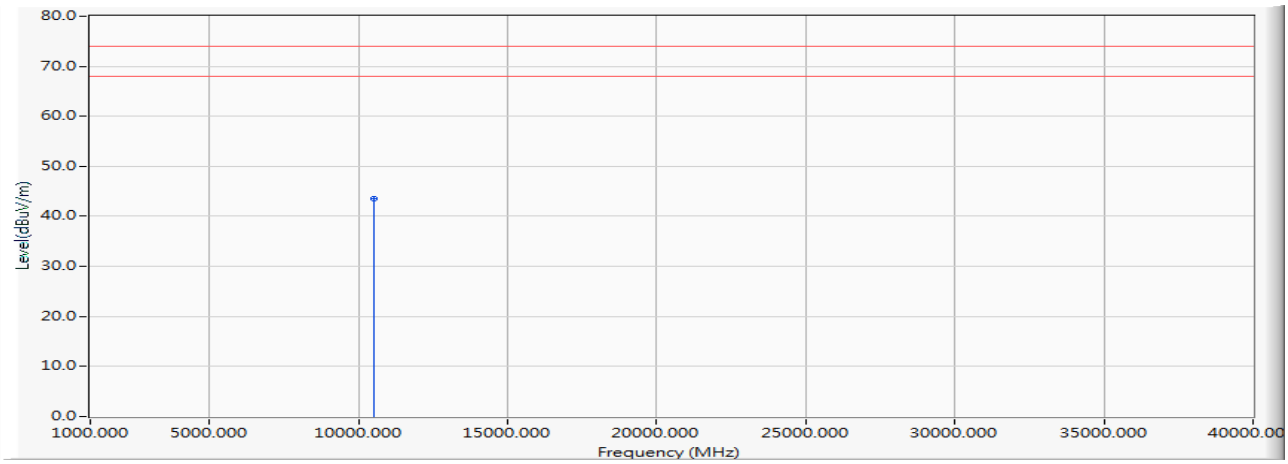

		Frequency (MHz)	Correct Factor (dB)	Reading Level (dBuV)	Measure Level (dBuV/m)	Margin (dB)	Limit (dBuV/m)	Detector Type
1	*	10520.000	-0.575	44.060	43.485	-30.515	74.000	PEAK

Note:

1. All Readings below 1GHz are Quasi-Peak, above 1GHz are performed with peak and/or average measurements as necessary.
2. Measurement Level = Reading Level + Correct Factor.
3. Correct Factor = Antenna factor + Cable loss –Amplifier gain.
4. The average measurement was not performed when the peak measured data under the limit of average detection.
5. The emission levels of other frequencies are very lower than the limit and not show in test report.

Product	:	Intel® Wireless-AC 9560
Test Item	:	Harmonic Radiated Emission Data
Test Date	:	2019/01/02
Test Mode	:	Mode 1 SISO A: Transmit (802.11n-20BW_7.2Mbps)(5260MHz)

Vertical

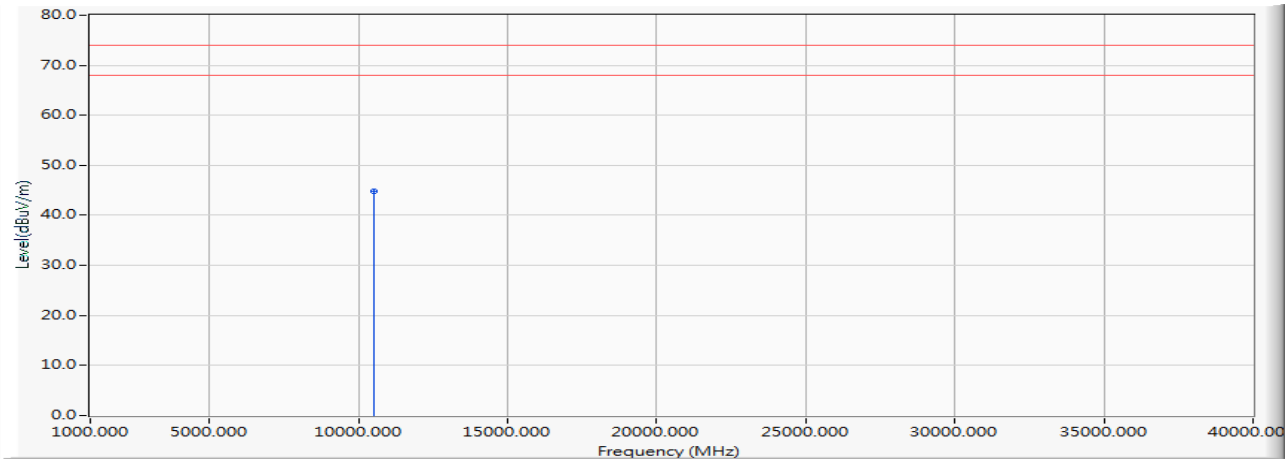

		Frequency (MHz)	Correct Factor (dB)	Reading Level (dBuV)	Measure Level (dBuV/m)	Margin (dB)	Limit (dBuV/m)	Detector Type
1	*	10520.000	0.228	44.560	44.788	-29.212	74.000	PEAK

Note:

1. All Readings below 1GHz are Quasi-Peak, above 1GHz are performed with peak and/or average measurements as necessary.
2. Measurement Level = Reading Level + Correct Factor.
3. Correct Factor = Antenna factor + Cable loss –Amplifier gain.
4. The average measurement was not performed when the peak measured data under the limit of average detection.
5. The emission levels of other frequencies are very lower than the limit and not show in test report.

Product : Intel® Wireless-AC 9560
Test Item : Harmonic Radiated Emission Data
Test Date : 2019/01/02
Test Mode : Mode 1 SISO A: Transmit (802.11n-20BW_7.2Mbps)(5280MHz)

Horizontal

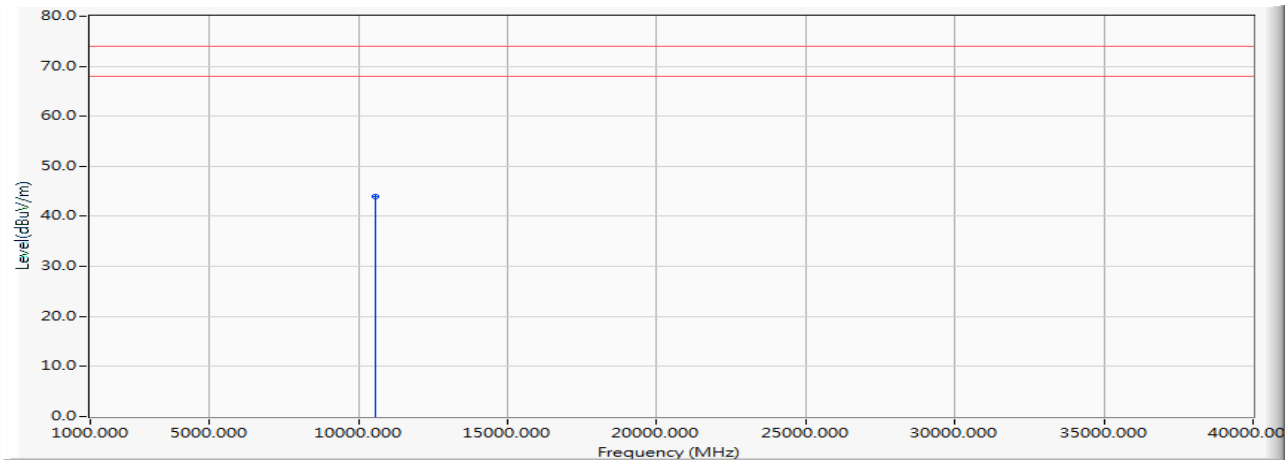

		Frequency (MHz)	Correct Factor (dB)	Reading Level (dBuV)	Measure Level (dBuV/m)	Margin (dB)	Limit (dBuV/m)	Detector Type
1	*	10560.000	-0.114	44.150	44.036	-29.964	74.000	PEAK

Note:

1. All Readings below 1GHz are Quasi-Peak, above 1GHz are performed with peak and/or average measurements as necessary.
2. Measurement Level = Reading Level + Correct Factor.
3. Correct Factor = Antenna factor + Cable loss –Amplifier gain.
4. The average measurement was not performed when the peak measured data under the limit of average detection.
5. The emission levels of other frequencies are very lower than the limit and not show in test report.

Product	:	Intel® Wireless-AC 9560
Test Item	:	Harmonic Radiated Emission Data
Test Date	:	2019/01/02
Test Mode	:	Mode 1 SISO A: Transmit (802.11n-20BW_7.2Mbps)(5280MHz)

Vertical

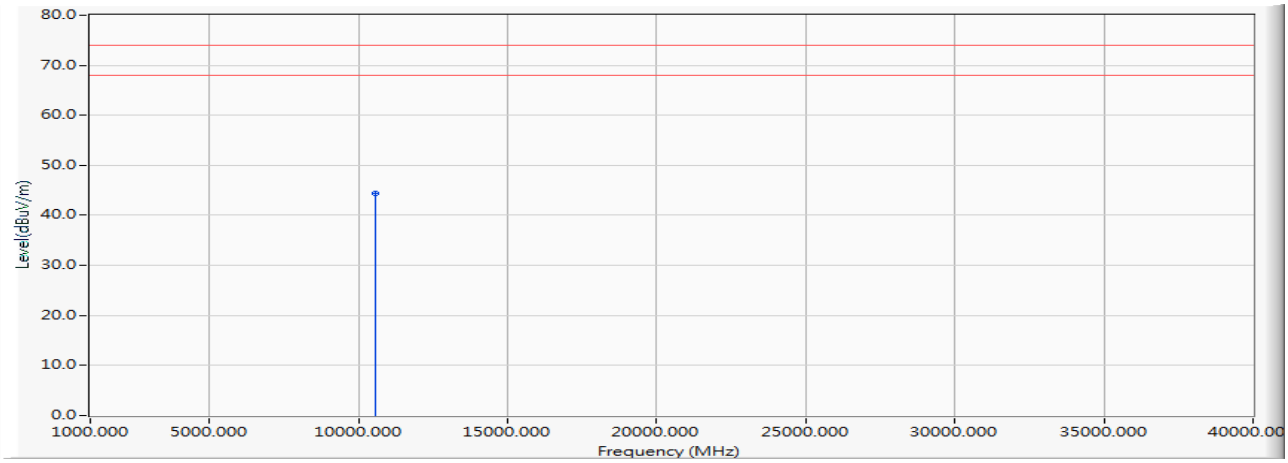

		Frequency (MHz)	Correct Factor (dB)	Reading Level (dBuV)	Measure Level (dBuV/m)	Margin (dB)	Limit (dBuV/m)	Detector Type
1	*	10560.000	0.438	44.040	44.477	-29.523	74.000	PEAK

Note:

1. All Readings below 1GHz are Quasi-Peak, above 1GHz are performed with peak and/or average measurements as necessary.
2. Measurement Level = Reading Level + Correct Factor.
3. Correct Factor = Antenna factor + Cable loss –Amplifier gain.
4. The average measurement was not performed when the peak measured data under the limit of average detection.
5. The emission levels of other frequencies are very lower than the limit and not show in test report.

Product : Intel® Wireless-AC 9560
Test Item : Harmonic Radiated Emission Data
Test Date : 2019/01/02
Test Mode : Mode 1 SISO A: Transmit (802.11n-20BW_7.2Mbps)(5320MHz)

Horizontal

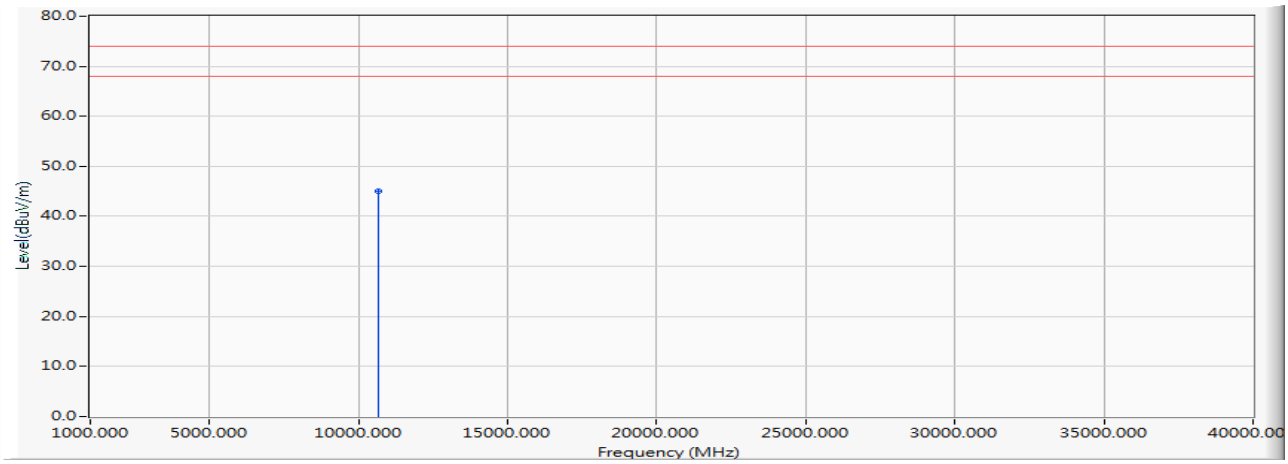

		Frequency (MHz)	Correct Factor (dB)	Reading Level (dBuV)	Measure Level (dBuV/m)	Margin (dB)	Limit (dBuV/m)	Detector Type
1	*	10640.000	0.316	44.710	45.026	-28.974	74.000	PEAK

Note:

1. All Readings below 1GHz are Quasi-Peak, above 1GHz are performed with peak and/or average measurements as necessary.
2. Measurement Level = Reading Level + Correct Factor.
3. Correct Factor = Antenna factor + Cable loss –Amplifier gain.
4. The average measurement was not performed when the peak measured data under the limit of average detection.
5. The emission levels of other frequencies are very lower than the limit and not show in test report.

Product : Intel® Wireless-AC 9560
Test Item : Harmonic Radiated Emission Data
Test Date : 2019/01/02
Test Mode : Mode 1 SISO A: Transmit (802.11n-20BW_7.2Mbps)(5320MHz)

Vertical

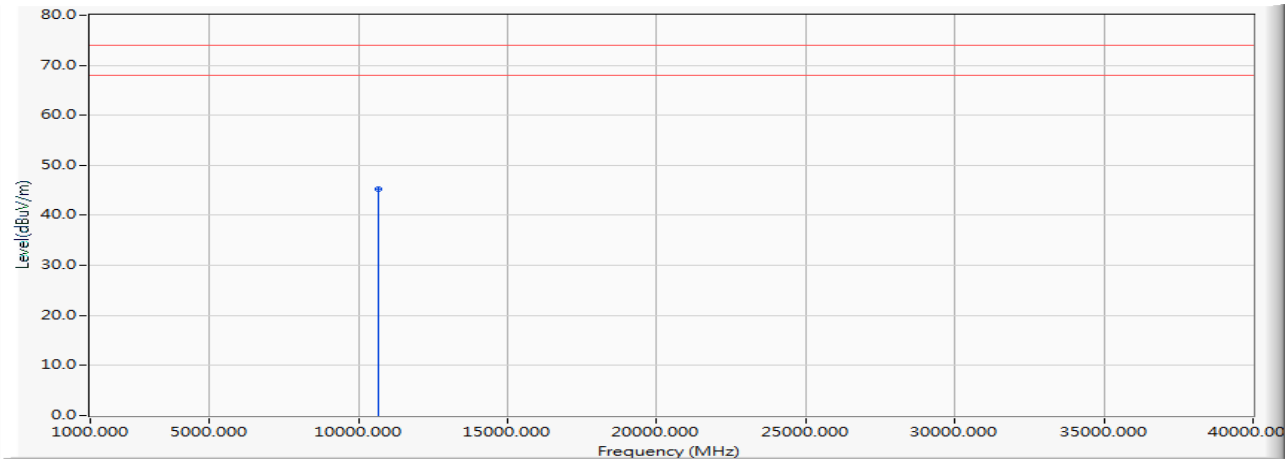

		Frequency (MHz)	Correct Factor (dB)	Reading Level (dBuV)	Measure Level (dBuV/m)	Margin (dB)	Limit (dBuV/m)	Detector Type
1	*	10640.000	0.709	44.590	45.299	-28.701	74.000	PEAK

Note:

1. All Readings below 1GHz are Quasi-Peak, above 1GHz are performed with peak and/or average measurements as necessary.
2. Measurement Level = Reading Level + Correct Factor.
3. Correct Factor = Antenna factor + Cable loss –Amplifier gain.
4. The average measurement was not performed when the peak measured data under the limit of average detection.
5. The emission levels of other frequencies are very lower than the limit and not show in test report.

Product : Intel® Wireless-AC 9560
Test Item : Harmonic Radiated Emission Data
Test Date : 2019/01/02
Test Mode : Mode 1 SISO A: Transmit (802.11n-20BW_7.2Mbps)(5500MHz)

Horizontal

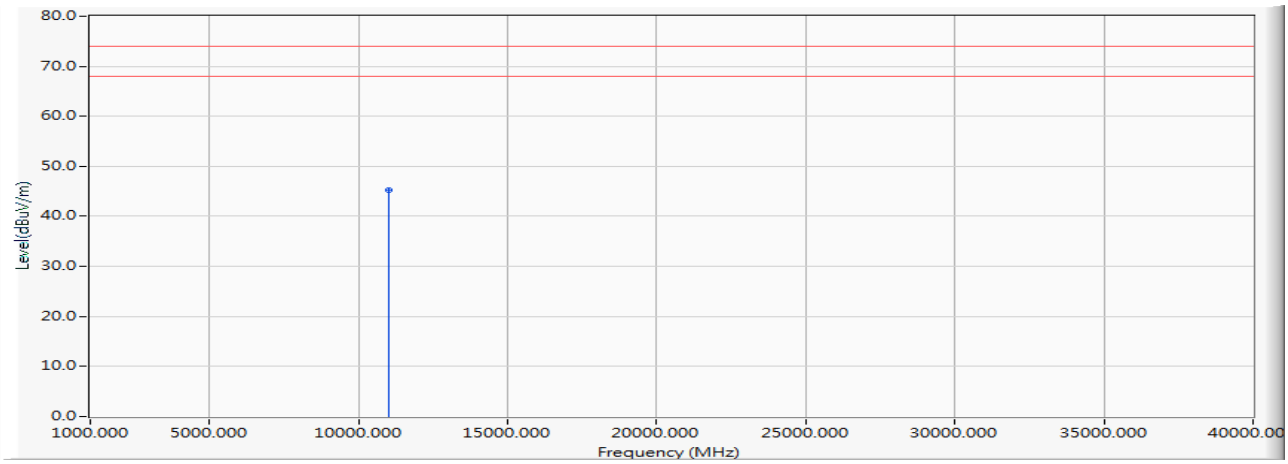

		Frequency (MHz)	Correct Factor (dB)	Reading Level (dBuV)	Measure Level (dBuV/m)	Margin (dB)	Limit (dBuV/m)	Detector Type
1	*	11000.000	1.709	43.620	45.329	-28.671	74.000	PEAK

Note:

1. All Readings below 1GHz are Quasi-Peak, above 1GHz are performed with peak and/or average measurements as necessary.
2. Measurement Level = Reading Level + Correct Factor.
3. Correct Factor = Antenna factor + Cable loss –Amplifier gain.
4. The average measurement was not performed when the peak measured data under the limit of average detection.
5. The emission levels of other frequencies are very lower than the limit and not show in test report.

Product	:	Intel® Wireless-AC 9560
Test Item	:	Harmonic Radiated Emission Data
Test Date	:	2019/01/02
Test Mode	:	Mode 1 SISO A: Transmit (802.11n-20BW_7.2Mbps)(5500MHz)

Vertical

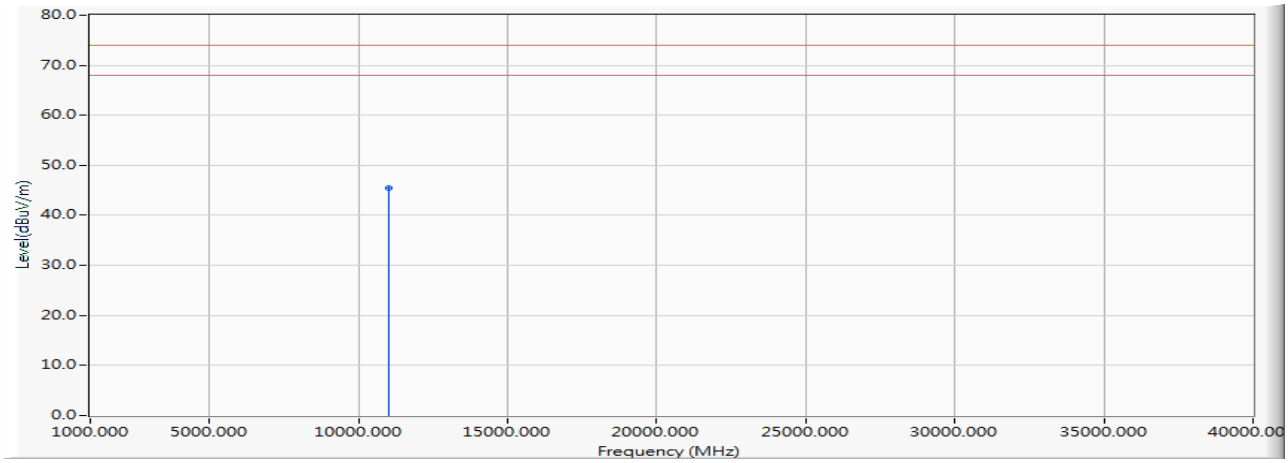

		Frequency (MHz)	Correct Factor (dB)	Reading Level (dBuV)	Measure Level (dBuV/m)	Margin (dB)	Limit (dBuV/m)	Detector Type
1	*	11000.000	2.442	43.110	45.551	-28.449	74.000	PEAK

Note:

1. All Readings below 1GHz are Quasi-Peak, above 1GHz are performed with peak and/or average measurements as necessary.
2. Measurement Level = Reading Level + Correct Factor.
3. Correct Factor = Antenna factor + Cable loss –Amplifier gain.
4. The average measurement was not performed when the peak measured data under the limit of average detection.
5. The emission levels of other frequencies are very lower than the limit and not show in test report.

Product : Intel® Wireless-AC 9560
Test Item : Harmonic Radiated Emission Data
Test Date : 2019/01/02
Test Mode : Mode 1 SISO A: Transmit (802.11n-20BW_7.2Mbps)(5600MHz)

Horizontal

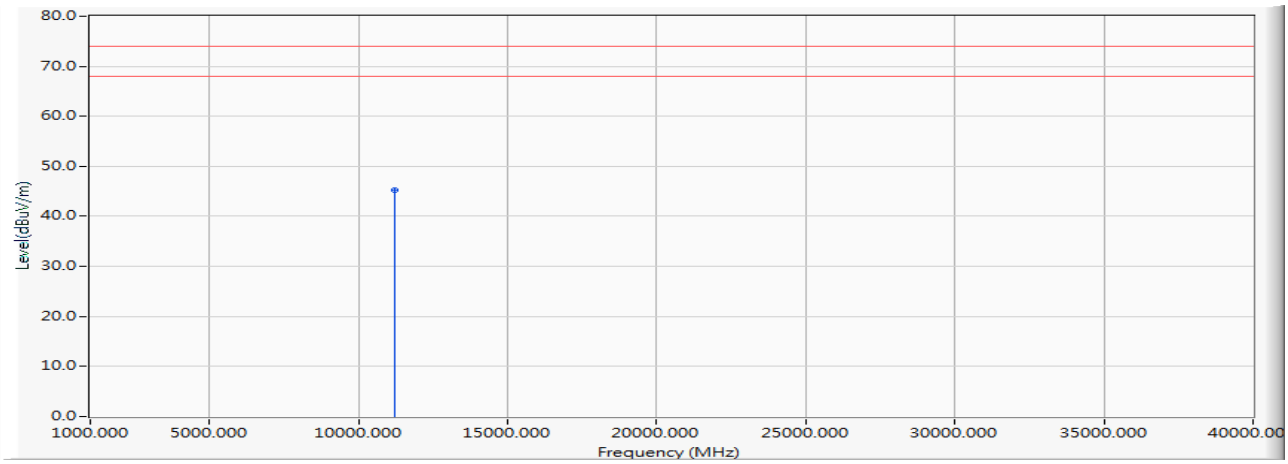

		Frequency (MHz)	Correct Factor (dB)	Reading Level (dBuV)	Measure Level (dBuV/m)	Margin (dB)	Limit (dBuV/m)	Detector Type
1	*	11200.000	2.286	42.930	45.216	-28.784	74.000	PEAK

Note:

1. All Readings below 1GHz are Quasi-Peak, above 1GHz are performed with peak and/or average measurements as necessary.
2. Measurement Level = Reading Level + Correct Factor.
3. Correct Factor = Antenna factor + Cable loss –Amplifier gain.
4. The average measurement was not performed when the peak measured data under the limit of average detection.
5. The emission levels of other frequencies are very lower than the limit and not show in test report.

Product	:	Intel® Wireless-AC 9560
Test Item	:	Harmonic Radiated Emission Data
Test Date	:	2019/01/02
Test Mode	:	Mode 1 SISO A: Transmit (802.11n-20BW_7.2Mbps)(5600MHz)

Vertical

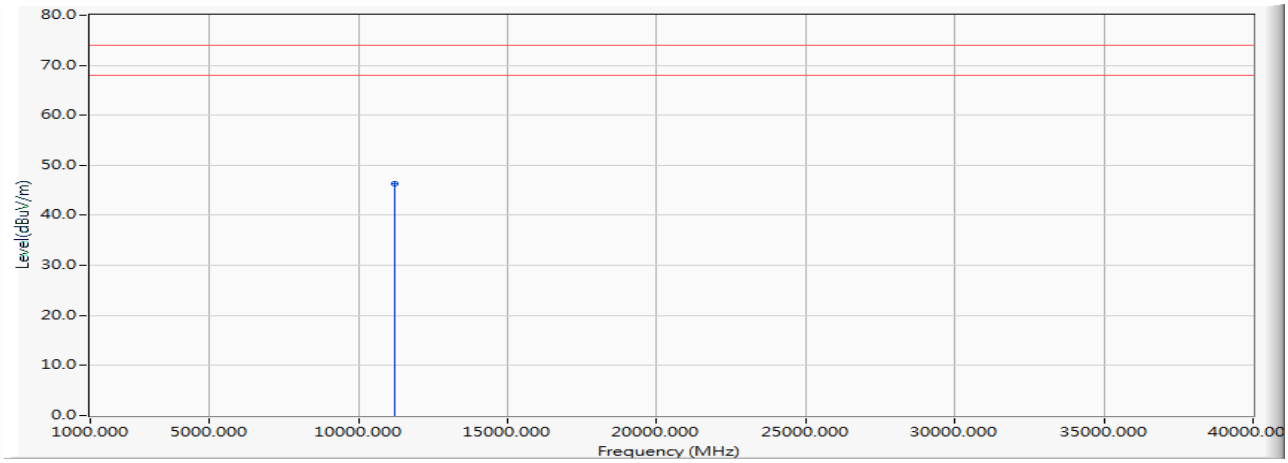

		Frequency (MHz)	Correct Factor (dB)	Reading Level (dBuV)	Measure Level (dBuV/m)	Margin (dB)	Limit (dBuV/m)	Detector Type
1	*	11200.000	3.356	42.940	46.296	-27.704	74.000	PEAK

Note:

1. All Readings below 1GHz are Quasi-Peak, above 1GHz are performed with peak and/or average measurements as necessary.
2. Measurement Level = Reading Level + Correct Factor.
3. Correct Factor = Antenna factor + Cable loss –Amplifier gain.
4. The average measurement was not performed when the peak measured data under the limit of average detection.
5. The emission levels of other frequencies are very lower than the limit and not show in test report.

Product	:	Intel® Wireless-AC 9560
Test Item	:	Harmonic Radiated Emission Data
Test Date	:	2019/01/02
Test Mode	:	Mode 1 SISO A: Transmit (802.11n-20BW_7.2Mbps)(5700MHz)

Horizontal

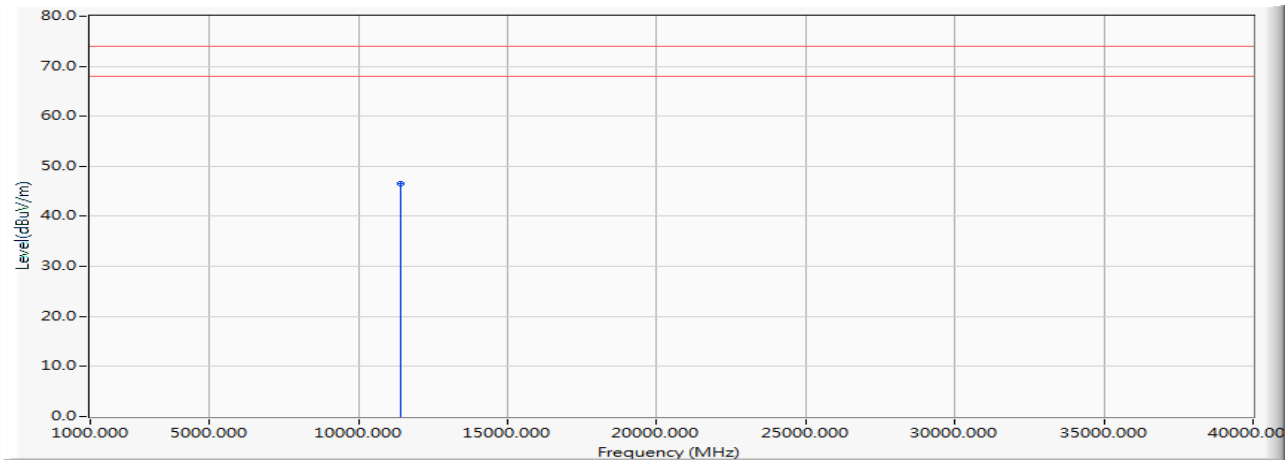

		Frequency (MHz)	Correct Factor (dB)	Reading Level (dBuV)	Measure Level (dBuV/m)	Margin (dB)	Limit (dBuV/m)	Detector Type
1	*	11400.000	2.101	44.350	46.452	-27.548	74.000	PEAK

Note:

1. All Readings below 1GHz are Quasi-Peak, above 1GHz are performed with peak and/or average measurements as necessary.
2. Measurement Level = Reading Level + Correct Factor.
3. Correct Factor = Antenna factor + Cable loss –Amplifier gain.
4. The average measurement was not performed when the peak measured data under the limit of average detection.
5. The emission levels of other frequencies are very lower than the limit and not show in test report.

Product	:	Intel® Wireless-AC 9560
Test Item	:	Harmonic Radiated Emission Data
Test Date	:	2019/01/02
Test Mode	:	Mode 1 SISO A: Transmit (802.11n-20BW_7.2Mbps)(5700MHz)

Vertical

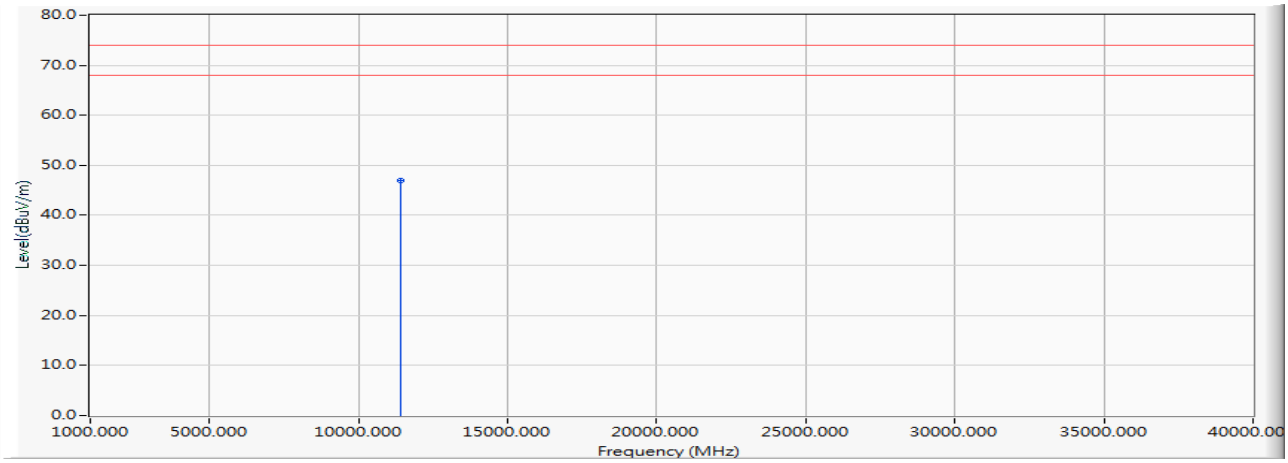

		Frequency (MHz)	Correct Factor (dB)	Reading Level (dBuV)	Measure Level (dBuV/m)	Margin (dB)	Limit (dBuV/m)	Detector Type
1	*	11400.000	2.709	44.250	46.959	-27.041	74.000	PEAK

Note:

1. All Readings below 1GHz are Quasi-Peak, above 1GHz are performed with peak and/or average measurements as necessary.
2. Measurement Level = Reading Level + Correct Factor.
3. Correct Factor = Antenna factor + Cable loss –Amplifier gain.
4. The average measurement was not performed when the peak measured data under the limit of average detection.
5. The emission levels of other frequencies are very lower than the limit and not show in test report.

Product : Intel® Wireless-AC 9560
Test Item : Harmonic Radiated Emission Data
Test Date : 2019/01/02
Test Mode : Mode 1 SISO A: Transmit (802.11n-20BW_7.2Mbps)(5745MHz)

Horizontal

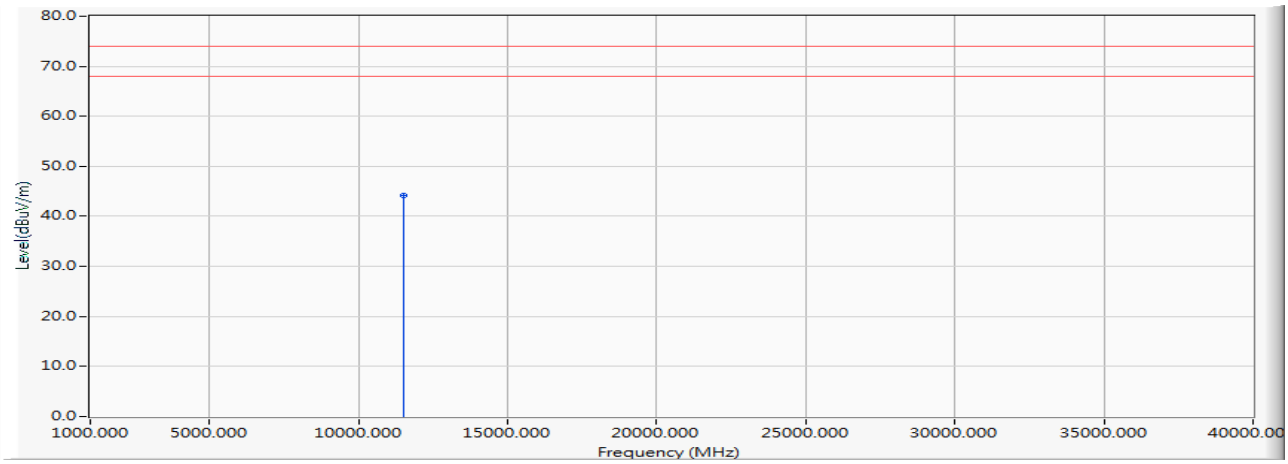

		Frequency (MHz)	Correct Factor (dB)	Reading Level (dBuV)	Measure Level (dBuV/m)	Margin (dB)	Limit (dBuV/m)	Detector Type
1	*	11490.000	2.672	41.570	44.242	-29.758	74.000	PEAK

Note:

1. All Readings below 1GHz are Quasi-Peak, above 1GHz are performed with peak and/or average measurements as necessary.
2. Measurement Level = Reading Level + Correct Factor.
3. Correct Factor = Antenna factor + Cable loss –Amplifier gain.
4. The average measurement was not performed when the peak measured data under the limit of average detection.
5. The emission levels of other frequencies are very lower than the limit and not show in test report.

Product	:	Intel® Wireless-AC 9560
Test Item	:	Harmonic Radiated Emission Data
Test Date	:	2019/01/02
Test Mode	:	Mode 1 SISO A: Transmit (802.11n-20BW_7.2Mbps)(5745MHz)

Vertical

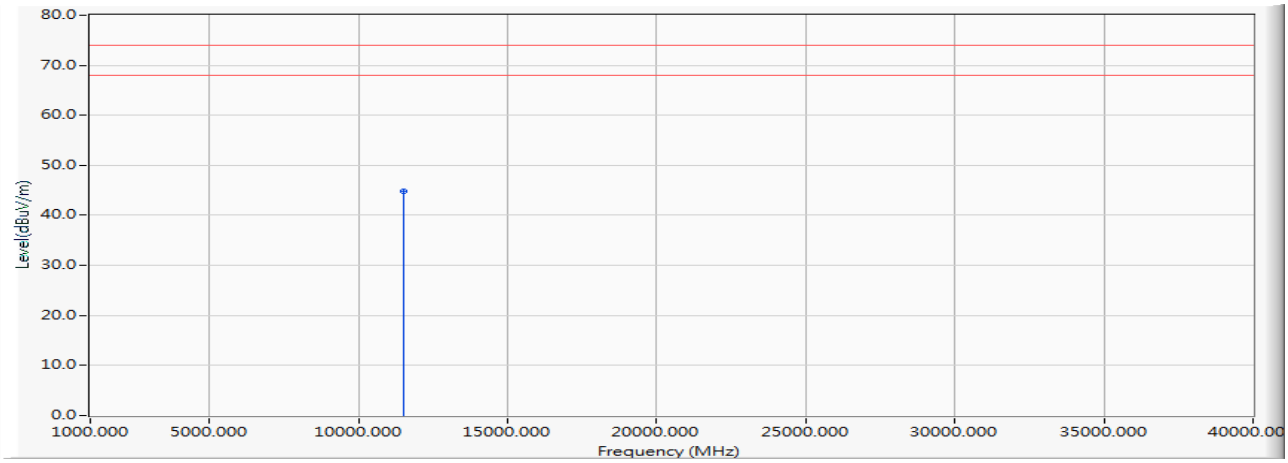

		Frequency (MHz)	Correct Factor (dB)	Reading Level (dBuV)	Measure Level (dBuV/m)	Margin (dB)	Limit (dBuV/m)	Detector Type
1	*	11490.000	3.600	41.220	44.820	-29.180	74.000	PEAK

Note:

1. All Readings below 1GHz are Quasi-Peak, above 1GHz are performed with peak and/or average measurements as necessary.
2. Measurement Level = Reading Level + Correct Factor.
3. Correct Factor = Antenna factor + Cable loss –Amplifier gain.
4. The average measurement was not performed when the peak measured data under the limit of average detection.
5. The emission levels of other frequencies are very lower than the limit and not show in test report.

Product	:	Intel® Wireless-AC 9560
Test Item	:	Harmonic Radiated Emission Data
Test Date	:	2019/01/02
Test Mode	:	Mode 1 SISO A: Transmit (802.11n-20BW_7.2Mbps)(5785MHz)

Horizontal

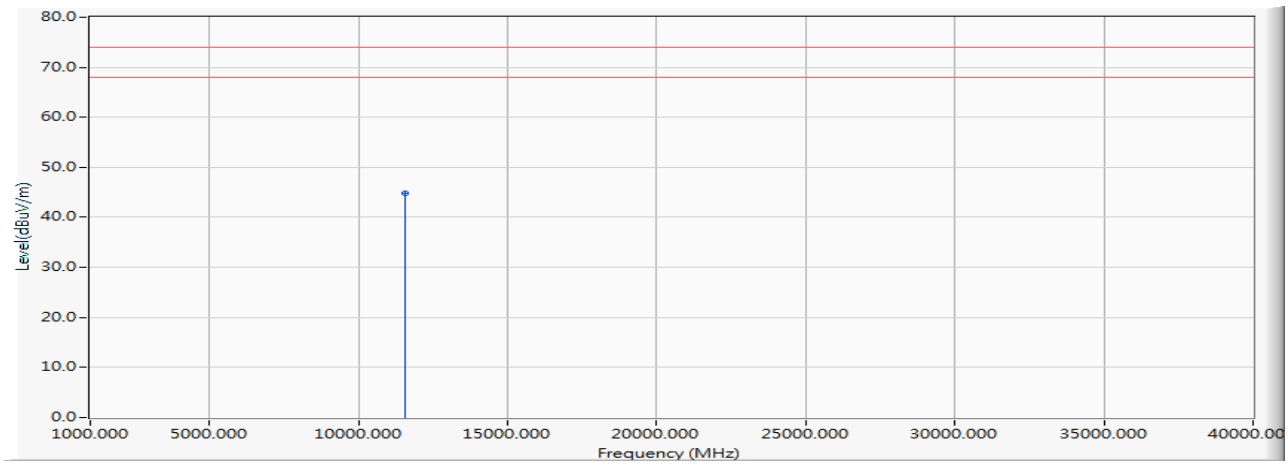

		Frequency (MHz)	Correct Factor (dB)	Reading Level (dBuV)	Measure Level (dBuV/m)	Margin (dB)	Limit (dBuV/m)	Detector Type
1	*	11570.000	2.336	42.410	44.746	-29.254	74.000	PEAK

Note:

1. All Readings below 1GHz are Quasi-Peak, above 1GHz are performed with peak and/or average measurements as necessary.
2. Measurement Level = Reading Level + Correct Factor.
3. Correct Factor = Antenna factor + Cable loss –Amplifier gain.
4. The average measurement was not performed when the peak measured data under the limit of average detection.
5. The emission levels of other frequencies are very lower than the limit and not show in test report.

Product	:	Intel® Wireless-AC 9560
Test Item	:	Harmonic Radiated Emission Data
Test Date	:	2019/01/02
Test Mode	:	Mode 1 SISO A: Transmit (802.11n-20BW_7.2Mbps)(5785MHz)

Vertical

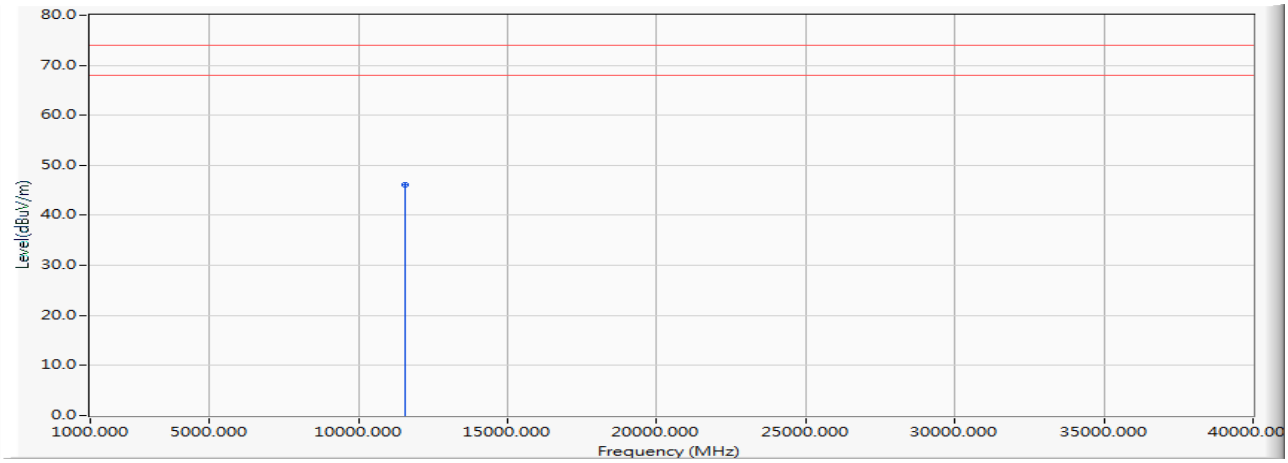

		Frequency (MHz)	Correct Factor (dB)	Reading Level (dBuV)	Measure Level (dBuV/m)	Margin (dB)	Limit (dBuV/m)	Detector Type
1	*	11570.000	3.225	42.860	46.084	-27.916	74.000	PEAK

Note:

1. All Readings below 1GHz are Quasi-Peak, above 1GHz are performed with peak and/or average measurements as necessary.
2. Measurement Level = Reading Level + Correct Factor.
3. Correct Factor = Antenna factor + Cable loss –Amplifier gain.
4. The average measurement was not performed when the peak measured data under the limit of average detection.
5. The emission levels of other frequencies are very lower than the limit and not show in test report.

Product : Intel® Wireless-AC 9560
Test Item : Harmonic Radiated Emission Data
Test Date : 2019/01/02
Test Mode : Mode 1 SISO A: Transmit (802.11n-20BW_7.2Mbps)(5825MHz)

Horizontal

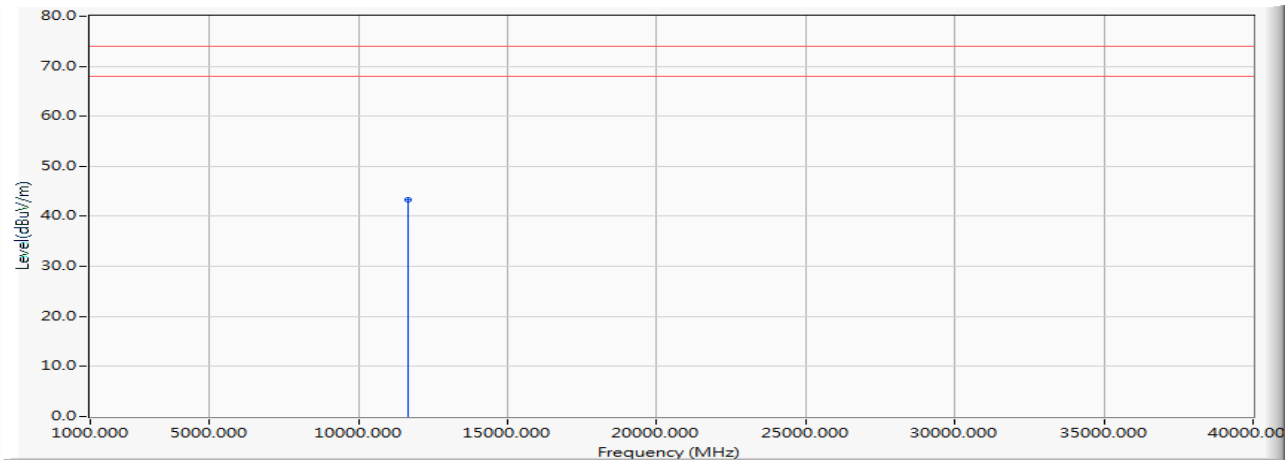

		Frequency (MHz)	Correct Factor (dB)	Reading Level (dBuV)	Measure Level (dBuV/m)	Margin (dB)	Limit (dBuV/m)	Detector Type
1	*	11650.000	1.608	41.810	43.419	-30.581	74.000	PEAK

Note:

1. All Readings below 1GHz are Quasi-Peak, above 1GHz are performed with peak and/or average measurements as necessary.
2. Measurement Level = Reading Level + Correct Factor.
3. Correct Factor = Antenna factor + Cable loss –Amplifier gain.
4. The average measurement was not performed when the peak measured data under the limit of average detection.
5. The emission levels of other frequencies are very lower than the limit and not show in test report.

Product	:	Intel® Wireless-AC 9560
Test Item	:	Harmonic Radiated Emission Data
Test Date	:	2019/01/02
Test Mode	:	Mode 1 SISO A: Transmit (802.11n-20BW_7.2Mbps)(5825MHz)

Vertical

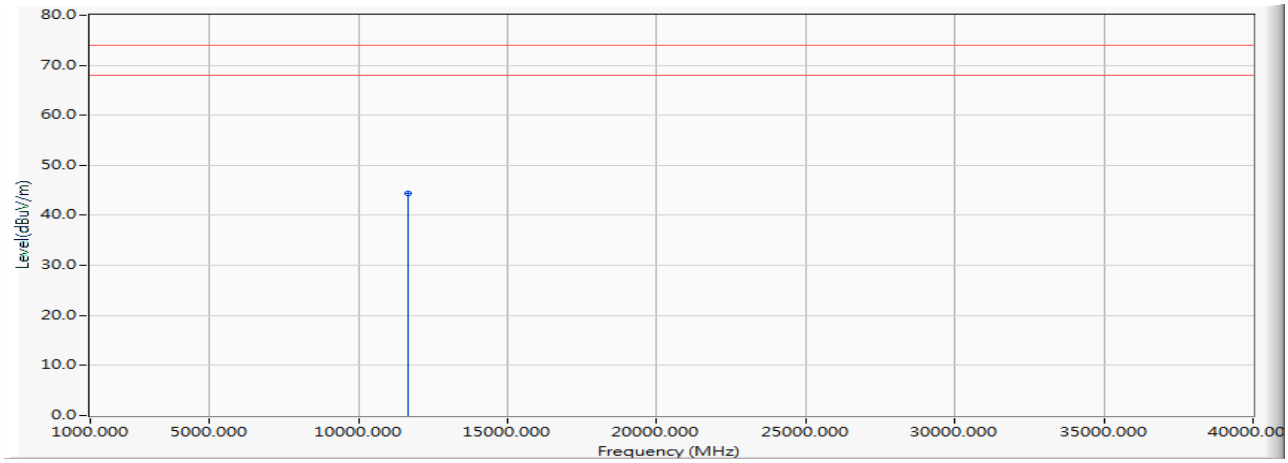

		Frequency (MHz)	Correct Factor (dB)	Reading Level (dBuV)	Measure Level (dBuV/m)	Margin (dB)	Limit (dBuV/m)	Detector Type
1	*	11650.000	2.724	41.750	44.475	-29.525	74.000	PEAK

Note:

1. All Readings below 1GHz are Quasi-Peak, above 1GHz are performed with peak and/or average measurements as necessary.
2. Measurement Level = Reading Level + Correct Factor.
3. Correct Factor = Antenna factor + Cable loss –Amplifier gain.
4. The average measurement was not performed when the peak measured data under the limit of average detection.
5. The emission levels of other frequencies are very lower than the limit and not show in test report.

Product	:	Intel® Wireless-AC 9560
Test Item	:	Harmonic Radiated Emission Data
Test Date	:	2019/01/02
Test Mode	:	Mode 1 SISO A: Transmit (802.11n-40BW_15Mbps)(5190MHz)

Horizontal

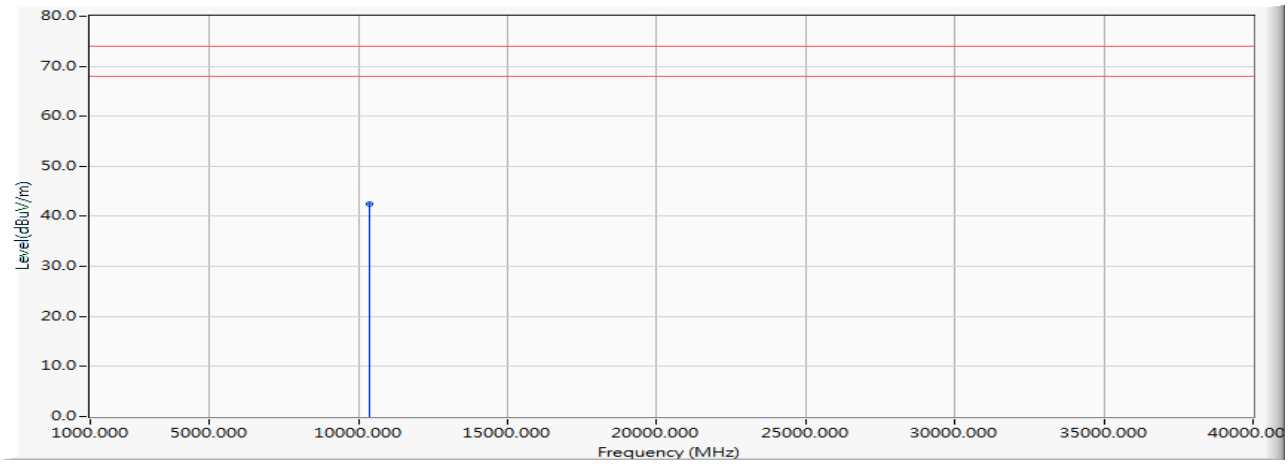

		Frequency (MHz)	Correct Factor (dB)	Reading Level (dBuV)	Measure Level (dBuV/m)	Margin (dB)	Limit (dBuV/m)	Detector Type
1	*	10380.000	-2.167	44.630	42.463	-31.537	74.000	PEAK

Note:

1. All Readings below 1GHz are Quasi-Peak, above 1GHz are performed with peak and/or average measurements as necessary.
2. Measurement Level = Reading Level + Correct Factor.
3. Correct Factor = Antenna factor + Cable loss –Amplifier gain.
4. The average measurement was not performed when the peak measured data under the limit of average detection.
5. The emission levels of other frequencies are very lower than the limit and not show in test report.

Product	:	Intel® Wireless-AC 9560
Test Item	:	Harmonic Radiated Emission Data
Test Date	:	2019/01/02
Test Mode	:	Mode 1 SISO A: Transmit (802.11n-40BW_15Mbps)(5190MHz)

Vertical

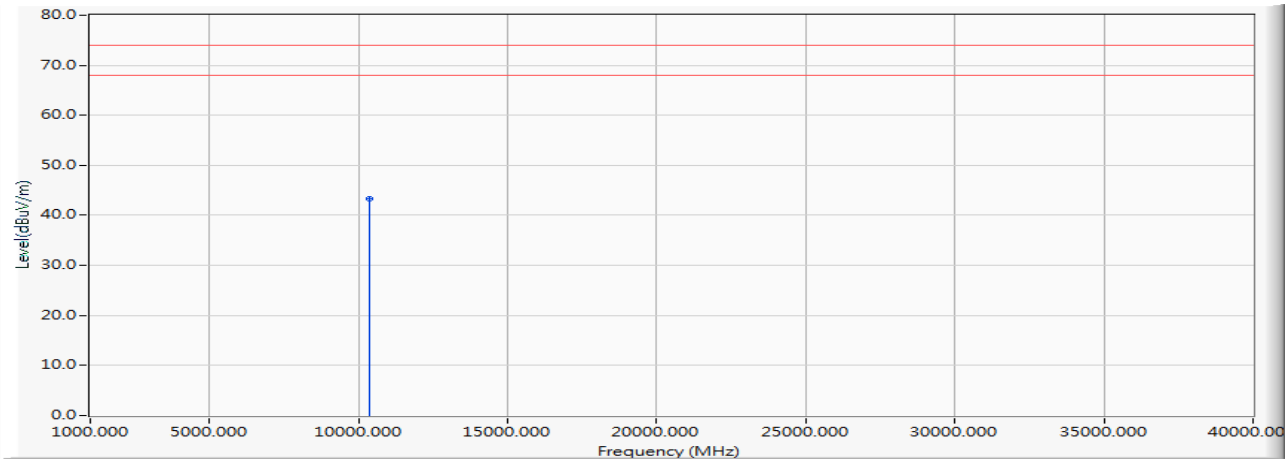

		Frequency (MHz)	Correct Factor (dB)	Reading Level (dBuV)	Measure Level (dBuV/m)	Margin (dB)	Limit (dBuV/m)	Detector Type
1	*	10380.000	-1.310	44.630	43.320	-30.680	74.000	PEAK

Note:

1. All Readings below 1GHz are Quasi-Peak, above 1GHz are performed with peak and/or average measurements as necessary.
2. Measurement Level = Reading Level + Correct Factor.
3. Correct Factor = Antenna factor + Cable loss –Amplifier gain.
4. The average measurement was not performed when the peak measured data under the limit of average detection.
5. The emission levels of other frequencies are very lower than the limit and not show in test report.

Product : Intel® Wireless-AC 9560
Test Item : Harmonic Radiated Emission Data
Test Date : 2019/01/02
Test Mode : Mode 1 SISO A: Transmit (802.11n-40BW_15Mbps)(5230MHz)

Horizontal

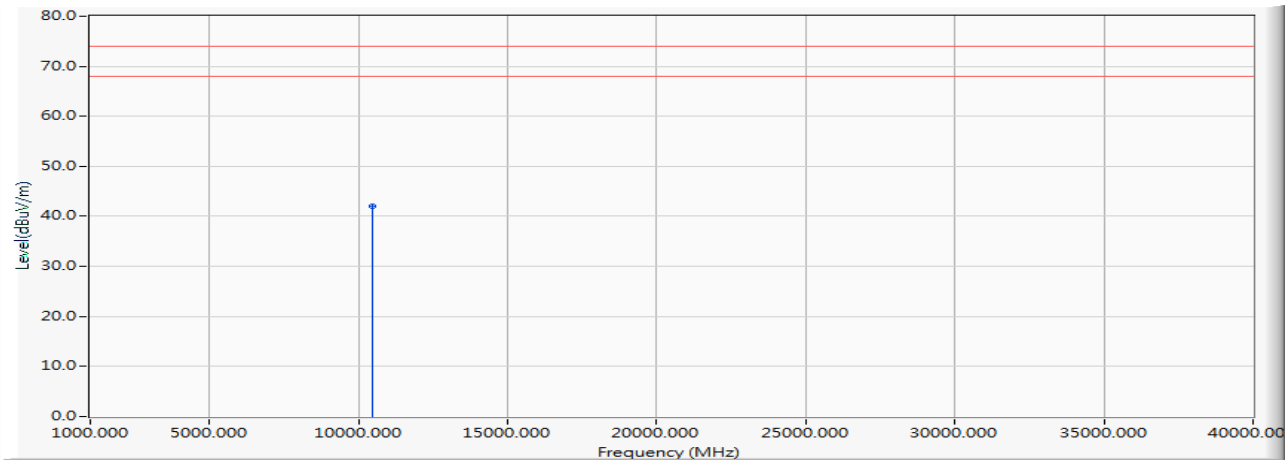

		Frequency (MHz)	Correct Factor (dB)	Reading Level (dBuV)	Measure Level (dBuV/m)	Margin (dB)	Limit (dBuV/m)	Detector Type
1	*	10460.000	-1.343	43.370	42.026	-31.974	74.000	PEAK

Note:

1. All Readings below 1GHz are Quasi-Peak, above 1GHz are performed with peak and/or average measurements as necessary.
2. Measurement Level = Reading Level + Correct Factor.
3. Correct Factor = Antenna factor + Cable loss –Amplifier gain.
4. The average measurement was not performed when the peak measured data under the limit of average detection.
5. The emission levels of other frequencies are very lower than the limit and not show in test report.

Product	:	Intel® Wireless-AC 9560
Test Item	:	Harmonic Radiated Emission Data
Test Date	:	2019/01/02
Test Mode	:	Mode 1 SISO A: Transmit (802.11n-40BW_15Mbps)(5230MHz)

Vertical

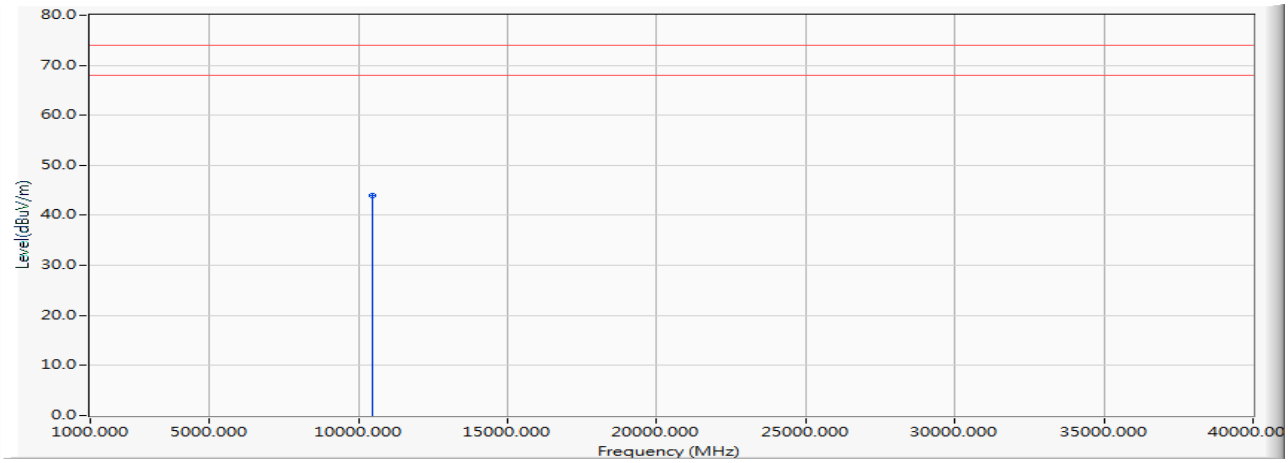

		Frequency (MHz)	Correct Factor (dB)	Reading Level (dBuV)	Measure Level (dBuV/m)	Margin (dB)	Limit (dBuV/m)	Detector Type
1	*	10460.000	-0.418	44.390	43.971	-30.029	74.000	PEAK

Note:

1. All Readings below 1GHz are Quasi-Peak, above 1GHz are performed with peak and/or average measurements as necessary.
2. Measurement Level = Reading Level + Correct Factor.
3. Correct Factor = Antenna factor + Cable loss –Amplifier gain.
4. The average measurement was not performed when the peak measured data under the limit of average detection.
5. The emission levels of other frequencies are very lower than the limit and not show in test report.

Product	:	Intel® Wireless-AC 9560
Test Item	:	Harmonic Radiated Emission Data
Test Date	:	2019/01/02
Test Mode	:	Mode 1 SISO A: Transmit (802.11n-40BW_15Mbps)(5270MHz)

Horizontal

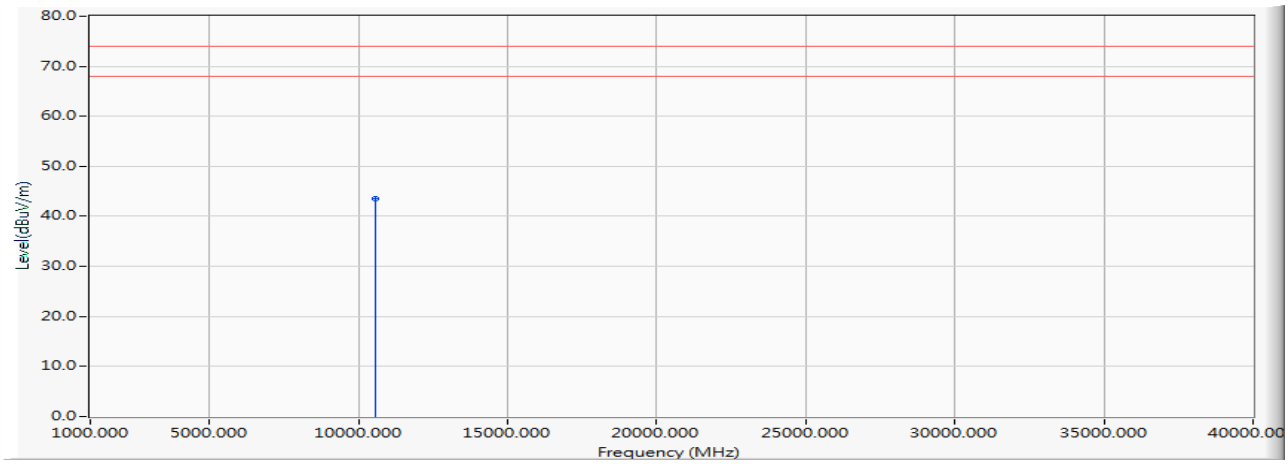

		Frequency (MHz)	Correct Factor (dB)	Reading Level (dBuV)	Measure Level (dBuV/m)	Margin (dB)	Limit (dBuV/m)	Detector Type
1	*	10540.000	-0.344	43.940	43.596	-30.404	74.000	PEAK

Note:

1. All Readings below 1GHz are Quasi-Peak, above 1GHz are performed with peak and/or average measurements as necessary.
2. Measurement Level = Reading Level + Correct Factor.
3. Correct Factor = Antenna factor + Cable loss –Amplifier gain.
4. The average measurement was not performed when the peak measured data under the limit of average detection.
5. The emission levels of other frequencies are very lower than the limit and not show in test report.

Product	:	Intel® Wireless-AC 9560
Test Item	:	Harmonic Radiated Emission Data
Test Date	:	2019/01/02
Test Mode	:	Mode 1 SISO A: Transmit (802.11n-40BW_15Mbps)(5270MHz)

Vertical

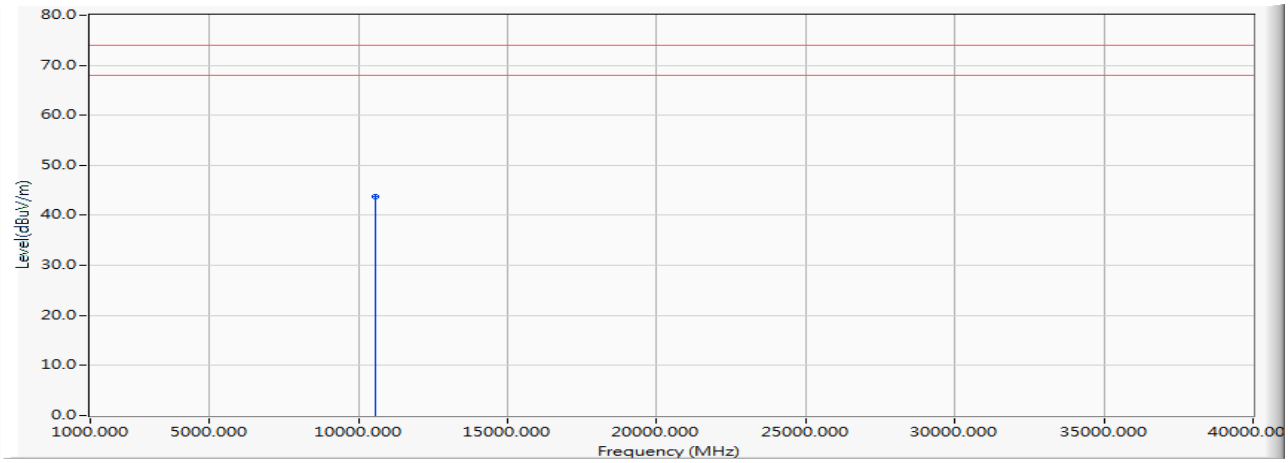

		Frequency (MHz)	Correct Factor (dB)	Reading Level (dBuV)	Measure Level (dBuV/m)	Margin (dB)	Limit (dBuV/m)	Detector Type
1	*	10540.000	0.334	43.510	43.844	-30.156	74.000	PEAK

Note:

1. All Readings below 1GHz are Quasi-Peak, above 1GHz are performed with peak and/or average measurements as necessary.
2. Measurement Level = Reading Level + Correct Factor.
3. Correct Factor = Antenna factor + Cable loss –Amplifier gain.
4. The average measurement was not performed when the peak measured data under the limit of average detection.
5. The emission levels of other frequencies are very lower than the limit and not show in test report.

Product	:	Intel® Wireless-AC 9560
Test Item	:	Harmonic Radiated Emission Data
Test Date	:	2019/01/02
Test Mode	:	Mode 1 SISO A: Transmit (802.11n-40BW_15Mbps)(5310MHz)

Horizontal

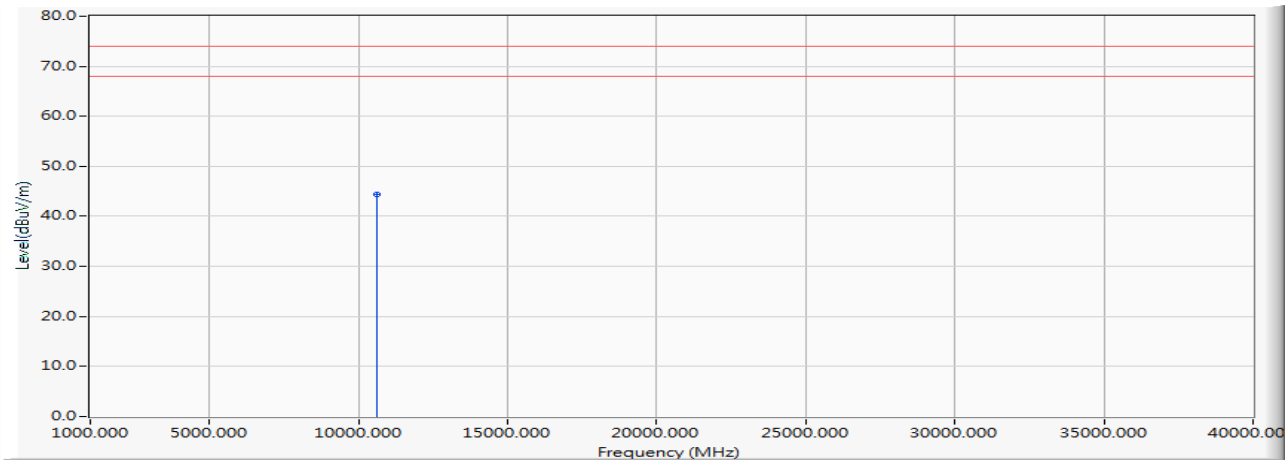

		Frequency (MHz)	Correct Factor (dB)	Reading Level (dBuV)	Measure Level (dBuV/m)	Margin (dB)	Limit (dBuV/m)	Detector Type
1	*	10620.000	0.331	44.060	44.391	-29.609	74.000	PEAK

Note:

1. All Readings below 1GHz are Quasi-Peak, above 1GHz are performed with peak and/or average measurements as necessary.
2. Measurement Level = Reading Level + Correct Factor.
3. Correct Factor = Antenna factor + Cable loss –Amplifier gain.
4. The average measurement was not performed when the peak measured data under the limit of average detection.
5. The emission levels of other frequencies are very lower than the limit and not show in test report.

Product	:	Intel® Wireless-AC 9560
Test Item	:	Harmonic Radiated Emission Data
Test Date	:	2019/01/02
Test Mode	:	Mode 1 SISO A: Transmit (802.11n-40BW_15Mbps)(5310MHz)

Vertical

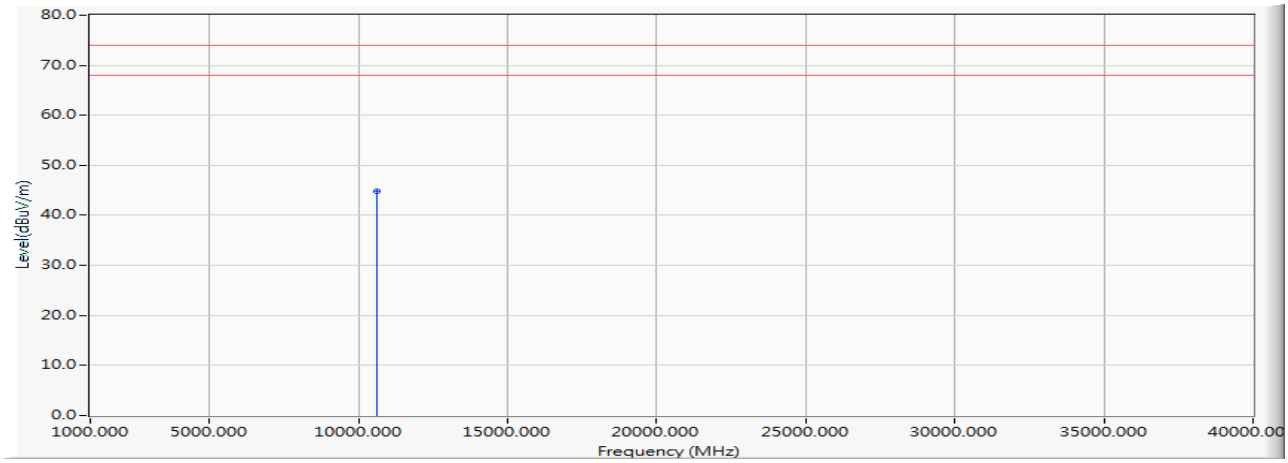

		Frequency (MHz)	Correct Factor (dB)	Reading Level (dBuV)	Measure Level (dBuV/m)	Margin (dB)	Limit (dBuV/m)	Detector Type
1	*	10620.000	0.678	44.120	44.798	-29.202	74.000	PEAK

Note:

1. All Readings below 1GHz are Quasi-Peak, above 1GHz are performed with peak and/or average measurements as necessary.
2. Measurement Level = Reading Level + Correct Factor.
3. Correct Factor = Antenna factor + Cable loss –Amplifier gain.
4. The average measurement was not performed when the peak measured data under the limit of average detection.
5. The emission levels of other frequencies are very lower than the limit and not show in test report.

Product	:	Intel® Wireless-AC 9560
Test Item	:	Harmonic Radiated Emission Data
Test Date	:	2019/01/02
Test Mode	:	Mode 1 SISO A: Transmit (802.11n-40BW_15Mbps)(5510MHz)

Horizontal

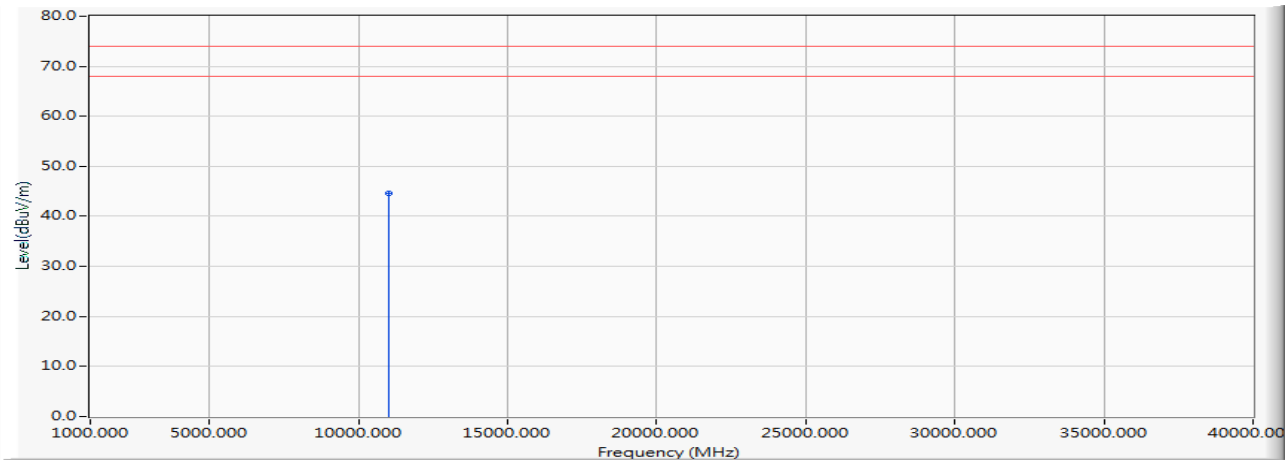

		Frequency (MHz)	Correct Factor (dB)	Reading Level (dBuV)	Measure Level (dBuV/m)	Margin (dB)	Limit (dBuV/m)	Detector Type
1	*	11020.000	1.816	42.750	44.565	-29.435	74.000	PEAK

Note:

1. All Readings below 1GHz are Quasi-Peak, above 1GHz are performed with peak and/or average measurements as necessary.
2. Measurement Level = Reading Level + Correct Factor.
3. Correct Factor = Antenna factor + Cable loss –Amplifier gain.
4. The average measurement was not performed when the peak measured data under the limit of average detection.
5. The emission levels of other frequencies are very lower than the limit and not show in test report.

Product	:	Intel® Wireless-AC 9560
Test Item	:	Harmonic Radiated Emission Data
Test Date	:	2019/01/02
Test Mode	:	Mode 1 SISO A: Transmit (802.11n-40BW_15Mbps)(5510MHz)

Vertical

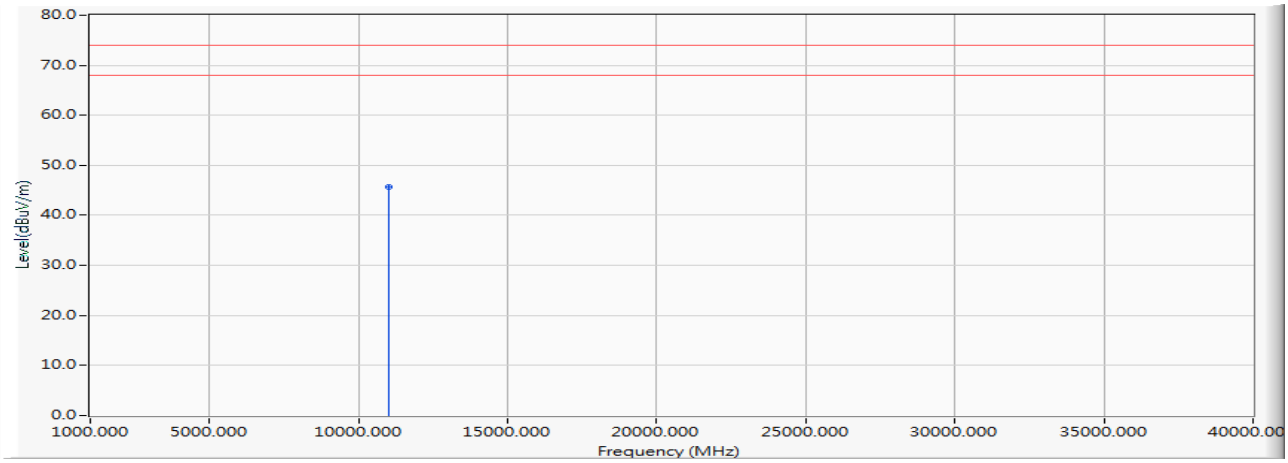

		Frequency (MHz)	Correct Factor (dB)	Reading Level (dBuV)	Measure Level (dBuV/m)	Margin (dB)	Limit (dBuV/m)	Detector Type
1	*	11020.000	2.566	43.040	45.606	-28.394	74.000	PEAK

Note:

1. All Readings below 1GHz are Quasi-Peak, above 1GHz are performed with peak and/or average measurements as necessary.
2. Measurement Level = Reading Level + Correct Factor.
3. Correct Factor = Antenna factor + Cable loss –Amplifier gain.
4. The average measurement was not performed when the peak measured data under the limit of average detection.
5. The emission levels of other frequencies are very lower than the limit and not show in test report.

Product	:	Intel® Wireless-AC 9560
Test Item	:	Harmonic Radiated Emission Data
Test Date	:	2019/01/02
Test Mode	:	Mode 1 SISO A: Transmit (802.11n-40BW_15Mbps)(5590MHz)

Horizontal

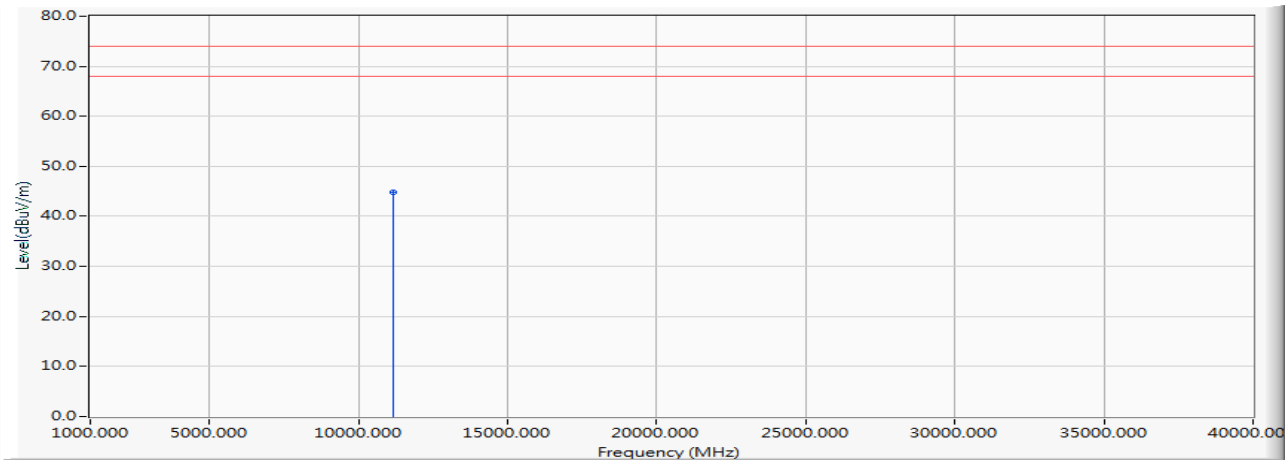

		Frequency (MHz)	Correct Factor (dB)	Reading Level (dBuV)	Measure Level (dBuV/m)	Margin (dB)	Limit (dBuV/m)	Detector Type
1	*	11180.000	2.255	42.590	44.844	-29.156	74.000	PEAK

Note:

1. All Readings below 1GHz are Quasi-Peak, above 1GHz are performed with peak and/or average measurements as necessary.
2. Measurement Level = Reading Level + Correct Factor.
3. Correct Factor = Antenna factor + Cable loss –Amplifier gain.
4. The average measurement was not performed when the peak measured data under the limit of average detection.
5. The emission levels of other frequencies are very lower than the limit and not show in test report.

Product	:	Intel® Wireless-AC 9560
Test Item	:	Harmonic Radiated Emission Data
Test Date	:	2019/01/02
Test Mode	:	Mode 1 SISO A: Transmit (802.11n-40BW_15Mbps)(5590MHz)

Vertical

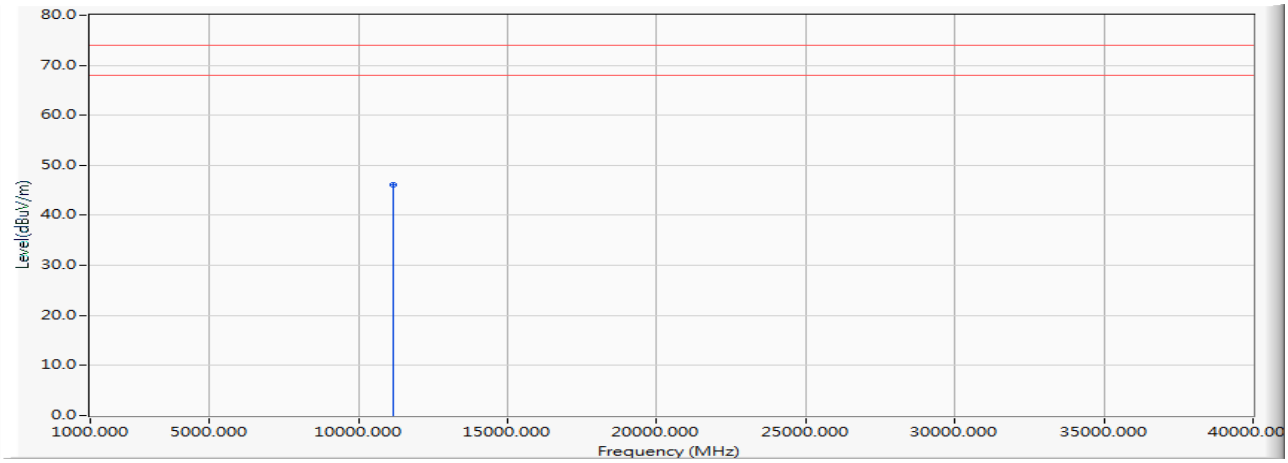

		Frequency (MHz)	Correct Factor (dB)	Reading Level (dBuV)	Measure Level (dBuV/m)	Margin (dB)	Limit (dBuV/m)	Detector Type
1	*	11180.000	3.279	42.940	46.219	-27.781	74.000	PEAK

Note:

1. All Readings below 1GHz are Quasi-Peak, above 1GHz are performed with peak and/or average measurements as necessary.
2. Measurement Level = Reading Level + Correct Factor.
3. Correct Factor = Antenna factor + Cable loss –Amplifier gain.
4. The average measurement was not performed when the peak measured data under the limit of average detection.
5. The emission levels of other frequencies are very lower than the limit and not show in test report.

Product : Intel® Wireless-AC 9560
Test Item : Harmonic Radiated Emission Data
Test Date : 2019/01/02
Test Mode : Mode 1 SISO A: Transmit (802.11n-40BW_15Mbps)(5670MHz)

Horizontal

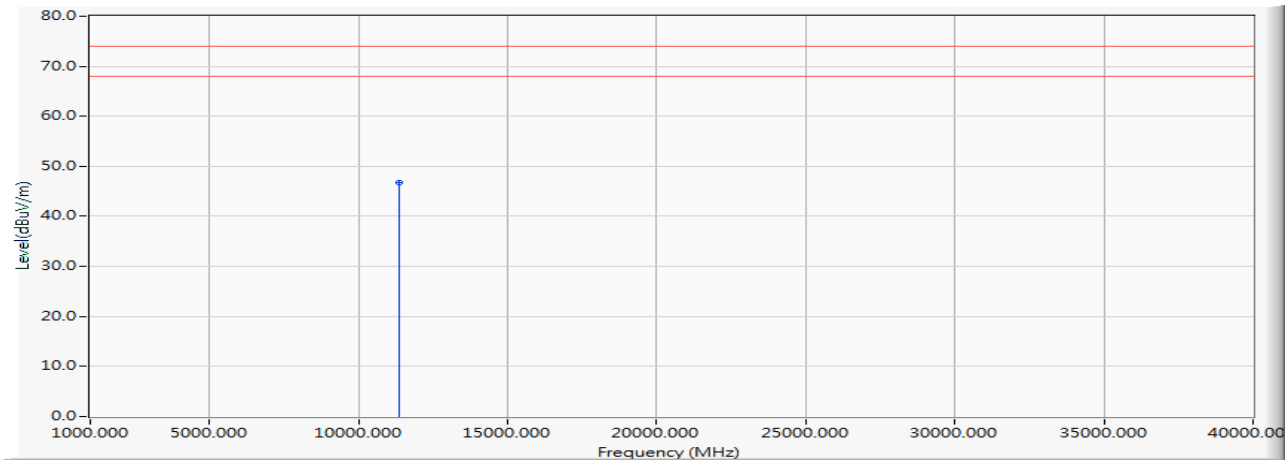

		Frequency (MHz)	Correct Factor (dB)	Reading Level (dBuV)	Measure Level (dBuV/m)	Margin (dB)	Limit (dBuV/m)	Detector Type
1	*	11340.000	1.996	44.800	46.795	-27.205	74.000	PEAK

Note:

1. All Readings below 1GHz are Quasi-Peak, above 1GHz are performed with peak and/or average measurements as necessary.
2. Measurement Level = Reading Level + Correct Factor.
3. Correct Factor = Antenna factor + Cable loss –Amplifier gain.
4. The average measurement was not performed when the peak measured data under the limit of average detection.
5. The emission levels of other frequencies are very lower than the limit and not show in test report.

Product	:	Intel® Wireless-AC 9560
Test Item	:	Harmonic Radiated Emission Data
Test Date	:	2019/01/02
Test Mode	:	Mode 1 SISO A: Transmit (802.11n-40BW_15Mbps)(5670MHz)

Vertical

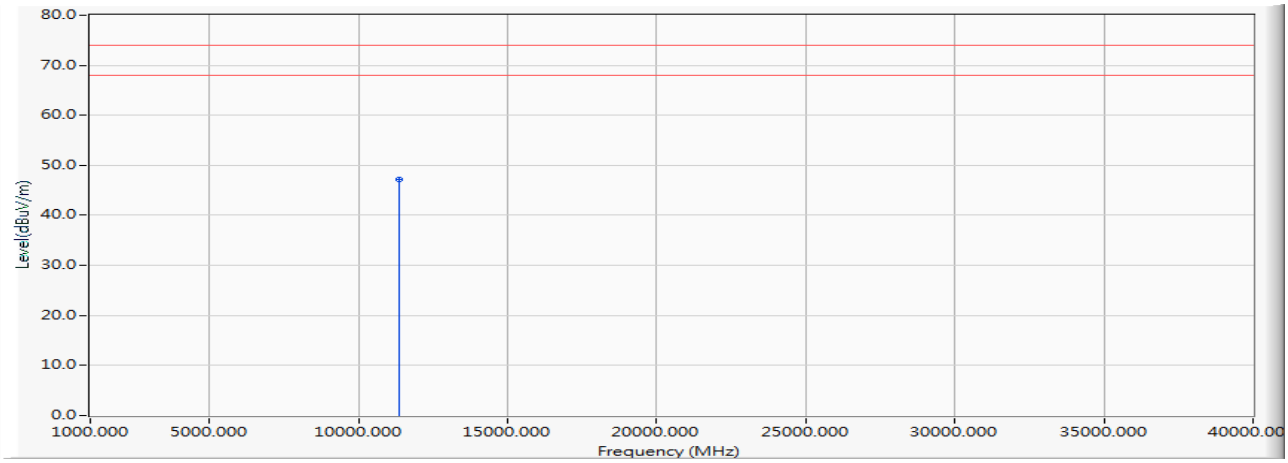

		Frequency (MHz)	Correct Factor (dB)	Reading Level (dBuV)	Measure Level (dBuV/m)	Margin (dB)	Limit (dBuV/m)	Detector Type
1	*	11340.000	2.755	44.450	47.205	-26.795	74.000	PEAK

Note:

1. All Readings below 1GHz are Quasi-Peak, above 1GHz are performed with peak and/or average measurements as necessary.
2. Measurement Level = Reading Level + Correct Factor.
3. Correct Factor = Antenna factor + Cable loss –Amplifier gain.
4. The average measurement was not performed when the peak measured data under the limit of average detection.
5. The emission levels of other frequencies are very lower than the limit and not show in test report.

Product	:	Intel® Wireless-AC 9560
Test Item	:	Harmonic Radiated Emission Data
Test Date	:	2019/01/02
Test Mode	:	Mode 1 SISO A: Transmit (802.11n-40BW_15Mbps)(5755MHz)

Horizontal

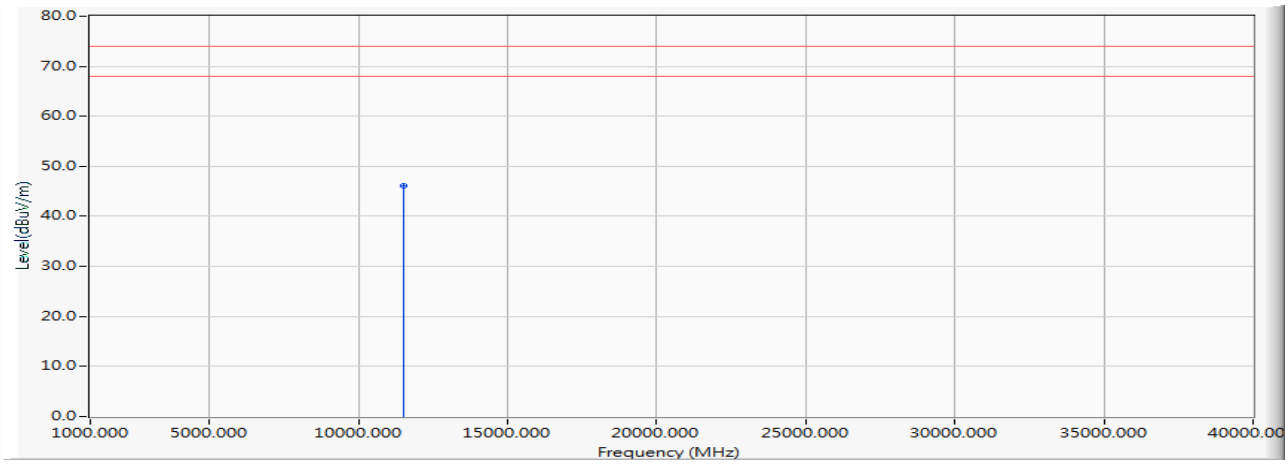

		Frequency (MHz)	Correct Factor (dB)	Reading Level (dBuV)	Measure Level (dBuV/m)	Margin (dB)	Limit (dBuV/m)	Detector Type
1	*	11510.000	2.683	43.350	46.033	-27.967	74.000	PEAK

Note:

1. All Readings below 1GHz are Quasi-Peak, above 1GHz are performed with peak and/or average measurements as necessary.
2. Measurement Level = Reading Level + Correct Factor.
3. Correct Factor = Antenna factor + Cable loss –Amplifier gain.
4. The average measurement was not performed when the peak measured data under the limit of average detection.
5. The emission levels of other frequencies are very lower than the limit and not show in test report.

Product	:	Intel® Wireless-AC 9560
Test Item	:	Harmonic Radiated Emission Data
Test Date	:	2019/01/02
Test Mode	:	Mode 1 SISO A: Transmit (802.11n-40BW_15Mbps)(5755MHz)

Vertical

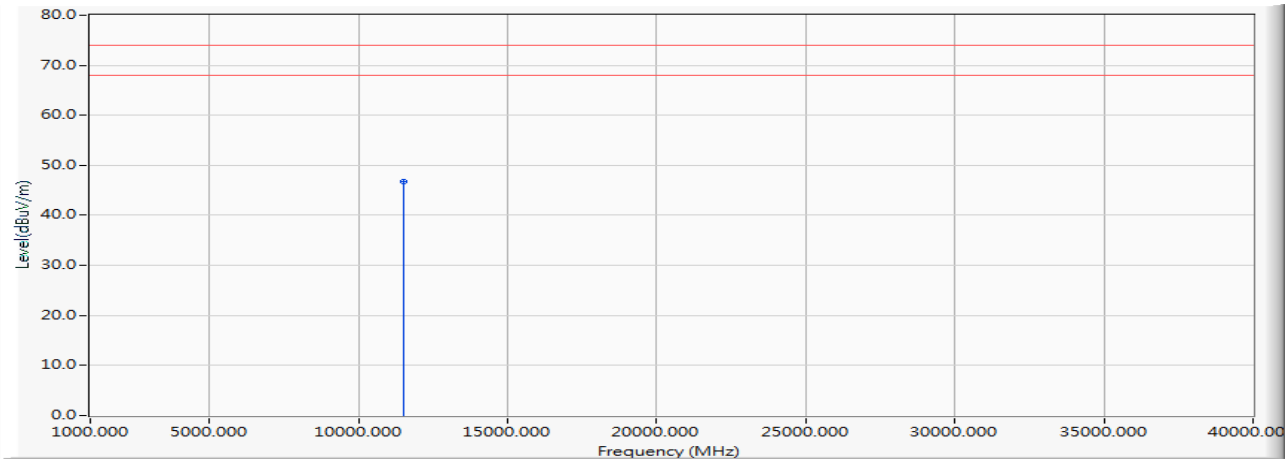

		Frequency (MHz)	Correct Factor (dB)	Reading Level (dBuV)	Measure Level (dBuV/m)	Margin (dB)	Limit (dBuV/m)	Detector Type
1	*	11510.000	3.640	43.040	46.680	-27.320	74.000	PEAK

Note:

1. All Readings below 1GHz are Quasi-Peak, above 1GHz are performed with peak and/or average measurements as necessary.
2. Measurement Level = Reading Level + Correct Factor.
3. Correct Factor = Antenna factor + Cable loss –Amplifier gain.
4. The average measurement was not performed when the peak measured data under the limit of average detection.
5. The emission levels of other frequencies are very lower than the limit and not show in test report.

Product : Intel® Wireless-AC 9560
Test Item : Harmonic Radiated Emission Data
Test Date : 2019/01/02
Test Mode : Mode 1 SISO A: Transmit (802.11n-40BW_15Mbps)(5795MHz)

Horizontal

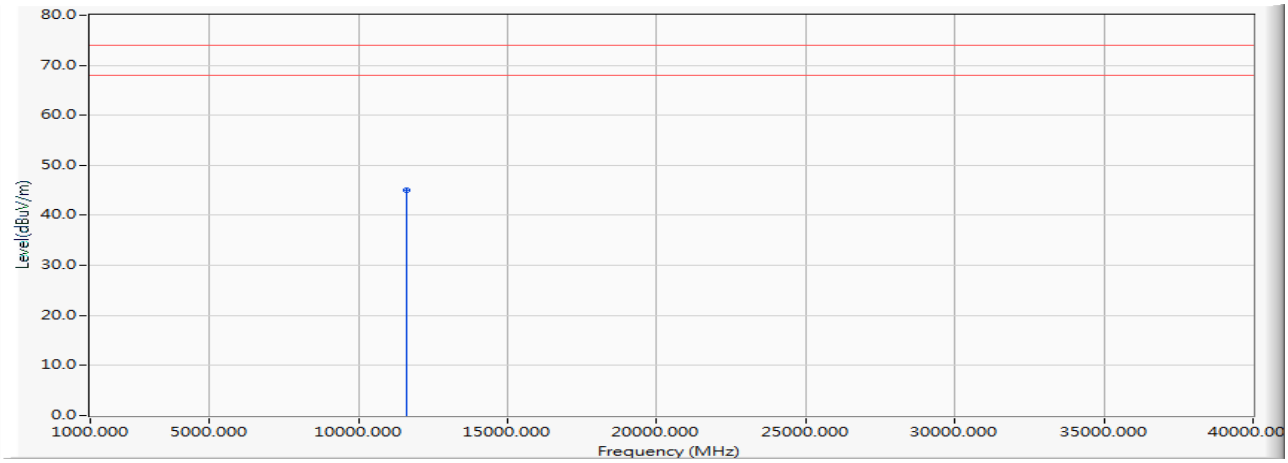

		Frequency (MHz)	Correct Factor (dB)	Reading Level (dBuV)	Measure Level (dBuV/m)	Margin (dB)	Limit (dBuV/m)	Detector Type
1	*	11590.000	2.216	42.850	45.066	-28.934	74.000	PEAK

Note:

1. All Readings below 1GHz are Quasi-Peak, above 1GHz are performed with peak and/or average measurements as necessary.
2. Measurement Level = Reading Level + Correct Factor.
3. Correct Factor = Antenna factor + Cable loss –Amplifier gain.
4. The average measurement was not performed when the peak measured data under the limit of average detection.
5. The emission levels of other frequencies are very lower than the limit and not show in test report.

Product	:	Intel® Wireless-AC 9560
Test Item	:	Harmonic Radiated Emission Data
Test Date	:	2019/01/02
Test Mode	:	Mode 1 SISO A: Transmit (802.11n-40BW_15Mbps)(5795MHz)

Vertical

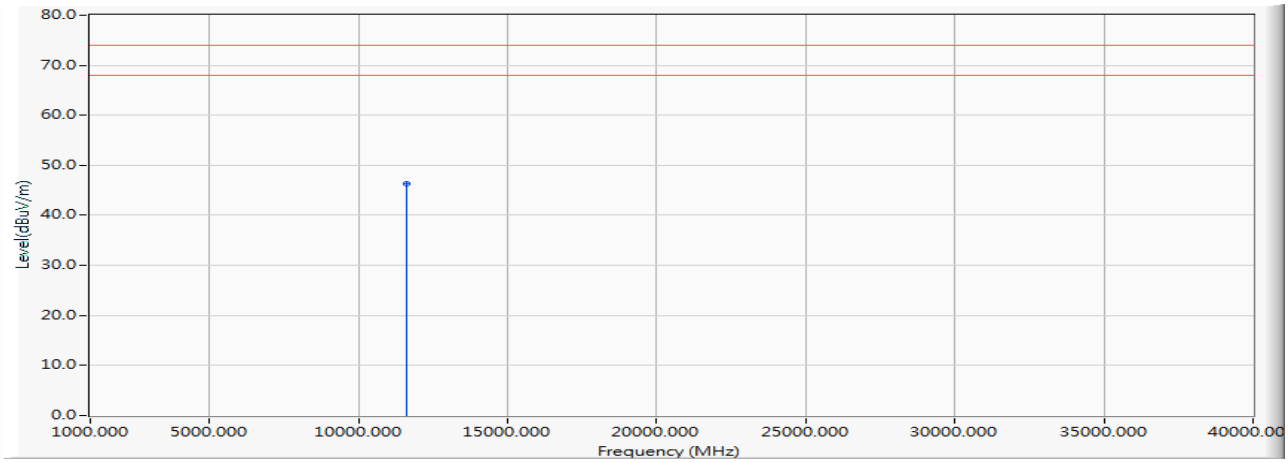

		Frequency (MHz)	Correct Factor (dB)	Reading Level (dBuV)	Measure Level (dBuV/m)	Margin (dB)	Limit (dBuV/m)	Detector Type
1	*	11590.000	3.082	43.170	46.252	-27.748	74.000	PEAK

Note:

1. All Readings below 1GHz are Quasi-Peak, above 1GHz are performed with peak and/or average measurements as necessary.
2. Measurement Level = Reading Level + Correct Factor.
3. Correct Factor = Antenna factor + Cable loss –Amplifier gain.
4. The average measurement was not performed when the peak measured data under the limit of average detection.
5. The emission levels of other frequencies are very lower than the limit and not show in test report.

Product : Intel® Wireless-AC 9560
Test Item : Harmonic Radiated Emission Data
Test Date : 2019/01/02
Test Mode : Mode 1 SISO A: Transmit (802.11ac-20BW_7.2Mbps)(5720MHz)

Horizontal

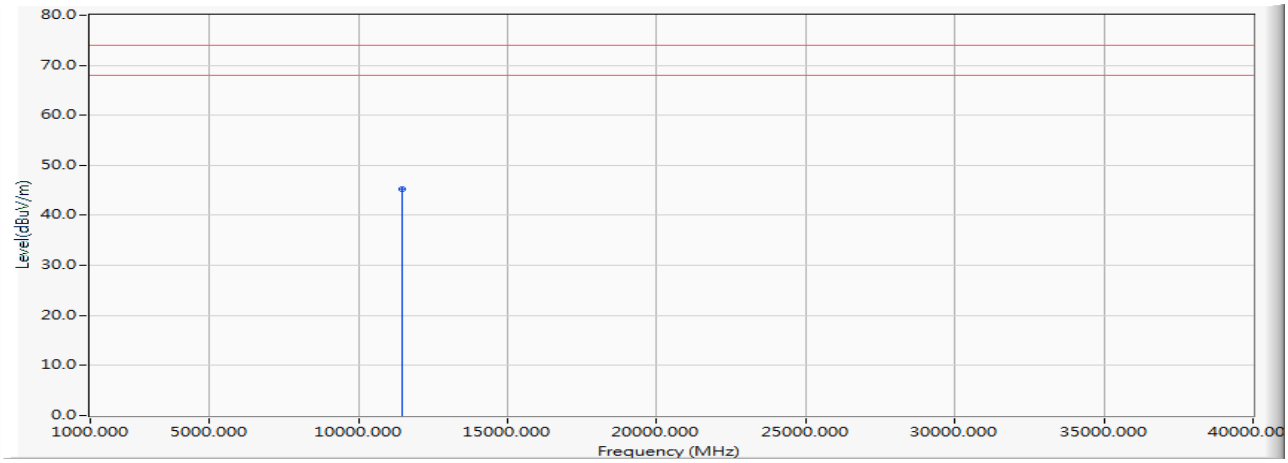

		Frequency (MHz)	Correct Factor (dB)	Reading Level (dBuV)	Measure Level (dBuV/m)	Margin (dB)	Limit (dBuV/m)	Detector Type
1	*	11440.000	2.347	42.950	45.297	-28.703	74.000	PEAK

Note:

1. All Readings below 1GHz are Quasi-Peak, above 1GHz are performed with peak and/or average measurements as necessary.
2. Measurement Level = Reading Level + Correct Factor.
3. Correct Factor = Antenna factor + Cable loss –Amplifier gain.
4. The average measurement was not performed when the peak measured data under the limit of average detection.
5. The emission levels of other frequencies are very lower than the limit and not show in test report.

Product	:	Intel® Wireless-AC 9560
Test Item	:	Harmonic Radiated Emission Data
Test Date	:	2019/01/02
Test Mode	:	Mode 1 SISO A: Transmit (802.11ac-20BW_7.2Mbps)(5720MHz)

Vertical

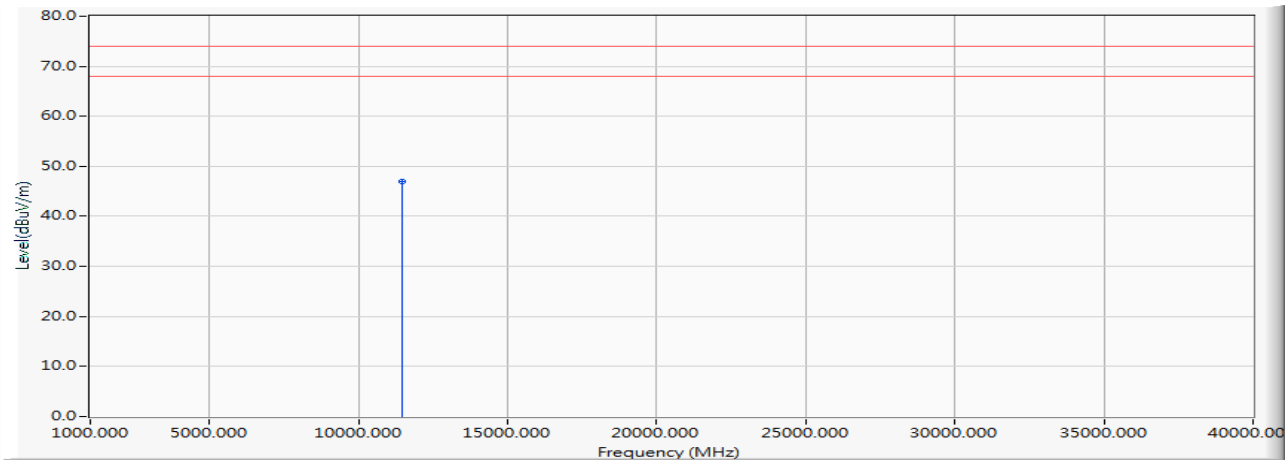

		Frequency (MHz)	Correct Factor (dB)	Reading Level (dBuV)	Measure Level (dBuV/m)	Margin (dB)	Limit (dBuV/m)	Detector Type
1	*	11440.000	3.087	43.830	46.917	-27.083	74.000	PEAK

Note:

1. All Readings below 1GHz are Quasi-Peak, above 1GHz are performed with peak and/or average measurements as necessary.
2. Measurement Level = Reading Level + Correct Factor.
3. Correct Factor = Antenna factor + Cable loss –Amplifier gain.
4. The average measurement was not performed when the peak measured data under the limit of average detection.
5. The emission levels of other frequencies are very lower than the limit and not show in test report.

Product : Intel® Wireless-AC 9560
Test Item : Harmonic Radiated Emission Data
Test Date : 2019/01/02
Test Mode : Mode 1 SISO A: Transmit (802.11ac-40BW_15Mbps)(5710MHz)

Horizontal

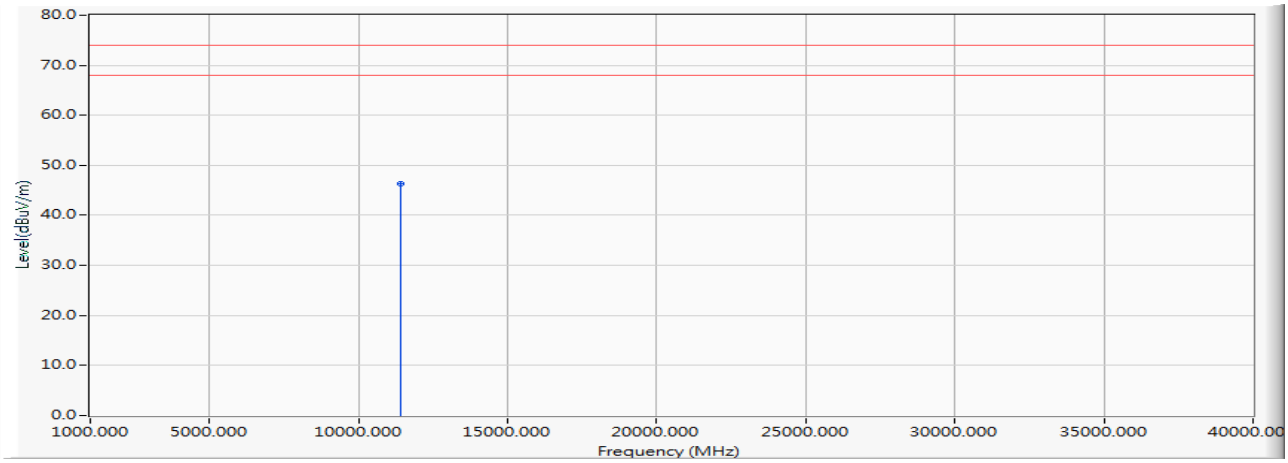

		Frequency (MHz)	Correct Factor (dB)	Reading Level (dBuV)	Measure Level (dBuV/m)	Margin (dB)	Limit (dBuV/m)	Detector Type
1	*	11420.000	2.217	44.120	46.336	-27.664	74.000	PEAK

Note:

1. All Readings below 1GHz are Quasi-Peak, above 1GHz are performed with peak and/or average measurements as necessary.
2. Measurement Level = Reading Level + Correct Factor.
3. Correct Factor = Antenna factor + Cable loss –Amplifier gain.
4. The average measurement was not performed when the peak measured data under the limit of average detection.
5. The emission levels of other frequencies are very lower than the limit and not show in test report.

Product	:	Intel® Wireless-AC 9560
Test Item	:	Harmonic Radiated Emission Data
Test Date	:	2019/01/02
Test Mode	:	Mode 1 SISO A: Transmit (802.11ac-40BW_15Mbps)(5710MHz)

Vertical

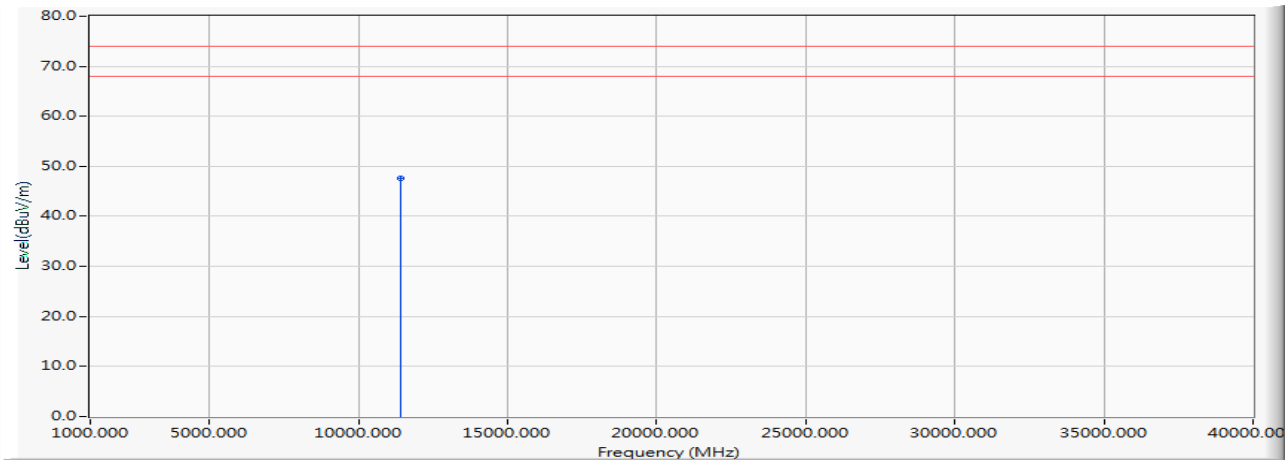

		Frequency (MHz)	Correct Factor (dB)	Reading Level (dBuV)	Measure Level (dBuV/m)	Margin (dB)	Limit (dBuV/m)	Detector Type
1	*	11420.000	2.880	44.690	47.570	-26.430	74.000	PEAK

Note:

1. All Readings below 1GHz are Quasi-Peak, above 1GHz are performed with peak and/or average measurements as necessary.
2. Measurement Level = Reading Level + Correct Factor.
3. Correct Factor = Antenna factor + Cable loss –Amplifier gain.
4. The average measurement was not performed when the peak measured data under the limit of average detection.
5. The emission levels of other frequencies are very lower than the limit and not show in test report.

Product	:	Intel® Wireless-AC 9560
Test Item	:	Harmonic Radiated Emission Data
Test Date	:	2019/01/02
Test Mode	:	Mode 1 SISO A: Transmit (802.11ac-80BW_32.5Mbps)(5210MHz)

Horizontal

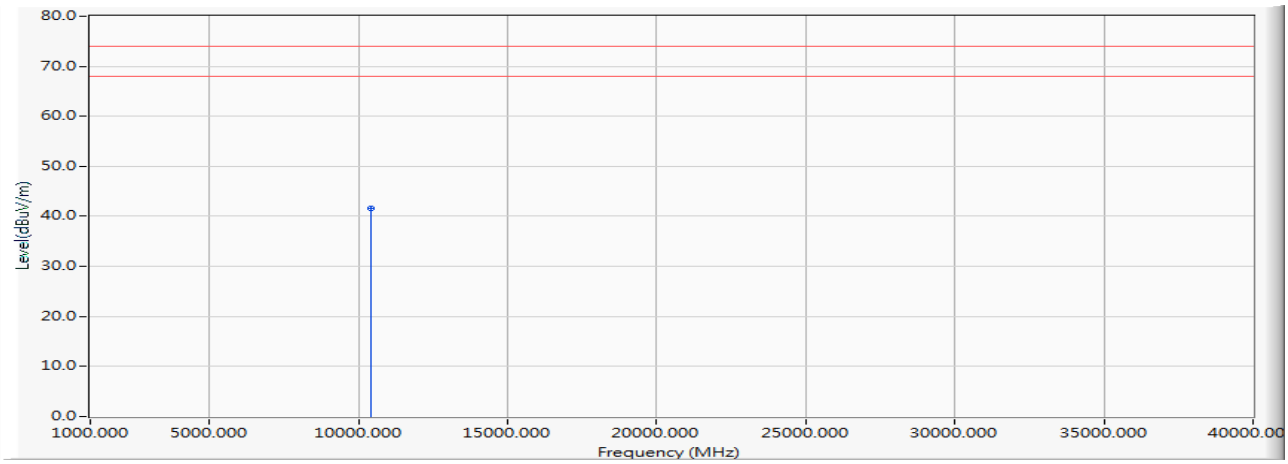

		Frequency (MHz)	Correct Factor (dB)	Reading Level (dBuV)	Measure Level (dBuV/m)	Margin (dB)	Limit (dBuV/m)	Detector Type
1	*	10420.000	-1.883	43.590	41.706	-32.294	74.000	PEAK

Note:

1. All Readings below 1GHz are Quasi-Peak, above 1GHz are performed with peak and/or average measurements as necessary.
2. Measurement Level = Reading Level + Correct Factor.
3. Correct Factor = Antenna factor + Cable loss –Amplifier gain.
4. The average measurement was not performed when the peak measured data under the limit of average detection.
5. The emission levels of other frequencies are very lower than the limit and not show in test report.

Product	:	Intel® Wireless-AC 9560
Test Item	:	Harmonic Radiated Emission Data
Test Date	:	2019/01/02
Test Mode	:	Mode 1 SISO A: Transmit (802.11ac-80BW_32.5Mbps)(5210MHz)

Vertical

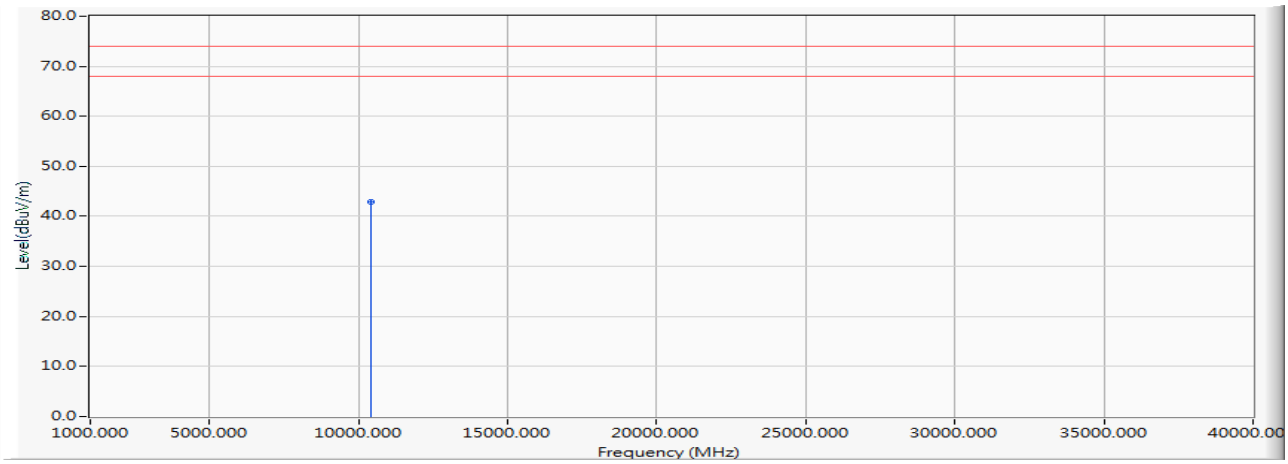

		Frequency (MHz)	Correct Factor (dB)	Reading Level (dBuV)	Measure Level (dBuV/m)	Margin (dB)	Limit (dBuV/m)	Detector Type
1	*	10420.000	-0.961	43.800	42.838	-31.162	74.000	PEAK

Note:

1. All Readings below 1GHz are Quasi-Peak, above 1GHz are performed with peak and/or average measurements as necessary.
2. Measurement Level = Reading Level + Correct Factor.
3. Correct Factor = Antenna factor + Cable loss –Amplifier gain.
4. The average measurement was not performed when the peak measured data under the limit of average detection.
5. The emission levels of other frequencies are very lower than the limit and not show in test report.

Product	:	Intel® Wireless-AC 9560
Test Item	:	Harmonic Radiated Emission Data
Test Date	:	2019/01/02
Test Mode	:	Mode 1 SISO A: Transmit (802.11ac-80BW_32.5Mbps)(5290MHz)

Horizontal

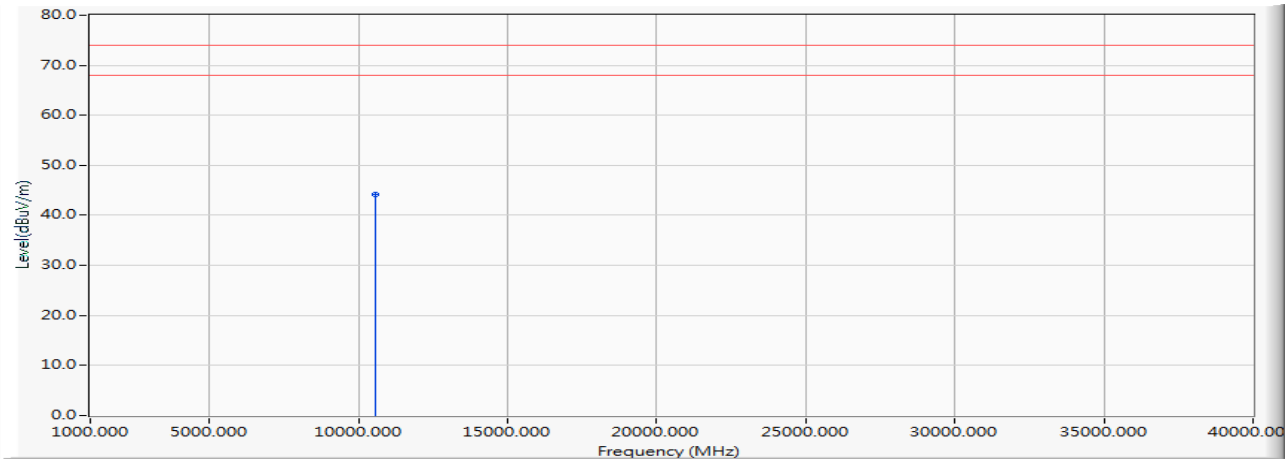

		Frequency (MHz)	Correct Factor (dB)	Reading Level (dBuV)	Measure Level (dBuV/m)	Margin (dB)	Limit (dBuV/m)	Detector Type
1	*	10580.000	0.118	43.990	44.108	-29.892	74.000	PEAK

Note:

1. All Readings below 1GHz are Quasi-Peak, above 1GHz are performed with peak and/or average measurements as necessary.
2. Measurement Level = Reading Level + Correct Factor.
3. Correct Factor = Antenna factor + Cable loss –Amplifier gain.
4. The average measurement was not performed when the peak measured data under the limit of average detection.
5. The emission levels of other frequencies are very lower than the limit and not show in test report.

Product	:	Intel® Wireless-AC 9560
Test Item	:	Harmonic Radiated Emission Data
Test Date	:	2019/01/02
Test Mode	:	Mode 1 SISO A: Transmit (802.11ac-80BW_32.5Mbps)(5290MHz)

Vertical

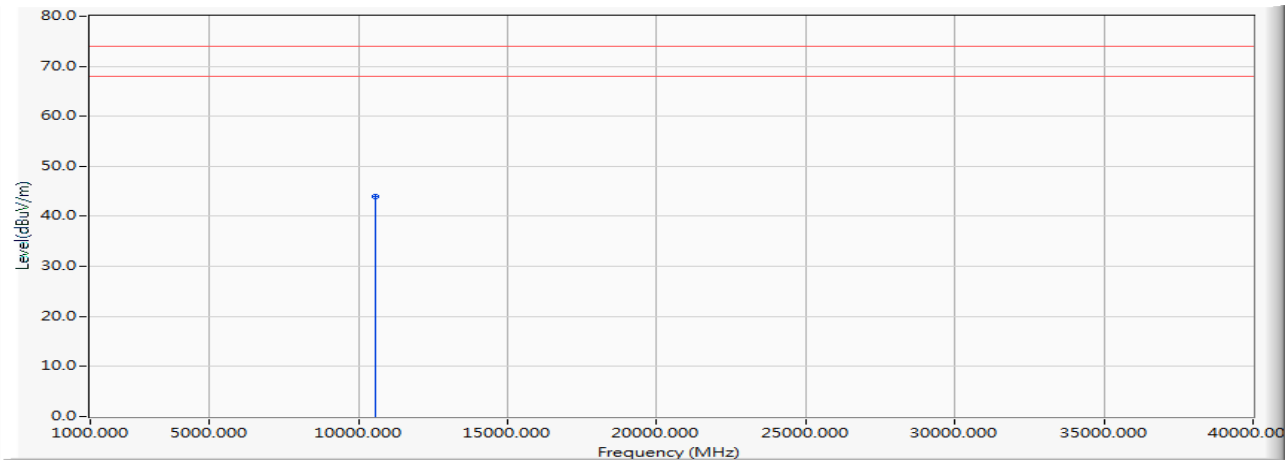

		Frequency (MHz)	Correct Factor (dB)	Reading Level (dBuV)	Measure Level (dBuV/m)	Margin (dB)	Limit (dBuV/m)	Detector Type
1	*	10580.000	0.544	43.530	44.074	-29.926	74.000	PEAK

Note:

1. All Readings below 1GHz are Quasi-Peak, above 1GHz are performed with peak and/or average measurements as necessary.
2. Measurement Level = Reading Level + Correct Factor.
3. Correct Factor = Antenna factor + Cable loss –Amplifier gain.
4. The average measurement was not performed when the peak measured data under the limit of average detection.
5. The emission levels of other frequencies are very lower than the limit and not show in test report.

Product	:	Intel® Wireless-AC 9560
Test Item	:	Harmonic Radiated Emission Data
Test Date	:	2019/01/02
Test Mode	:	Mode 1 SISO A: Transmit (802.11ac-80BW_32.5Mbps)(5530MHz)

Horizontal

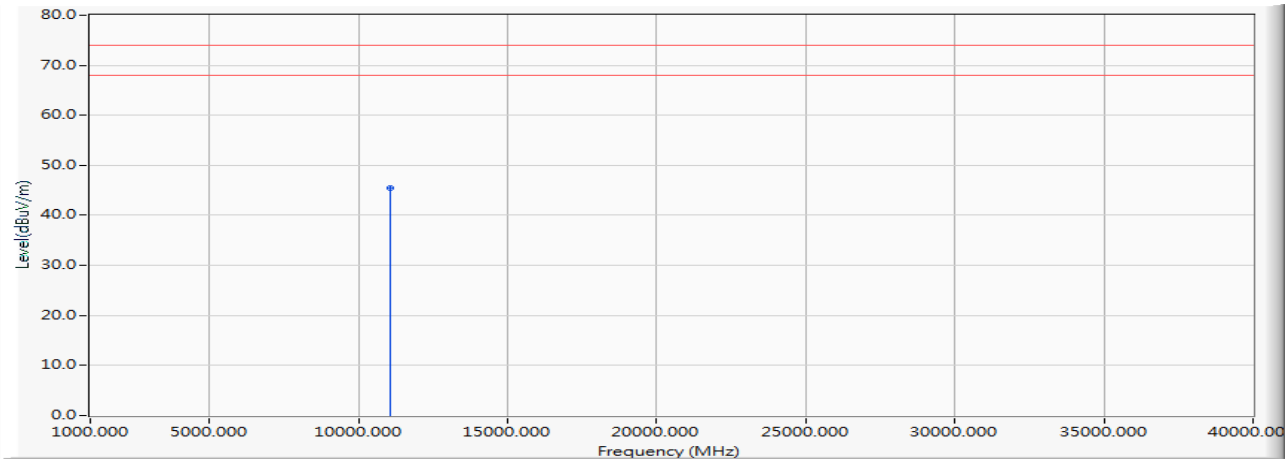

		Frequency (MHz)	Correct Factor (dB)	Reading Level (dBuV)	Measure Level (dBuV/m)	Margin (dB)	Limit (dBuV/m)	Detector Type
1	*	11060.000	1.986	43.580	45.566	-28.434	74.000	PEAK

Note:

1. All Readings below 1GHz are Quasi-Peak, above 1GHz are performed with peak and/or average measurements as necessary.
2. Measurement Level = Reading Level + Correct Factor.
3. Correct Factor = Antenna factor + Cable loss –Amplifier gain.
4. The average measurement was not performed when the peak measured data under the limit of average detection.
5. The emission levels of other frequencies are very lower than the limit and not show in test report.

Product	:	Intel® Wireless-AC 9560
Test Item	:	Harmonic Radiated Emission Data
Test Date	:	2019/01/02
Test Mode	:	Mode 1 SISO A: Transmit (802.11ac-80BW_32.5Mbps)(5530MHz)

Vertical

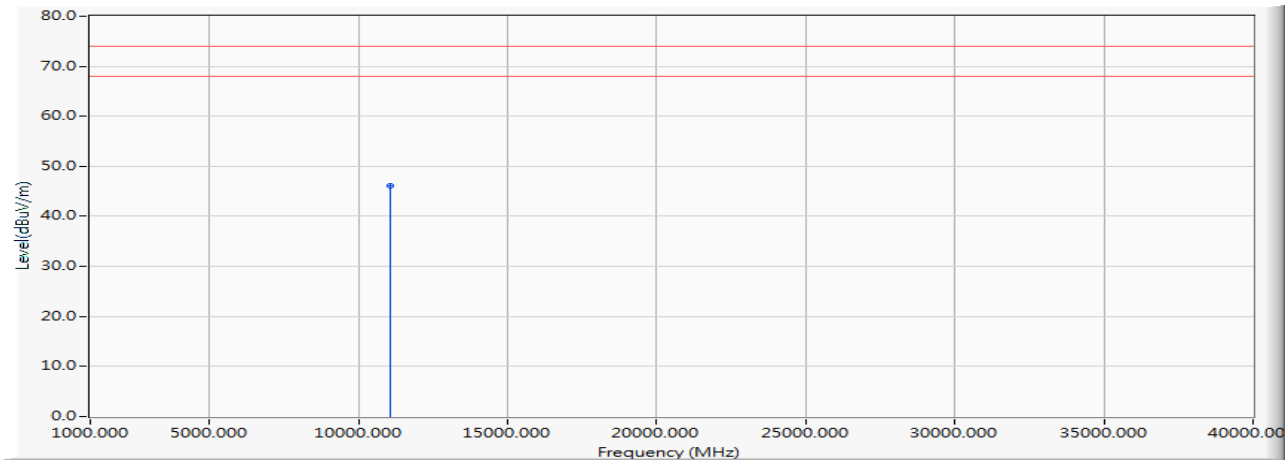

		Frequency (MHz)	Correct Factor (dB)	Reading Level (dBuV)	Measure Level (dBuV/m)	Margin (dB)	Limit (dBuV/m)	Detector Type
1	*	11060.000	2.781	43.320	46.101	-27.899	74.000	PEAK

Note:

1. All Readings below 1GHz are Quasi-Peak, above 1GHz are performed with peak and/or average measurements as necessary.
2. Measurement Level = Reading Level + Correct Factor.
3. Correct Factor = Antenna factor + Cable loss –Amplifier gain.
4. The average measurement was not performed when the peak measured data under the limit of average detection.
5. The emission levels of other frequencies are very lower than the limit and not show in test report.

Product	:	Intel® Wireless-AC 9560
Test Item	:	Harmonic Radiated Emission Data
Test Date	:	2019/01/02
Test Mode	:	Mode 1 SISO A: Transmit (802.11ac-80BW_32.5Mbps)(5610MHz)

Horizontal

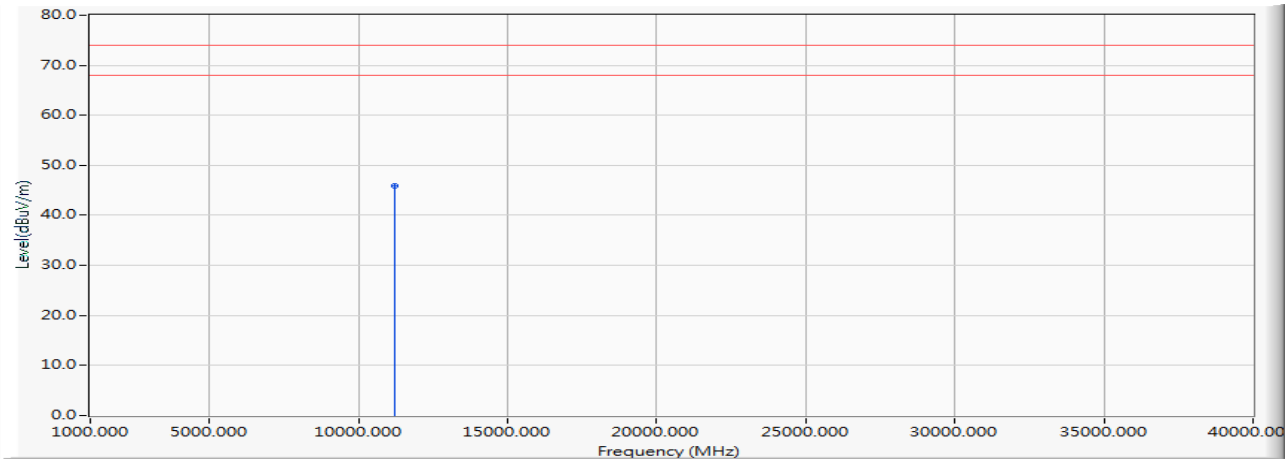

		Frequency (MHz)	Correct Factor (dB)	Reading Level (dBuV)	Measure Level (dBuV/m)	Margin (dB)	Limit (dBuV/m)	Detector Type
1	*	11220.000	2.213	43.690	45.904	-28.096	74.000	PEAK

Note:

1. All Readings below 1GHz are Quasi-Peak, above 1GHz are performed with peak and/or average measurements as necessary.
2. Measurement Level = Reading Level + Correct Factor.
3. Correct Factor = Antenna factor + Cable loss –Amplifier gain.
4. The average measurement was not performed when the peak measured data under the limit of average detection.
5. The emission levels of other frequencies are very lower than the limit and not show in test report.

Product	:	Intel® Wireless-AC 9560
Test Item	:	Harmonic Radiated Emission Data
Test Date	:	2019/01/02
Test Mode	:	Mode 1 SISO A: Transmit (802.11ac-80BW_32.5Mbps)(5610MHz)

Vertical

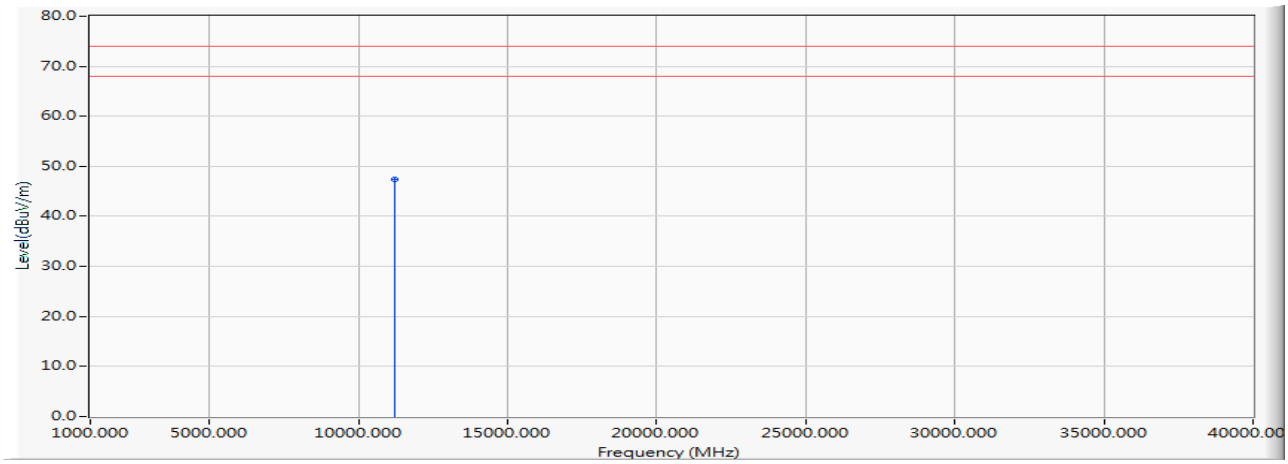

		Frequency (MHz)	Correct Factor (dB)	Reading Level (dBuV)	Measure Level (dBuV/m)	Margin (dB)	Limit (dBuV/m)	Detector Type
1	*	11220.000	3.244	44.150	47.394	-26.606	74.000	PEAK

Note:

1. All Readings below 1GHz are Quasi-Peak, above 1GHz are performed with peak and/or average measurements as necessary.
2. Measurement Level = Reading Level + Correct Factor.
3. Correct Factor = Antenna factor + Cable loss –Amplifier gain.
4. The average measurement was not performed when the peak measured data under the limit of average detection.
5. The emission levels of other frequencies are very lower than the limit and not show in test report.

Product	:	Intel® Wireless-AC 9560
Test Item	:	Harmonic Radiated Emission Data
Test Date	:	2019/01/02
Test Mode	:	Mode 1 SISO A: Transmit (802.11ac-80BW_32.5Mbps)(5690MHz)

Horizontal

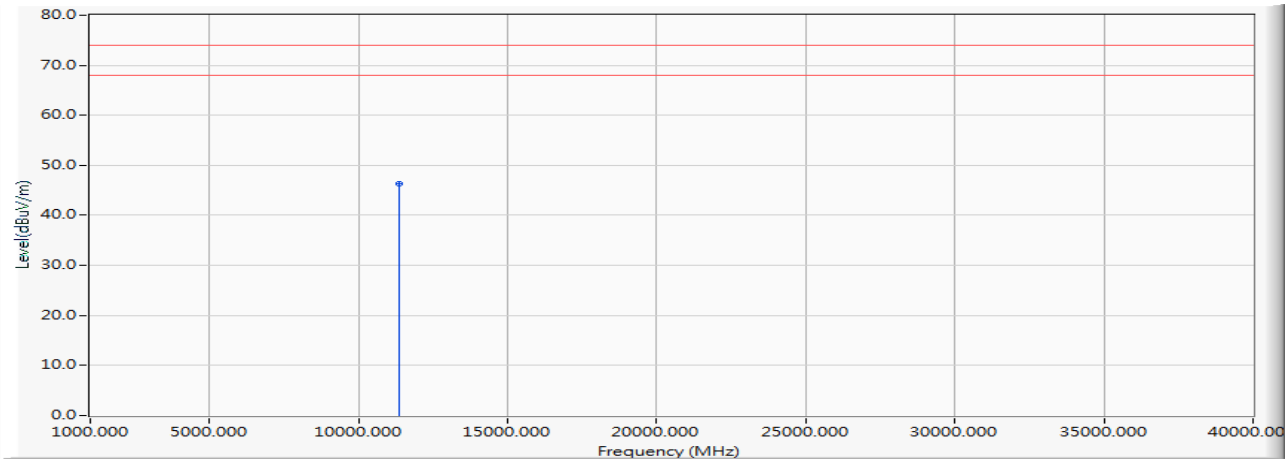

		Frequency (MHz)	Correct Factor (dB)	Reading Level (dBuV)	Measure Level (dBuV/m)	Margin (dB)	Limit (dBuV/m)	Detector Type
1	*	11380.000	2.056	44.370	46.427	-27.573	74.000	PEAK

Note:

1. All Readings below 1GHz are Quasi-Peak, above 1GHz are performed with peak and/or average measurements as necessary.
2. Measurement Level = Reading Level + Correct Factor.
3. Correct Factor = Antenna factor + Cable loss –Amplifier gain.
4. The average measurement was not performed when the peak measured data under the limit of average detection.
5. The emission levels of other frequencies are very lower than the limit and not show in test report.

Product	:	Intel® Wireless-AC 9560
Test Item	:	Harmonic Radiated Emission Data
Test Date	:	2019/01/02
Test Mode	:	Mode 1 SISO A: Transmit (802.11ac-80BW_32.5Mbps)(5690MHz)

Vertical

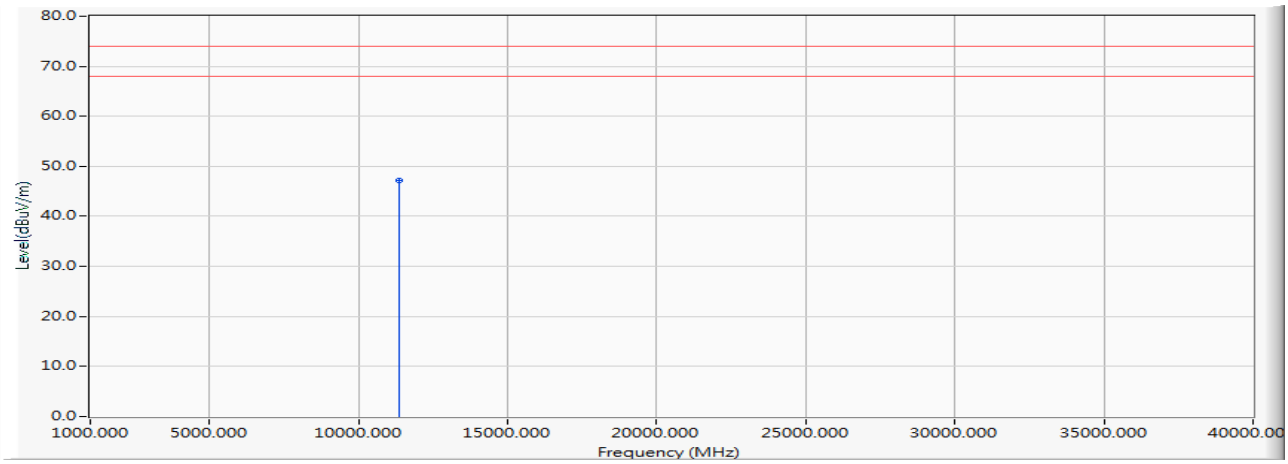

		Frequency (MHz)	Correct Factor (dB)	Reading Level (dBuV)	Measure Level (dBuV/m)	Margin (dB)	Limit (dBuV/m)	Detector Type
1	*	11380.000	2.701	44.500	47.202	-26.798	74.000	PEAK

Note:

1. All Readings below 1GHz are Quasi-Peak, above 1GHz are performed with peak and/or average measurements as necessary.
2. Measurement Level = Reading Level + Correct Factor.
3. Correct Factor = Antenna factor + Cable loss –Amplifier gain.
4. The average measurement was not performed when the peak measured data under the limit of average detection.
5. The emission levels of other frequencies are very lower than the limit and not show in test report.

Product : Intel® Wireless-AC 9560
Test Item : Harmonic Radiated Emission Data
Test Date : 2019/01/02
Test Mode : Mode 1 SISO A: Transmit (802.11ac-80BW_32.5Mbps)(5775MHz)

Horizontal

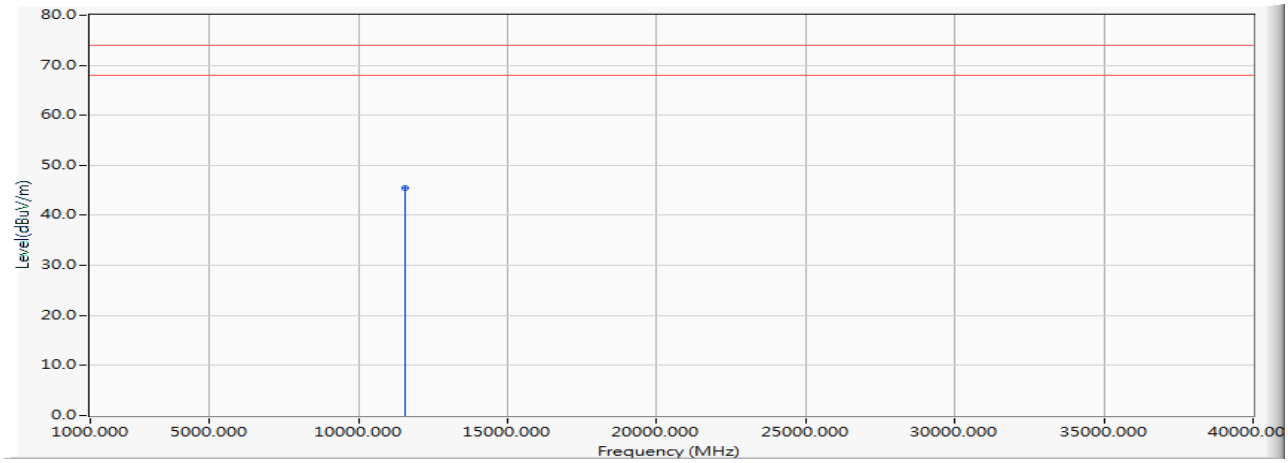

		Frequency (MHz)	Correct Factor (dB)	Reading Level (dBuV)	Measure Level (dBuV/m)	Margin (dB)	Limit (dBuV/m)	Detector Type
1	*	11550.000	2.451	42.980	45.431	-28.569	74.000	PEAK

Note:

1. All Readings below 1GHz are Quasi-Peak, above 1GHz are performed with peak and/or average measurements as necessary.
2. Measurement Level = Reading Level + Correct Factor.
3. Correct Factor = Antenna factor + Cable loss –Amplifier gain.
4. The average measurement was not performed when the peak measured data under the limit of average detection.
5. The emission levels of other frequencies are very lower than the limit and not show in test report.

Product	:	Intel® Wireless-AC 9560
Test Item	:	Harmonic Radiated Emission Data
Test Date	:	2019/01/02
Test Mode	:	Mode 1 SISO A: Transmit (802.11ac-80BW_32.5Mbps)(5775MHz)

Vertical

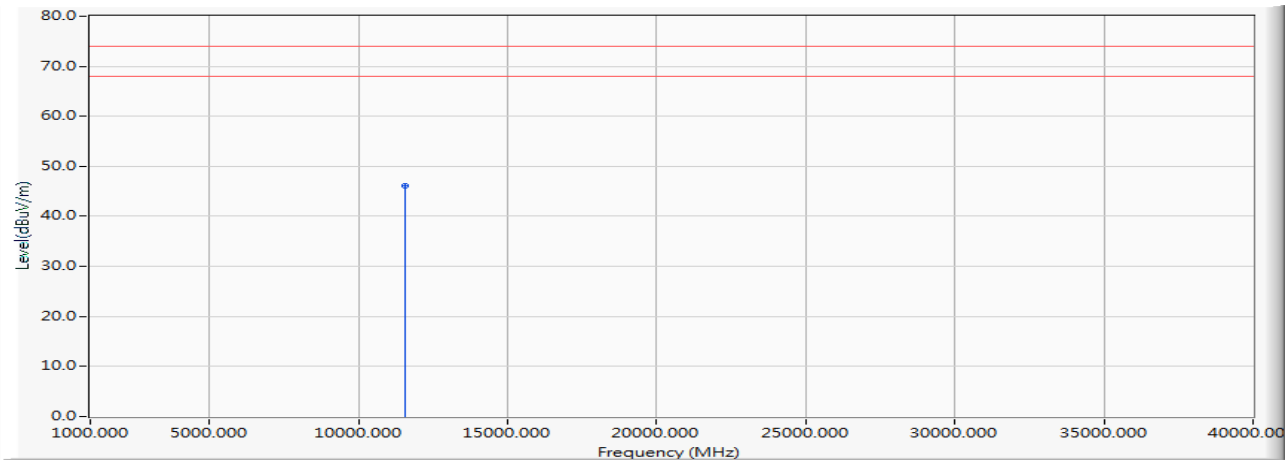

		Frequency (MHz)	Correct Factor (dB)	Reading Level (dBuV)	Measure Level (dBuV/m)	Margin (dB)	Limit (dBuV/m)	Detector Type
1	*	11550.000	3.363	42.690	46.053	-27.947	74.000	PEAK

Note:

1. All Readings below 1GHz are Quasi-Peak, above 1GHz are performed with peak and/or average measurements as necessary.
2. Measurement Level = Reading Level + Correct Factor.
3. Correct Factor = Antenna factor + Cable loss –Amplifier gain.
4. The average measurement was not performed when the peak measured data under the limit of average detection.
5. The emission levels of other frequencies are very lower than the limit and not show in test report.

Product : Intel® Wireless-AC 9560
Test Item : Harmonic Radiated Emission Data
Test Date : 2019/01/02
Test Mode : Mode 1 SISO A: Transmit (802.11ac-160BW_65Mbps)(5250MHz)

Horizontal

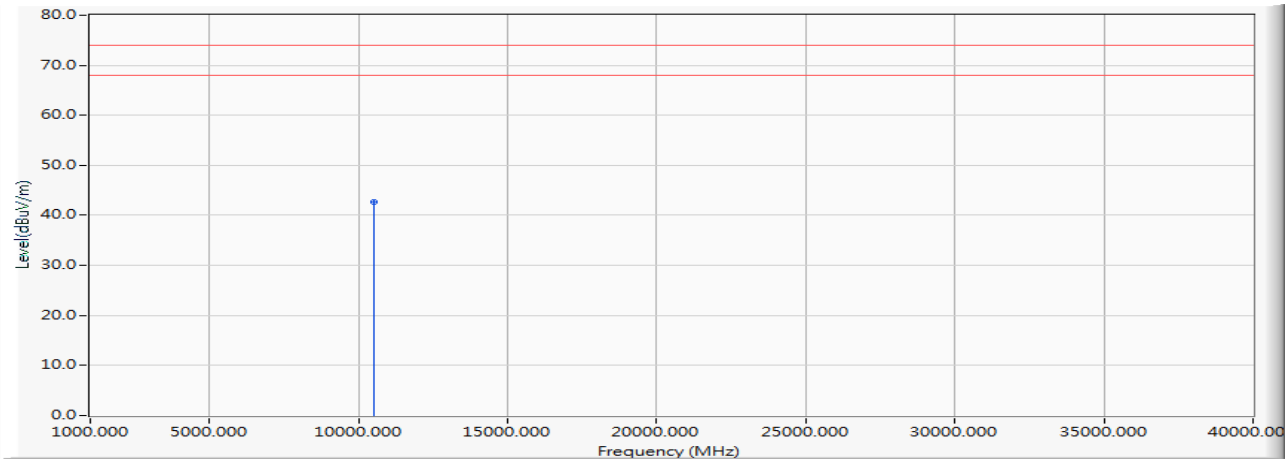

		Frequency (MHz)	Correct Factor (dB)	Reading Level (dBuV)	Measure Level (dBuV/m)	Margin (dB)	Limit (dBuV/m)	Detector Type
1	*	10500.000	-0.811	43.570	42.760	-31.240	74.000	PEAK

Note:

1. All Readings below 1GHz are Quasi-Peak, above 1GHz are performed with peak and/or average measurements as necessary.
2. Measurement Level = Reading Level + Correct Factor.
3. Correct Factor = Antenna factor + Cable loss –Amplifier gain.
4. The average measurement was not performed when the peak measured data under the limit of average detection.
5. The emission levels of other frequencies are very lower than the limit and not show in test report.

Product	:	Intel® Wireless-AC 9560
Test Item	:	Harmonic Radiated Emission Data
Test Date	:	2019/01/02
Test Mode	:	Mode 1 SISO A: Transmit (802.11ac-160BW_65Mbps)(5250MHz)

Vertical

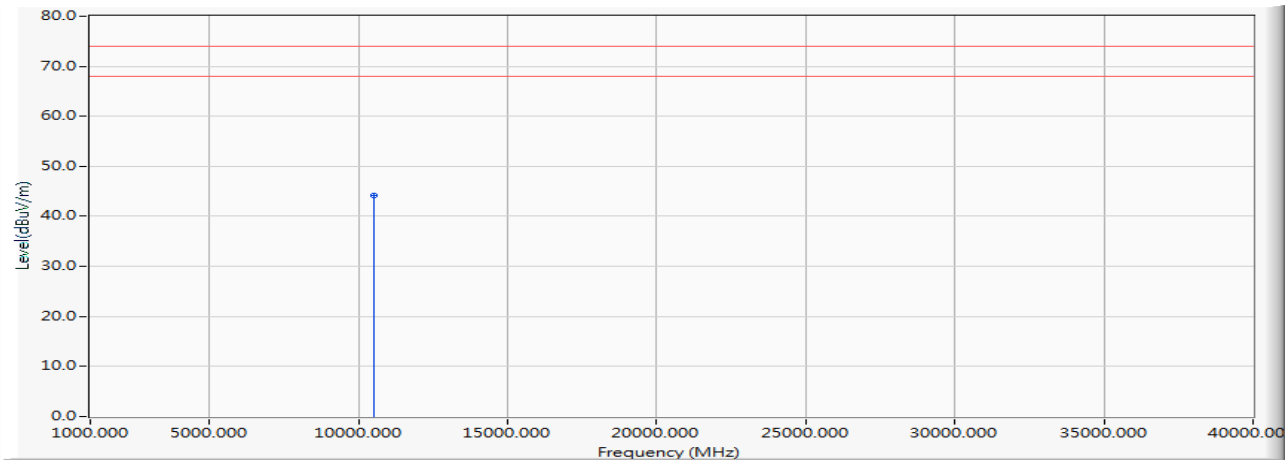

		Frequency (MHz)	Correct Factor (dB)	Reading Level (dBuV)	Measure Level (dBuV/m)	Margin (dB)	Limit (dBuV/m)	Detector Type
1	*	10500.000	0.102	44.000	44.103	-29.897	74.000	PEAK

Note:

1. All Readings below 1GHz are Quasi-Peak, above 1GHz are performed with peak and/or average measurements as necessary.
2. Measurement Level = Reading Level + Correct Factor.
3. Correct Factor = Antenna factor + Cable loss –Amplifier gain.
4. The average measurement was not performed when the peak measured data under the limit of average detection.
5. The emission levels of other frequencies are very lower than the limit and not show in test report.

Product : Intel® Wireless-AC 9560
Test Item : Harmonic Radiated Emission Data
Test Date : 2019/01/02
Test Mode : Mode 1 SISO A: Transmit (802.11ac-160BW_65Mbps)(5570MHz)

Horizontal

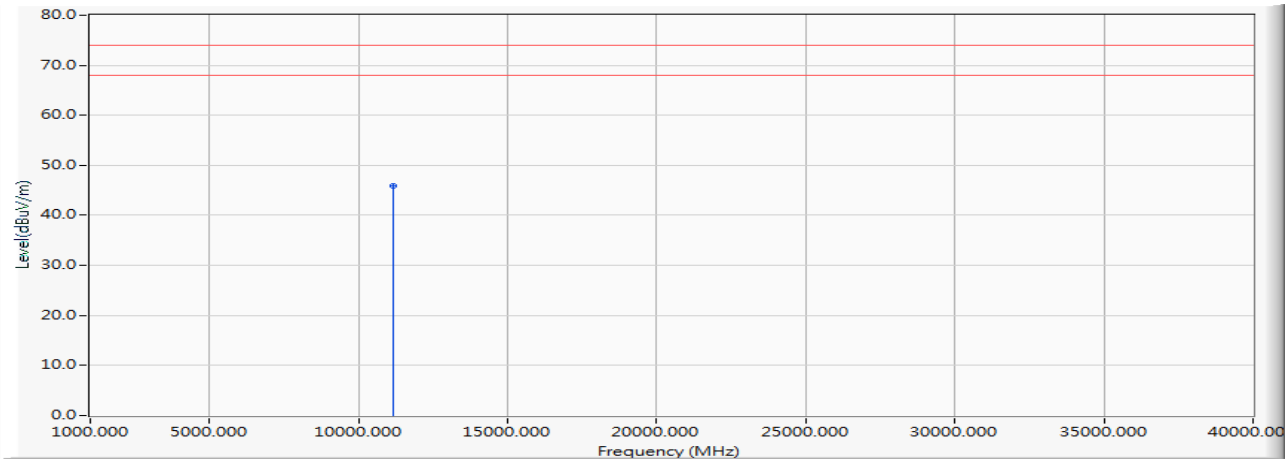

		Frequency (MHz)	Correct Factor (dB)	Reading Level (dBuV)	Measure Level (dBuV/m)	Margin (dB)	Limit (dBuV/m)	Detector Type
1	*	11140.000	2.206	43.600	45.806	-28.194	74.000	PEAK

Note:

1. All Readings below 1GHz are Quasi-Peak, above 1GHz are performed with peak and/or average measurements as necessary.
2. Measurement Level = Reading Level + Correct Factor.
3. Correct Factor = Antenna factor + Cable loss –Amplifier gain.
4. The average measurement was not performed when the peak measured data under the limit of average detection.
5. The emission levels of other frequencies are very lower than the limit and not show in test report.

Product	:	Intel® Wireless-AC 9560
Test Item	:	Harmonic Radiated Emission Data
Test Date	:	2019/01/02
Test Mode	:	Mode 1 SISO A: Transmit (802.11ac-160BW_65Mbps)(5570MHz)

Vertical

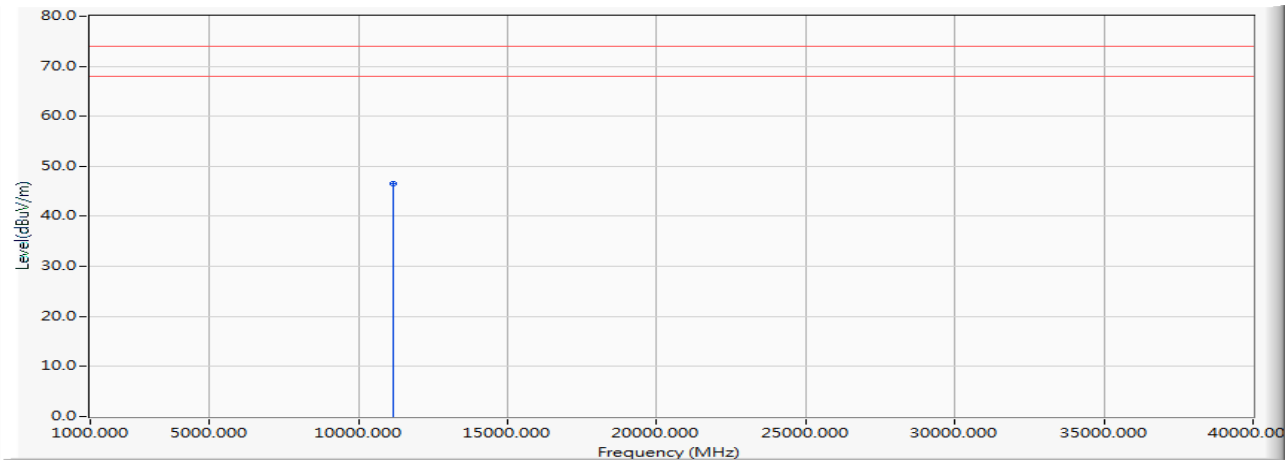

		Frequency (MHz)	Correct Factor (dB)	Reading Level (dBuV)	Measure Level (dBuV/m)	Margin (dB)	Limit (dBuV/m)	Detector Type
1	*	11140.000	3.139	43.470	46.609	-27.391	74.000	PEAK

Note:

1. All Readings below 1GHz are Quasi-Peak, above 1GHz are performed with peak and/or average measurements as necessary.
2. Measurement Level = Reading Level + Correct Factor.
3. Correct Factor = Antenna factor + Cable loss –Amplifier gain.
4. The average measurement was not performed when the peak measured data under the limit of average detection.
5. The emission levels of other frequencies are very lower than the limit and not show in test report.

Product	:	Intel® Wireless-AC 9560
Test Item	:	Harmonic Radiated Emission Data
Test Date	:	2019/01/03
Test Mode	:	Mode 2 SISO B: Transmit (802.11a_6Mbps)(5180MHz)

Horizontal

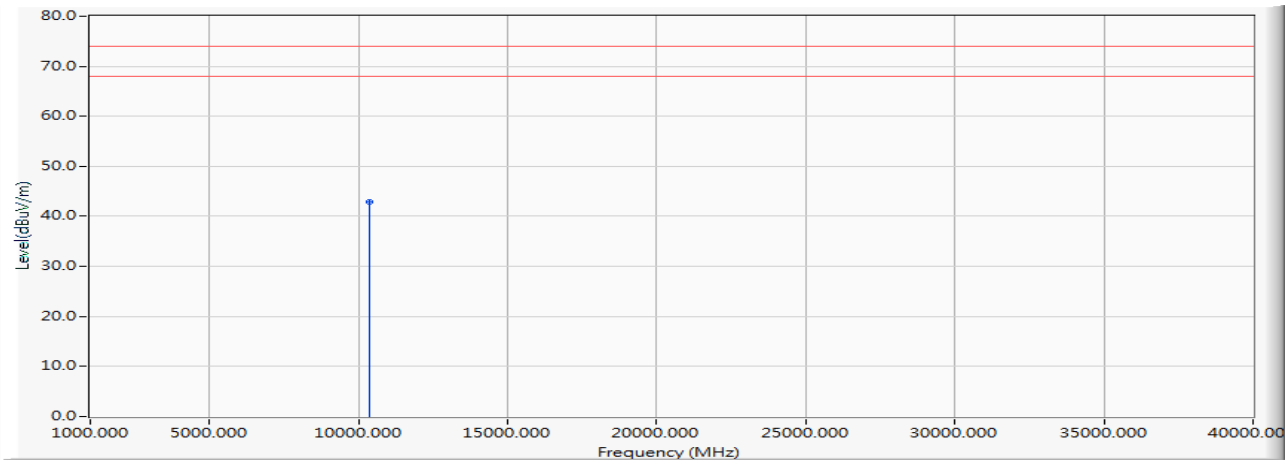

		Frequency (MHz)	Correct Factor (dB)	Reading Level (dBuV)	Measure Level (dBuV/m)	Margin (dB)	Limit (dBuV/m)	Detector Type
1	*	10360.000	-2.181	44.970	42.789	-31.211	74.000	PEAK

Note:

1. All Readings below 1GHz are Quasi-Peak, above 1GHz are performed with peak and/or average measurements as necessary.
2. Measurement Level = Reading Level + Correct Factor.
3. Correct Factor = Antenna factor + Cable loss –Amplifier gain.
4. The average measurement was not performed when the peak measured data under the limit of average detection.
5. The emission levels of other frequencies are very lower than the limit and not show in test report.

Product	:	Intel® Wireless-AC 9560
Test Item	:	Harmonic Radiated Emission Data
Test Date	:	2019/01/03
Test Mode	:	Mode 2 SISO B: Transmit (802.11a_6Mbps)(5180MHz)

Vertical

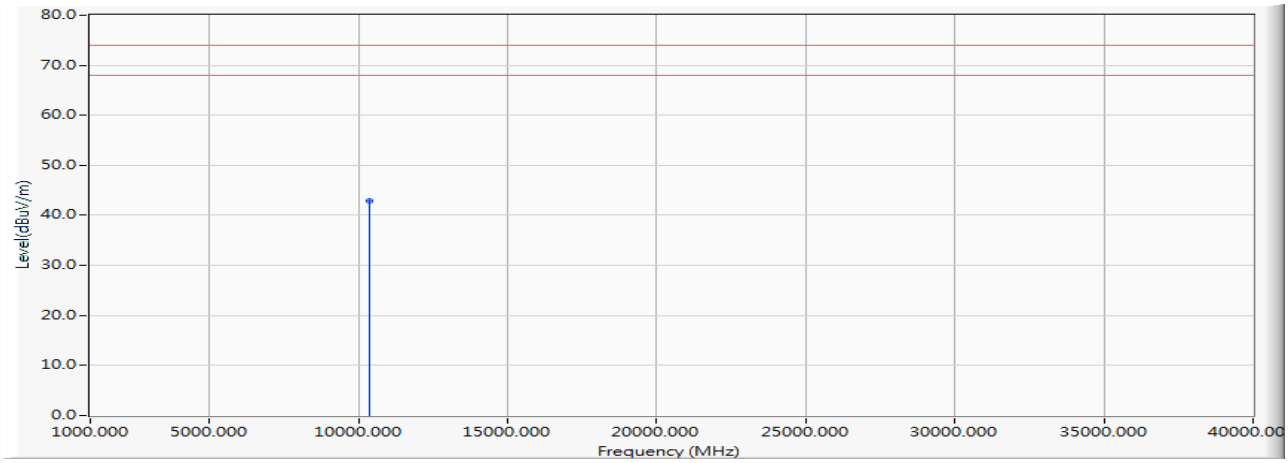

		Frequency (MHz)	Correct Factor (dB)	Reading Level (dBuV)	Measure Level (dBuV/m)	Margin (dB)	Limit (dBuV/m)	Detector Type
1	*	10360.000	-1.387	44.310	42.923	-31.077	74.000	PEAK

Note:

1. All Readings below 1GHz are Quasi-Peak, above 1GHz are performed with peak and/or average measurements as necessary.
2. Measurement Level = Reading Level + Correct Factor.
3. Correct Factor = Antenna factor + Cable loss –Amplifier gain.
4. The average measurement was not performed when the peak measured data under the limit of average detection.
5. The emission levels of other frequencies are very lower than the limit and not show in test report.

Product : Intel® Wireless-AC 9560
Test Item : Harmonic Radiated Emission Data
Test Date : 2019/01/03
Test Mode : Mode 2 SISO B: Transmit (802.11a_6Mbps)(5200MHz)

Horizontal

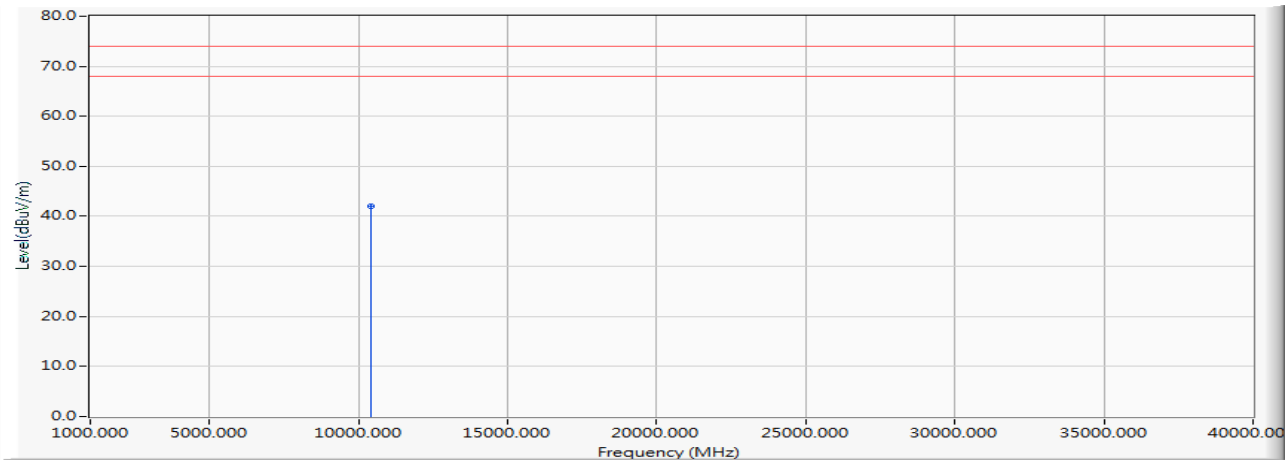

		Frequency (MHz)	Correct Factor (dB)	Reading Level (dBuV)	Measure Level (dBuV/m)	Margin (dB)	Limit (dBuV/m)	Detector Type
1	*	10400.000	-2.140	44.120	41.981	-32.019	74.000	PEAK

Note:

1. All Readings below 1GHz are Quasi-Peak, above 1GHz are performed with peak and/or average measurements as necessary.
2. Measurement Level = Reading Level + Correct Factor.
3. Correct Factor = Antenna factor + Cable loss –Amplifier gain.
4. The average measurement was not performed when the peak measured data under the limit of average detection.
5. The emission levels of other frequencies are very lower than the limit and not show in test report.

Product	:	Intel® Wireless-AC 9560
Test Item	:	Harmonic Radiated Emission Data
Test Date	:	2019/01/03
Test Mode	:	Mode 2 SISO B: Transmit (802.11a_6Mbps)(5200MHz)

Vertical

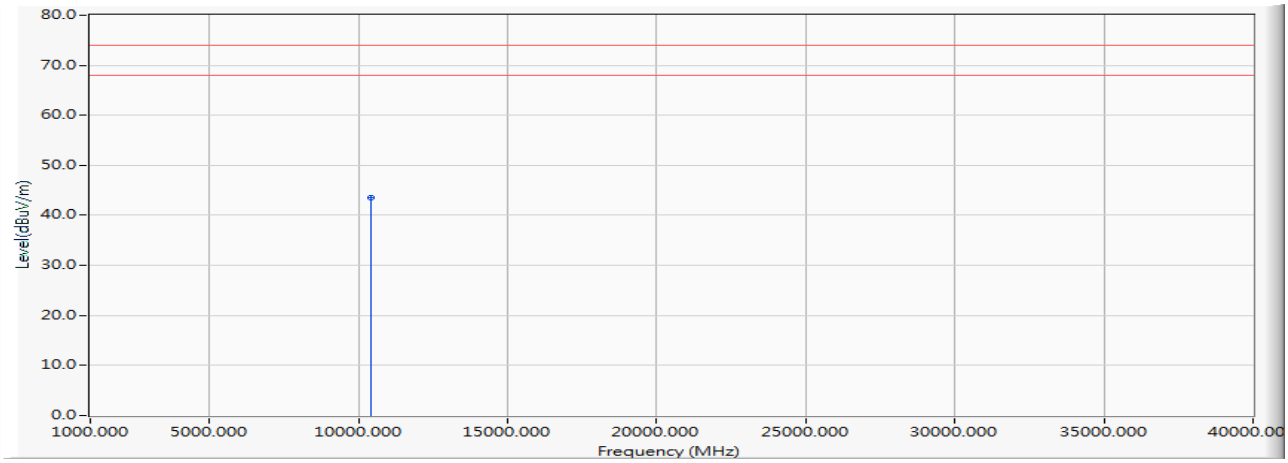

		Frequency (MHz)	Correct Factor (dB)	Reading Level (dBuV)	Measure Level (dBuV/m)	Margin (dB)	Limit (dBuV/m)	Detector Type
1	*	10400.000	-1.222	44.790	43.569	-30.431	74.000	PEAK

Note:

1. All Readings below 1GHz are Quasi-Peak, above 1GHz are performed with peak and/or average measurements as necessary.
2. Measurement Level = Reading Level + Correct Factor.
3. Correct Factor = Antenna factor + Cable loss –Amplifier gain.
4. The average measurement was not performed when the peak measured data under the limit of average detection.
5. The emission levels of other frequencies are very lower than the limit and not show in test report.

Product	:	Intel® Wireless-AC 9560
Test Item	:	Harmonic Radiated Emission Data
Test Date	:	2019/01/03
Test Mode	:	Mode 2 SISO B: Transmit (802.11a_6Mbps)(5240MHz))

Horizontal

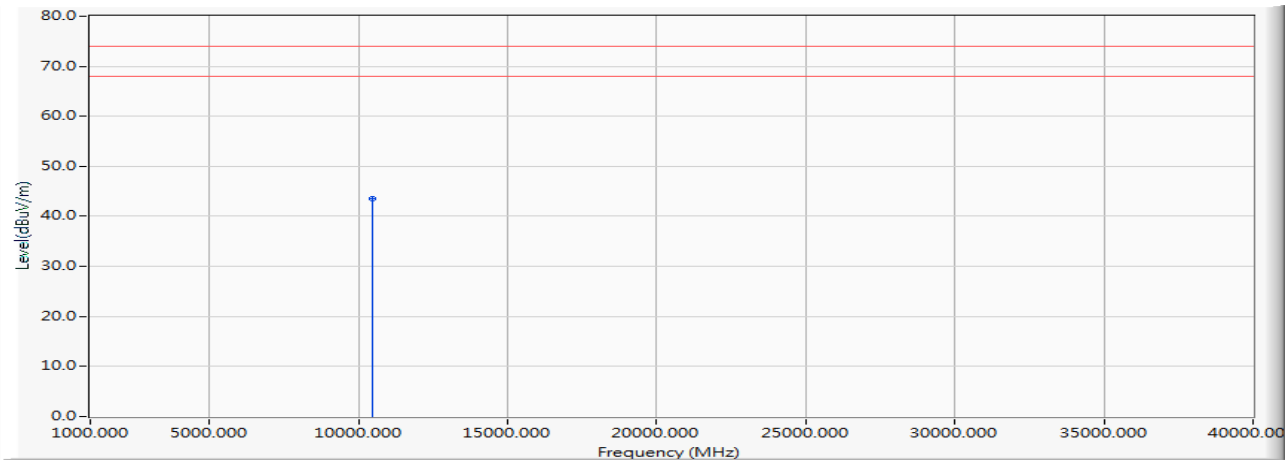

		Frequency (MHz)	Correct Factor (dB)	Reading Level (dBuV)	Measure Level (dBuV/m)	Margin (dB)	Limit (dBuV/m)	Detector Type
1	*	10480.000	-1.075	44.670	43.596	-30.404	74.000	PEAK

Note:

1. All Readings below 1GHz are Quasi-Peak, above 1GHz are performed with peak and/or average measurements as necessary.
2. Measurement Level = Reading Level + Correct Factor.
3. Correct Factor = Antenna factor + Cable loss –Amplifier gain.
4. The average measurement was not performed when the peak measured data under the limit of average detection.
5. The emission levels of other frequencies are very lower than the limit and not show in test report.

Product	:	Intel® Wireless-AC 9560
Test Item	:	Harmonic Radiated Emission Data
Test Date	:	2019/01/03
Test Mode	:	Mode 2 SISO B: Transmit (802.11a_6Mbps)(5240MHz))

Vertical

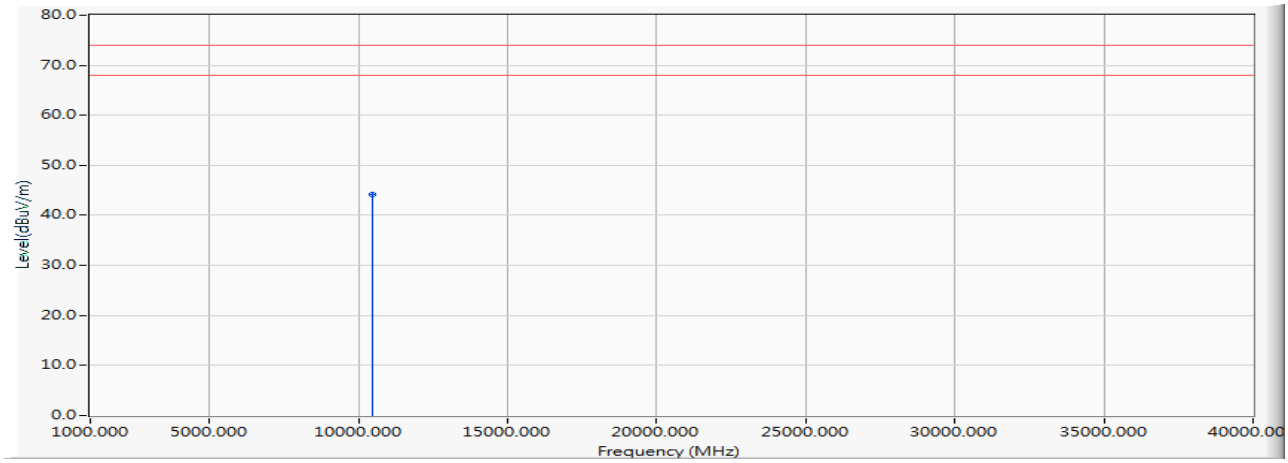

		Frequency (MHz)	Correct Factor (dB)	Reading Level (dBuV)	Measure Level (dBuV/m)	Margin (dB)	Limit (dBuV/m)	Detector Type
1	*	10480.000	-0.148	44.300	44.153	-29.847	74.000	PEAK

Note:

1. All Readings below 1GHz are Quasi-Peak, above 1GHz are performed with peak and/or average measurements as necessary.
2. Measurement Level = Reading Level + Correct Factor.
3. Correct Factor = Antenna factor + Cable loss –Amplifier gain.
4. The average measurement was not performed when the peak measured data under the limit of average detection.
5. The emission levels of other frequencies are very lower than the limit and not show in test report.

Product : Intel® Wireless-AC 9560
Test Item : Harmonic Radiated Emission Data
Test Date : 2019/01/03
Test Mode : Mode 2 SISO B: Transmit (802.11a_6Mbps)(5260MHz)

Horizontal

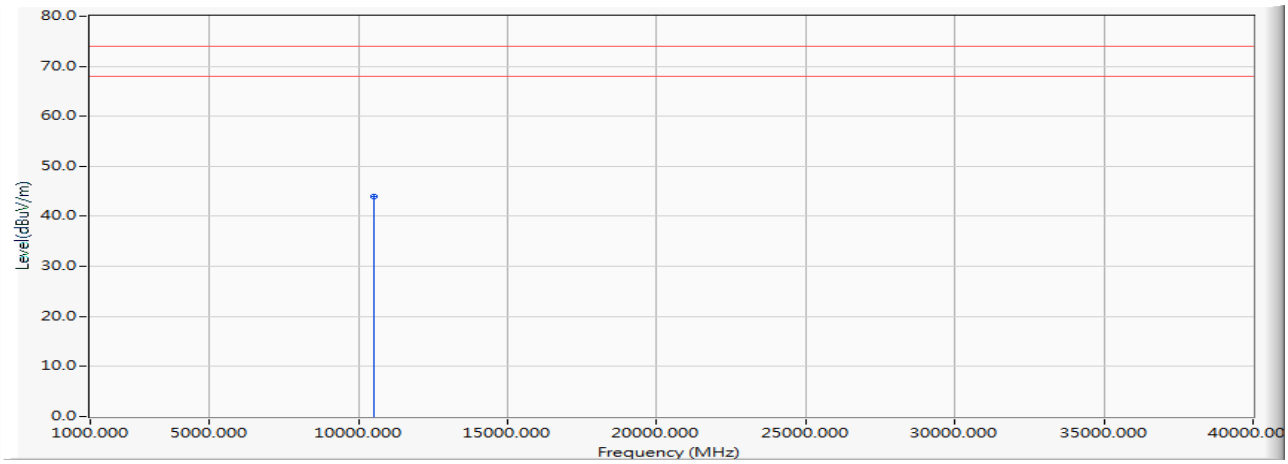

		Frequency (MHz)	Correct Factor (dB)	Reading Level (dBuV)	Measure Level (dBuV/m)	Margin (dB)	Limit (dBuV/m)	Detector Type
1	*	10520.000	-0.575	44.510	43.935	-30.065	74.000	PEAK

Note:

1. All Readings below 1GHz are Quasi-Peak, above 1GHz are performed with peak and/or average measurements as necessary.
2. Measurement Level = Reading Level + Correct Factor.
3. Correct Factor = Antenna factor + Cable loss –Amplifier gain.
4. The average measurement was not performed when the peak measured data under the limit of average detection.
5. The emission levels of other frequencies are very lower than the limit and not show in test report.

Product	:	Intel® Wireless-AC 9560
Test Item	:	Harmonic Radiated Emission Data
Test Date	:	2019/01/03
Test Mode	:	Mode 2 SISO B: Transmit (802.11a_6Mbps)(5260MHz)

Vertical

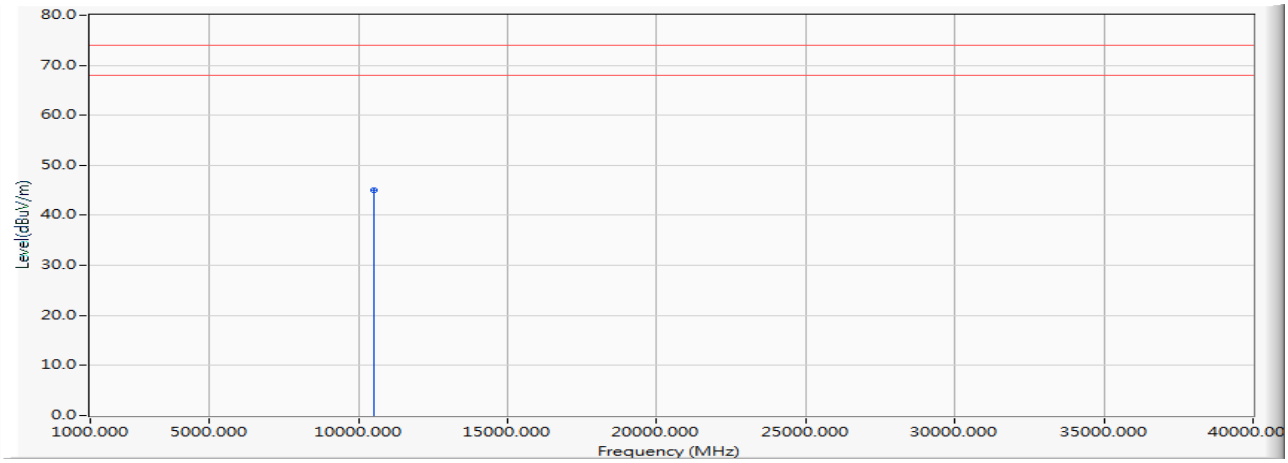

		Frequency (MHz)	Correct Factor (dB)	Reading Level (dBuV)	Measure Level (dBuV/m)	Margin (dB)	Limit (dBuV/m)	Detector Type
1	*	10520.000	0.228	44.840	45.068	-28.932	74.000	PEAK

Note:

1. All Readings below 1GHz are Quasi-Peak, above 1GHz are performed with peak and/or average measurements as necessary.
2. Measurement Level = Reading Level + Correct Factor.
3. Correct Factor = Antenna factor + Cable loss –Amplifier gain.
4. The average measurement was not performed when the peak measured data under the limit of average detection.
5. The emission levels of other frequencies are very lower than the limit and not show in test report.

Product	:	Intel® Wireless-AC 9560
Test Item	:	Harmonic Radiated Emission Data
Test Date	:	2019/01/03
Test Mode	:	Mode 2 SISO B: Transmit (802.11a_6Mbps)(5280MHz)

Horizontal

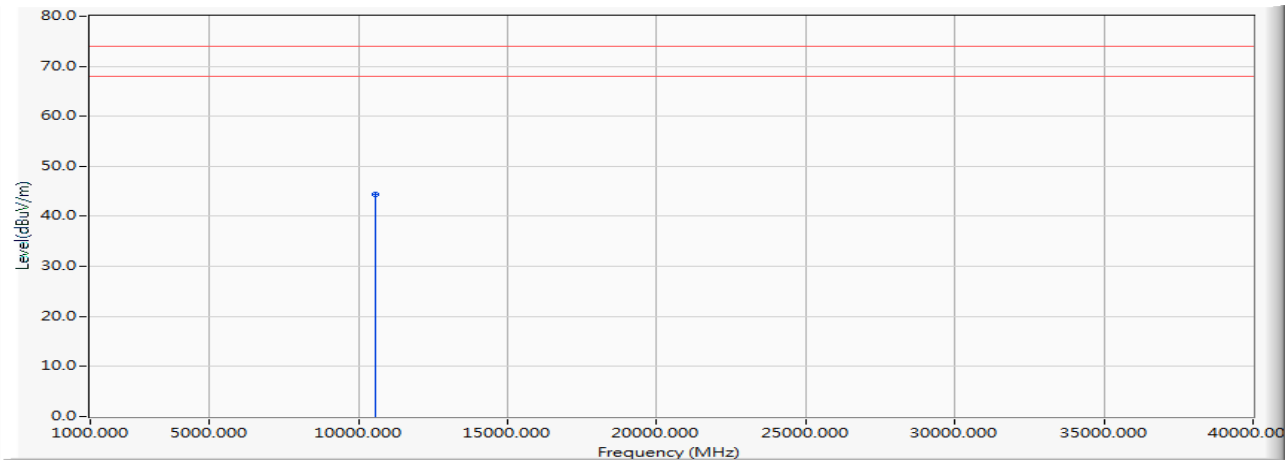

		Frequency (MHz)	Correct Factor (dB)	Reading Level (dBuV)	Measure Level (dBuV/m)	Margin (dB)	Limit (dBuV/m)	Detector Type
1	*	10560.000	-0.114	44.460	44.346	-29.654	74.000	PEAK

Note:

1. All Readings below 1GHz are Quasi-Peak, above 1GHz are performed with peak and/or average measurements as necessary.
2. Measurement Level = Reading Level + Correct Factor.
3. Correct Factor = Antenna factor + Cable loss –Amplifier gain.
4. The average measurement was not performed when the peak measured data under the limit of average detection.
5. The emission levels of other frequencies are very lower than the limit and not show in test report.

Product	:	Intel® Wireless-AC 9560
Test Item	:	Harmonic Radiated Emission Data
Test Date	:	2019/01/03
Test Mode	:	Mode 2 SISO B: Transmit (802.11a_6Mbps)(5280MHz)

Vertical

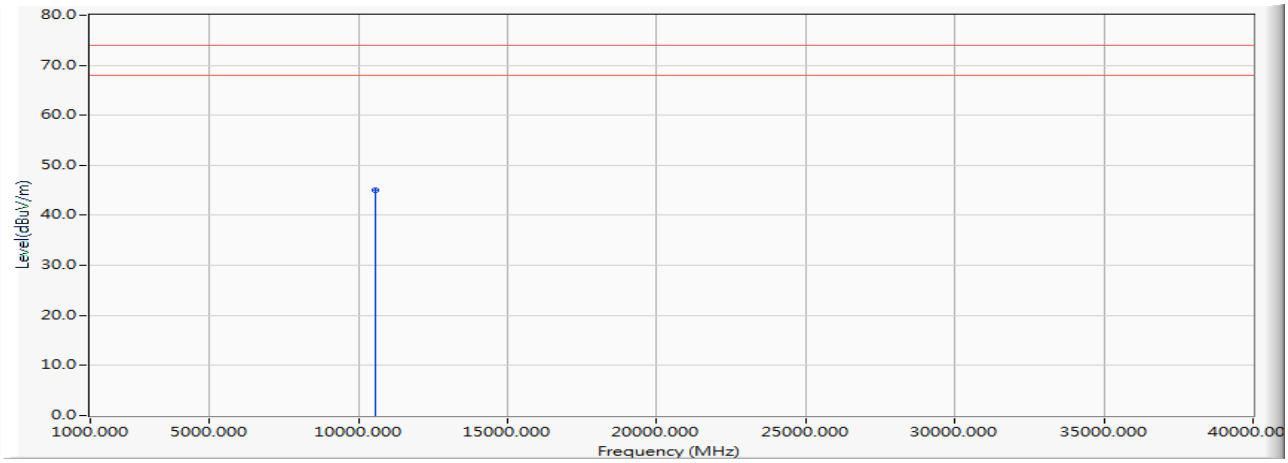

		Frequency (MHz)	Correct Factor (dB)	Reading Level (dBuV)	Measure Level (dBuV/m)	Margin (dB)	Limit (dBuV/m)	Detector Type
1	*	10560.000	0.438	44.710	45.147	-28.853	74.000	PEAK

Note:

1. All Readings below 1GHz are Quasi-Peak, above 1GHz are performed with peak and/or average measurements as necessary.
2. Measurement Level = Reading Level + Correct Factor.
3. Correct Factor = Antenna factor + Cable loss –Amplifier gain.
4. The average measurement was not performed when the peak measured data under the limit of average detection.
5. The emission levels of other frequencies are very lower than the limit and not show in test report.

Product	:	Intel® Wireless-AC 9560
Test Item	:	Harmonic Radiated Emission Data
Test Date	:	2019/01/03
Test Mode	:	Mode 2 SISO B: Transmit (802.11a_6Mbps)(5320MHz)

Horizontal

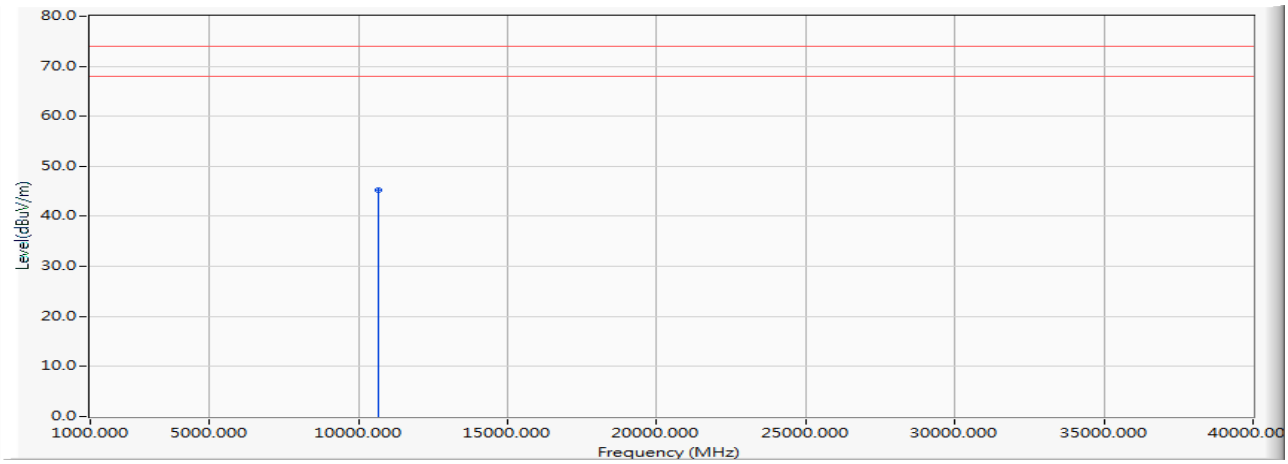

		Frequency (MHz)	Correct Factor (dB)	Reading Level (dBuV)	Measure Level (dBuV/m)	Margin (dB)	Limit (dBuV/m)	Detector Type
1	*	10640.000	0.316	44.890	45.206	-28.794	74.000	PEAK

Note:

1. All Readings below 1GHz are Quasi-Peak, above 1GHz are performed with peak and/or average measurements as necessary.
2. Measurement Level = Reading Level + Correct Factor.
3. Correct Factor = Antenna factor + Cable loss –Amplifier gain.
4. The average measurement was not performed when the peak measured data under the limit of average detection.
5. The emission levels of other frequencies are very lower than the limit and not show in test report.

Product	:	Intel® Wireless-AC 9560
Test Item	:	Harmonic Radiated Emission Data
Test Date	:	2019/01/03
Test Mode	:	Mode 2 SISO B: Transmit (802.11a_6Mbps)(5320MHz)

Vertical

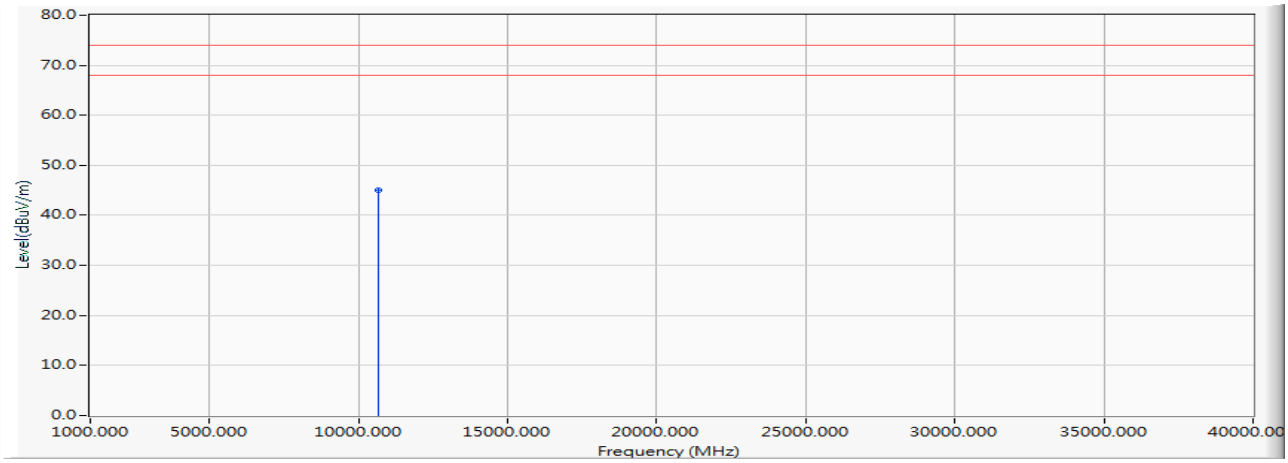

		Frequency (MHz)	Correct Factor (dB)	Reading Level (dBuV)	Measure Level (dBuV/m)	Margin (dB)	Limit (dBuV/m)	Detector Type
1	*	10640.000	0.709	44.400	45.109	-28.891	74.000	PEAK

Note:

1. All Readings below 1GHz are Quasi-Peak, above 1GHz are performed with peak and/or average measurements as necessary.
2. Measurement Level = Reading Level + Correct Factor.
3. Correct Factor = Antenna factor + Cable loss –Amplifier gain.
4. The average measurement was not performed when the peak measured data under the limit of average detection.
5. The emission levels of other frequencies are very lower than the limit and not show in test report.

Product	:	Intel® Wireless-AC 9560
Test Item	:	Harmonic Radiated Emission Data
Test Date	:	2019/01/03
Test Mode	:	Mode 2 SISO B: Transmit (802.11a_6Mbps)(5500MHz)

Horizontal

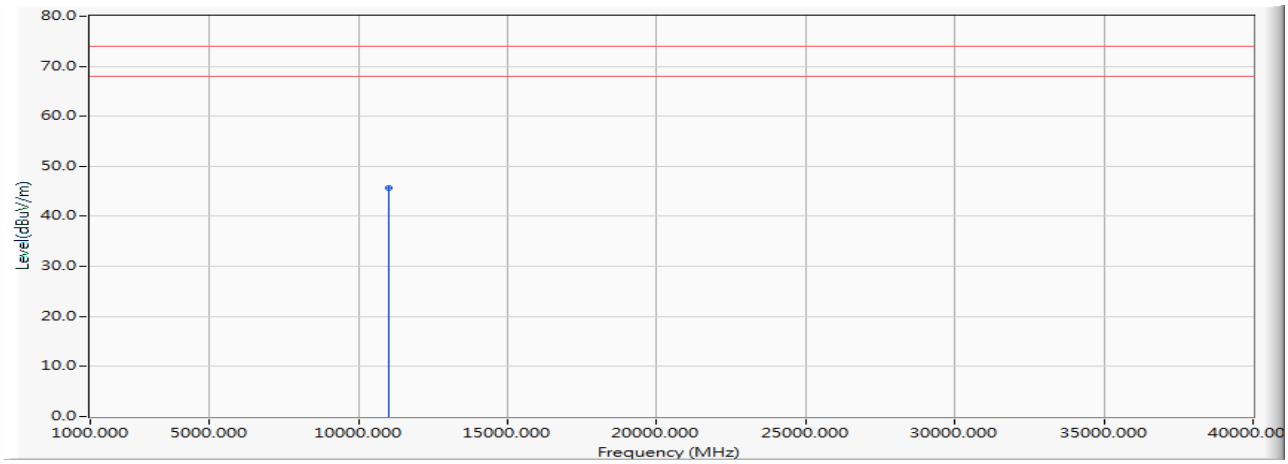

		Frequency (MHz)	Correct Factor (dB)	Reading Level (dBuV)	Measure Level (dBuV/m)	Margin (dB)	Limit (dBuV/m)	Detector Type
1	*	11000.000	1.709	43.960	45.669	-28.331	74.000	PEAK

Note:

1. All Readings below 1GHz are Quasi-Peak, above 1GHz are performed with peak and/or average measurements as necessary.
2. Measurement Level = Reading Level + Correct Factor.
3. Correct Factor = Antenna factor + Cable loss –Amplifier gain.
4. The average measurement was not performed when the peak measured data under the limit of average detection.
5. The emission levels of other frequencies are very lower than the limit and not show in test report.

Product	:	Intel® Wireless-AC 9560
Test Item	:	Harmonic Radiated Emission Data
Test Date	:	2019/01/03
Test Mode	:	Mode 2 SISO B: Transmit (802.11a_6Mbps)(5500MHz)

Vertical

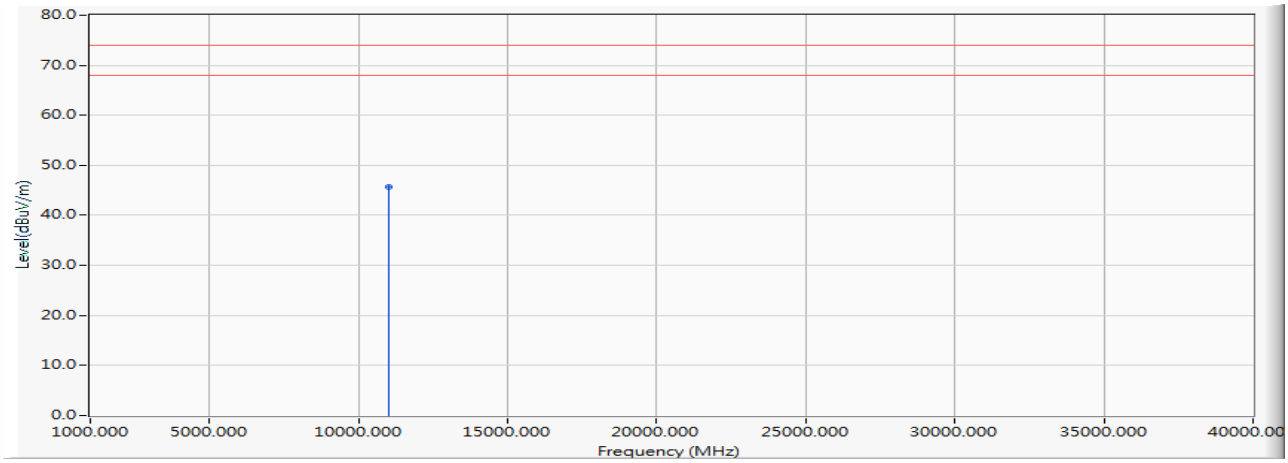

		Frequency (MHz)	Correct Factor (dB)	Reading Level (dBuV)	Measure Level (dBuV/m)	Margin (dB)	Limit (dBuV/m)	Detector Type
1	*	11000.000	2.442	43.210	45.651	-28.349	74.000	PEAK

Note:

1. All Readings below 1GHz are Quasi-Peak, above 1GHz are performed with peak and/or average measurements as necessary.
2. Measurement Level = Reading Level + Correct Factor.
3. Correct Factor = Antenna factor + Cable loss –Amplifier gain.
4. The average measurement was not performed when the peak measured data under the limit of average detection.
5. The emission levels of other frequencies are very lower than the limit and not show in test report.

Product	:	Intel® Wireless-AC 9560
Test Item	:	Harmonic Radiated Emission Data
Test Date	:	2019/01/03
Test Mode	:	Mode 2 SISO B: Transmit (802.11a_6Mbps)(5600MHz)

Horizontal

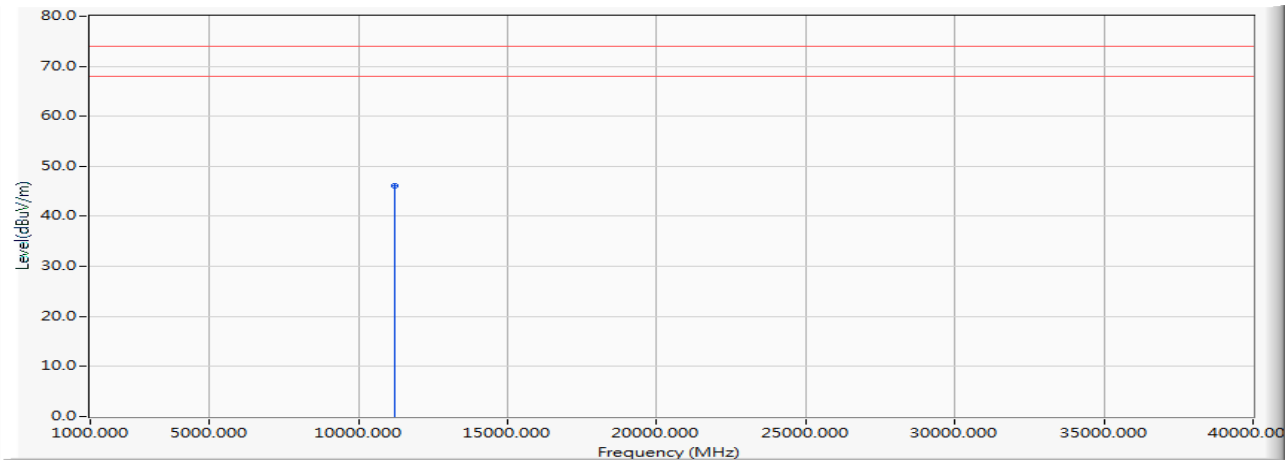

		Frequency (MHz)	Correct Factor (dB)	Reading Level (dBuV)	Measure Level (dBuV/m)	Margin (dB)	Limit (dBuV/m)	Detector Type
1	*	11200.000	2.286	43.860	46.146	-27.854	74.000	PEAK

Note:

1. All Readings below 1GHz are Quasi-Peak, above 1GHz are performed with peak and/or average measurements as necessary.
2. Measurement Level = Reading Level + Correct Factor.
3. Correct Factor = Antenna factor + Cable loss –Amplifier gain.
4. The average measurement was not performed when the peak measured data under the limit of average detection.
5. The emission levels of other frequencies are very lower than the limit and not show in test report.

Product	:	Intel® Wireless-AC 9560
Test Item	:	Harmonic Radiated Emission Data
Test Date	:	2019/01/03
Test Mode	:	Mode 2 SISO B: Transmit (802.11a_6Mbps)(5600MHz)

Vertical

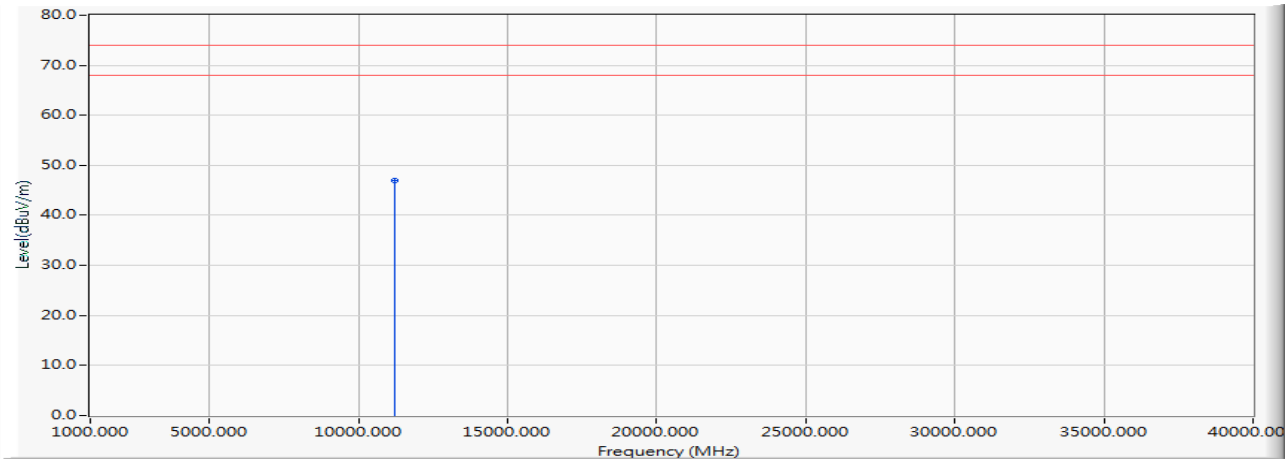

		Frequency (MHz)	Correct Factor (dB)	Reading Level (dBuV)	Measure Level (dBuV/m)	Margin (dB)	Limit (dBuV/m)	Detector Type
1	*	11200.000	3.356	43.690	47.046	-26.954	74.000	PEAK

Note:

1. All Readings below 1GHz are Quasi-Peak, above 1GHz are performed with peak and/or average measurements as necessary.
2. Measurement Level = Reading Level + Correct Factor.
3. Correct Factor = Antenna factor + Cable loss –Amplifier gain.
4. The average measurement was not performed when the peak measured data under the limit of average detection.
5. The emission levels of other frequencies are very lower than the limit and not show in test report.

Product	:	Intel® Wireless-AC 9560
Test Item	:	Harmonic Radiated Emission Data
Test Date	:	2019/01/03
Test Mode	:	Mode 2 SISO B: Transmit (802.11a_6Mbps)(5700MHz)

Horizontal

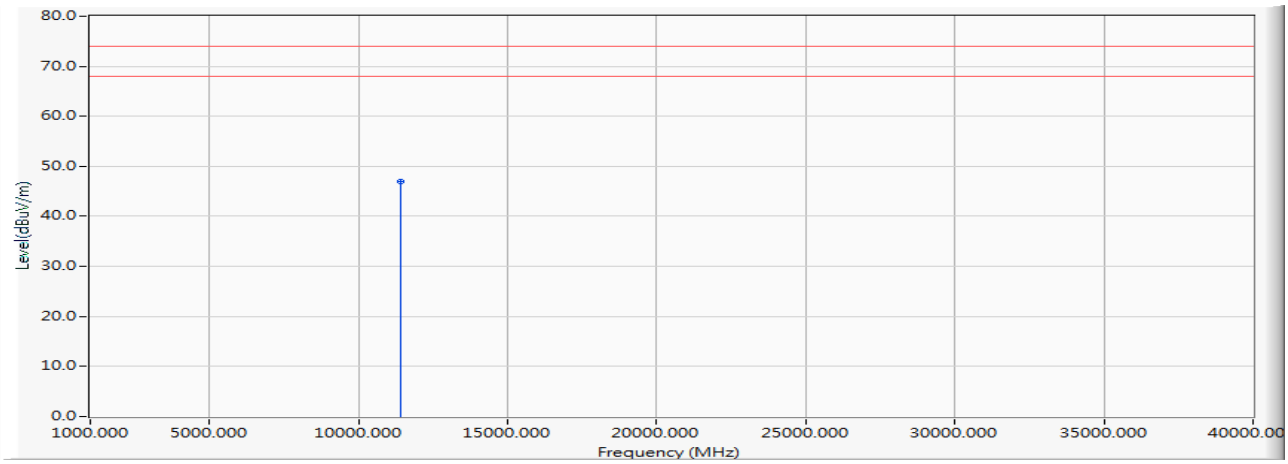

		Frequency (MHz)	Correct Factor (dB)	Reading Level (dBuV)	Measure Level (dBuV/m)	Margin (dB)	Limit (dBuV/m)	Detector Type
1	*	11400.000	2.101	44.920	47.022	-26.978	74.000	PEAK

Note:

1. All Readings below 1GHz are Quasi-Peak, above 1GHz are performed with peak and/or average measurements as necessary.
2. Measurement Level = Reading Level + Correct Factor.
3. Correct Factor = Antenna factor + Cable loss –Amplifier gain.
4. The average measurement was not performed when the peak measured data under the limit of average detection.
5. The emission levels of other frequencies are very lower than the limit and not show in test report.

Product	:	Intel® Wireless-AC 9560
Test Item	:	Harmonic Radiated Emission Data
Test Date	:	2019/01/03
Test Mode	:	Mode 2 SISO B: Transmit (802.11a_6Mbps)(5700MHz)

Vertical

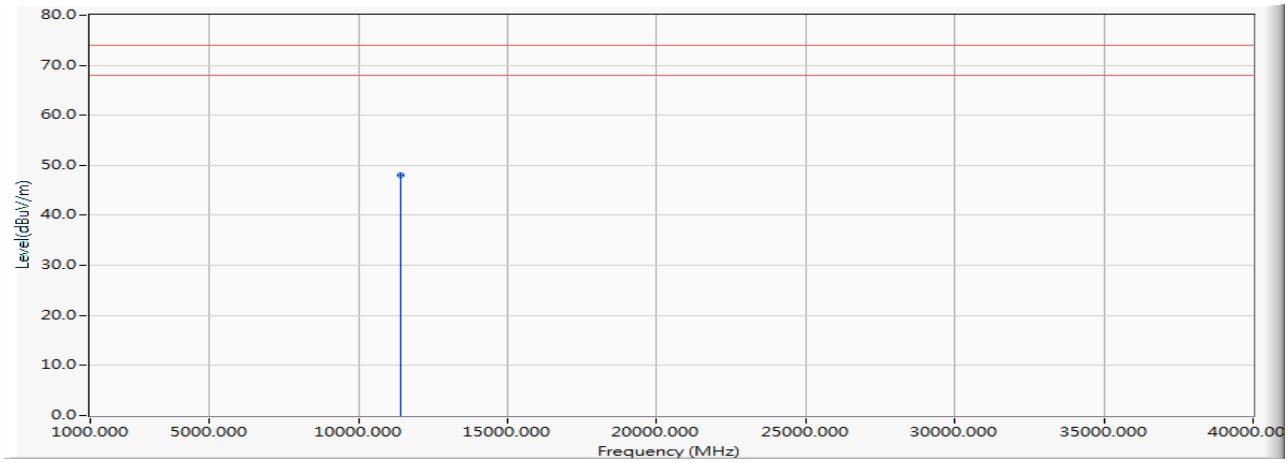

		Frequency (MHz)	Correct Factor (dB)	Reading Level (dBuV)	Measure Level (dBuV/m)	Margin (dB)	Limit (dBuV/m)	Detector Type
1	*	11400.000	2.709	45.290	47.999	-26.001	74.000	PEAK

Note:

1. All Readings below 1GHz are Quasi-Peak, above 1GHz are performed with peak and/or average measurements as necessary.
2. Measurement Level = Reading Level + Correct Factor.
3. Correct Factor = Antenna factor + Cable loss –Amplifier gain.
4. The average measurement was not performed when the peak measured data under the limit of average detection.
5. The emission levels of other frequencies are very lower than the limit and not show in test report.

Product : Intel® Wireless-AC 9560
Test Item : Harmonic Radiated Emission Data
Test Date : 2019/01/03
Test Mode : Mode 2 SISO B: Transmit (802.11a_6Mbps)(5745MHz)

Horizontal

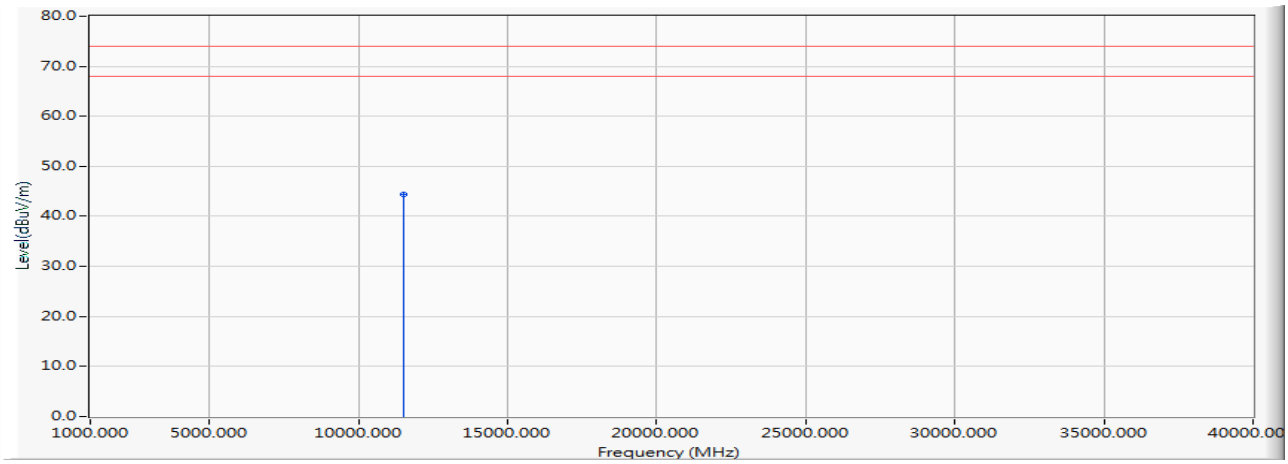

		Frequency (MHz)	Correct Factor (dB)	Reading Level (dBuV)	Measure Level (dBuV/m)	Margin (dB)	Limit (dBuV/m)	Detector Type
1	*	11490.000	2.672	41.820	44.492	-29.508	74.000	PEAK

Note:

1. All Readings below 1GHz are Quasi-Peak, above 1GHz are performed with peak and/or average measurements as necessary.
2. Measurement Level = Reading Level + Correct Factor.
3. Correct Factor = Antenna factor + Cable loss –Amplifier gain.
4. The average measurement was not performed when the peak measured data under the limit of average detection.
5. The emission levels of other frequencies are very lower than the limit and not show in test report.

Product	:	Intel® Wireless-AC 9560
Test Item	:	Harmonic Radiated Emission Data
Test Date	:	2019/01/03
Test Mode	:	Mode 2 SISO B: Transmit (802.11a_6Mbps)(5745MHz)

Vertical

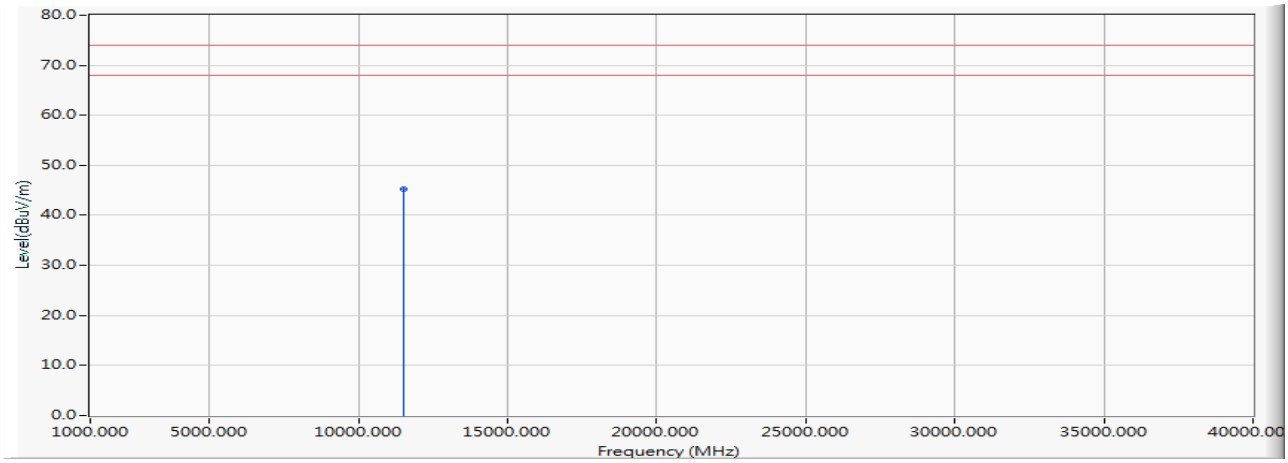

		Frequency (MHz)	Correct Factor (dB)	Reading Level (dBuV)	Measure Level (dBuV/m)	Margin (dB)	Limit (dBuV/m)	Detector Type
1	*	11490.000	3.600	41.600	45.200	-28.800	74.000	PEAK

Note:

1. All Readings below 1GHz are Quasi-Peak, above 1GHz are performed with peak and/or average measurements as necessary.
2. Measurement Level = Reading Level + Correct Factor.
3. Correct Factor = Antenna factor + Cable loss –Amplifier gain.
4. The average measurement was not performed when the peak measured data under the limit of average detection.
5. The emission levels of other frequencies are very lower than the limit and not show in test report.

Product	:	Intel® Wireless-AC 9560
Test Item	:	Harmonic Radiated Emission Data
Test Date	:	2019/01/03
Test Mode	:	Mode 2 SISO B: Transmit (802.11a_6Mbps)(5785MHz)

Horizontal

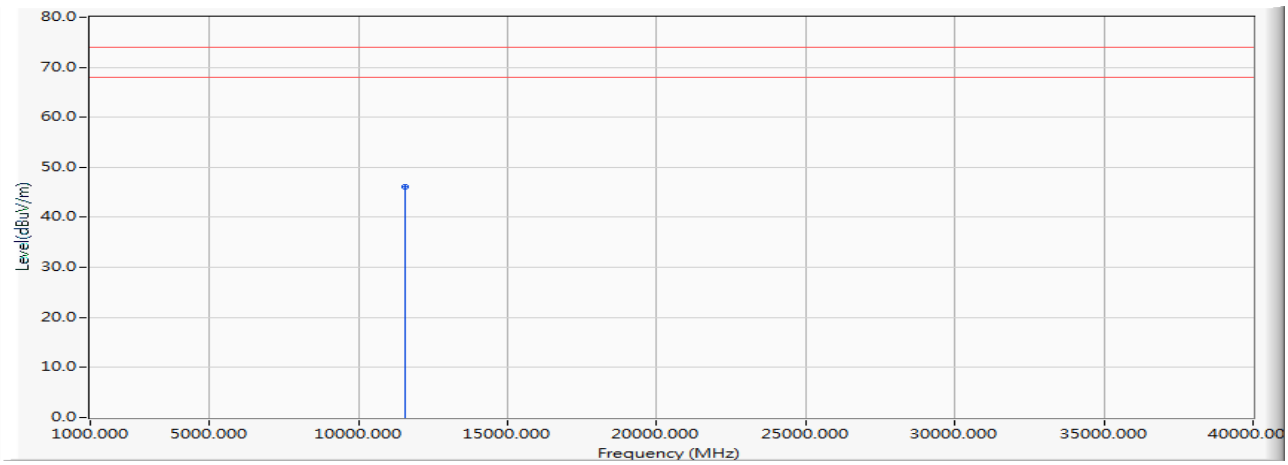

		Frequency (MHz)	Correct Factor (dB)	Reading Level (dBuV)	Measure Level (dBuV/m)	Margin (dB)	Limit (dBuV/m)	Detector Type
1	*	11570.000	2.336	43.670	46.006	-27.994	74.000	PEAK

Note:

1. All Readings below 1GHz are Quasi-Peak, above 1GHz are performed with peak and/or average measurements as necessary.
2. Measurement Level = Reading Level + Correct Factor.
3. Correct Factor = Antenna factor + Cable loss –Amplifier gain.
4. The average measurement was not performed when the peak measured data under the limit of average detection.
5. The emission levels of other frequencies are very lower than the limit and not show in test report.

Product	:	Intel® Wireless-AC 9560
Test Item	:	Harmonic Radiated Emission Data
Test Date	:	2019/01/03
Test Mode	:	Mode 2 SISO B: Transmit (802.11a_6Mbps)(5785MHz)

Vertical

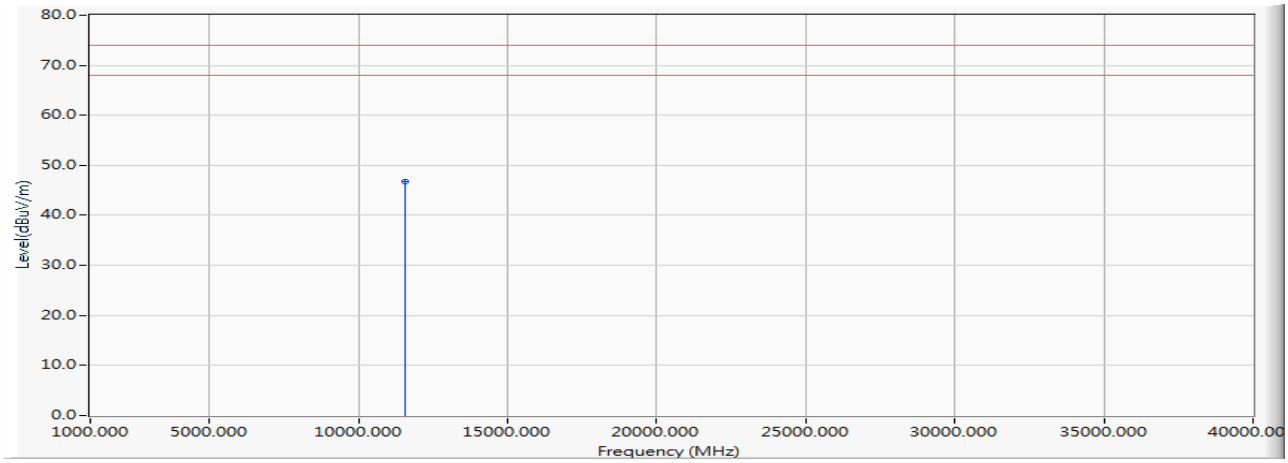

		Frequency (MHz)	Correct Factor (dB)	Reading Level (dBuV)	Measure Level (dBuV/m)	Margin (dB)	Limit (dBuV/m)	Detector Type
1	*	11570.000	3.225	43.440	46.664	-27.336	74.000	PEAK

Note:

1. All Readings below 1GHz are Quasi-Peak, above 1GHz are performed with peak and/or average measurements as necessary.
2. Measurement Level = Reading Level + Correct Factor.
3. Correct Factor = Antenna factor + Cable loss –Amplifier gain.
4. The average measurement was not performed when the peak measured data under the limit of average detection.
5. The emission levels of other frequencies are very lower than the limit and not show in test report.

Product	:	Intel® Wireless-AC 9560
Test Item	:	Harmonic Radiated Emission Data
Test Date	:	2019/01/03
Test Mode	:	Mode 2 SISO B: Transmit (802.11a_6Mbps) (5825MHz)

Horizontal

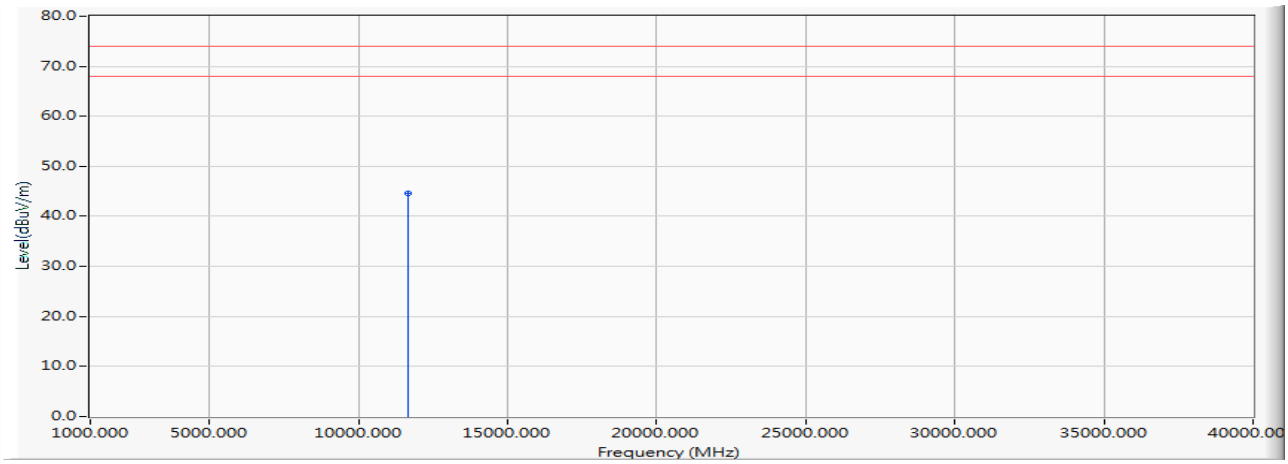

		Frequency (MHz)	Correct Factor (dB)	Reading Level (dBuV)	Measure Level (dBuV/m)	Margin (dB)	Limit (dBuV/m)	Detector Type
1	*	11650.000	1.608	42.900	44.509	-29.491	74.000	PEAK

Note:

1. All Readings below 1GHz are Quasi-Peak, above 1GHz are performed with peak and/or average measurements as necessary.
2. Measurement Level = Reading Level + Correct Factor.
3. Correct Factor = Antenna factor + Cable loss –Amplifier gain.
4. The average measurement was not performed when the peak measured data under the limit of average detection.
5. The emission levels of other frequencies are very lower than the limit and not show in test report.

Product	:	Intel® Wireless-AC 9560
Test Item	:	Harmonic Radiated Emission Data
Test Date	:	2019/01/03
Test Mode	:	Mode 2 SISO B: Transmit (802.11a_6Mbps) (5825MHz)

Vertical

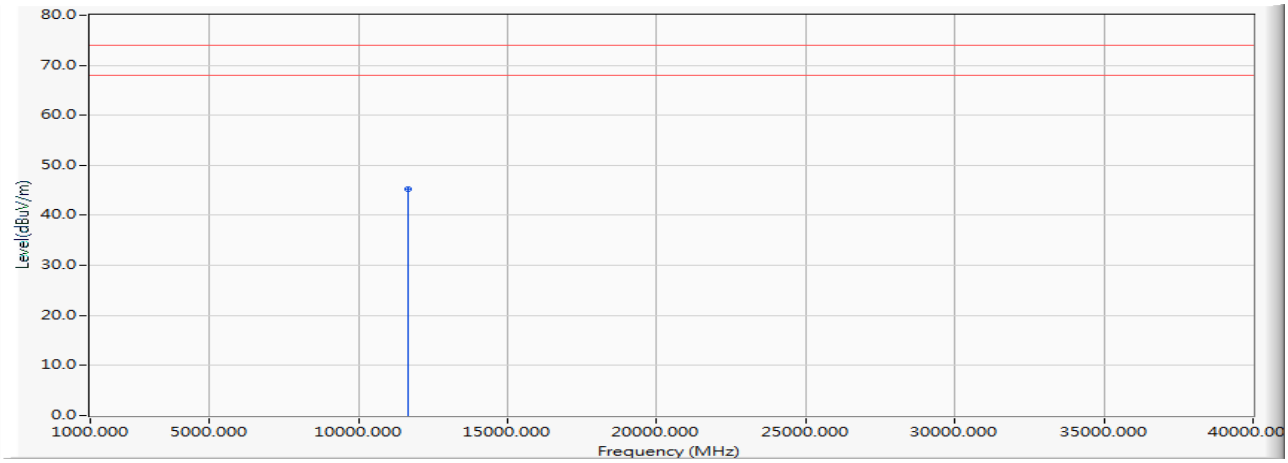

		Frequency (MHz)	Correct Factor (dB)	Reading Level (dBuV)	Measure Level (dBuV/m)	Margin (dB)	Limit (dBuV/m)	Detector Type
1	*	11650.000	2.724	42.550	45.275	-28.725	74.000	PEAK

Note:

1. All Readings below 1GHz are Quasi-Peak, above 1GHz are performed with peak and/or average measurements as necessary.
2. Measurement Level = Reading Level + Correct Factor.
3. Correct Factor = Antenna factor + Cable loss –Amplifier gain.
4. The average measurement was not performed when the peak measured data under the limit of average detection.
5. The emission levels of other frequencies are very lower than the limit and not show in test report.

Product : Intel® Wireless-AC 9560
Test Item : Harmonic Radiated Emission Data
Test Date : 2019/01/03
Test Mode : Mode 2 SISO B: Transmit (802.11n-20BW_7.2Mbps)(5180MHz)

Horizontal

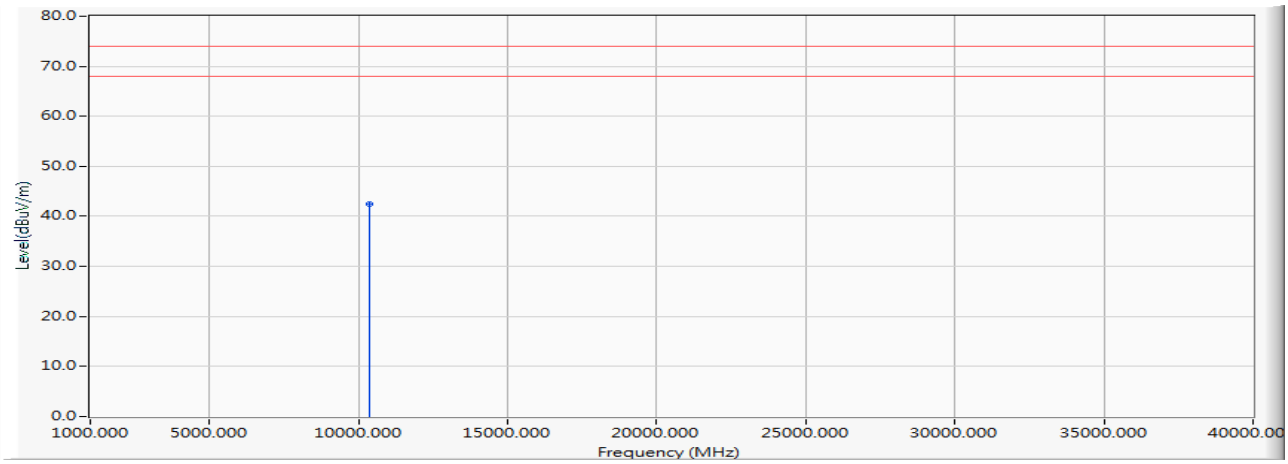

		Frequency (MHz)	Correct Factor (dB)	Reading Level (dBuV)	Measure Level (dBuV/m)	Margin (dB)	Limit (dBuV/m)	Detector Type
1	*	10360.000	-2.181	44.590	42.409	-31.591	74.000	PEAK

Note:

1. All Readings below 1GHz are Quasi-Peak, above 1GHz are performed with peak and/or average measurements as necessary.
2. Measurement Level = Reading Level + Correct Factor.
3. Correct Factor = Antenna factor + Cable loss –Amplifier gain.
4. The average measurement was not performed when the peak measured data under the limit of average detection.
5. The emission levels of other frequencies are very lower than the limit and not show in test report.

Product : Intel® Wireless-AC 9560
Test Item : Harmonic Radiated Emission Data
Test Date : 2019/01/03
Test Mode : Mode 2 SISO B: Transmit (802.11n-20BW_7.2Mbps)(5180MHz)

Vertical

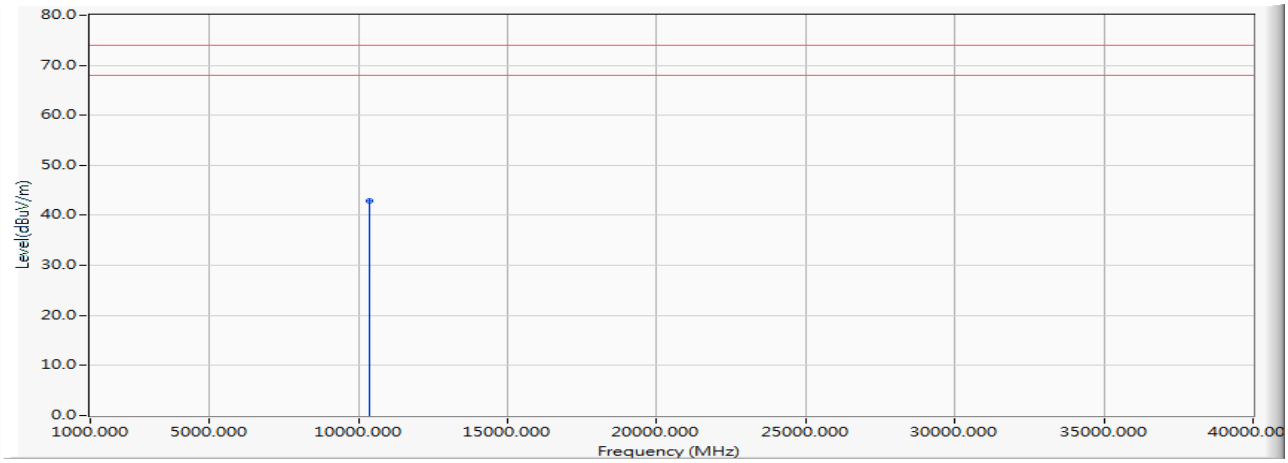

		Frequency (MHz)	Correct Factor (dB)	Reading Level (dBuV)	Measure Level (dBuV/m)	Margin (dB)	Limit (dBuV/m)	Detector Type
1	*	10360.000	-1.387	44.340	42.953	-31.047	74.000	PEAK

Note:

1. All Readings below 1GHz are Quasi-Peak, above 1GHz are performed with peak and/or average measurements as necessary.
2. Measurement Level = Reading Level + Correct Factor.
3. Correct Factor = Antenna factor + Cable loss –Amplifier gain.
4. The average measurement was not performed when the peak measured data under the limit of average detection.
5. The emission levels of other frequencies are very lower than the limit and not show in test report.

Product : Intel® Wireless-AC 9560
Test Item : Harmonic Radiated Emission Data
Test Date : 2019/01/03
Test Mode : Mode 2 SISO B: Transmit (802.11n-20BW_7.2Mbps)(5200MHz)

Horizontal

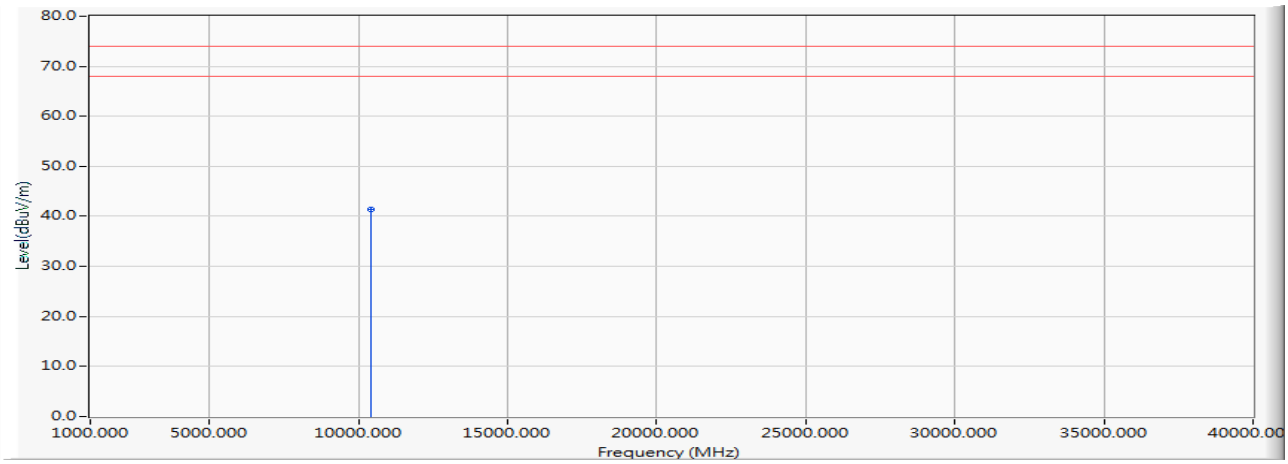

		Frequency (MHz)	Correct Factor (dB)	Reading Level (dBuV)	Measure Level (dBuV/m)	Margin (dB)	Limit (dBuV/m)	Detector Type
1	*	10400.000	-2.140	43.610	41.471	-32.529	74.000	PEAK

Note:

1. All Readings below 1GHz are Quasi-Peak, above 1GHz are performed with peak and/or average measurements as necessary.
2. Measurement Level = Reading Level + Correct Factor.
3. Correct Factor = Antenna factor + Cable loss –Amplifier gain.
4. The average measurement was not performed when the peak measured data under the limit of average detection.
5. The emission levels of other frequencies are very lower than the limit and not show in test report.

Product	:	Intel® Wireless-AC 9560
Test Item	:	Harmonic Radiated Emission Data
Test Date	:	2019/01/03
Test Mode	:	Mode 2 SISO B: Transmit (802.11n-20BW_7.2Mbps)(5200MHz)

Vertical

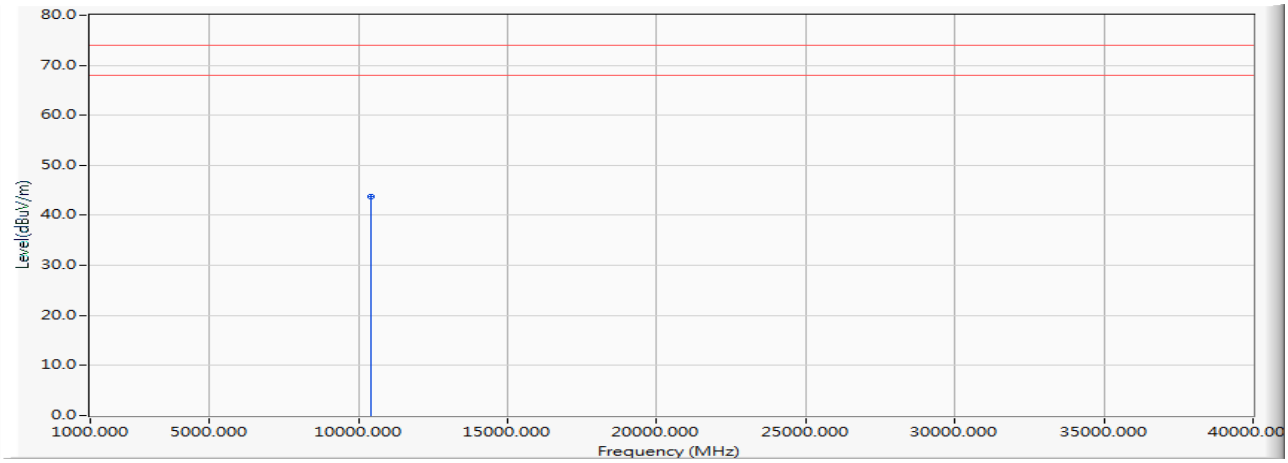

		Frequency (MHz)	Correct Factor (dB)	Reading Level (dBuV)	Measure Level (dBuV/m)	Margin (dB)	Limit (dBuV/m)	Detector Type
1	*	10400.000	-1.222	44.910	43.689	-30.311	74.000	PEAK

Note:

1. All Readings below 1GHz are Quasi-Peak, above 1GHz are performed with peak and/or average measurements as necessary.
2. Measurement Level = Reading Level + Correct Factor.
3. Correct Factor = Antenna factor + Cable loss –Amplifier gain.
4. The average measurement was not performed when the peak measured data under the limit of average detection.
5. The emission levels of other frequencies are very lower than the limit and not show in test report.

Product	:	Intel® Wireless-AC 9560
Test Item	:	Harmonic Radiated Emission Data
Test Date	:	2019/01/03
Test Mode	:	Mode 2 SISO B: Transmit (802.11n-20BW_7.2Mbps)(5240MHz)

Horizontal

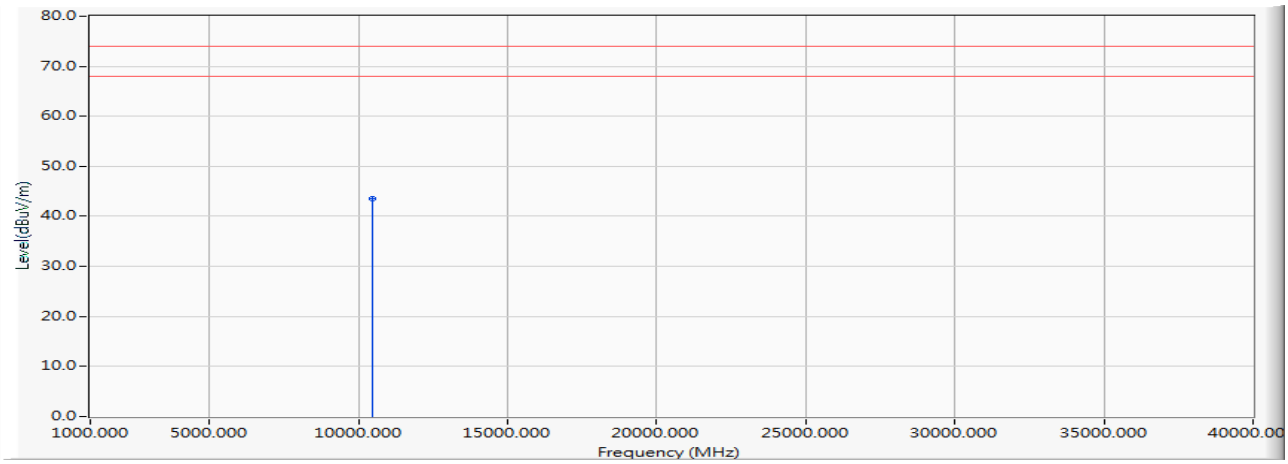

		Frequency (MHz)	Correct Factor (dB)	Reading Level (dBuV)	Measure Level (dBuV/m)	Margin (dB)	Limit (dBuV/m)	Detector Type
1	*	10480.000	-1.075	44.640	43.566	-30.434	74.000	PEAK

Note:

1. All Readings below 1GHz are Quasi-Peak, above 1GHz are performed with peak and/or average measurements as necessary.
2. Measurement Level = Reading Level + Correct Factor.
3. Correct Factor = Antenna factor + Cable loss –Amplifier gain.
4. The average measurement was not performed when the peak measured data under the limit of average detection.
5. The emission levels of other frequencies are very lower than the limit and not show in test report.

Product	:	Intel® Wireless-AC 9560
Test Item	:	Harmonic Radiated Emission Data
Test Date	:	2019/01/03
Test Mode	:	Mode 2 SISO B: Transmit (802.11n-20BW_7.2Mbps)(5240MHz)

Vertical

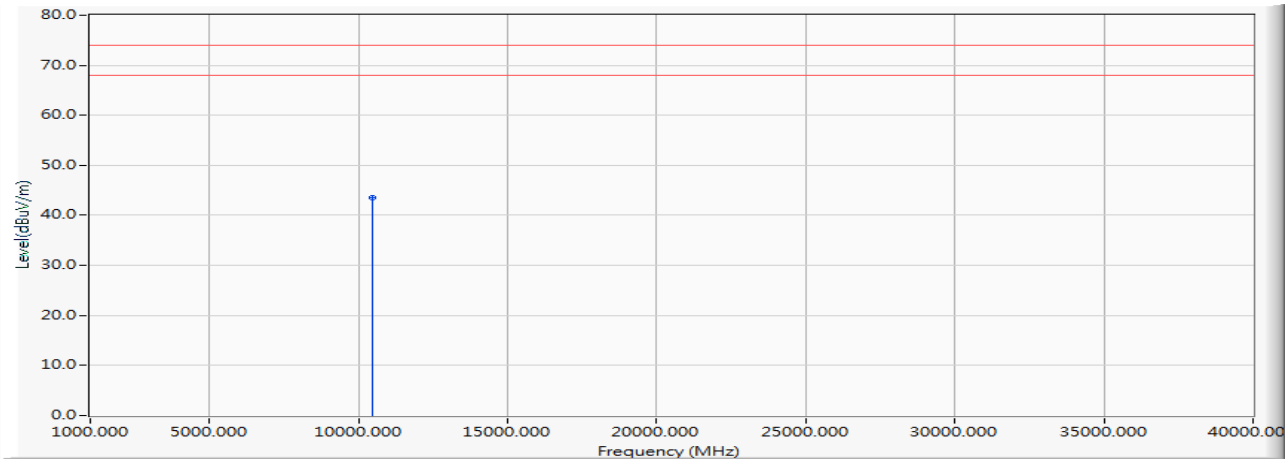

		Frequency (MHz)	Correct Factor (dB)	Reading Level (dBuV)	Measure Level (dBuV/m)	Margin (dB)	Limit (dBuV/m)	Detector Type
1	*	10480.000	-0.148	43.730	43.583	-30.417	74.000	PEAK

Note:

1. All Readings below 1GHz are Quasi-Peak, above 1GHz are performed with peak and/or average measurements as necessary.
2. Measurement Level = Reading Level + Correct Factor.
3. Correct Factor = Antenna factor + Cable loss –Amplifier gain.
4. The average measurement was not performed when the peak measured data under the limit of average detection.
5. The emission levels of other frequencies are very lower than the limit and not show in test report.

Product : Intel® Wireless-AC 9560
Test Item : Harmonic Radiated Emission Data
Test Date : 2019/01/03
Test Mode : Mode 2 SISO B: Transmit (802.11n-20BW_7.2Mbps)(5260MHz)

Horizontal

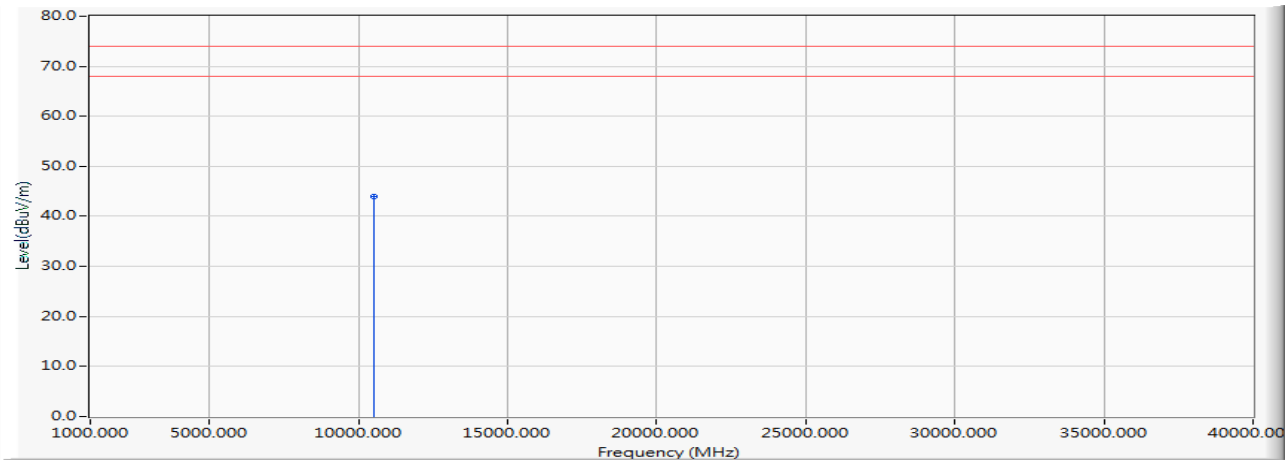

		Frequency (MHz)	Correct Factor (dB)	Reading Level (dBuV)	Measure Level (dBuV/m)	Margin (dB)	Limit (dBuV/m)	Detector Type
1	*	10520.000	-0.575	44.540	43.965	-30.035	74.000	PEAK

Note:

1. All Readings below 1GHz are Quasi-Peak, above 1GHz are performed with peak and/or average measurements as necessary.
2. Measurement Level = Reading Level + Correct Factor.
3. Correct Factor = Antenna factor + Cable loss –Amplifier gain.
4. The average measurement was not performed when the peak measured data under the limit of average detection.
5. The emission levels of other frequencies are very lower than the limit and not show in test report.

Product	:	Intel® Wireless-AC 9560
Test Item	:	Harmonic Radiated Emission Data
Test Date	:	2019/01/03
Test Mode	:	Mode 2 SISO B: Transmit (802.11n-20BW_7.2Mbps)(5260MHz)

Vertical

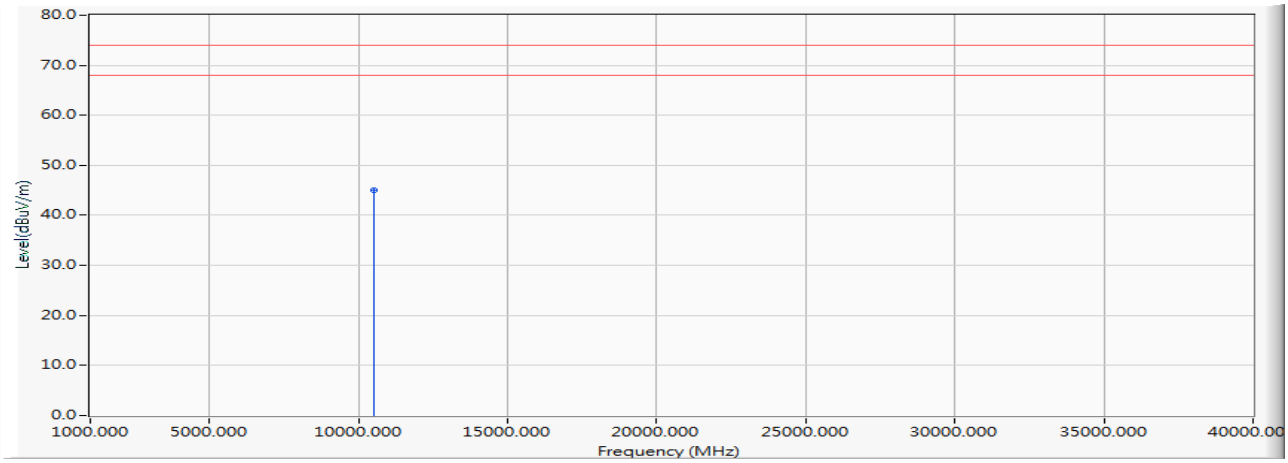

		Frequency (MHz)	Correct Factor (dB)	Reading Level (dBuV)	Measure Level (dBuV/m)	Margin (dB)	Limit (dBuV/m)	Detector Type
1	*	10520.000	0.228	44.870	45.098	-28.902	74.000	PEAK

Note:

1. All Readings below 1GHz are Quasi-Peak, above 1GHz are performed with peak and/or average measurements as necessary.
2. Measurement Level = Reading Level + Correct Factor.
3. Correct Factor = Antenna factor + Cable loss –Amplifier gain.
4. The average measurement was not performed when the peak measured data under the limit of average detection.
5. The emission levels of other frequencies are very lower than the limit and not show in test report.

Product : Intel® Wireless-AC 9560
Test Item : Harmonic Radiated Emission Data
Test Date : 2019/01/03
Test Mode : Mode 2 SISO B: Transmit (802.11n-20BW_7.2Mbps)(5280MHz)

Horizontal

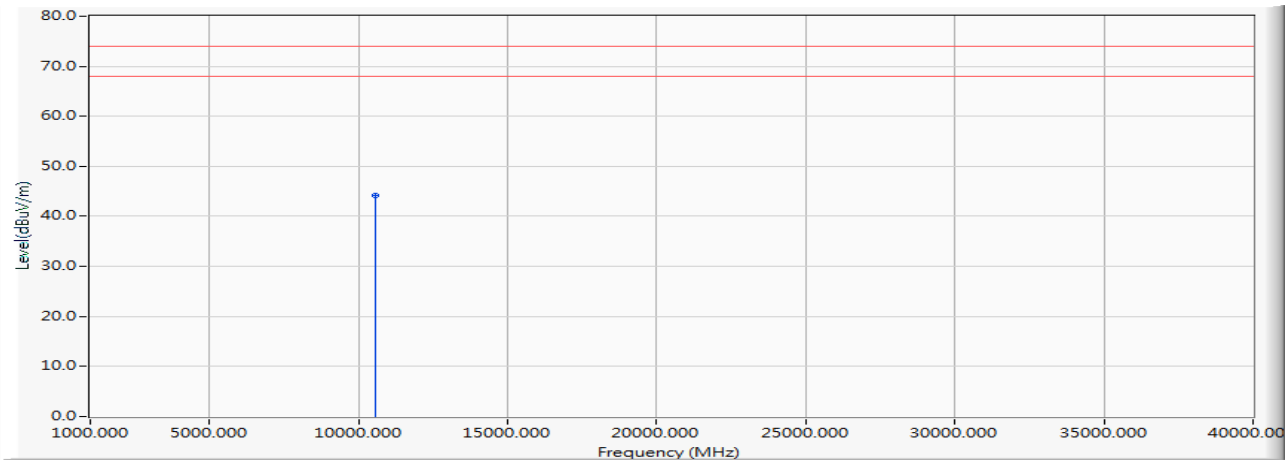

		Frequency (MHz)	Correct Factor (dB)	Reading Level (dBuV)	Measure Level (dBuV/m)	Margin (dB)	Limit (dBuV/m)	Detector Type
1	*	10560.000	-0.114	44.360	44.246	-29.754	74.000	PEAK

Note:

1. All Readings below 1GHz are Quasi-Peak, above 1GHz are performed with peak and/or average measurements as necessary.
2. Measurement Level = Reading Level + Correct Factor.
3. Correct Factor = Antenna factor + Cable loss –Amplifier gain.
4. The average measurement was not performed when the peak measured data under the limit of average detection.
5. The emission levels of other frequencies are very lower than the limit and not show in test report.

Product	:	Intel® Wireless-AC 9560
Test Item	:	Harmonic Radiated Emission Data
Test Date	:	2019/01/03
Test Mode	:	Mode 2 SISO B: Transmit (802.11n-20BW_7.2Mbps)(5280MHz)

Vertical

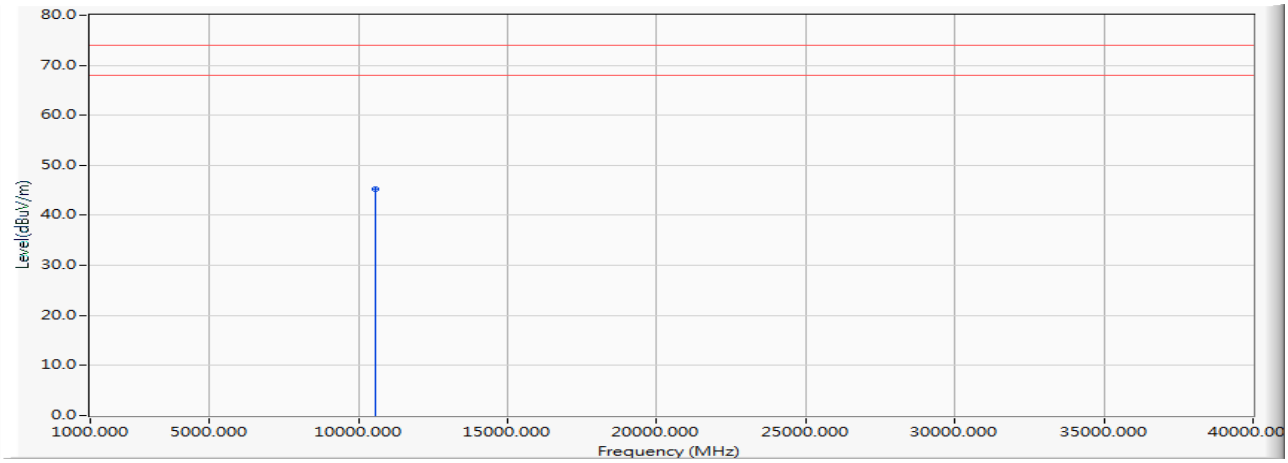

		Frequency (MHz)	Correct Factor (dB)	Reading Level (dBuV)	Measure Level (dBuV/m)	Margin (dB)	Limit (dBuV/m)	Detector Type
1	*	10560.000	0.438	44.740	45.177	-28.823	74.000	PEAK

Note:

1. All Readings below 1GHz are Quasi-Peak, above 1GHz are performed with peak and/or average measurements as necessary.
2. Measurement Level = Reading Level + Correct Factor.
3. Correct Factor = Antenna factor + Cable loss –Amplifier gain.
4. The average measurement was not performed when the peak measured data under the limit of average detection.
5. The emission levels of other frequencies are very lower than the limit and not show in test report.

Product	:	Intel® Wireless-AC 9560
Test Item	:	Harmonic Radiated Emission Data
Test Date	:	2019/01/03
Test Mode	:	Mode 2 SISO B: Transmit (802.11n-20BW_7.2Mbps)(5320MHz)

Horizontal

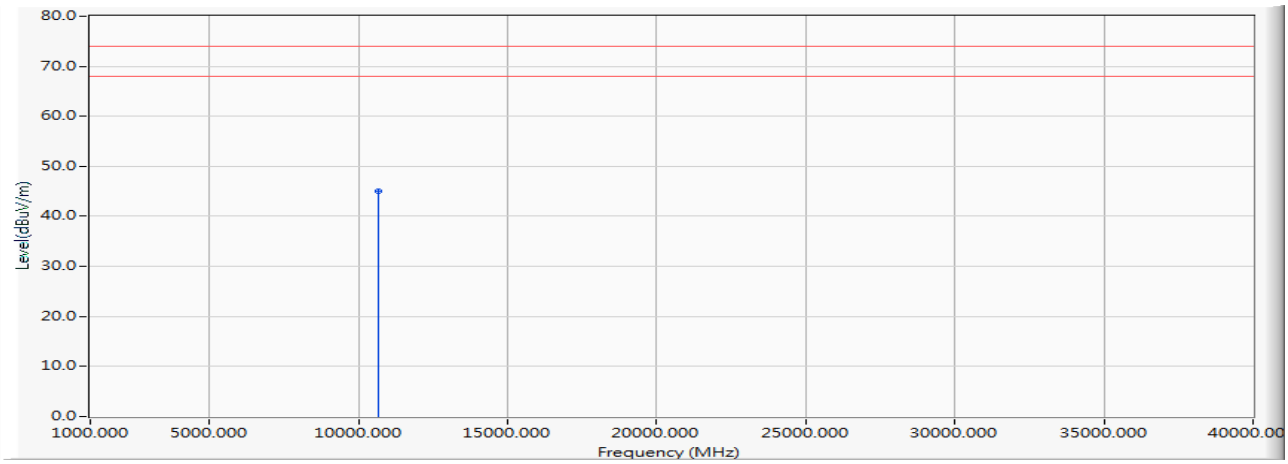

		Frequency (MHz)	Correct Factor (dB)	Reading Level (dBuV)	Measure Level (dBuV/m)	Margin (dB)	Limit (dBuV/m)	Detector Type
1	*	10640.000	0.316	44.620	44.936	-29.064	74.000	PEAK

Note:

1. All Readings below 1GHz are Quasi-Peak, above 1GHz are performed with peak and/or average measurements as necessary.
2. Measurement Level = Reading Level + Correct Factor.
3. Correct Factor = Antenna factor + Cable loss –Amplifier gain.
4. The average measurement was not performed when the peak measured data under the limit of average detection.
5. The emission levels of other frequencies are very lower than the limit and not show in test report.

Product	:	Intel® Wireless-AC 9560
Test Item	:	Harmonic Radiated Emission Data
Test Date	:	2019/01/03
Test Mode	:	Mode 2 SISO B: Transmit (802.11n-20BW_7.2Mbps)(5320MHz)

Vertical

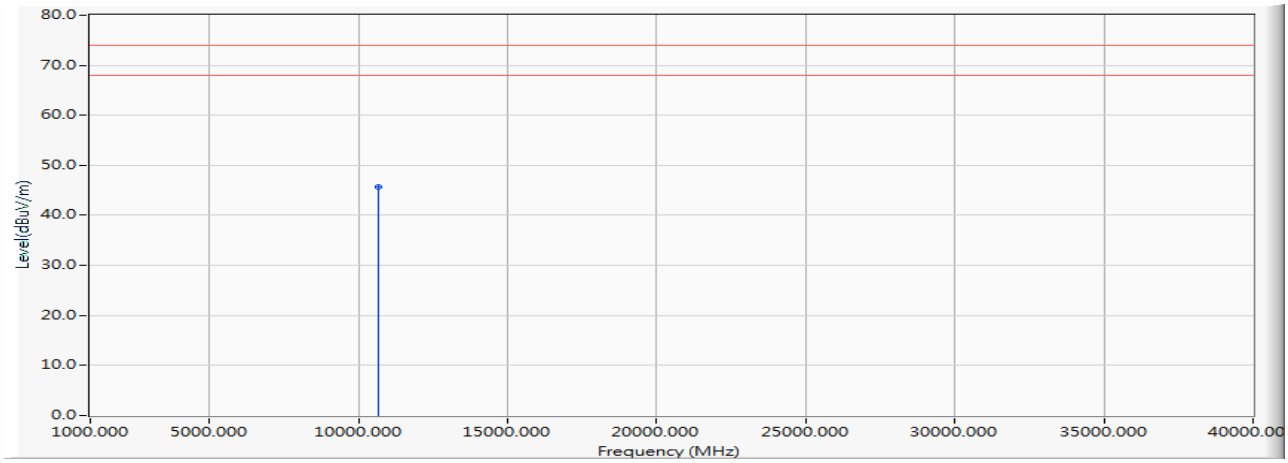

		Frequency (MHz)	Correct Factor (dB)	Reading Level (dBuV)	Measure Level (dBuV/m)	Margin (dB)	Limit (dBuV/m)	Detector Type
1	*	10640.000	0.709	44.920	45.629	-28.371	74.000	PEAK

Note:

1. All Readings below 1GHz are Quasi-Peak, above 1GHz are performed with peak and/or average measurements as necessary.
2. Measurement Level = Reading Level + Correct Factor.
3. Correct Factor = Antenna factor + Cable loss –Amplifier gain.
4. The average measurement was not performed when the peak measured data under the limit of average detection.
5. The emission levels of other frequencies are very lower than the limit and not show in test report.

Product	:	Intel® Wireless-AC 9560
Test Item	:	Harmonic Radiated Emission Data
Test Date	:	2019/01/03
Test Mode	:	Mode 2 SISO B: Transmit (802.11n-20BW_7.2Mbps)(5500MHz)

Horizontal

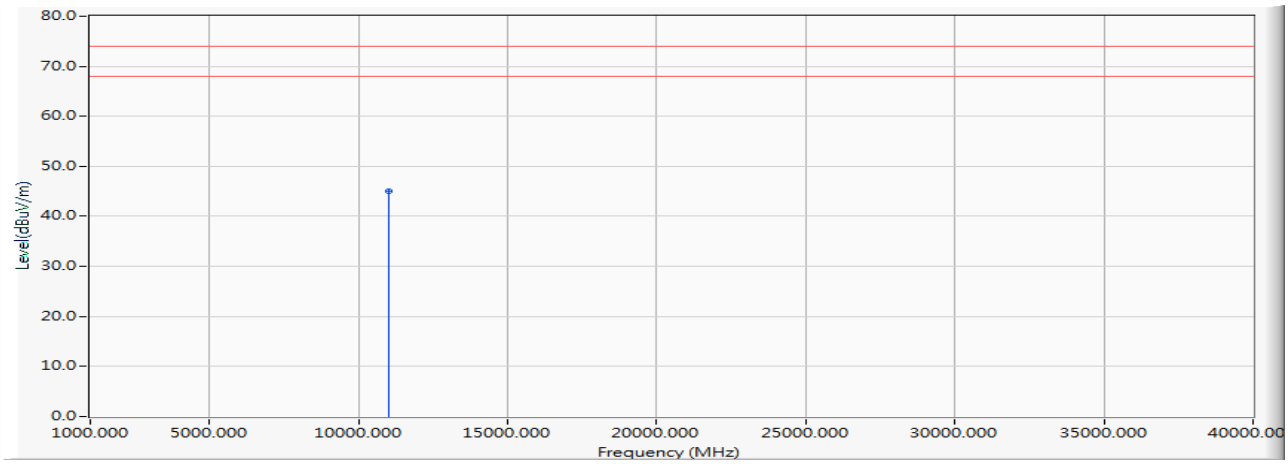

		Frequency (MHz)	Correct Factor (dB)	Reading Level (dBuV)	Measure Level (dBuV/m)	Margin (dB)	Limit (dBuV/m)	Detector Type
1	*	11000.000	1.709	43.390	45.099	-28.901	74.000	PEAK

Note:

1. All Readings below 1GHz are Quasi-Peak, above 1GHz are performed with peak and/or average measurements as necessary.
2. Measurement Level = Reading Level + Correct Factor.
3. Correct Factor = Antenna factor + Cable loss –Amplifier gain.
4. The average measurement was not performed when the peak measured data under the limit of average detection.
5. The emission levels of other frequencies are very lower than the limit and not show in test report.

Product	:	Intel® Wireless-AC 9560
Test Item	:	Harmonic Radiated Emission Data
Test Date	:	2019/01/03
Test Mode	:	Mode 2 SISO B: Transmit (802.11n-20BW_7.2Mbps)(5500MHz)

Vertical

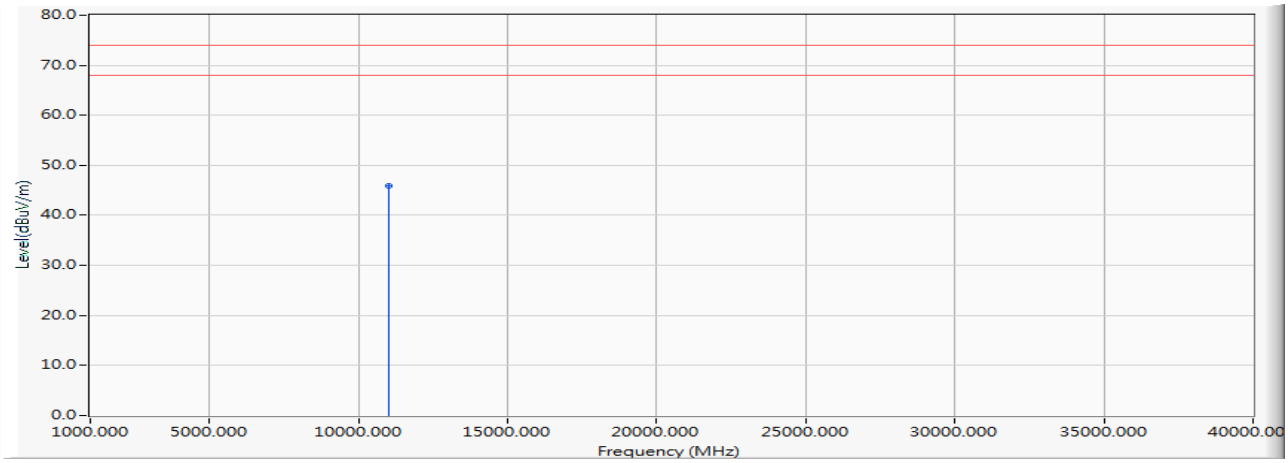

		Frequency (MHz)	Correct Factor (dB)	Reading Level (dBuV)	Measure Level (dBuV/m)	Margin (dB)	Limit (dBuV/m)	Detector Type
1	*	11000.000	2.442	43.510	45.951	-28.049	74.000	PEAK

Note:

1. All Readings below 1GHz are Quasi-Peak, above 1GHz are performed with peak and/or average measurements as necessary.
2. Measurement Level = Reading Level + Correct Factor.
3. Correct Factor = Antenna factor + Cable loss –Amplifier gain.
4. The average measurement was not performed when the peak measured data under the limit of average detection.
5. The emission levels of other frequencies are very lower than the limit and not show in test report.

Product : Intel® Wireless-AC 9560
Test Item : Harmonic Radiated Emission Data
Test Date : 2019/01/03
Test Mode : Mode 2 SISO B: Transmit (802.11n-20BW_7.2Mbps)(5600MHz)

Horizontal

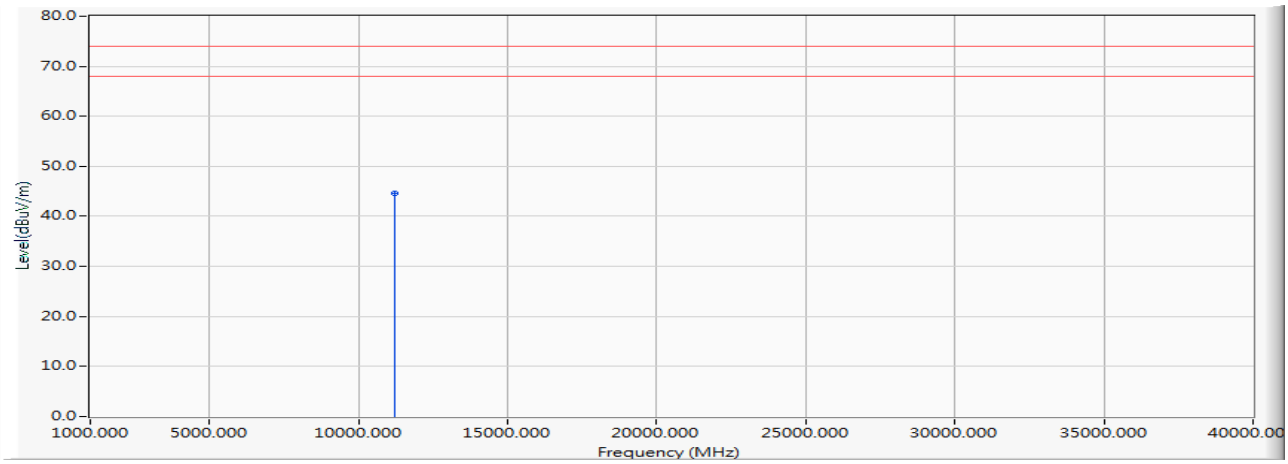

		Frequency (MHz)	Correct Factor (dB)	Reading Level (dBuV)	Measure Level (dBuV/m)	Margin (dB)	Limit (dBuV/m)	Detector Type
1	*	11200.000	2.286	42.260	44.546	-29.454	74.000	PEAK

Note:

1. All Readings below 1GHz are Quasi-Peak, above 1GHz are performed with peak and/or average measurements as necessary.
2. Measurement Level = Reading Level + Correct Factor.
3. Correct Factor = Antenna factor + Cable loss –Amplifier gain.
4. The average measurement was not performed when the peak measured data under the limit of average detection.
5. The emission levels of other frequencies are very lower than the limit and not show in test report.

Product	:	Intel® Wireless-AC 9560
Test Item	:	Harmonic Radiated Emission Data
Test Date	:	2019/01/03
Test Mode	:	Mode 2 SISO B: Transmit (802.11n-20BW_7.2Mbps)(5600MHz)

Vertical

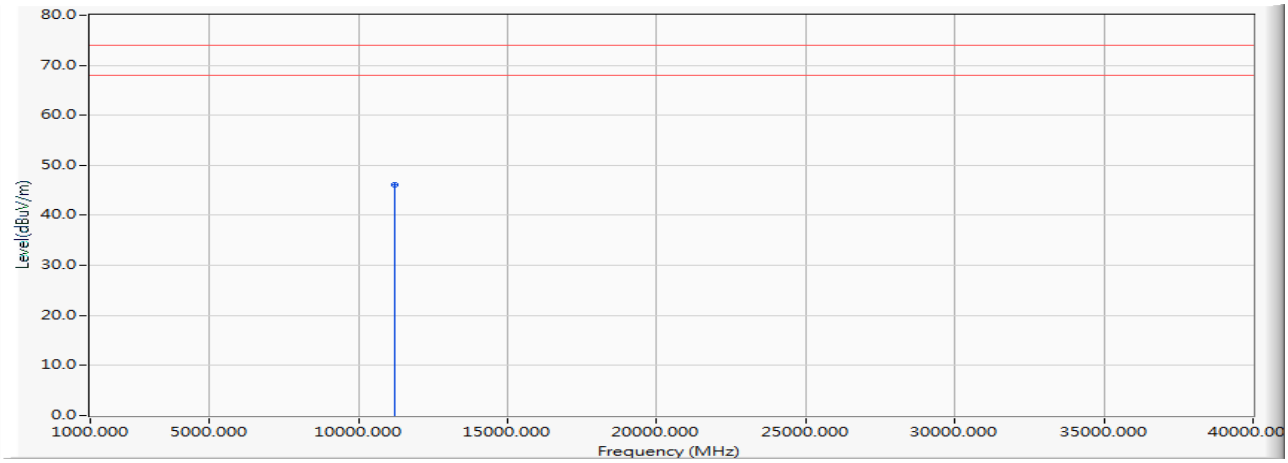

		Frequency (MHz)	Correct Factor (dB)	Reading Level (dBuV)	Measure Level (dBuV/m)	Margin (dB)	Limit (dBuV/m)	Detector Type
1	*	11200.000	3.356	42.690	46.046	-27.954	74.000	PEAK

Note:

1. All Readings below 1GHz are Quasi-Peak, above 1GHz are performed with peak and/or average measurements as necessary.
2. Measurement Level = Reading Level + Correct Factor.
3. Correct Factor = Antenna factor + Cable loss –Amplifier gain.
4. The average measurement was not performed when the peak measured data under the limit of average detection.
5. The emission levels of other frequencies are very lower than the limit and not show in test report.

Product : Intel® Wireless-AC 9560
Test Item : Harmonic Radiated Emission Data
Test Date : 2019/01/03
Test Mode : Mode 2 SISO B: Transmit (802.11n-20BW_7.2Mbps)(5700MHz)

Horizontal

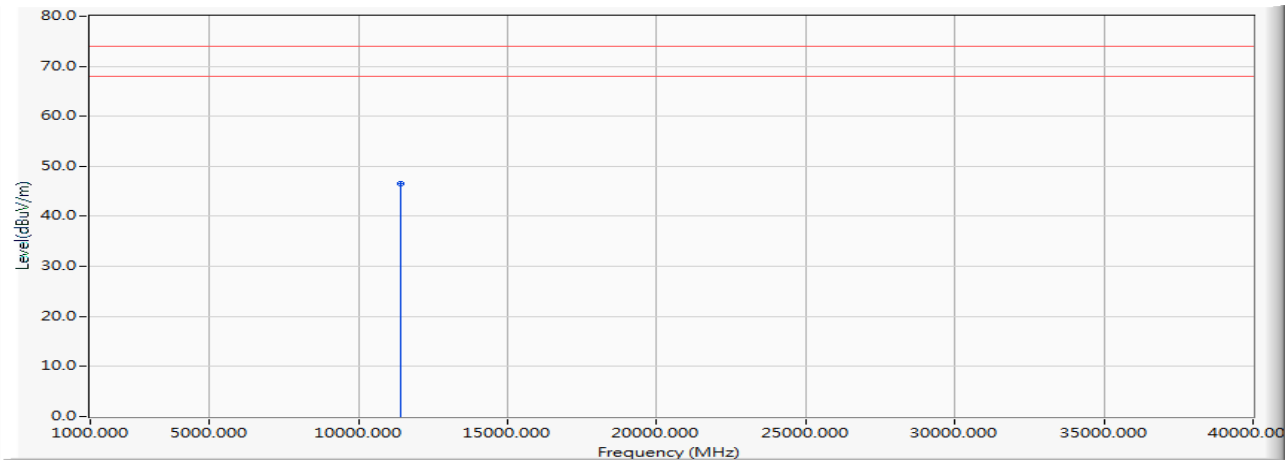

		Frequency (MHz)	Correct Factor (dB)	Reading Level (dBuV)	Measure Level (dBuV/m)	Margin (dB)	Limit (dBuV/m)	Detector Type
1	*	11400.000	2.101	44.420	46.522	-27.478	74.000	PEAK

Note:

1. All Readings below 1GHz are Quasi-Peak, above 1GHz are performed with peak and/or average measurements as necessary.
2. Measurement Level = Reading Level + Correct Factor.
3. Correct Factor = Antenna factor + Cable loss –Amplifier gain.
4. The average measurement was not performed when the peak measured data under the limit of average detection.
5. The emission levels of other frequencies are very lower than the limit and not show in test report.

Product	:	Intel® Wireless-AC 9560
Test Item	:	Harmonic Radiated Emission Data
Test Date	:	2019/01/03
Test Mode	:	Mode 2 SISO B: Transmit (802.11n-20BW_7.2Mbps)(5700MHz)

Vertical

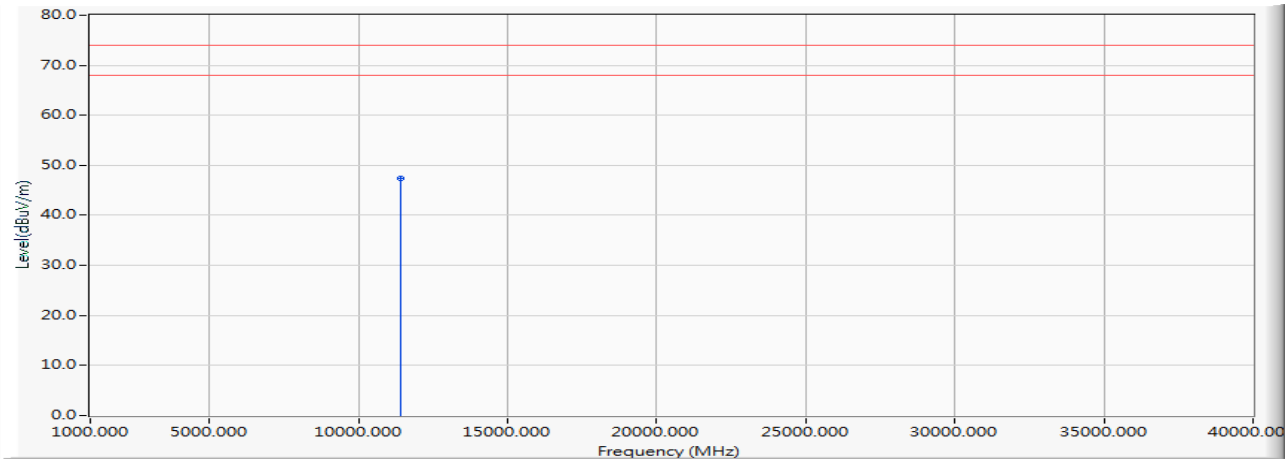

		Frequency (MHz)	Correct Factor (dB)	Reading Level (dBuV)	Measure Level (dBuV/m)	Margin (dB)	Limit (dBuV/m)	Detector Type
1	*	11400.000	2.709	44.590	47.299	-26.701	74.000	PEAK

Note:

1. All Readings below 1GHz are Quasi-Peak, above 1GHz are performed with peak and/or average measurements as necessary.
2. Measurement Level = Reading Level + Correct Factor.
3. Correct Factor = Antenna factor + Cable loss –Amplifier gain.
4. The average measurement was not performed when the peak measured data under the limit of average detection.
5. The emission levels of other frequencies are very lower than the limit and not show in test report.

Product	:	Intel® Wireless-AC 9560
Test Item	:	Harmonic Radiated Emission Data
Test Date	:	2019/01/03
Test Mode	:	Mode 2 SISO B: Transmit (802.11n-20BW_7.2Mbps)(5745MHz)

Horizontal

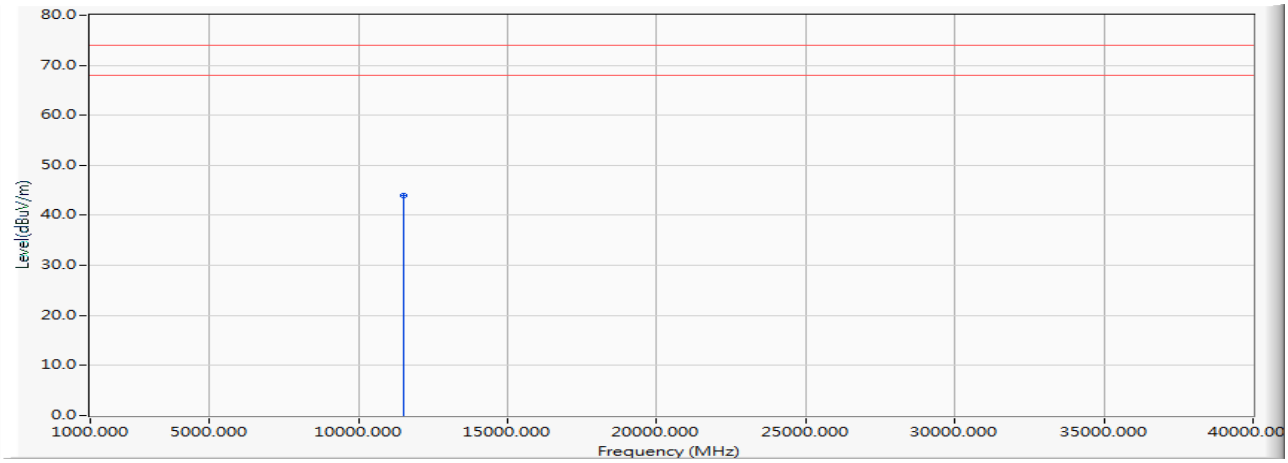

		Frequency (MHz)	Correct Factor (dB)	Reading Level (dBuV)	Measure Level (dBuV/m)	Margin (dB)	Limit (dBuV/m)	Detector Type
1	*	11490.000	2.672	41.220	43.892	-30.108	74.000	PEAK

Note:

1. All Readings below 1GHz are Quasi-Peak, above 1GHz are performed with peak and/or average measurements as necessary.
2. Measurement Level = Reading Level + Correct Factor.
3. Correct Factor = Antenna factor + Cable loss –Amplifier gain.
4. The average measurement was not performed when the peak measured data under the limit of average detection.
5. The emission levels of other frequencies are very lower than the limit and not show in test report.

Product	:	Intel® Wireless-AC 9560
Test Item	:	Harmonic Radiated Emission Data
Test Date	:	2019/01/03
Test Mode	:	Mode 2 SISO B: Transmit (802.11n-20BW_7.2Mbps)(5745MHz)

Vertical

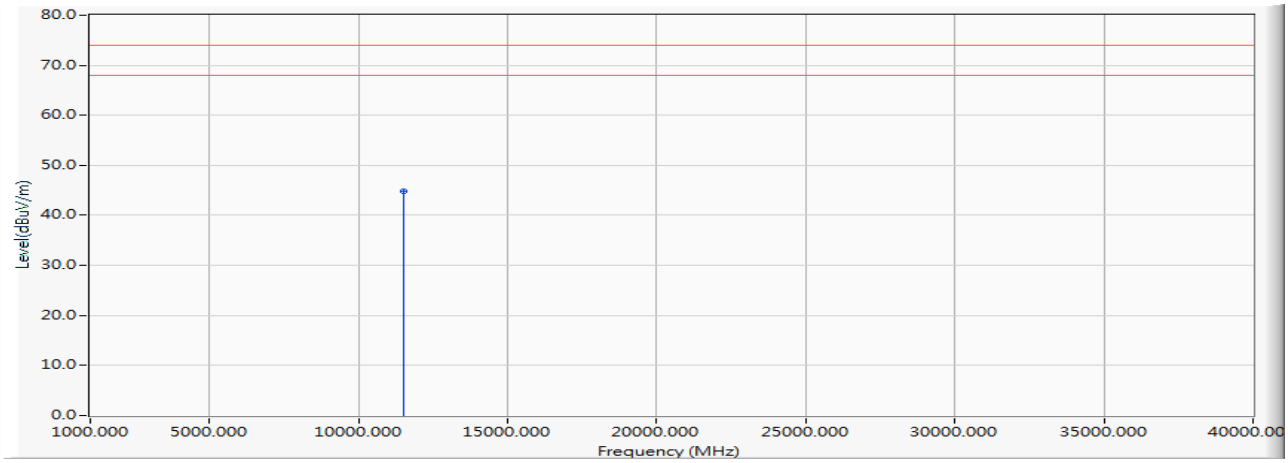

		Frequency (MHz)	Correct Factor (dB)	Reading Level (dBuV)	Measure Level (dBuV/m)	Margin (dB)	Limit (dBuV/m)	Detector Type
1	*	11490.000	3.600	41.280	44.880	-29.120	74.000	PEAK

Note:

1. All Readings below 1GHz are Quasi-Peak, above 1GHz are performed with peak and/or average measurements as necessary.
2. Measurement Level = Reading Level + Correct Factor.
3. Correct Factor = Antenna factor + Cable loss –Amplifier gain.
4. The average measurement was not performed when the peak measured data under the limit of average detection.
5. The emission levels of other frequencies are very lower than the limit and not show in test report.

Product	:	Intel® Wireless-AC 9560
Test Item	:	Harmonic Radiated Emission Data
Test Date	:	2019/01/03
Test Mode	:	Mode 2 SISO B: Transmit (802.11n-20BW_7.2Mbps) (5785MHz)

Horizontal

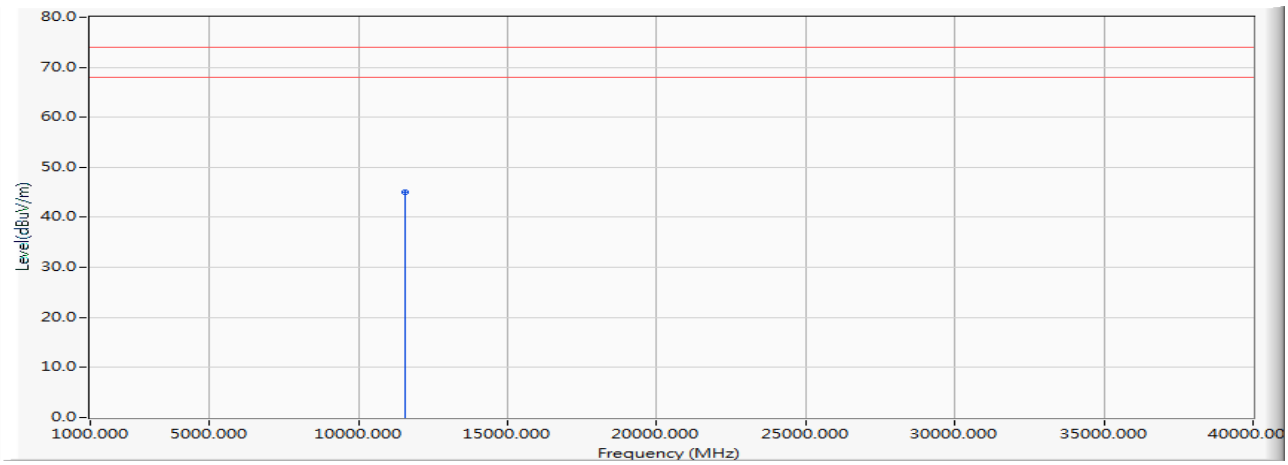

		Frequency (MHz)	Correct Factor (dB)	Reading Level (dBuV)	Measure Level (dBuV/m)	Margin (dB)	Limit (dBuV/m)	Detector Type
1	*	11570.000	2.336	42.760	45.096	-28.904	74.000	PEAK

Note:

1. All Readings below 1GHz are Quasi-Peak, above 1GHz are performed with peak and/or average measurements as necessary.
2. Measurement Level = Reading Level + Correct Factor.
3. Correct Factor = Antenna factor + Cable loss –Amplifier gain.
4. The average measurement was not performed when the peak measured data under the limit of average detection.
5. The emission levels of other frequencies are very lower than the limit and not show in test report.

Product	:	Intel® Wireless-AC 9560
Test Item	:	Harmonic Radiated Emission Data
Test Date	:	2019/01/03
Test Mode	:	Mode 2 SISO B: Transmit (802.11n-20BW_7.2Mbps) (5785MHz)

Vertical

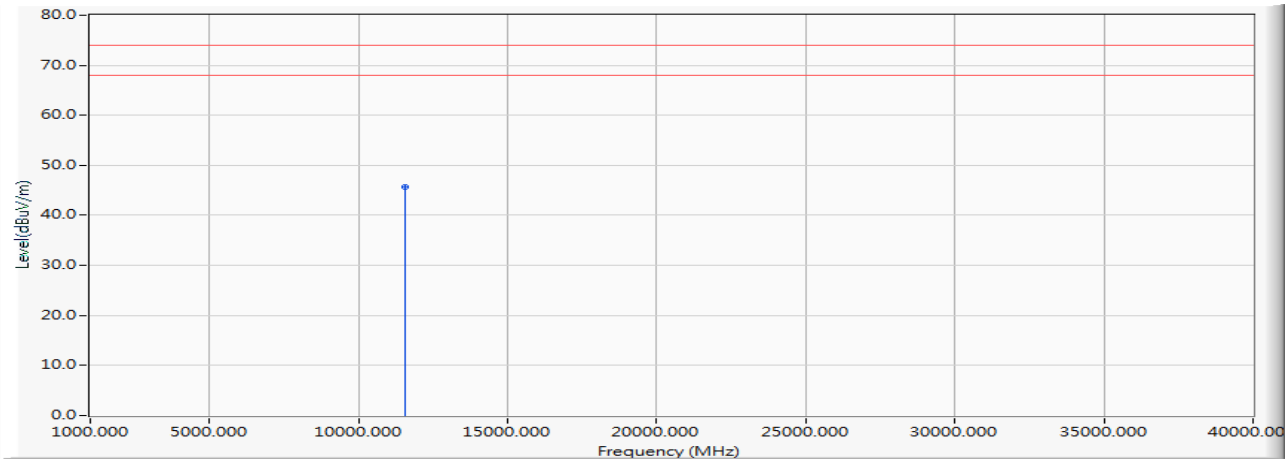

		Frequency (MHz)	Correct Factor (dB)	Reading Level (dBuV)	Measure Level (dBuV/m)	Margin (dB)	Limit (dBuV/m)	Detector Type
1	*	11570.000	3.225	42.480	45.704	-28.296	74.000	PEAK

Note:

1. All Readings below 1GHz are Quasi-Peak, above 1GHz are performed with peak and/or average measurements as necessary.
2. Measurement Level = Reading Level + Correct Factor.
3. Correct Factor = Antenna factor + Cable loss –Amplifier gain.
4. The average measurement was not performed when the peak measured data under the limit of average detection.
5. The emission levels of other frequencies are very lower than the limit and not show in test report.

Product : Intel® Wireless-AC 9560
Test Item : Harmonic Radiated Emission Data
Test Date : 2019/01/03
Test Mode : Mode 2 SISO B: Transmit (802.11n-20BW_7.2Mbps)(5825MHz)

Horizontal

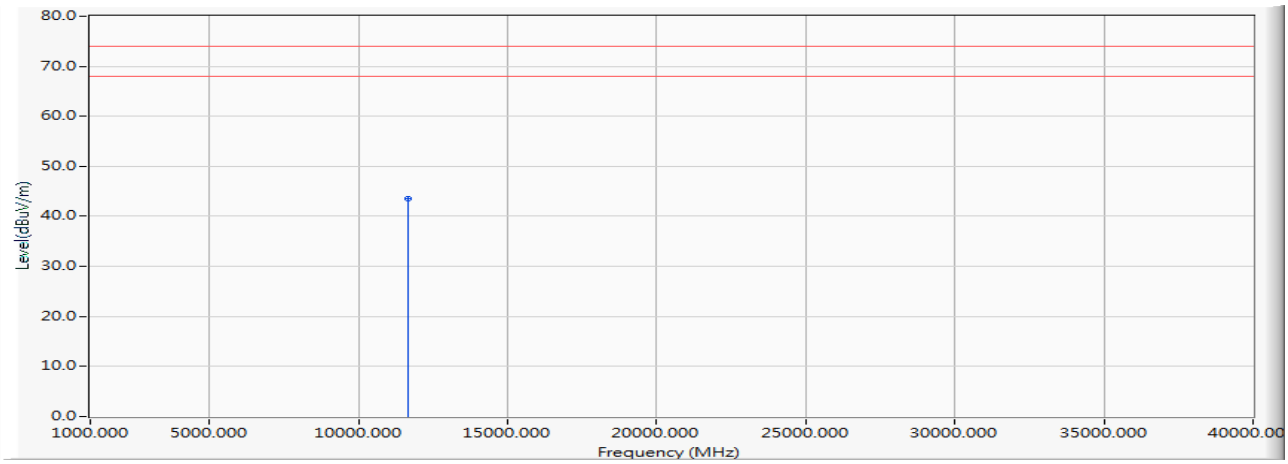

		Frequency (MHz)	Correct Factor (dB)	Reading Level (dBuV)	Measure Level (dBuV/m)	Margin (dB)	Limit (dBuV/m)	Detector Type
1	*	11650.000	1.608	41.940	43.549	-30.451	74.000	PEAK

Note:

1. All Readings below 1GHz are Quasi-Peak, above 1GHz are performed with peak and/or average measurements as necessary.
2. Measurement Level = Reading Level + Correct Factor.
3. Correct Factor = Antenna factor + Cable loss –Amplifier gain.
4. The average measurement was not performed when the peak measured data under the limit of average detection.
5. The emission levels of other frequencies are very lower than the limit and not show in test report.

Product	:	Intel® Wireless-AC 9560
Test Item	:	Harmonic Radiated Emission Data
Test Date	:	2019/01/03
Test Mode	:	Mode 2 SISO B: Transmit (802.11n-20BW_7.2Mbps)(5825MHz)

Vertical

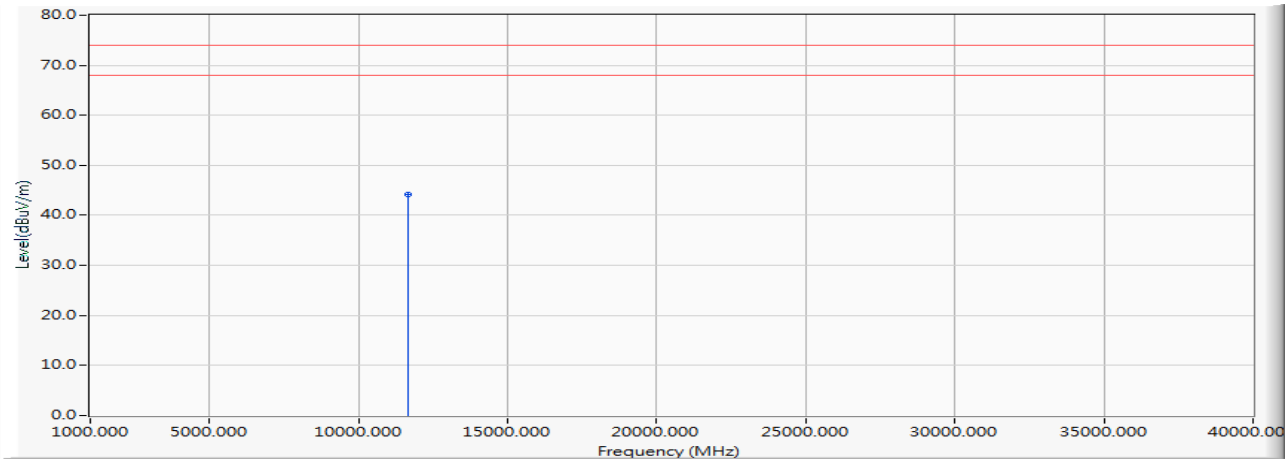

		Frequency (MHz)	Correct Factor (dB)	Reading Level (dBuV)	Measure Level (dBuV/m)	Margin (dB)	Limit (dBuV/m)	Detector Type
1	*	11650.000	2.724	41.540	44.265	-29.735	74.000	PEAK

Note:

1. All Readings below 1GHz are Quasi-Peak, above 1GHz are performed with peak and/or average measurements as necessary.
2. Measurement Level = Reading Level + Correct Factor.
3. Correct Factor = Antenna factor + Cable loss –Amplifier gain.
4. The average measurement was not performed when the peak measured data under the limit of average detection.
5. The emission levels of other frequencies are very lower than the limit and not show in test report.

Product : Intel® Wireless-AC 9560
Test Item : Harmonic Radiated Emission Data
Test Date : 2019/01/03
Test Mode : Mode 2 SISO B: Transmit (802.11n-40BW_15Mbps)(5190MHz)

Horizontal

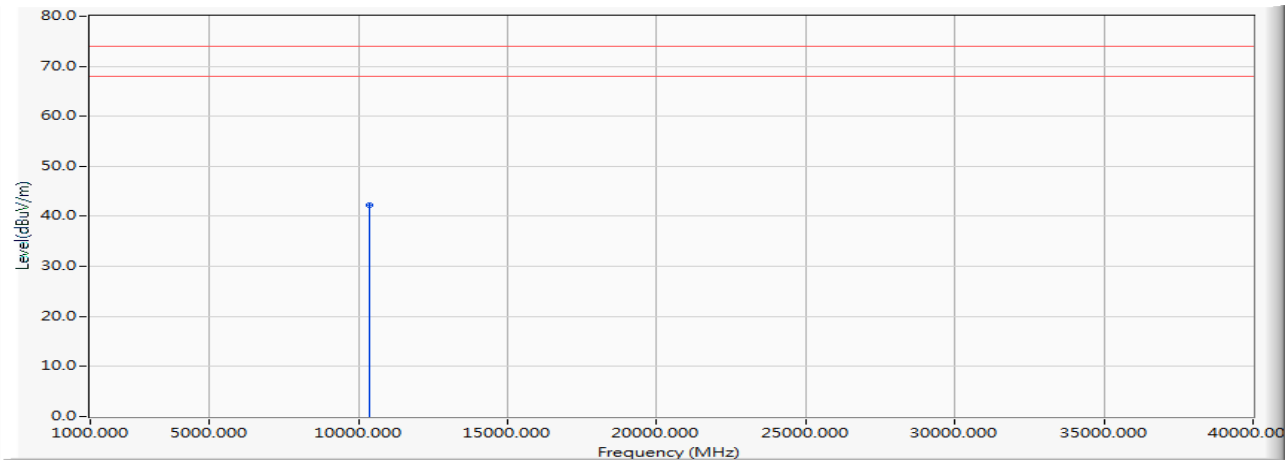

		Frequency (MHz)	Correct Factor (dB)	Reading Level (dBuV)	Measure Level (dBuV/m)	Margin (dB)	Limit (dBuV/m)	Detector Type
1	*	10380.000	-2.167	44.340	42.173	-31.827	74.000	PEAK

Note:

1. All Readings below 1GHz are Quasi-Peak, above 1GHz are performed with peak and/or average measurements as necessary.
2. Measurement Level = Reading Level + Correct Factor.
3. Correct Factor = Antenna factor + Cable loss –Amplifier gain.
4. The average measurement was not performed when the peak measured data under the limit of average detection.
5. The emission levels of other frequencies are very lower than the limit and not show in test report.

Product	:	Intel® Wireless-AC 9560
Test Item	:	Harmonic Radiated Emission Data
Test Date	:	2019/01/03
Test Mode	:	Mode 2 SISO B: Transmit (802.11n-40BW_15Mbps)(5190MHz)

Vertical

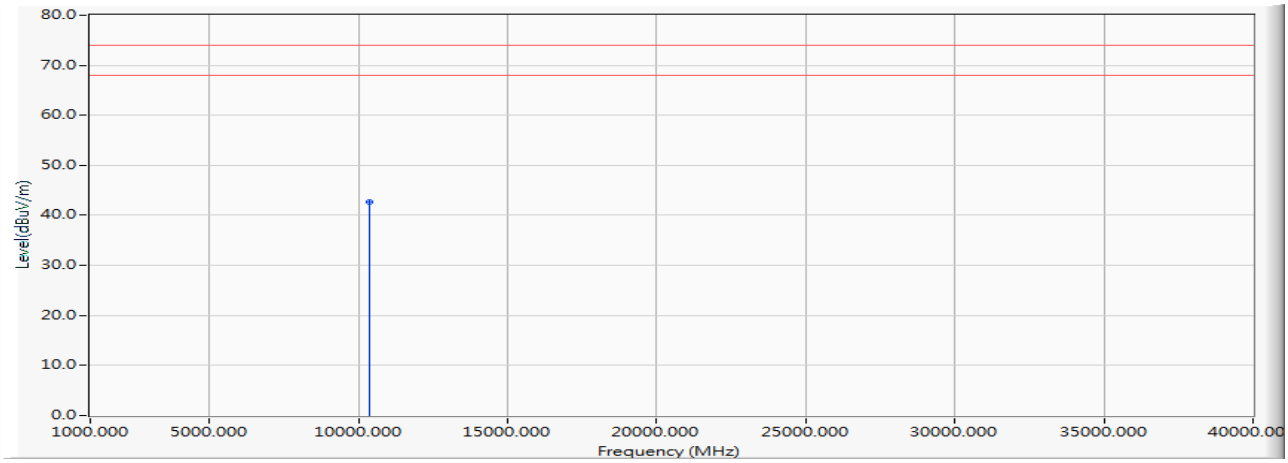

		Frequency (MHz)	Correct Factor (dB)	Reading Level (dBuV)	Measure Level (dBuV/m)	Margin (dB)	Limit (dBuV/m)	Detector Type
1	*	10380.000	-1.310	44.030	42.720	-31.280	74.000	PEAK

Note:

1. All Readings below 1GHz are Quasi-Peak, above 1GHz are performed with peak and/or average measurements as necessary.
2. Measurement Level = Reading Level + Correct Factor.
3. Correct Factor = Antenna factor + Cable loss –Amplifier gain.
4. The average measurement was not performed when the peak measured data under the limit of average detection.
5. The emission levels of other frequencies are very lower than the limit and not show in test report.

Product : Intel® Wireless-AC 9560
Test Item : Harmonic Radiated Emission Data
Test Date : 2019/01/03
Test Mode : Mode 2 SISO B: Transmit (802.11n-40BW_15Mbps)(5230MHz)

Horizontal

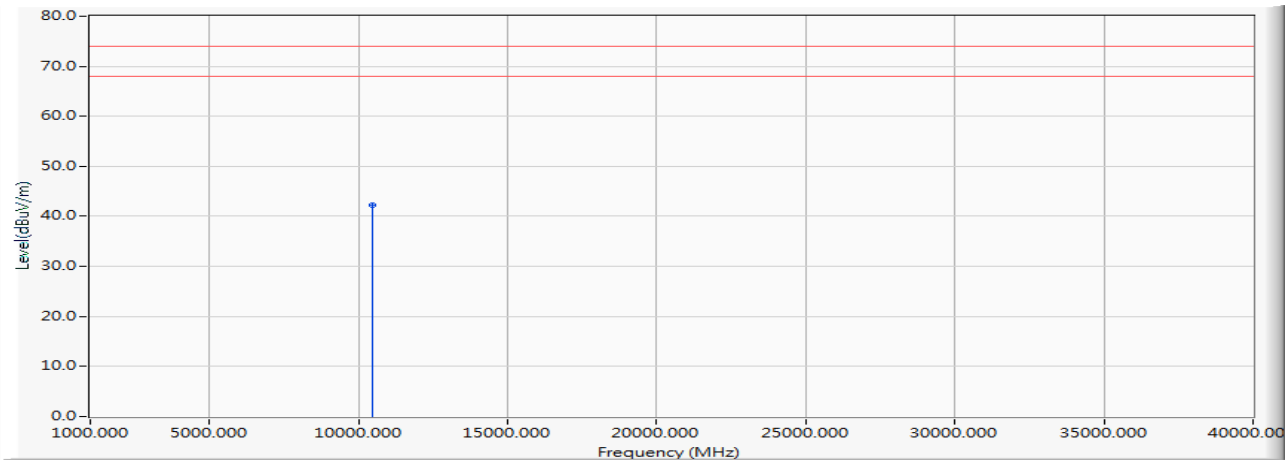

		Frequency (MHz)	Correct Factor (dB)	Reading Level (dBuV)	Measure Level (dBuV/m)	Margin (dB)	Limit (dBuV/m)	Detector Type
1	*	10460.000	-1.343	43.620	42.276	-31.724	74.000	PEAK

Note:

1. All Readings below 1GHz are Quasi-Peak, above 1GHz are performed with peak and/or average measurements as necessary.
2. Measurement Level = Reading Level + Correct Factor.
3. Correct Factor = Antenna factor + Cable loss –Amplifier gain.
4. The average measurement was not performed when the peak measured data under the limit of average detection.
5. The emission levels of other frequencies are very lower than the limit and not show in test report.

Product	:	Intel® Wireless-AC 9560
Test Item	:	Harmonic Radiated Emission Data
Test Date	:	2019/01/03
Test Mode	:	Mode 2 SISO B: Transmit (802.11n-40BW_15Mbps)(5230MHz)

Vertical

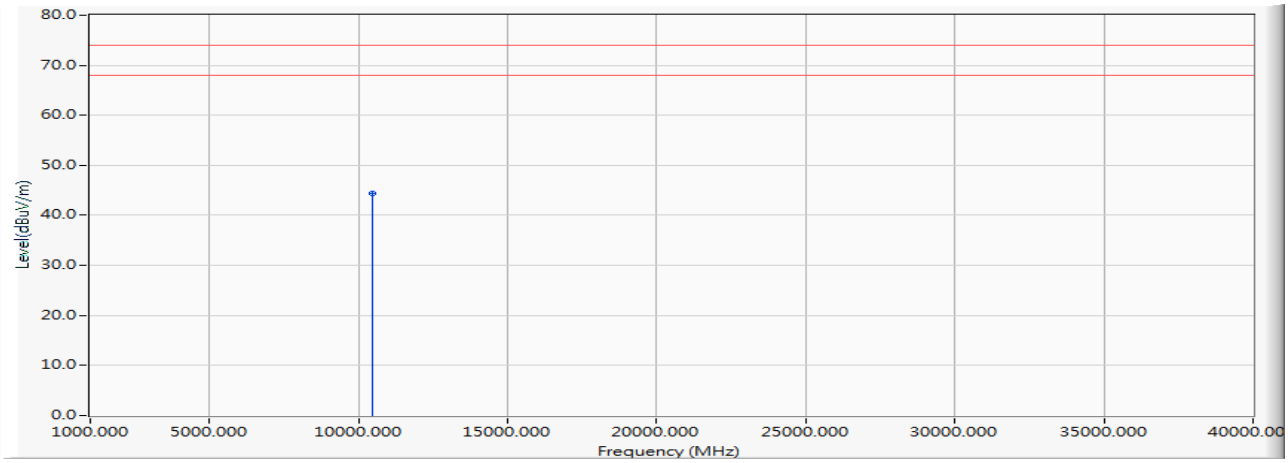

		Frequency (MHz)	Correct Factor (dB)	Reading Level (dBuV)	Measure Level (dBuV/m)	Margin (dB)	Limit (dBuV/m)	Detector Type
1	*	10460.000	-0.418	44.910	44.491	-29.509	74.000	PEAK

Note:

1. All Readings below 1GHz are Quasi-Peak, above 1GHz are performed with peak and/or average measurements as necessary.
2. Measurement Level = Reading Level + Correct Factor.
3. Correct Factor = Antenna factor + Cable loss –Amplifier gain.
4. The average measurement was not performed when the peak measured data under the limit of average detection.
5. The emission levels of other frequencies are very lower than the limit and not show in test report.

Product : Intel® Wireless-AC 9560
Test Item : Harmonic Radiated Emission Data
Test Date : 2019/01/03
Test Mode : Mode 2 SISO B: Transmit (802.11n-40BW_15Mbps)(5270MHz)

Horizontal

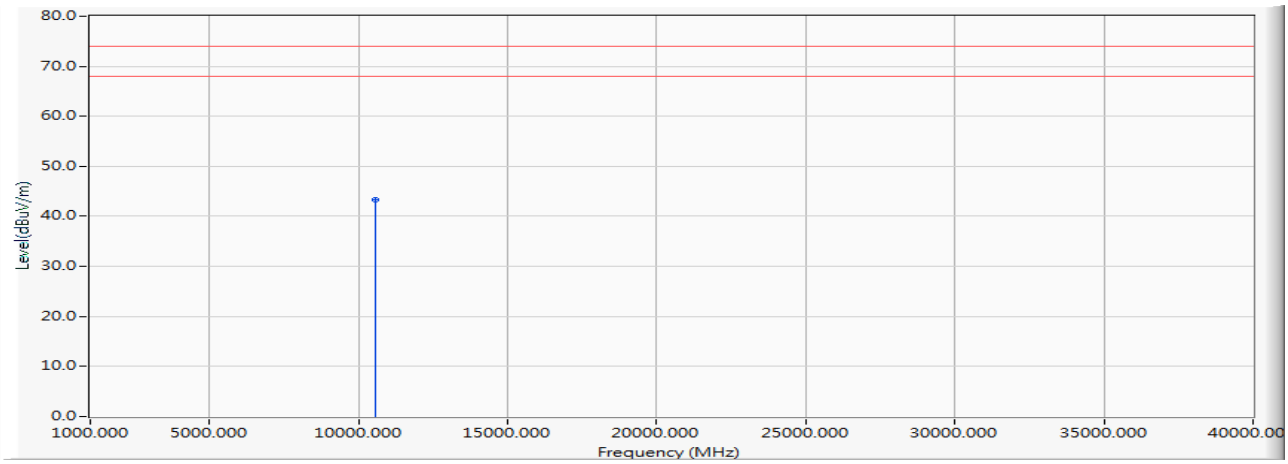

		Frequency (MHz)	Correct Factor (dB)	Reading Level (dBuV)	Measure Level (dBuV/m)	Margin (dB)	Limit (dBuV/m)	Detector Type
1	*	10540.000	-0.344	43.650	43.306	-30.694	74.000	PEAK

Note:

1. All Readings below 1GHz are Quasi-Peak, above 1GHz are performed with peak and/or average measurements as necessary.
2. Measurement Level = Reading Level + Correct Factor.
3. Correct Factor = Antenna factor + Cable loss –Amplifier gain.
4. The average measurement was not performed when the peak measured data under the limit of average detection.
5. The emission levels of other frequencies are very lower than the limit and not show in test report.

Product	:	Intel® Wireless-AC 9560
Test Item	:	Harmonic Radiated Emission Data
Test Date	:	2019/01/03
Test Mode	:	Mode 2 SISO B: Transmit (802.11n-40BW_15Mbps)(5270MHz)

Vertical

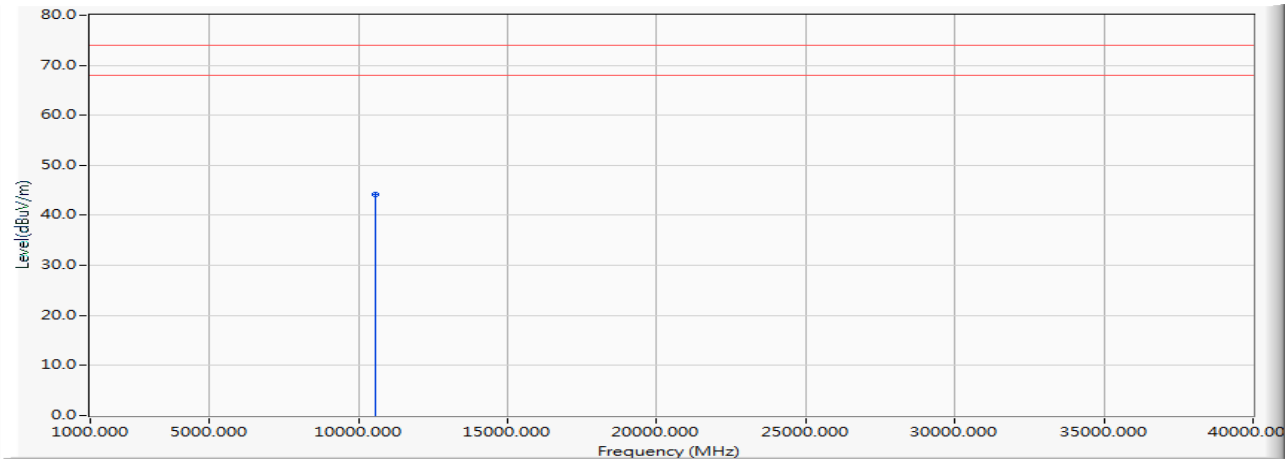

		Frequency (MHz)	Correct Factor (dB)	Reading Level (dBuV)	Measure Level (dBuV/m)	Margin (dB)	Limit (dBuV/m)	Detector Type
1	*	10540.000	0.334	43.840	44.174	-29.826	74.000	PEAK

Note:

1. All Readings below 1GHz are Quasi-Peak, above 1GHz are performed with peak and/or average measurements as necessary.
2. Measurement Level = Reading Level + Correct Factor.
3. Correct Factor = Antenna factor + Cable loss –Amplifier gain.
4. The average measurement was not performed when the peak measured data under the limit of average detection.
5. The emission levels of other frequencies are very lower than the limit and not show in test report.

Product	:	Intel® Wireless-AC 9560
Test Item	:	Harmonic Radiated Emission Data
Test Date	:	2019/01/03
Test Mode	:	Mode 2 SISO B: Transmit (802.11n-40BW_15Mbps)(5310MHz)

Horizontal

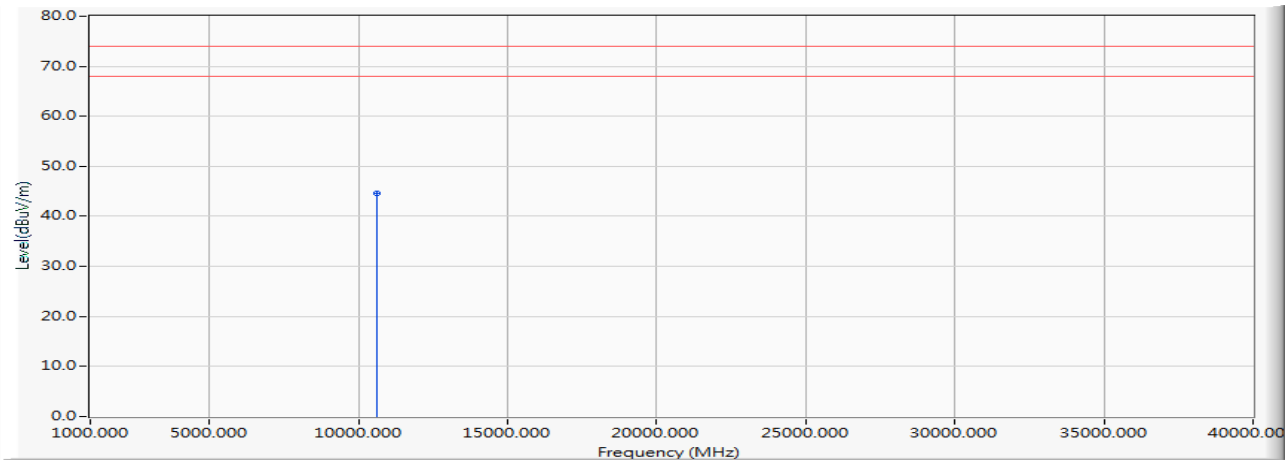

		Frequency (MHz)	Correct Factor (dB)	Reading Level (dBuV)	Measure Level (dBuV/m)	Margin (dB)	Limit (dBuV/m)	Detector Type
1	*	10620.000	0.331	44.310	44.641	-29.359	74.000	PEAK

Note:

1. All Readings below 1GHz are Quasi-Peak, above 1GHz are performed with peak and/or average measurements as necessary.
2. Measurement Level = Reading Level + Correct Factor.
3. Correct Factor = Antenna factor + Cable loss –Amplifier gain.
4. The average measurement was not performed when the peak measured data under the limit of average detection.
5. The emission levels of other frequencies are very lower than the limit and not show in test report.

Product	:	Intel® Wireless-AC 9560
Test Item	:	Harmonic Radiated Emission Data
Test Date	:	2019/01/03
Test Mode	:	Mode 2 SISO B: Transmit (802.11n-40BW_15Mbps)(5310MHz)

Vertical

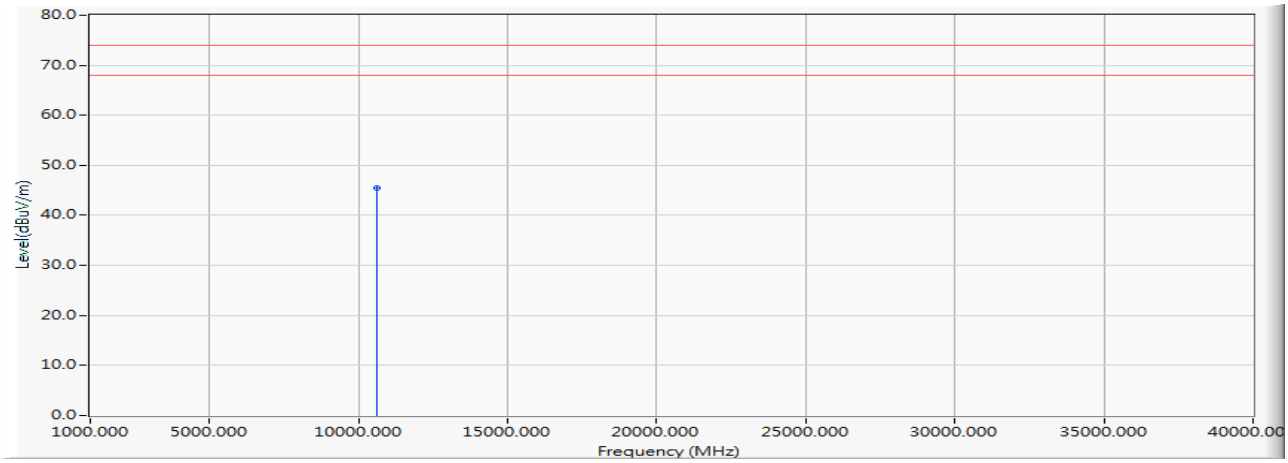

		Frequency (MHz)	Correct Factor (dB)	Reading Level (dBuV)	Measure Level (dBuV/m)	Margin (dB)	Limit (dBuV/m)	Detector Type
1	*	10620.000	0.678	44.780	45.458	-28.542	74.000	PEAK

Note:

1. All Readings below 1GHz are Quasi-Peak, above 1GHz are performed with peak and/or average measurements as necessary.
2. Measurement Level = Reading Level + Correct Factor.
3. Correct Factor = Antenna factor + Cable loss –Amplifier gain.
4. The average measurement was not performed when the peak measured data under the limit of average detection.
5. The emission levels of other frequencies are very lower than the limit and not show in test report.

Product	:	Intel® Wireless-AC 9560
Test Item	:	Harmonic Radiated Emission Data
Test Date	:	2019/01/03
Test Mode	:	Mode 2 SISO B: Transmit (802.11n-40BW_15Mbps)(5510MHz)

Horizontal

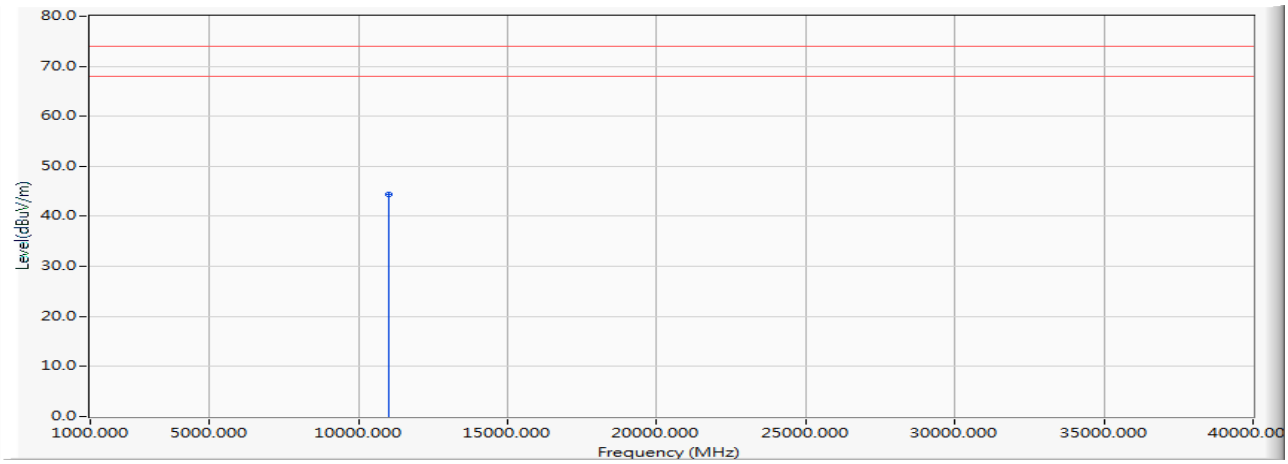

		Frequency (MHz)	Correct Factor (dB)	Reading Level (dBuV)	Measure Level (dBuV/m)	Margin (dB)	Limit (dBuV/m)	Detector Type
1	*	11020.000	1.816	42.550	44.365	-29.635	74.000	PEAK

Note:

1. All Readings below 1GHz are Quasi-Peak, above 1GHz are performed with peak and/or average measurements as necessary.
2. Measurement Level = Reading Level + Correct Factor.
3. Correct Factor = Antenna factor + Cable loss –Amplifier gain.
4. The average measurement was not performed when the peak measured data under the limit of average detection.
5. The emission levels of other frequencies are very lower than the limit and not show in test report.

Product	:	Intel® Wireless-AC 9560
Test Item	:	Harmonic Radiated Emission Data
Test Date	:	2019/01/03
Test Mode	:	Mode 2 SISO B: Transmit (802.11n-40BW_15Mbps)(5510MHz)

Vertical

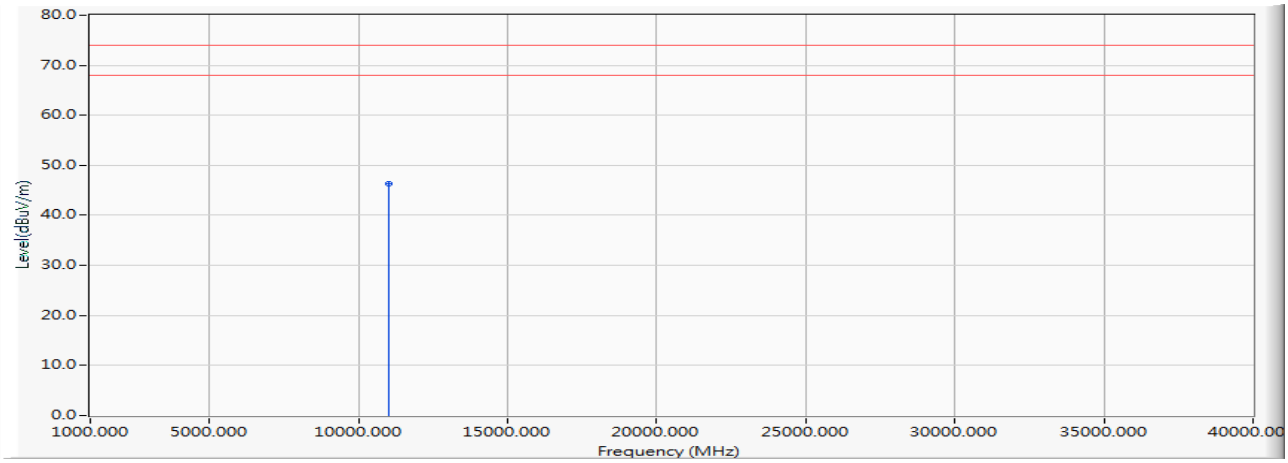

		Frequency (MHz)	Correct Factor (dB)	Reading Level (dBuV)	Measure Level (dBuV/m)	Margin (dB)	Limit (dBuV/m)	Detector Type
1	*	11020.000	2.566	43.660	46.226	-27.774	74.000	PEAK

Note:

1. All Readings below 1GHz are Quasi-Peak, above 1GHz are performed with peak and/or average measurements as necessary.
2. Measurement Level = Reading Level + Correct Factor.
3. Correct Factor = Antenna factor + Cable loss –Amplifier gain.
4. The average measurement was not performed when the peak measured data under the limit of average detection.
5. The emission levels of other frequencies are very lower than the limit and not show in test report.

Product	:	Intel® Wireless-AC 9560
Test Item	:	Harmonic Radiated Emission Data
Test Date	:	2019/01/03
Test Mode	:	Mode 2 SISO B: Transmit (802.11n-40BW_15Mbps)(5590MHz)

Horizontal

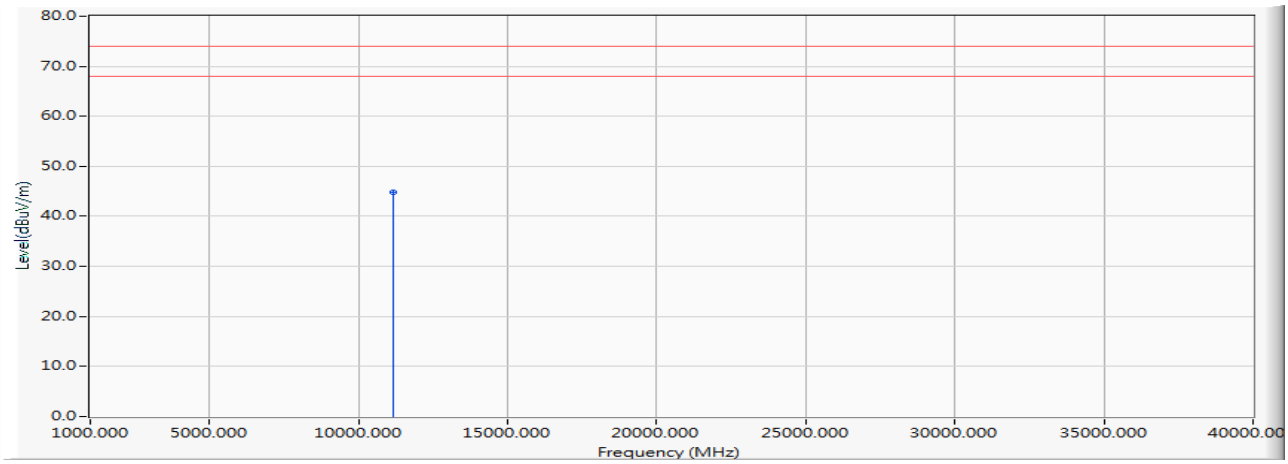

		Frequency (MHz)	Correct Factor (dB)	Reading Level (dBuV)	Measure Level (dBuV/m)	Margin (dB)	Limit (dBuV/m)	Detector Type
1	*	11180.000	2.255	42.480	44.734	-29.266	74.000	PEAK

Note:

1. All Readings below 1GHz are Quasi-Peak, above 1GHz are performed with peak and/or average measurements as necessary.
2. Measurement Level = Reading Level + Correct Factor.
3. Correct Factor = Antenna factor + Cable loss –Amplifier gain.
4. The average measurement was not performed when the peak measured data under the limit of average detection.
5. The emission levels of other frequencies are very lower than the limit and not show in test report.

Product	:	Intel® Wireless-AC 9560
Test Item	:	Harmonic Radiated Emission Data
Test Date	:	2019/01/03
Test Mode	:	Mode 2 SISO B: Transmit (802.11n-40BW_15Mbps)(5590MHz)

Vertical

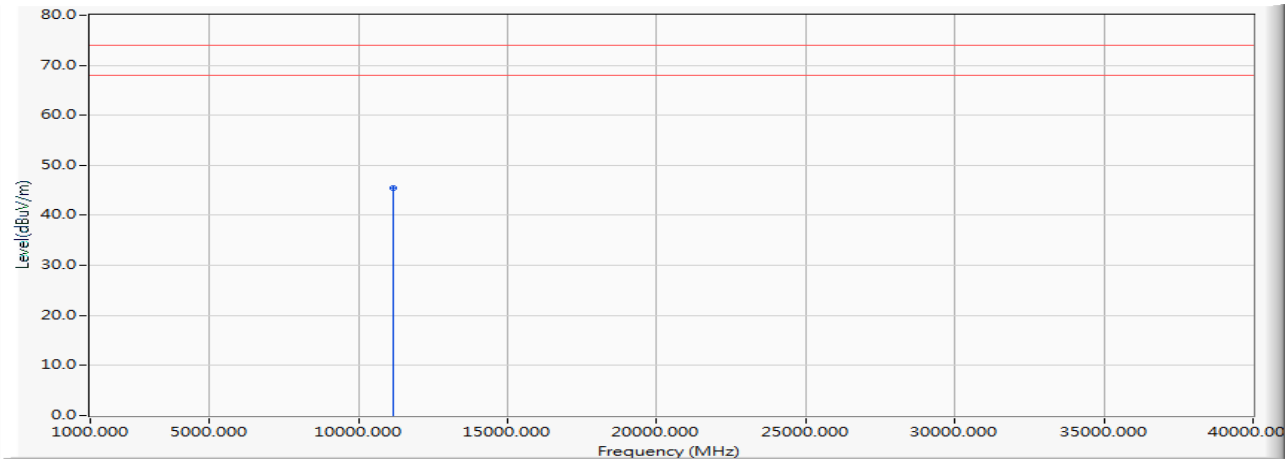

		Frequency (MHz)	Correct Factor (dB)	Reading Level (dBuV)	Measure Level (dBuV/m)	Margin (dB)	Limit (dBuV/m)	Detector Type
1	*	11180.000	3.279	42.290	45.569	-28.431	74.000	PEAK

Note:

1. All Readings below 1GHz are Quasi-Peak, above 1GHz are performed with peak and/or average measurements as necessary.
2. Measurement Level = Reading Level + Correct Factor.
3. Correct Factor = Antenna factor + Cable loss –Amplifier gain.
4. The average measurement was not performed when the peak measured data under the limit of average detection.
5. The emission levels of other frequencies are very lower than the limit and not show in test report.

Product : Intel® Wireless-AC 9560
Test Item : Harmonic Radiated Emission Data
Test Date : 2019/01/03
Test Mode : Mode 2 SISO B: Transmit (802.11n-40BW_15Mbps)(5670MHz)

Horizontal

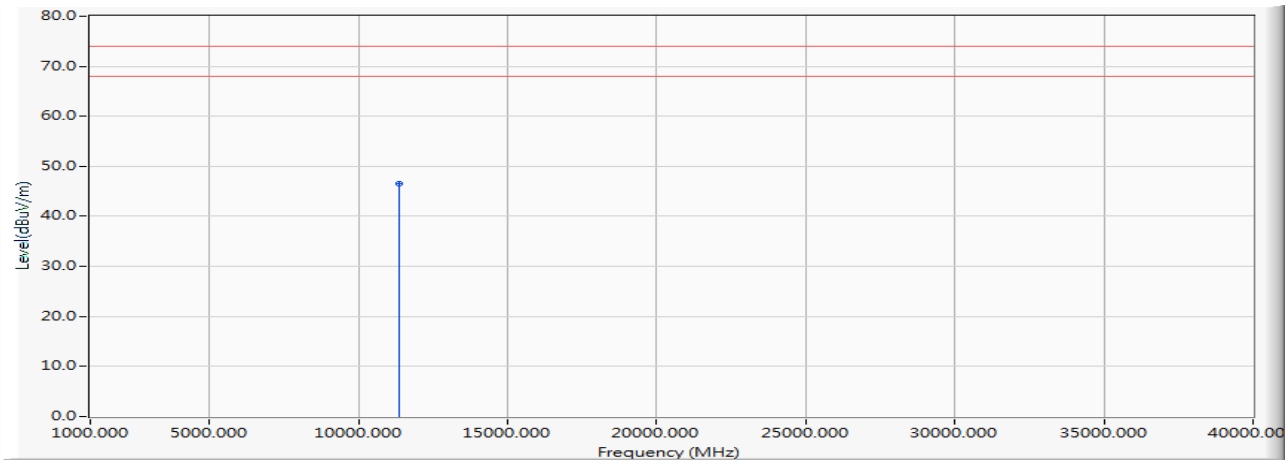

		Frequency (MHz)	Correct Factor (dB)	Reading Level (dBuV)	Measure Level (dBuV/m)	Margin (dB)	Limit (dBuV/m)	Detector Type
1	*	11340.000	1.996	44.570	46.565	-27.435	74.000	PEAK

Note:

1. All Readings below 1GHz are Quasi-Peak, above 1GHz are performed with peak and/or average measurements as necessary.
2. Measurement Level = Reading Level + Correct Factor.
3. Correct Factor = Antenna factor + Cable loss –Amplifier gain.
4. The average measurement was not performed when the peak measured data under the limit of average detection.
5. The emission levels of other frequencies are very lower than the limit and not show in test report.

Product	:	Intel® Wireless-AC 9560
Test Item	:	Harmonic Radiated Emission Data
Test Date	:	2019/01/03
Test Mode	:	Mode 2 SISO B: Transmit (802.11n-40BW_15Mbps)(5670MHz)

Vertical

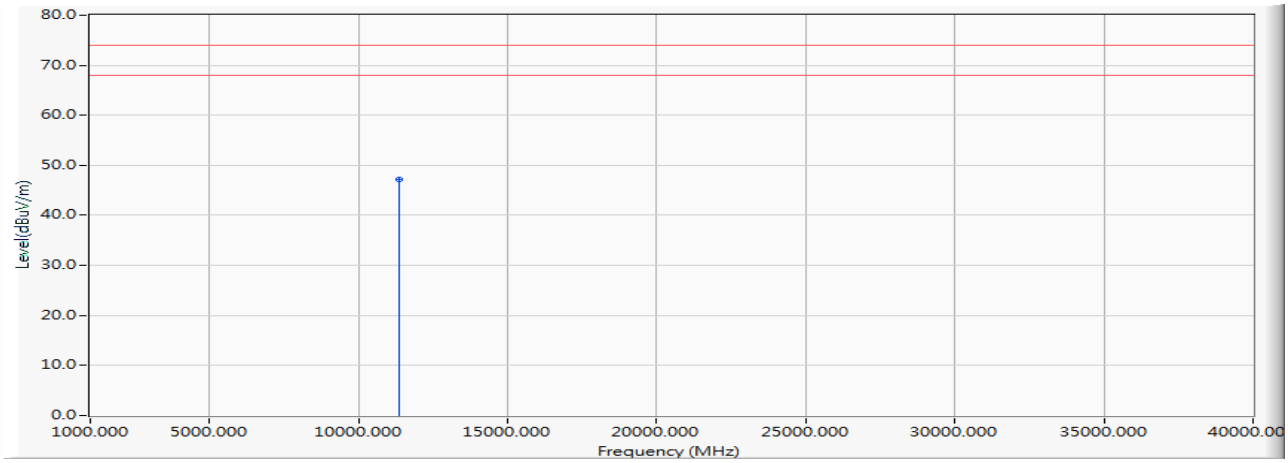

		Frequency (MHz)	Correct Factor (dB)	Reading Level (dBuV)	Measure Level (dBuV/m)	Margin (dB)	Limit (dBuV/m)	Detector Type
1	*	11340.000	2.755	44.520	47.275	-26.725	74.000	PEAK

Note:

1. All Readings below 1GHz are Quasi-Peak, above 1GHz are performed with peak and/or average measurements as necessary.
2. Measurement Level = Reading Level + Correct Factor.
3. Correct Factor = Antenna factor + Cable loss –Amplifier gain.
4. The average measurement was not performed when the peak measured data under the limit of average detection.
5. The emission levels of other frequencies are very lower than the limit and not show in test report.

Product : Intel® Wireless-AC 9560
Test Item : Harmonic Radiated Emission Data
Test Date : 2019/01/03
Test Mode : Mode 2 SISO B: Transmit (802.11n-40BW_15Mbps)(5755MHz)

Horizontal

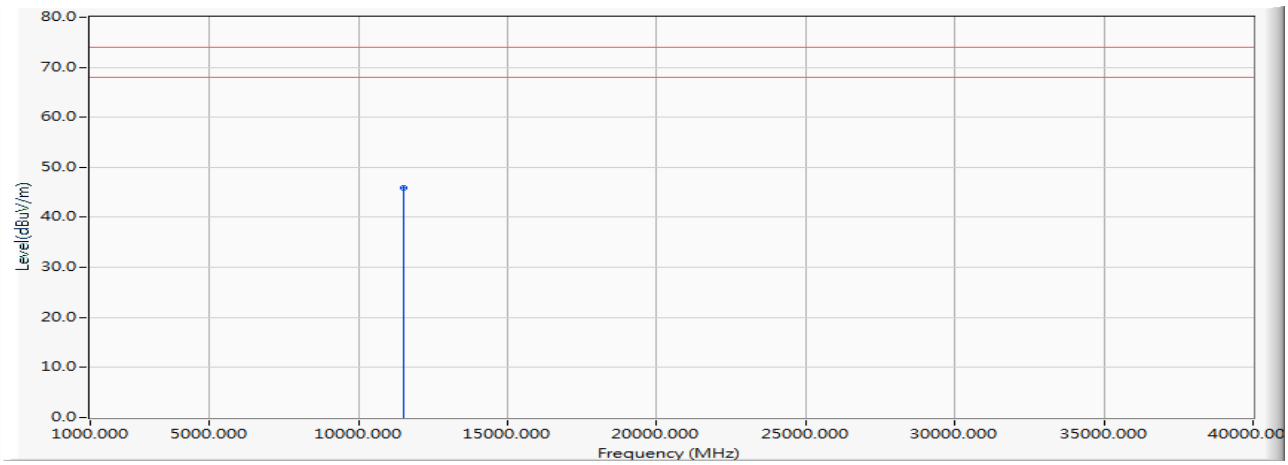

		Frequency (MHz)	Correct Factor (dB)	Reading Level (dBuV)	Measure Level (dBuV/m)	Margin (dB)	Limit (dBuV/m)	Detector Type
1	*	11510.000	2.683	43.300	45.983	-28.017	74.000	PEAK

Note:

1. All Readings below 1GHz are Quasi-Peak, above 1GHz are performed with peak and/or average measurements as necessary.
2. Measurement Level = Reading Level + Correct Factor.
3. Correct Factor = Antenna factor + Cable loss –Amplifier gain.
4. The average measurement was not performed when the peak measured data under the limit of average detection.
5. The emission levels of other frequencies are very lower than the limit and not show in test report.

Product	:	Intel® Wireless-AC 9560
Test Item	:	Harmonic Radiated Emission Data
Test Date	:	2019/01/03
Test Mode	:	Mode 2 SISO B: Transmit (802.11n-40BW_15Mbps)(5755MHz)

Vertical

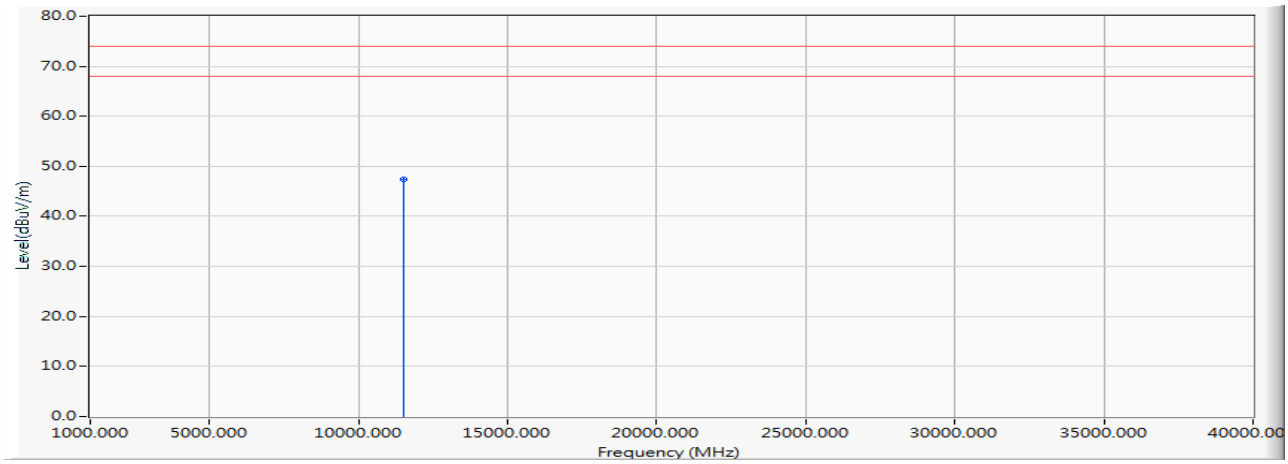

		Frequency (MHz)	Correct Factor (dB)	Reading Level (dBuV)	Measure Level (dBuV/m)	Margin (dB)	Limit (dBuV/m)	Detector Type
1	*	11510.000	3.640	43.860	47.500	-26.500	74.000	PEAK

Note:

1. All Readings below 1GHz are Quasi-Peak, above 1GHz are performed with peak and/or average measurements as necessary.
2. Measurement Level = Reading Level + Correct Factor.
3. Correct Factor = Antenna factor + Cable loss –Amplifier gain.
4. The average measurement was not performed when the peak measured data under the limit of average detection.
5. The emission levels of other frequencies are very lower than the limit and not show in test report.

Product	:	Intel® Wireless-AC 9560
Test Item	:	Harmonic Radiated Emission Data
Test Date	:	2019/01/03
Test Mode	:	Mode 2 SISO B: Transmit (802.11n-40BW_15Mbps)(5795MHz)

Horizontal

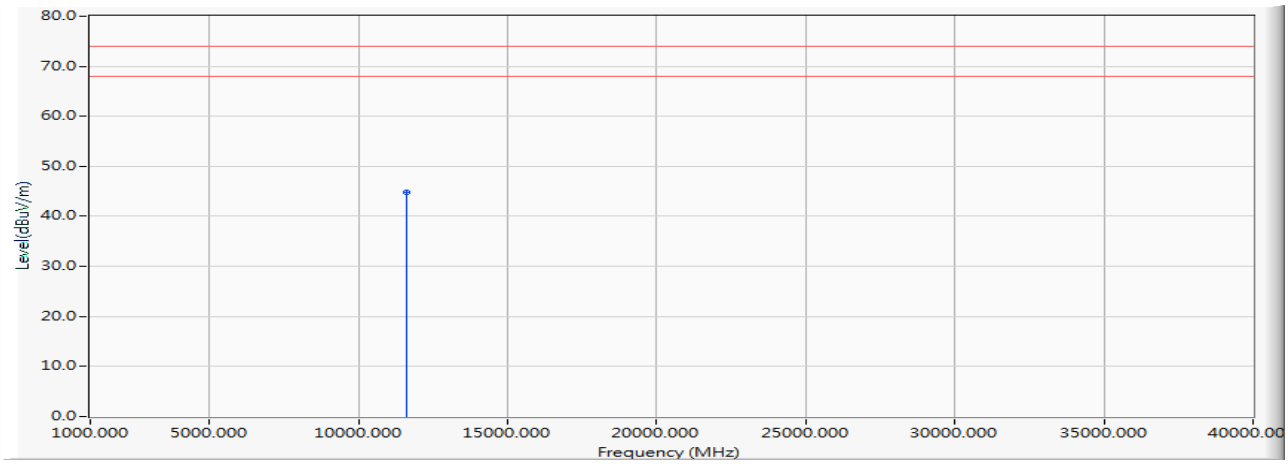

		Frequency (MHz)	Correct Factor (dB)	Reading Level (dBuV)	Measure Level (dBuV/m)	Margin (dB)	Limit (dBuV/m)	Detector Type
1	*	11590.000	2.216	42.600	44.816	-29.184	74.000	PEAK

Note:

1. All Readings below 1GHz are Quasi-Peak, above 1GHz are performed with peak and/or average measurements as necessary.
2. Measurement Level = Reading Level + Correct Factor.
3. Correct Factor = Antenna factor + Cable loss –Amplifier gain.
4. The average measurement was not performed when the peak measured data under the limit of average detection.
5. The emission levels of other frequencies are very lower than the limit and not show in test report.

Product	:	Intel® Wireless-AC 9560
Test Item	:	Harmonic Radiated Emission Data
Test Date	:	2019/01/03
Test Mode	:	Mode 2 SISO B: Transmit (802.11n-40BW_15Mbps)(5795MHz)

Vertical

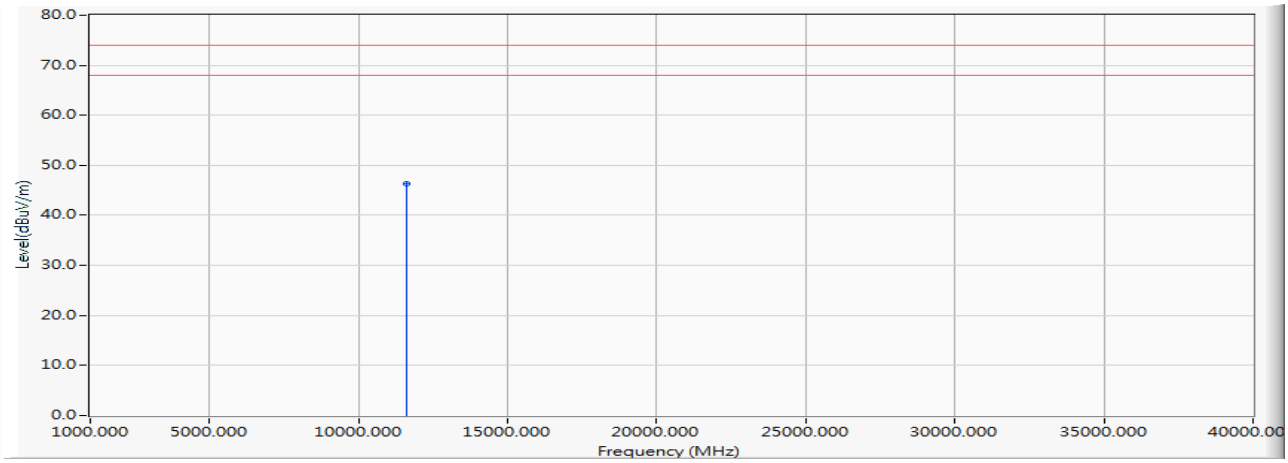

		Frequency (MHz)	Correct Factor (dB)	Reading Level (dBuV)	Measure Level (dBuV/m)	Margin (dB)	Limit (dBuV/m)	Detector Type
1	*	11590.000	3.082	43.220	46.302	-27.698	74.000	PEAK

Note:

1. All Readings below 1GHz are Quasi-Peak, above 1GHz are performed with peak and/or average measurements as necessary.
2. Measurement Level = Reading Level + Correct Factor.
3. Correct Factor = Antenna factor + Cable loss –Amplifier gain.
4. The average measurement was not performed when the peak measured data under the limit of average detection.
5. The emission levels of other frequencies are very lower than the limit and not show in test report.

Product	:	Intel® Wireless-AC 9560
Test Item	:	Harmonic Radiated Emission Data
Test Date	:	2019/01/03
Test Mode	:	Mode 2 SISO B: Transmit (802.11ac-20BW_7.2Mbps)(5720MHz)

Horizontal

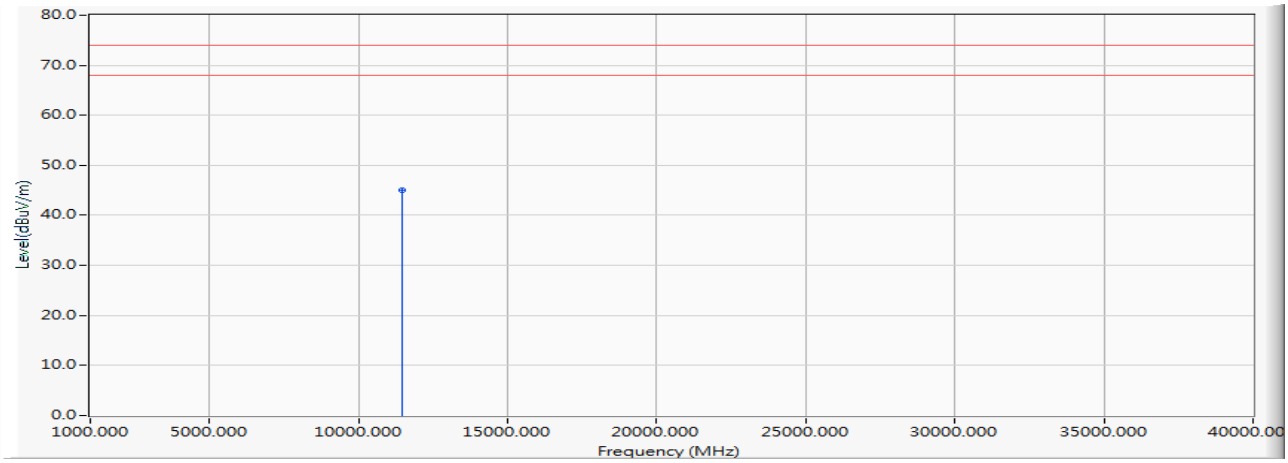

		Frequency (MHz)	Correct Factor (dB)	Reading Level (dBuV)	Measure Level (dBuV/m)	Margin (dB)	Limit (dBuV/m)	Detector Type
1	*	11440.000	2.347	42.720	45.067	-28.933	74.000	PEAK

Note:

1. All Readings below 1GHz are Quasi-Peak, above 1GHz are performed with peak and/or average measurements as necessary.
2. Measurement Level = Reading Level + Correct Factor.
3. Correct Factor = Antenna factor + Cable loss –Amplifier gain.
4. The average measurement was not performed when the peak measured data under the limit of average detection.
5. The emission levels of other frequencies are very lower than the limit and not show in test report.

Product	:	Intel® Wireless-AC 9560
Test Item	:	Harmonic Radiated Emission Data
Test Date	:	2019/01/03
Test Mode	:	Mode 2 SISO B: Transmit (802.11ac-20BW_7.2Mbps)(5720MHz)

Vertical

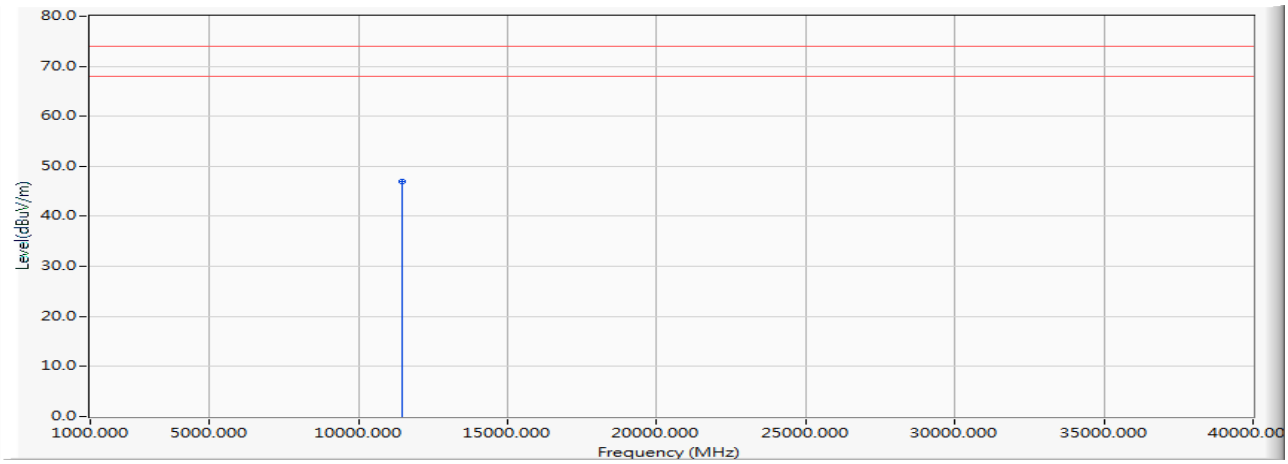

		Frequency (MHz)	Correct Factor (dB)	Reading Level (dBuV)	Measure Level (dBuV/m)	Margin (dB)	Limit (dBuV/m)	Detector Type
1	*	11440.000	3.087	43.790	46.877	-27.123	74.000	PEAK

Note:

1. All Readings below 1GHz are Quasi-Peak, above 1GHz are performed with peak and/or average measurements as necessary.
2. Measurement Level = Reading Level + Correct Factor.
3. Correct Factor = Antenna factor + Cable loss –Amplifier gain.
4. The average measurement was not performed when the peak measured data under the limit of average detection.
5. The emission levels of other frequencies are very lower than the limit and not show in test report.

Product : Intel® Wireless-AC 9560
Test Item : Harmonic Radiated Emission Data
Test Date : 2019/01/03
Test Mode : Mode 2 SISO B: Transmit (802.11ac-40BW_15Mbps)(5710MHz)

Horizontal

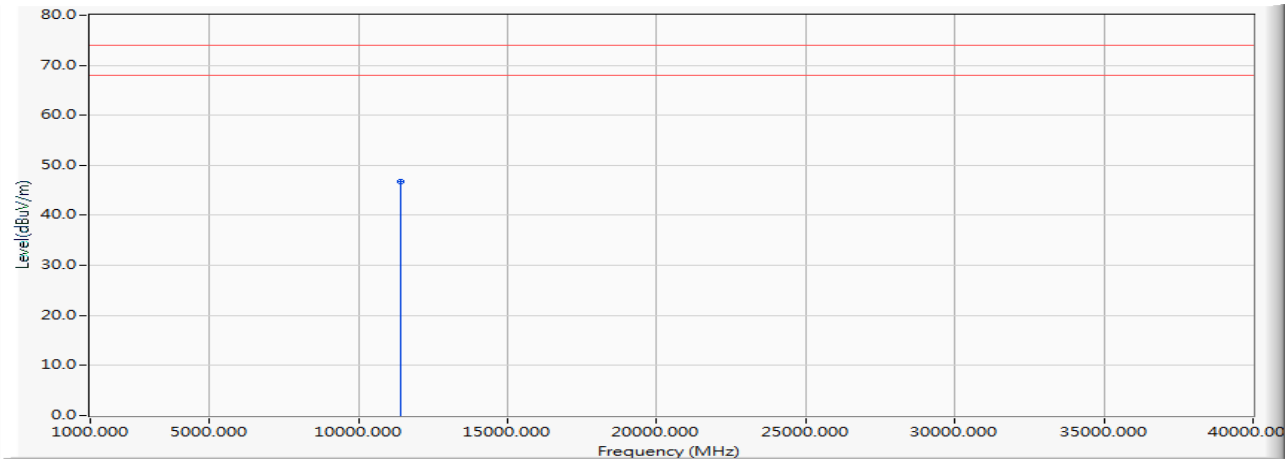

		Frequency (MHz)	Correct Factor (dB)	Reading Level (dBuV)	Measure Level (dBuV/m)	Margin (dB)	Limit (dBuV/m)	Detector Type
1	*	11420.000	2.217	44.630	46.846	-27.154	74.000	PEAK

Note:

1. All Readings below 1GHz are Quasi-Peak, above 1GHz are performed with peak and/or average measurements as necessary.
2. Measurement Level = Reading Level + Correct Factor.
3. Correct Factor = Antenna factor + Cable loss –Amplifier gain.
4. The average measurement was not performed when the peak measured data under the limit of average detection.
5. The emission levels of other frequencies are very lower than the limit and not show in test report.

Product	:	Intel® Wireless-AC 9560
Test Item	:	Harmonic Radiated Emission Data
Test Date	:	2019/01/03
Test Mode	:	Mode 2 SISO B: Transmit (802.11ac-40BW_15Mbps)(5710MHz)

Vertical

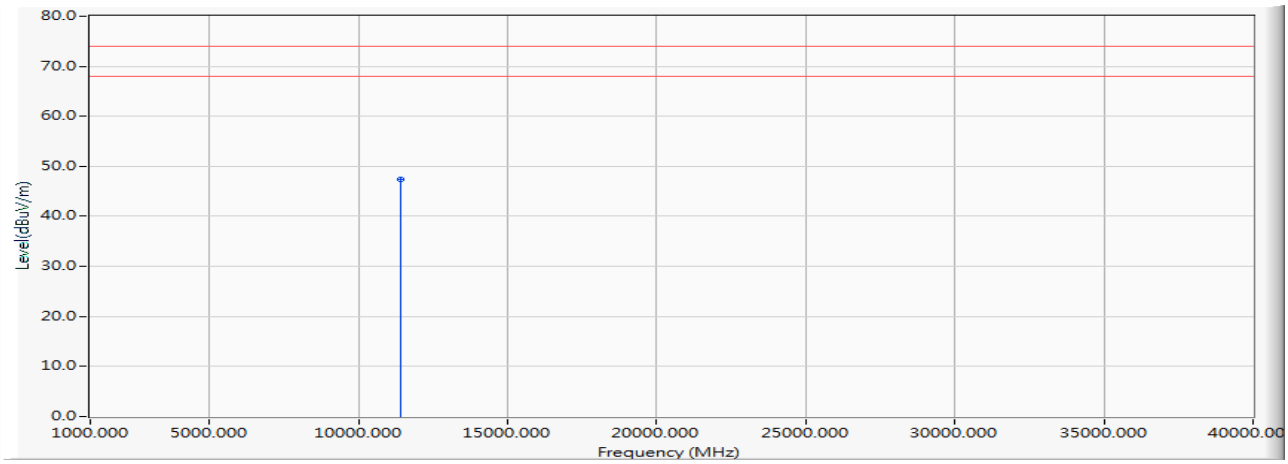

		Frequency (MHz)	Correct Factor (dB)	Reading Level (dBuV)	Measure Level (dBuV/m)	Margin (dB)	Limit (dBuV/m)	Detector Type
1	*	11420.000	2.880	44.500	47.380	-26.620	74.000	PEAK

Note:

1. All Readings below 1GHz are Quasi-Peak, above 1GHz are performed with peak and/or average measurements as necessary.
2. Measurement Level = Reading Level + Correct Factor.
3. Correct Factor = Antenna factor + Cable loss –Amplifier gain.
4. The average measurement was not performed when the peak measured data under the limit of average detection.
5. The emission levels of other frequencies are very lower than the limit and not show in test report.

Product	:	Intel® Wireless-AC 9560
Test Item	:	Harmonic Radiated Emission Data
Test Date	:	2019/01/03
Test Mode	:	Mode 2 SISO B: Transmit (802.11ac-80BW_32.5Mbps)(5210MHz)

Horizontal

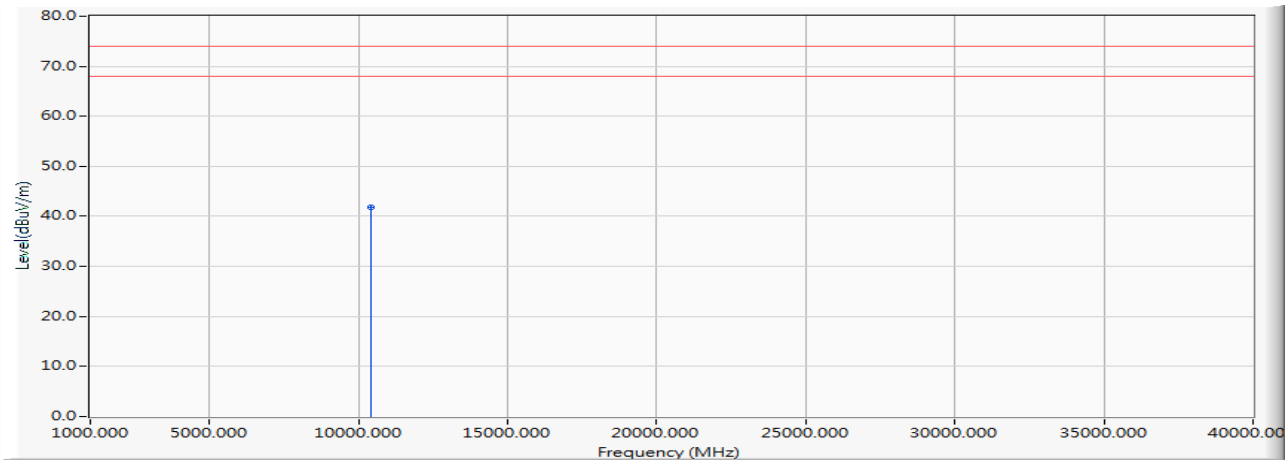

		Frequency (MHz)	Correct Factor (dB)	Reading Level (dBuV)	Measure Level (dBuV/m)	Margin (dB)	Limit (dBuV/m)	Detector Type
1	*	10420.000	-1.883	43.670	41.786	-32.214	74.000	PEAK

Note:

1. All Readings below 1GHz are Quasi-Peak, above 1GHz are performed with peak and/or average measurements as necessary.
2. Measurement Level = Reading Level + Correct Factor.
3. Correct Factor = Antenna factor + Cable loss –Amplifier gain.
4. The average measurement was not performed when the peak measured data under the limit of average detection.
5. The emission levels of other frequencies are very lower than the limit and not show in test report.

Product	:	Intel® Wireless-AC 9560
Test Item	:	Harmonic Radiated Emission Data
Test Date	:	2019/01/03
Test Mode	:	Mode 2 SISO B: Transmit (802.11ac-80BW_32.5Mbps)(5210MHz)

Vertical

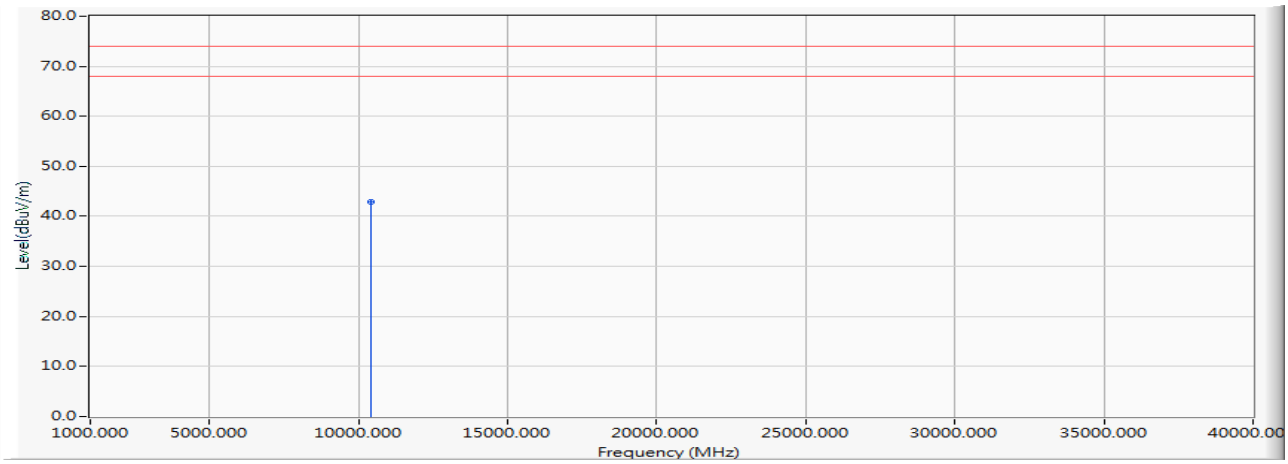

		Frequency (MHz)	Correct Factor (dB)	Reading Level (dBuV)	Measure Level (dBuV/m)	Margin (dB)	Limit (dBuV/m)	Detector Type
1	*	10420.000	-0.961	43.880	42.918	-31.082	74.000	PEAK

Note:

1. All Readings below 1GHz are Quasi-Peak, above 1GHz are performed with peak and/or average measurements as necessary.
2. Measurement Level = Reading Level + Correct Factor.
3. Correct Factor = Antenna factor + Cable loss –Amplifier gain.
4. The average measurement was not performed when the peak measured data under the limit of average detection.
5. The emission levels of other frequencies are very lower than the limit and not show in test report.

Product	:	Intel® Wireless-AC 9560
Test Item	:	Harmonic Radiated Emission Data
Test Date	:	2019/01/03
Test Mode	:	Mode 2 SISO B: Transmit (802.11ac-80BW_32.5Mbps)(5290MHz)

Horizontal

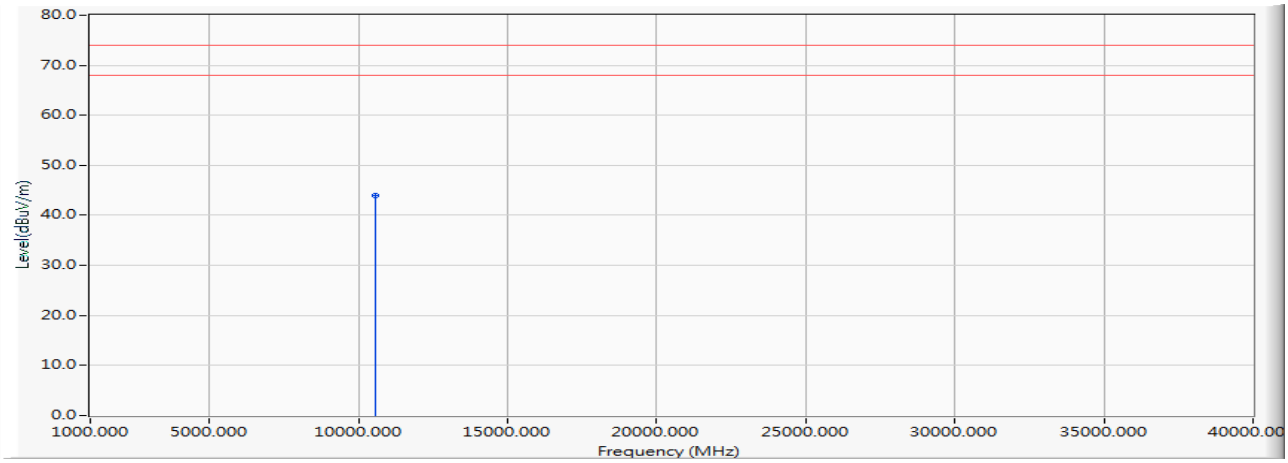

		Frequency (MHz)	Correct Factor (dB)	Reading Level (dBuV)	Measure Level (dBuV/m)	Margin (dB)	Limit (dBuV/m)	Detector Type
1	*	10580.000	0.118	43.810	43.928	-30.072	74.000	PEAK

Note:

1. All Readings below 1GHz are Quasi-Peak, above 1GHz are performed with peak and/or average measurements as necessary.
2. Measurement Level = Reading Level + Correct Factor.
3. Correct Factor = Antenna factor + Cable loss –Amplifier gain.
4. The average measurement was not performed when the peak measured data under the limit of average detection.
5. The emission levels of other frequencies are very lower than the limit and not show in test report.

Product	:	Intel® Wireless-AC 9560
Test Item	:	Harmonic Radiated Emission Data
Test Date	:	2019/01/03
Test Mode	:	Mode 2 SISO B: Transmit (802.11ac-80BW_32.5Mbps)(5290MHz)

Vertical

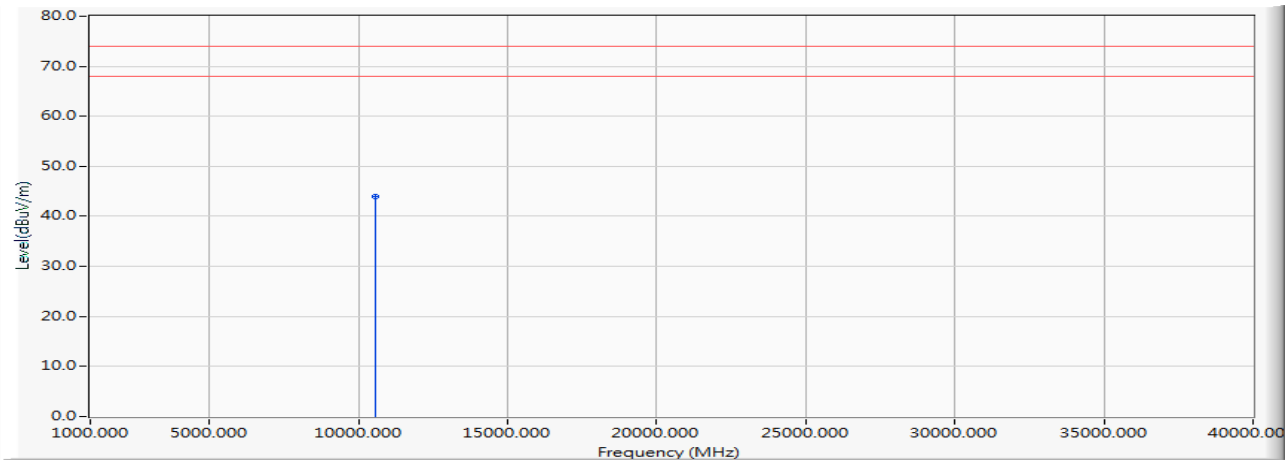

		Frequency (MHz)	Correct Factor (dB)	Reading Level (dBuV)	Measure Level (dBuV/m)	Margin (dB)	Limit (dBuV/m)	Detector Type
1	*	10580.000	0.544	43.470	44.014	-29.986	74.000	PEAK

Note:

1. All Readings below 1GHz are Quasi-Peak, above 1GHz are performed with peak and/or average measurements as necessary.
2. Measurement Level = Reading Level + Correct Factor.
3. Correct Factor = Antenna factor + Cable loss –Amplifier gain.
4. The average measurement was not performed when the peak measured data under the limit of average detection.
5. The emission levels of other frequencies are very lower than the limit and not show in test report.

Product	:	Intel® Wireless-AC 9560
Test Item	:	Harmonic Radiated Emission Data
Test Date	:	2019/01/03
Test Mode	:	Mode 2 SISO B: Transmit (802.11ac-80BW_32.5Mbps)(5530MHz)

Horizontal

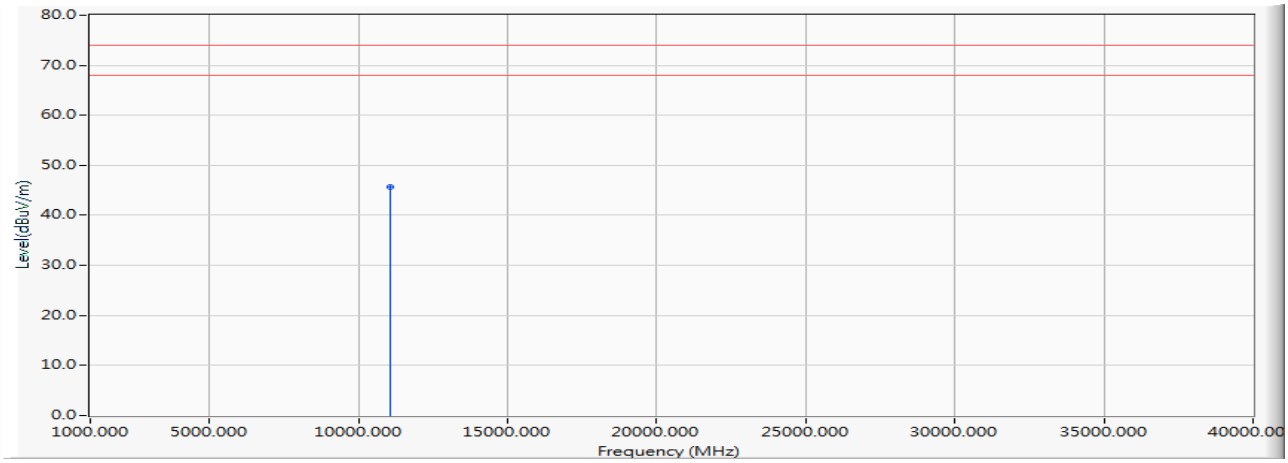

		Frequency (MHz)	Correct Factor (dB)	Reading Level (dBuV)	Measure Level (dBuV/m)	Margin (dB)	Limit (dBuV/m)	Detector Type
1	*	11060.000	1.986	43.650	45.636	-28.364	74.000	PEAK

Note:

1. All Readings below 1GHz are Quasi-Peak, above 1GHz are performed with peak and/or average measurements as necessary.
2. Measurement Level = Reading Level + Correct Factor.
3. Correct Factor = Antenna factor + Cable loss –Amplifier gain.
4. The average measurement was not performed when the peak measured data under the limit of average detection.
5. The emission levels of other frequencies are very lower than the limit and not show in test report.

Product	:	Intel® Wireless-AC 9560
Test Item	:	Harmonic Radiated Emission Data
Test Date	:	2019/01/03
Test Mode	:	Mode 2 SISO B: Transmit (802.11ac-80BW_32.5Mbps)(5530MHz)

Vertical

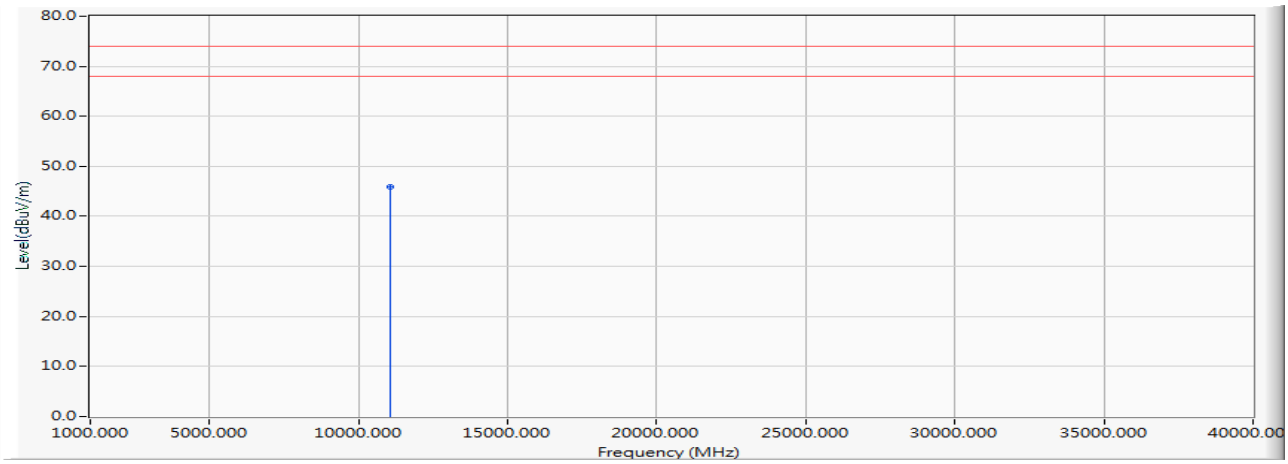

		Frequency (MHz)	Correct Factor (dB)	Reading Level (dBuV)	Measure Level (dBuV/m)	Margin (dB)	Limit (dBuV/m)	Detector Type
1	*	11060.000	2.781	43.110	45.891	-28.109	74.000	PEAK

Note:

1. All Readings below 1GHz are Quasi-Peak, above 1GHz are performed with peak and/or average measurements as necessary.
2. Measurement Level = Reading Level + Correct Factor.
3. Correct Factor = Antenna factor + Cable loss –Amplifier gain.
4. The average measurement was not performed when the peak measured data under the limit of average detection.
5. The emission levels of other frequencies are very lower than the limit and not show in test report.

Product	:	Intel® Wireless-AC 9560
Test Item	:	Harmonic Radiated Emission Data
Test Date	:	2019/01/03
Test Mode	:	Mode 2 SISO B: Transmit (802.11ac-80BW_32.5Mbps)(5610MHz)

Horizontal

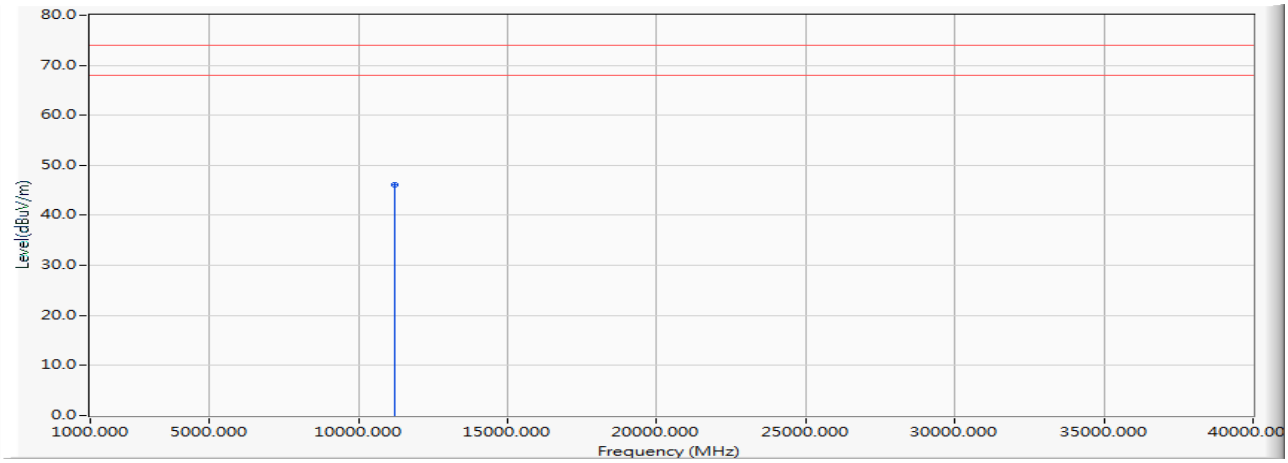

		Frequency (MHz)	Correct Factor (dB)	Reading Level (dBuV)	Measure Level (dBuV/m)	Margin (dB)	Limit (dBuV/m)	Detector Type
1	*	11220.000	2.213	43.940	46.154	-27.846	74.000	PEAK

Note:

1. All Readings below 1GHz are Quasi-Peak, above 1GHz are performed with peak and/or average measurements as necessary.
2. Measurement Level = Reading Level + Correct Factor.
3. Correct Factor = Antenna factor + Cable loss –Amplifier gain.
4. The average measurement was not performed when the peak measured data under the limit of average detection.
5. The emission levels of other frequencies are very lower than the limit and not show in test report.

Product	:	Intel® Wireless-AC 9560
Test Item	:	Harmonic Radiated Emission Data
Test Date	:	2019/01/03
Test Mode	:	Mode 2 SISO B: Transmit (802.11ac-80BW_32.5Mbps)(5610MHz)

Vertical

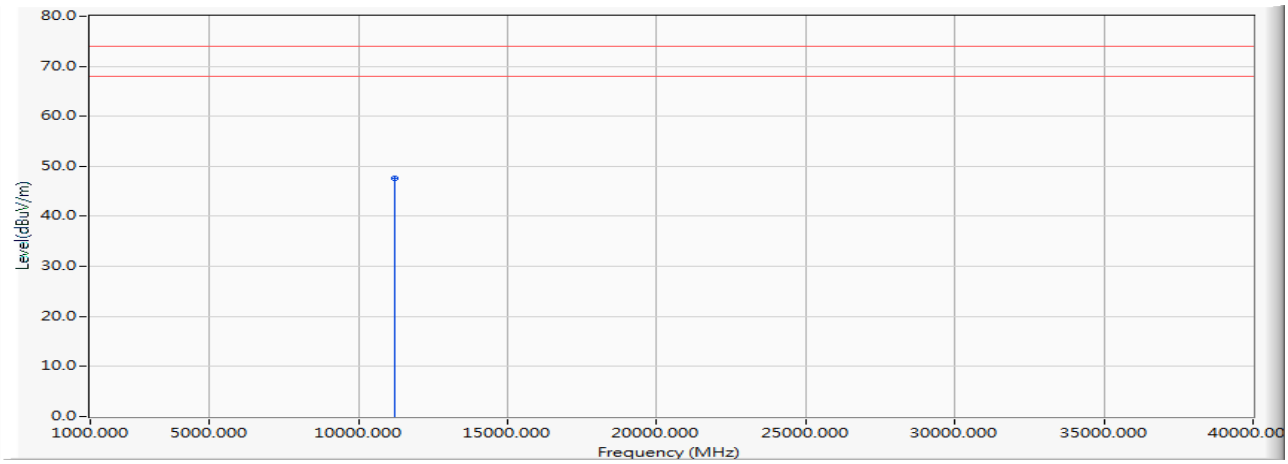

		Frequency (MHz)	Correct Factor (dB)	Reading Level (dBuV)	Measure Level (dBuV/m)	Margin (dB)	Limit (dBuV/m)	Detector Type
1	*	11220.000	3.244	44.430	47.674	-26.326	74.000	PEAK

Note:

1. All Readings below 1GHz are Quasi-Peak, above 1GHz are performed with peak and/or average measurements as necessary.
2. Measurement Level = Reading Level + Correct Factor.
3. Correct Factor = Antenna factor + Cable loss –Amplifier gain.
4. The average measurement was not performed when the peak measured data under the limit of average detection.
5. The emission levels of other frequencies are very lower than the limit and not show in test report.

Product	:	Intel® Wireless-AC 9560
Test Item	:	Harmonic Radiated Emission Data
Test Date	:	2019/01/03
Test Mode	:	Mode 2 SISO B: Transmit (802.11ac-80BW_32.5Mbps)(5690MHz)

Horizontal

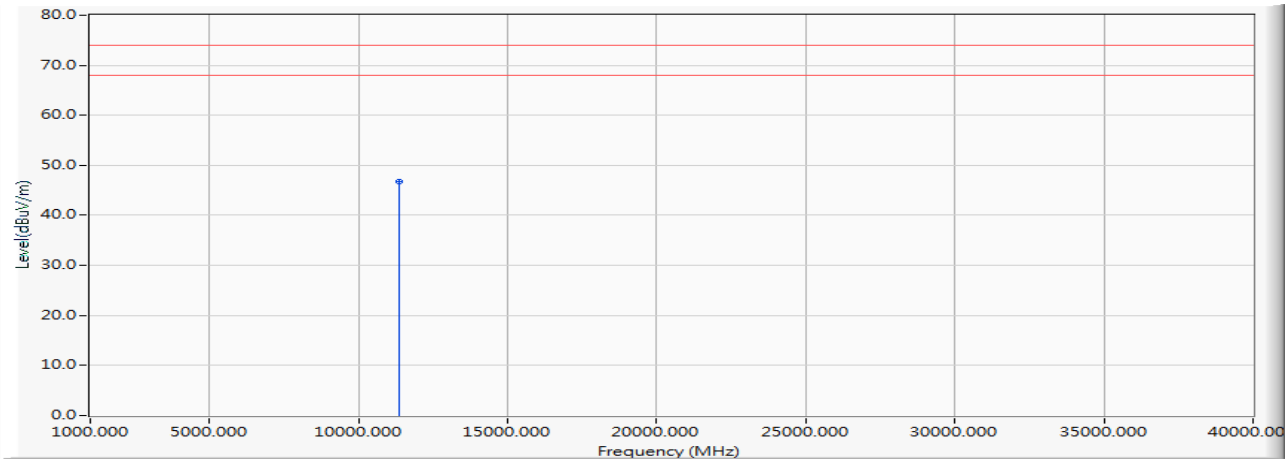

		Frequency (MHz)	Correct Factor (dB)	Reading Level (dBuV)	Measure Level (dBuV/m)	Margin (dB)	Limit (dBuV/m)	Detector Type
1	*	11380.000	2.056	44.740	46.797	-27.203	74.000	PEAK

Note:

1. All Readings below 1GHz are Quasi-Peak, above 1GHz are performed with peak and/or average measurements as necessary.
2. Measurement Level = Reading Level + Correct Factor.
3. Correct Factor = Antenna factor + Cable loss –Amplifier gain.
4. The average measurement was not performed when the peak measured data under the limit of average detection.
5. The emission levels of other frequencies are very lower than the limit and not show in test report.

Product	:	Intel® Wireless-AC 9560
Test Item	:	Harmonic Radiated Emission Data
Test Date	:	2019/01/03
Test Mode	:	Mode 2 SISO B: Transmit (802.11ac-80BW_32.5Mbps)(5690MHz)

Vertical

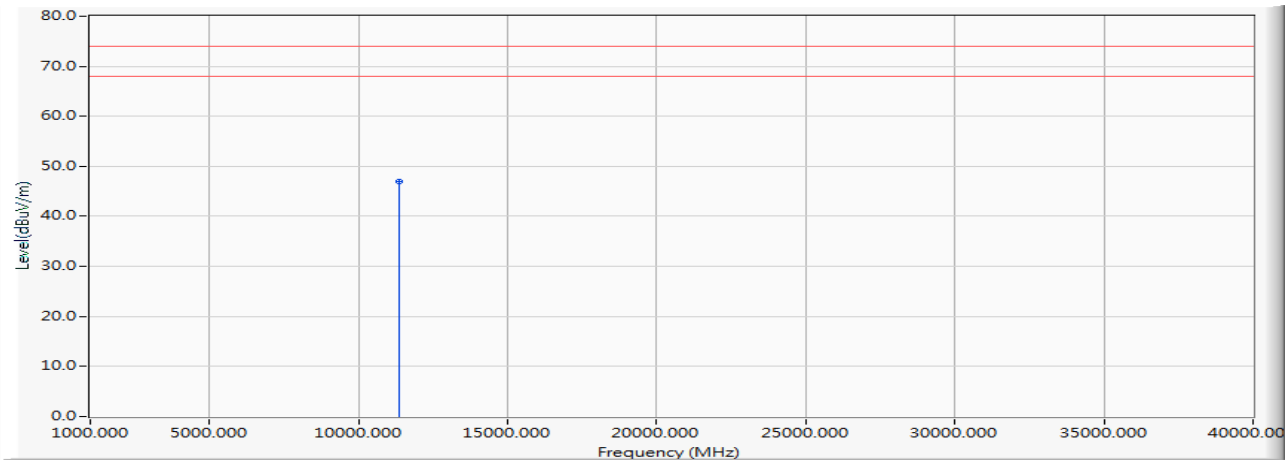

		Frequency (MHz)	Correct Factor (dB)	Reading Level (dBuV)	Measure Level (dBuV/m)	Margin (dB)	Limit (dBuV/m)	Detector Type
1	*	11380.000	2.701	44.220	46.922	-27.078	74.000	PEAK

Note:

1. All Readings below 1GHz are Quasi-Peak, above 1GHz are performed with peak and/or average measurements as necessary.
2. Measurement Level = Reading Level + Correct Factor.
3. Correct Factor = Antenna factor + Cable loss –Amplifier gain.
4. The average measurement was not performed when the peak measured data under the limit of average detection.
5. The emission levels of other frequencies are very lower than the limit and not show in test report.

Product	:	Intel® Wireless-AC 9560
Test Item	:	Harmonic Radiated Emission Data
Test Date	:	2019/01/03
Test Mode	:	Mode 2 SISO B: Transmit (802.11ac-80BW_32.5Mbps)(5775MHz)

Horizontal

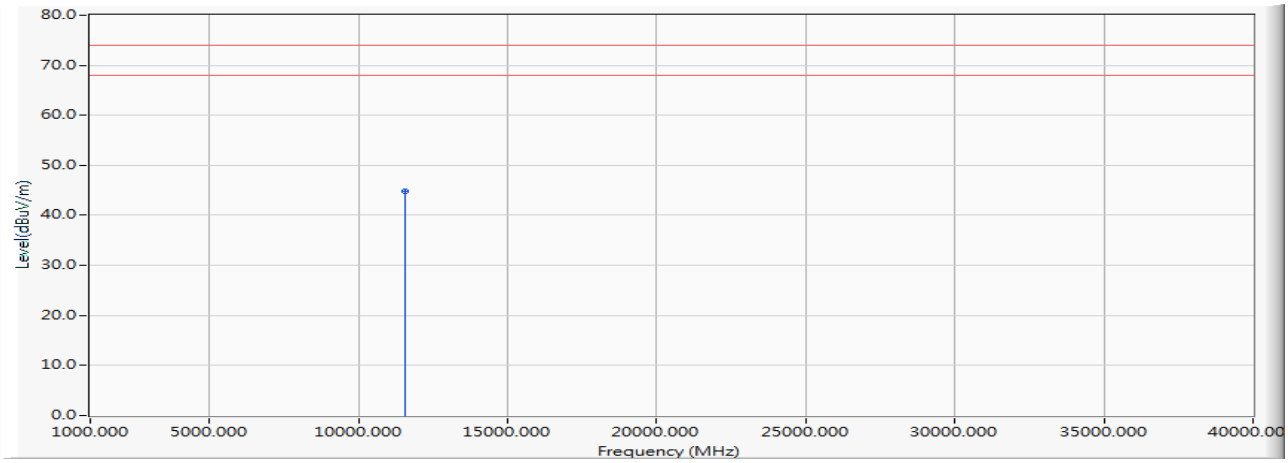

		Frequency (MHz)	Correct Factor (dB)	Reading Level (dBuV)	Measure Level (dBuV/m)	Margin (dB)	Limit (dBuV/m)	Detector Type
1	*	11550.000	2.451	42.410	44.861	-29.139	74.000	PEAK

Note:

1. All Readings below 1GHz are Quasi-Peak, above 1GHz are performed with peak and/or average measurements as necessary.
2. Measurement Level = Reading Level + Correct Factor.
3. Correct Factor = Antenna factor + Cable loss –Amplifier gain.
4. The average measurement was not performed when the peak measured data under the limit of average detection.
5. The emission levels of other frequencies are very lower than the limit and not show in test report.

Product	:	Intel® Wireless-AC 9560
Test Item	:	Harmonic Radiated Emission Data
Test Date	:	2019/01/03
Test Mode	:	Mode 2 SISO B: Transmit (802.11ac-80BW_32.5Mbps)(5775MHz)

Vertical

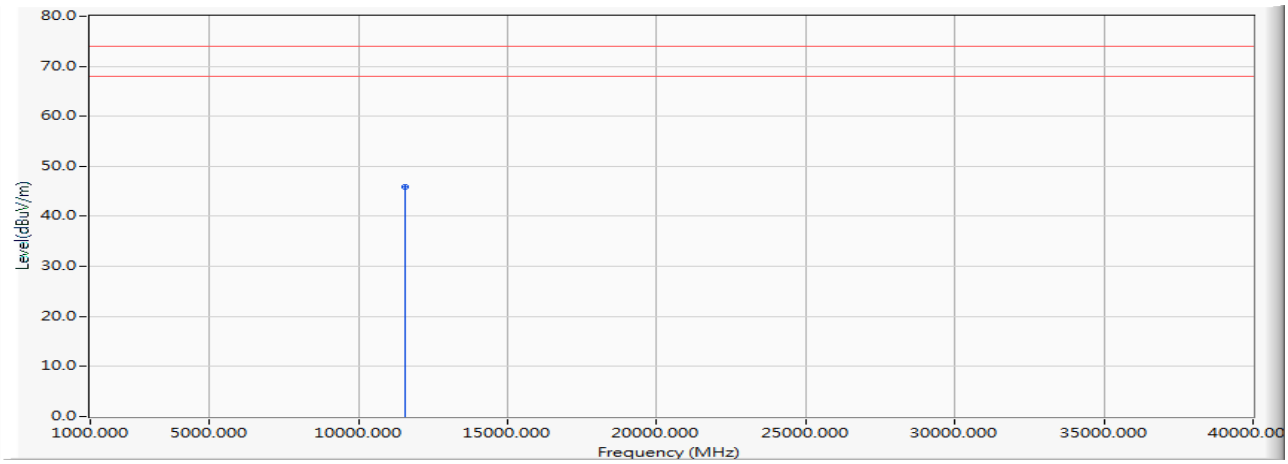

		Frequency (MHz)	Correct Factor (dB)	Reading Level (dBuV)	Measure Level (dBuV/m)	Margin (dB)	Limit (dBuV/m)	Detector Type
1	*	11550.000	3.363	42.530	45.893	-28.107	74.000	PEAK

Note:

1. All Readings below 1GHz are Quasi-Peak, above 1GHz are performed with peak and/or average measurements as necessary.
2. Measurement Level = Reading Level + Correct Factor.
3. Correct Factor = Antenna factor + Cable loss –Amplifier gain.
4. The average measurement was not performed when the peak measured data under the limit of average detection.
5. The emission levels of other frequencies are very lower than the limit and not show in test report.

Product : Intel® Wireless-AC 9560
Test Item : Harmonic Radiated Emission Data
Test Date : 2019/01/03
Test Mode : Mode 2 SISO B: Transmit (802.11ac-160BW_65Mbps)(5250MHz)

Horizontal

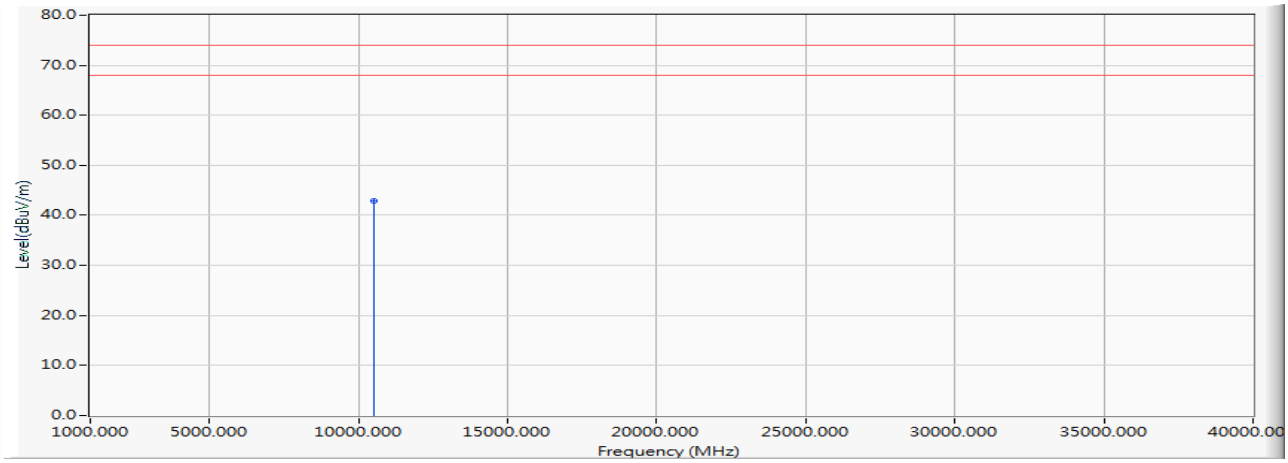

		Frequency (MHz)	Correct Factor (dB)	Reading Level (dBuV)	Measure Level (dBuV/m)	Margin (dB)	Limit (dBuV/m)	Detector Type
1	*	10500.000	-0.811	43.700	42.890	-31.110	74.000	PEAK

Note:

1. All Readings below 1GHz are Quasi-Peak, above 1GHz are performed with peak and/or average measurements as necessary.
2. Measurement Level = Reading Level + Correct Factor.
3. Correct Factor = Antenna factor + Cable loss –Amplifier gain.
4. The average measurement was not performed when the peak measured data under the limit of average detection.
5. The emission levels of other frequencies are very lower than the limit and not show in test report.

Product	:	Intel® Wireless-AC 9560
Test Item	:	Harmonic Radiated Emission Data
Test Date	:	2019/01/03
Test Mode	:	Mode 2 SISO B: Transmit (802.11ac-160BW_65Mbps)(5250MHz)

Vertical

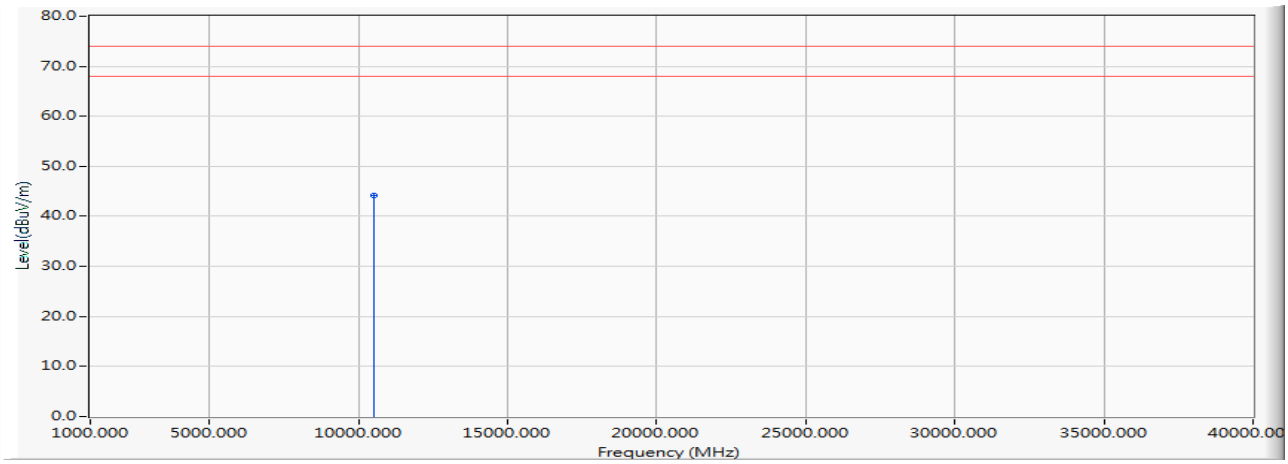

		Frequency (MHz)	Correct Factor (dB)	Reading Level (dBuV)	Measure Level (dBuV/m)	Margin (dB)	Limit (dBuV/m)	Detector Type
1	*	10500.000	0.102	44.130	44.233	-29.767	74.000	PEAK

Note:

1. All Readings below 1GHz are Quasi-Peak, above 1GHz are performed with peak and/or average measurements as necessary.
2. Measurement Level = Reading Level + Correct Factor.
3. Correct Factor = Antenna factor + Cable loss –Amplifier gain.
4. The average measurement was not performed when the peak measured data under the limit of average detection.
5. The emission levels of other frequencies are very lower than the limit and not show in test report.

Product : Intel® Wireless-AC 9560
Test Item : Harmonic Radiated Emission Data
Test Date : 2019/01/03
Test Mode : Mode 2 SISO B: Transmit (802.11ac-160BW_65Mbps)(5570MHz)

Horizontal

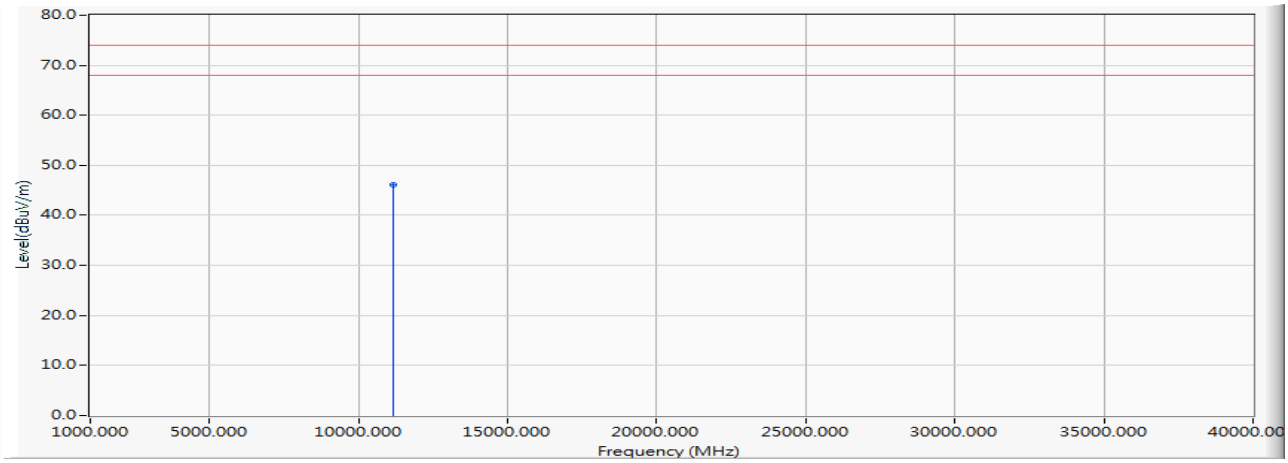

		Frequency (MHz)	Correct Factor (dB)	Reading Level (dBuV)	Measure Level (dBuV/m)	Margin (dB)	Limit (dBuV/m)	Detector Type
1	*	11140.000	2.206	43.860	46.066	-27.934	74.000	PEAK

Note:

1. All Readings below 1GHz are Quasi-Peak, above 1GHz are performed with peak and/or average measurements as necessary.
2. Measurement Level = Reading Level + Correct Factor.
3. Correct Factor = Antenna factor + Cable loss –Amplifier gain.
4. The average measurement was not performed when the peak measured data under the limit of average detection.
5. The emission levels of other frequencies are very lower than the limit and not show in test report.

Product	:	Intel® Wireless-AC 9560
Test Item	:	Harmonic Radiated Emission Data
Test Date	:	2019/01/03
Test Mode	:	Mode 2 SISO B: Transmit (802.11ac-160BW_65Mbps)(5570MHz)

Vertical

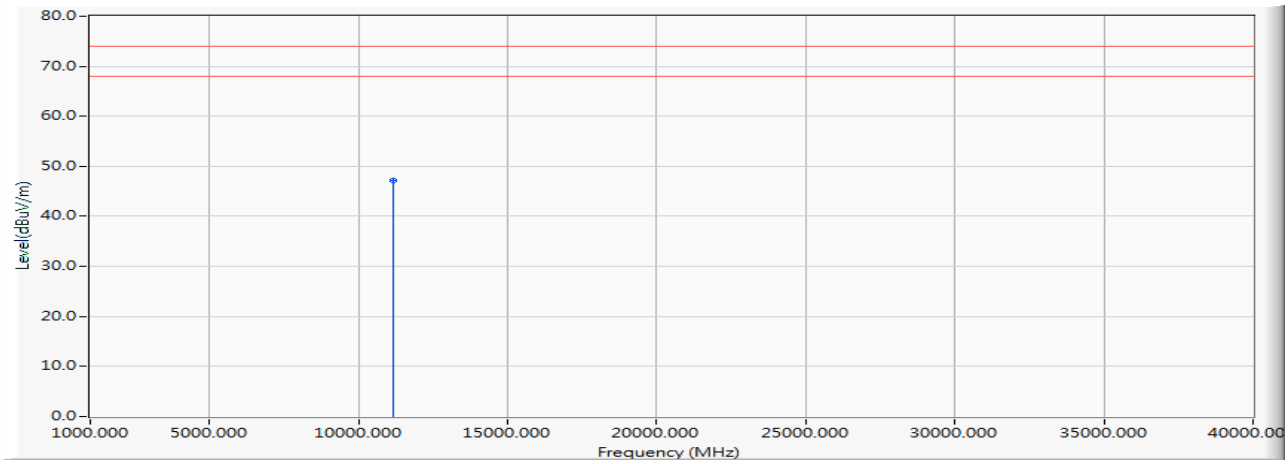

		Frequency (MHz)	Correct Factor (dB)	Reading Level (dBuV)	Measure Level (dBuV/m)	Margin (dB)	Limit (dBuV/m)	Detector Type
1	*	11140.000	3.139	43.960	47.099	-26.901	74.000	PEAK

Note:

1. All Readings below 1GHz are Quasi-Peak, above 1GHz are performed with peak and/or average measurements as necessary.
2. Measurement Level = Reading Level + Correct Factor.
3. Correct Factor = Antenna factor + Cable loss –Amplifier gain.
4. The average measurement was not performed when the peak measured data under the limit of average detection.
5. The emission levels of other frequencies are very lower than the limit and not show in test report.

Product	:	Intel® Wireless-AC 9560
Test Item	:	Harmonic Radiated Emission Data
Test Date	:	2019/01/03
Test Mode	:	Mode 3 MIMO: Transmit (802.11n-20BW_14.4Mbps)(5180MHz)

Horizontal

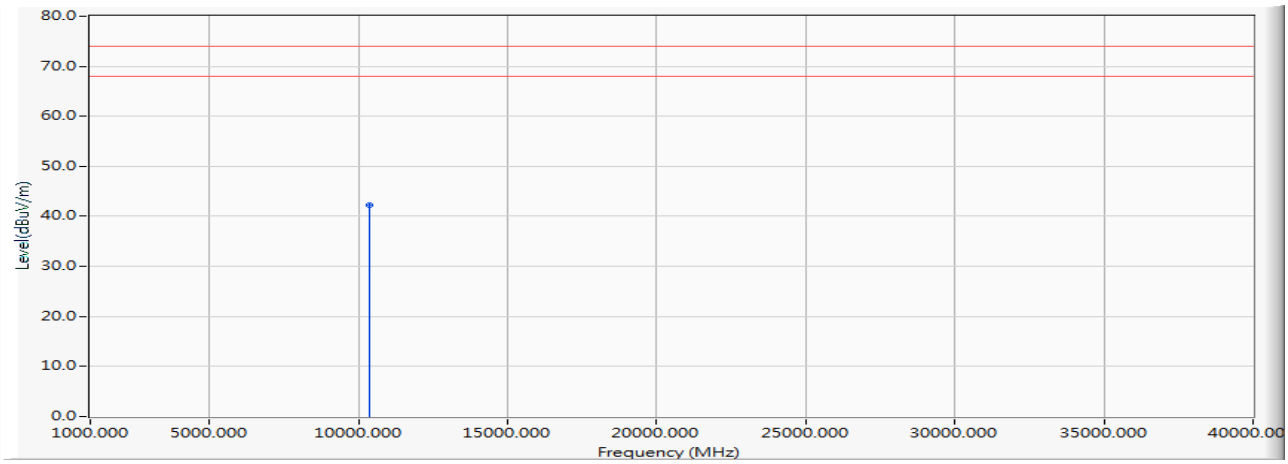

		Frequency (MHz)	Correct Factor (dB)	Reading Level (dBuV)	Measure Level (dBuV/m)	Margin (dB)	Limit (dBuV/m)	Detector Type
1	*	10360.000	-2.181	44.490	42.309	-31.691	74.000	PEAK

Note:

1. All Readings below 1GHz are Quasi-Peak, above 1GHz are performed with peak and/or average measurements as necessary.
2. Measurement Level = Reading Level + Correct Factor.
3. Correct Factor = Antenna factor + Cable loss –Amplifier gain.
4. The average measurement was not performed when the peak measured data under the limit of average detection.
5. The emission levels of other frequencies are very lower than the limit and not show in test report.

Product	:	Intel® Wireless-AC 9560
Test Item	:	Harmonic Radiated Emission Data
Test Date	:	2019/01/03
Test Mode	:	Mode 3 MIMO: Transmit (802.11n-20BW_14.4Mbps)(5180MHz)

Vertical

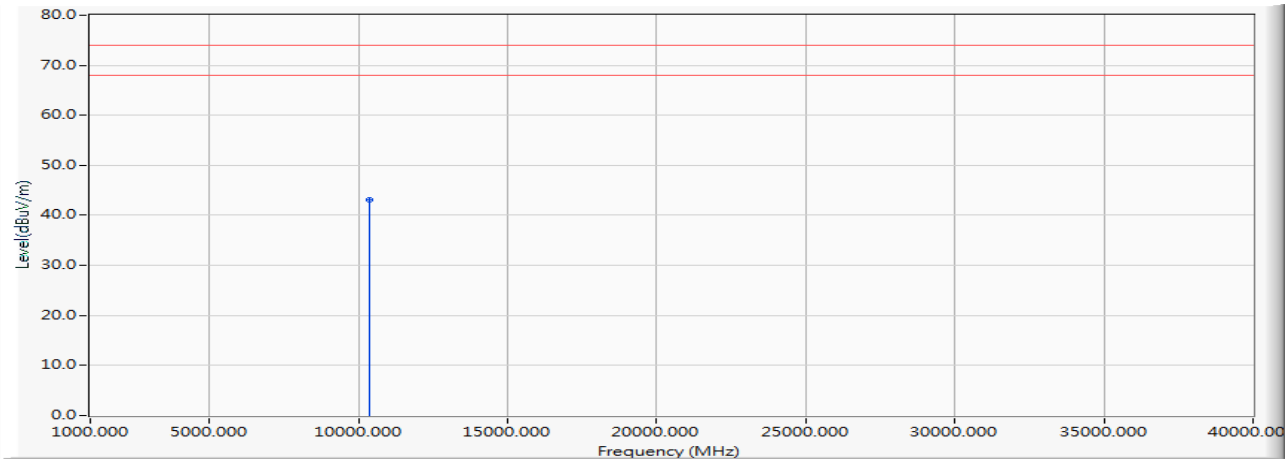

		Frequency (MHz)	Correct Factor (dB)	Reading Level (dBuV)	Measure Level (dBuV/m)	Margin (dB)	Limit (dBuV/m)	Detector Type
1	*	10360.000	-1.387	44.530	43.143	-30.857	74.000	PEAK

Note:

1. All Readings below 1GHz are Quasi-Peak, above 1GHz are performed with peak and/or average measurements as necessary.
2. Measurement Level = Reading Level + Correct Factor.
3. Correct Factor = Antenna factor + Cable loss –Amplifier gain.
4. The average measurement was not performed when the peak measured data under the limit of average detection.
5. The emission levels of other frequencies are very lower than the limit and not show in test report.

Product	:	Intel® Wireless-AC 9560
Test Item	:	Harmonic Radiated Emission Data
Test Date	:	2019/01/03
Test Mode	:	Mode 3 MIMO: Transmit (802.11n-20BW_14.4Mbps)(5200MHz)

Horizontal

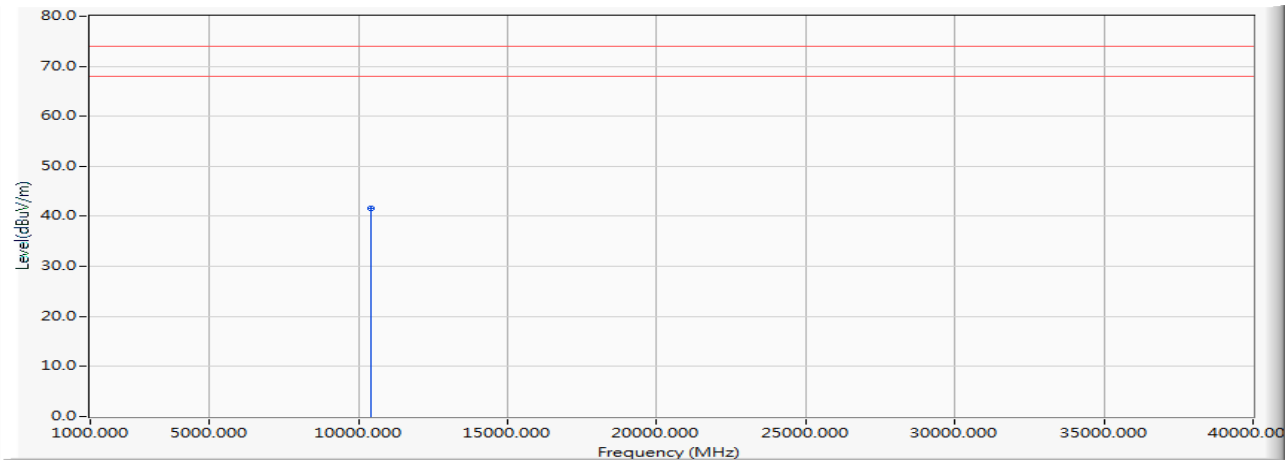

		Frequency (MHz)	Correct Factor (dB)	Reading Level (dBuV)	Measure Level (dBuV/m)	Margin (dB)	Limit (dBuV/m)	Detector Type
1	*	10400.000	-2.140	43.740	41.601	-32.399	74.000	PEAK

Note:

1. All Readings below 1GHz are Quasi-Peak, above 1GHz are performed with peak and/or average measurements as necessary.
2. Measurement Level = Reading Level + Correct Factor.
3. Correct Factor = Antenna factor + Cable loss –Amplifier gain.
4. The average measurement was not performed when the peak measured data under the limit of average detection.
5. The emission levels of other frequencies are very lower than the limit and not show in test report.

Product	:	Intel® Wireless-AC 9560
Test Item	:	Harmonic Radiated Emission Data
Test Date	:	2019/01/03
Test Mode	:	Mode 3 MIMO: Transmit (802.11n-20BW_14.4Mbps)(5200MHz)

Vertical

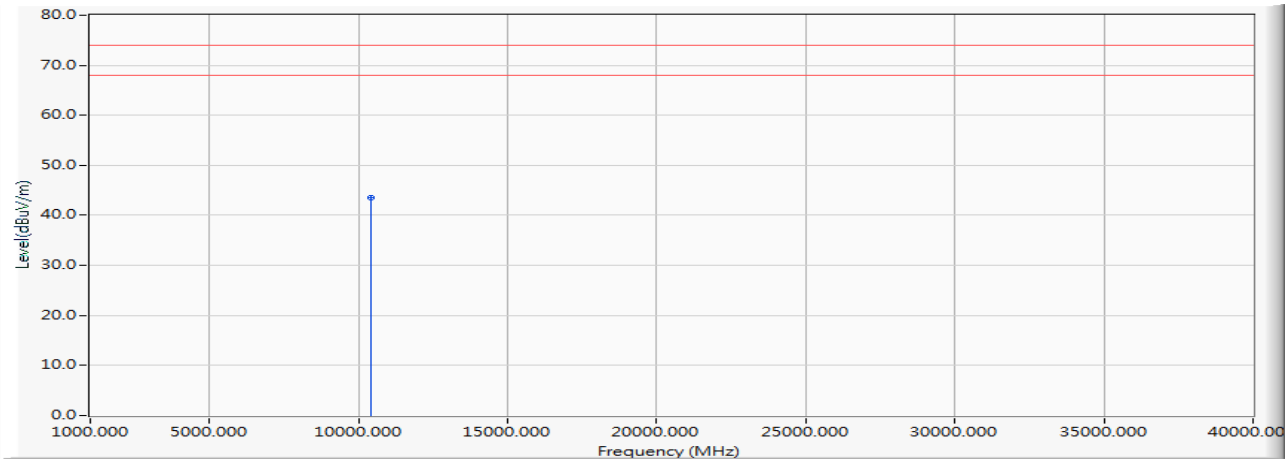

		Frequency (MHz)	Correct Factor (dB)	Reading Level (dBuV)	Measure Level (dBuV/m)	Margin (dB)	Limit (dBuV/m)	Detector Type
1	*	10400.000	-1.222	44.680	43.459	-30.541	74.000	PEAK

Note:

1. All Readings below 1GHz are Quasi-Peak, above 1GHz are performed with peak and/or average measurements as necessary.
2. Measurement Level = Reading Level + Correct Factor.
3. Correct Factor = Antenna factor + Cable loss –Amplifier gain.
4. The average measurement was not performed when the peak measured data under the limit of average detection.
5. The emission levels of other frequencies are very lower than the limit and not show in test report.

Product	:	Intel® Wireless-AC 9560
Test Item	:	Harmonic Radiated Emission Data
Test Date	:	2019/01/03
Test Mode	:	Mode 3 MIMO: Transmit (802.11n-20BW_14.4Mbps)(5240MHz)

Horizontal

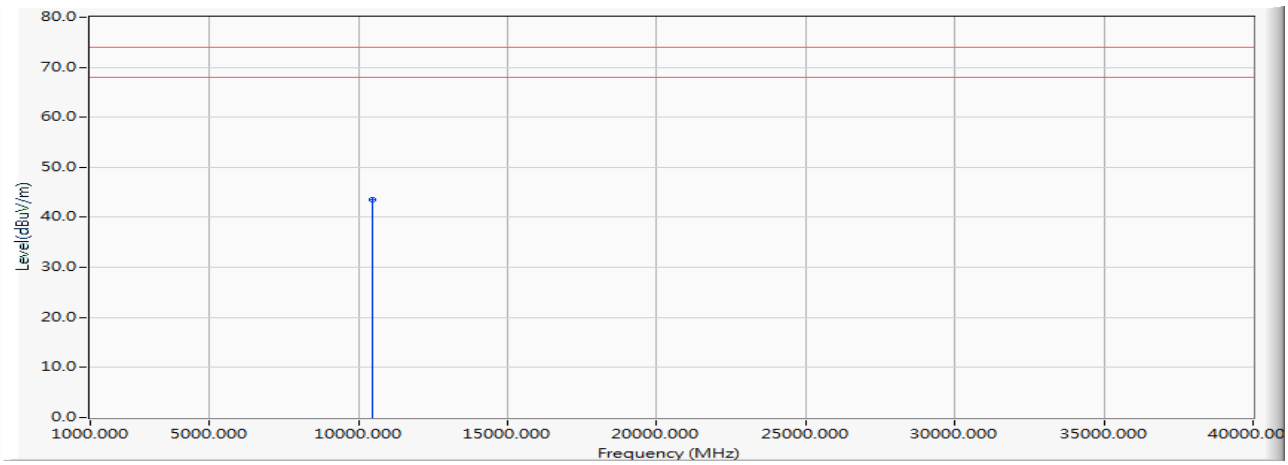

		Frequency (MHz)	Correct Factor (dB)	Reading Level (dBuV)	Measure Level (dBuV/m)	Margin (dB)	Limit (dBuV/m)	Detector Type
1	*	10480.000	-1.075	44.560	43.486	-30.514	74.000	PEAK

Note:

1. All Readings below 1GHz are Quasi-Peak, above 1GHz are performed with peak and/or average measurements as necessary.
2. Measurement Level = Reading Level + Correct Factor.
3. Correct Factor = Antenna factor + Cable loss –Amplifier gain.
4. The average measurement was not performed when the peak measured data under the limit of average detection.
5. The emission levels of other frequencies are very lower than the limit and not show in test report.

Product	:	Intel® Wireless-AC 9560
Test Item	:	Harmonic Radiated Emission Data
Test Date	:	2019/01/03
Test Mode	:	Mode 3 MIMO: Transmit (802.11n-20BW_14.4Mbps)(5240MHz)

Vertical

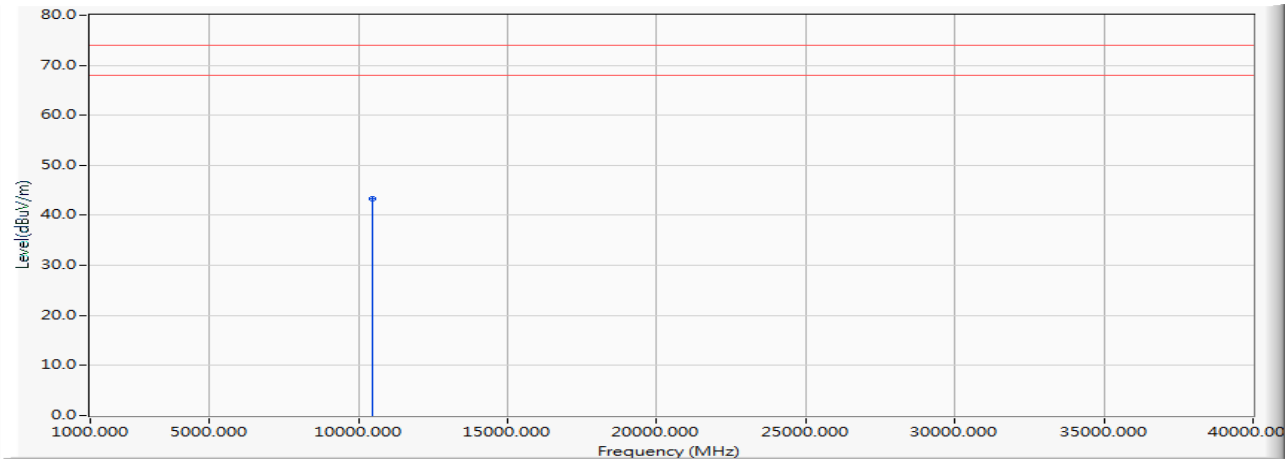

		Frequency (MHz)	Correct Factor (dB)	Reading Level (dBuV)	Measure Level (dBuV/m)	Margin (dB)	Limit (dBuV/m)	Detector Type
1	*	10480.000	-0.148	43.380	43.233	-30.767	74.000	PEAK

Note:

1. All Readings below 1GHz are Quasi-Peak, above 1GHz are performed with peak and/or average measurements as necessary.
2. Measurement Level = Reading Level + Correct Factor.
3. Correct Factor = Antenna factor + Cable loss –Amplifier gain.
4. The average measurement was not performed when the peak measured data under the limit of average detection.
5. The emission levels of other frequencies are very lower than the limit and not show in test report.

Product	:	Intel® Wireless-AC 9560
Test Item	:	Harmonic Radiated Emission Data
Test Date	:	2019/01/03
Test Mode	:	Mode 3 MIMO: Transmit (802.11n-20BW_14.4Mbps)(5260MHz)

Horizontal

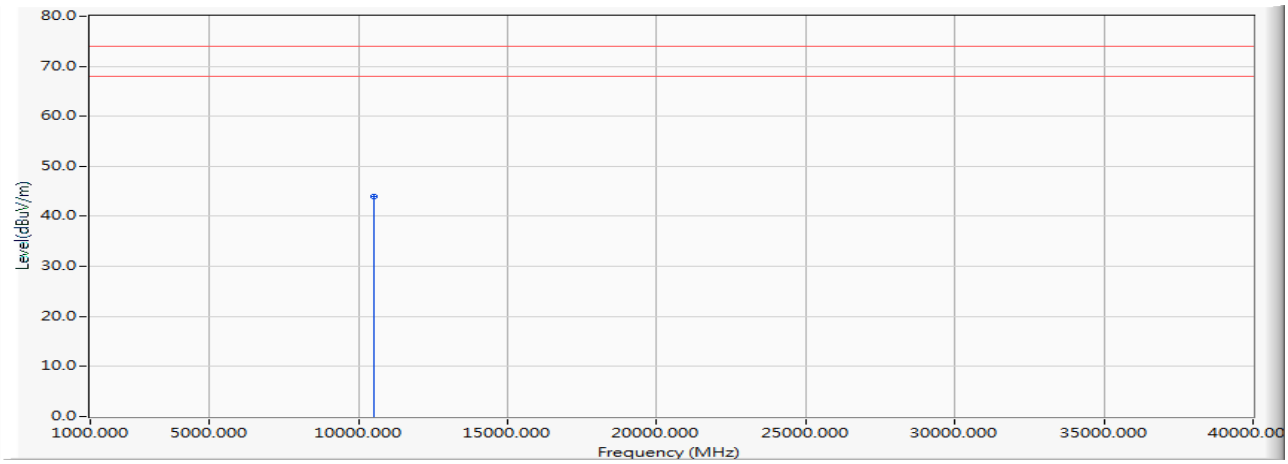

		Frequency (MHz)	Correct Factor (dB)	Reading Level (dBuV)	Measure Level (dBuV/m)	Margin (dB)	Limit (dBuV/m)	Detector Type
1	*	10520.000	-0.575	44.590	44.015	-29.985	74.000	PEAK

Note:

1. All Readings below 1GHz are Quasi-Peak, above 1GHz are performed with peak and/or average measurements as necessary.
2. Measurement Level = Reading Level + Correct Factor.
3. Correct Factor = Antenna factor + Cable loss –Amplifier gain.
4. The average measurement was not performed when the peak measured data under the limit of average detection.
5. The emission levels of other frequencies are very lower than the limit and not show in test report.

Product	:	Intel® Wireless-AC 9560
Test Item	:	Harmonic Radiated Emission Data
Test Date	:	2019/01/03
Test Mode	:	Mode 3 MIMO: Transmit (802.11n-20BW_14.4Mbps)(5260MHz)

Vertical

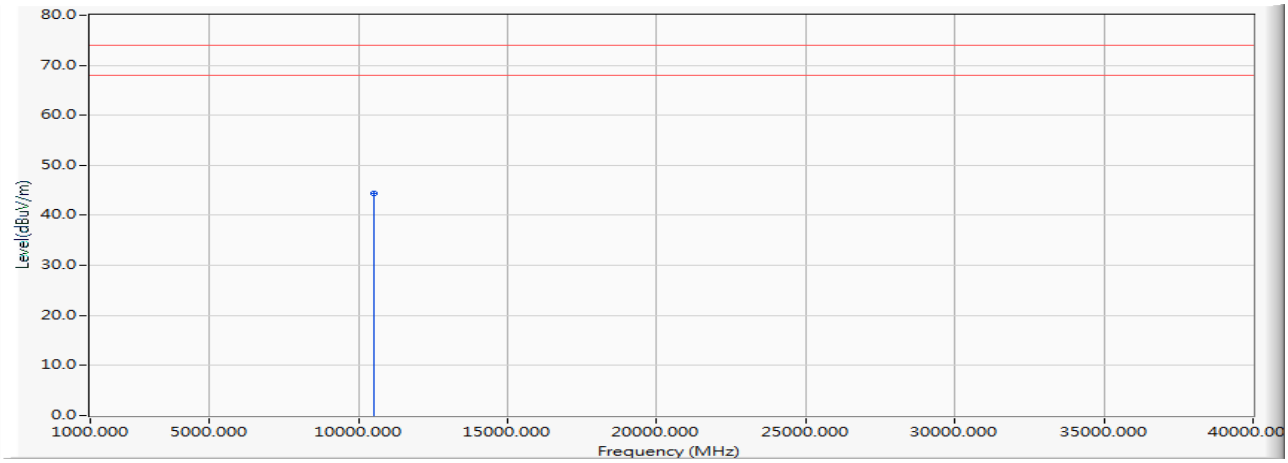

		Frequency (MHz)	Correct Factor (dB)	Reading Level (dBuV)	Measure Level (dBuV/m)	Margin (dB)	Limit (dBuV/m)	Detector Type
1	*	10520.000	0.228	44.080	44.308	-29.692	74.000	PEAK

Note:

1. All Readings below 1GHz are Quasi-Peak, above 1GHz are performed with peak and/or average measurements as necessary.
2. Measurement Level = Reading Level + Correct Factor.
3. Correct Factor = Antenna factor + Cable loss –Amplifier gain.
4. The average measurement was not performed when the peak measured data under the limit of average detection.
5. The emission levels of other frequencies are very lower than the limit and not show in test report.

Product : Intel® Wireless-AC 9560
Test Item : Harmonic Radiated Emission Data
Test Date : 2019/01/03
Test Mode : Mode 3 MIMO: Transmit (802.11n-20BW_14.4Mbps)(5280MHz)

Horizontal

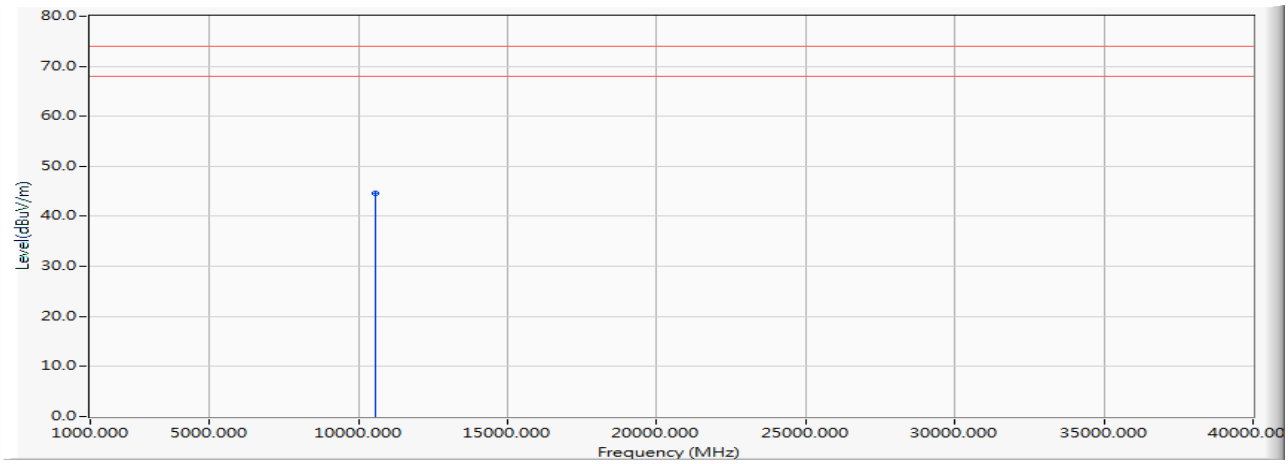

		Frequency (MHz)	Correct Factor (dB)	Reading Level (dBuV)	Measure Level (dBuV/m)	Margin (dB)	Limit (dBuV/m)	Detector Type
1	*	10560.000	-0.114	44.620	44.506	-29.494	74.000	PEAK

Note:

1. All Readings below 1GHz are Quasi-Peak, above 1GHz are performed with peak and/or average measurements as necessary.
2. Measurement Level = Reading Level + Correct Factor.
3. Correct Factor = Antenna factor + Cable loss –Amplifier gain.
4. The average measurement was not performed when the peak measured data under the limit of average detection.
5. The emission levels of other frequencies are very lower than the limit and not show in test report.

Product	:	Intel® Wireless-AC 9560
Test Item	:	Harmonic Radiated Emission Data
Test Date	:	2019/01/03
Test Mode	:	Mode 3 MIMO: Transmit (802.11n-20BW_14.4Mbps)(5280MHz)

Vertical

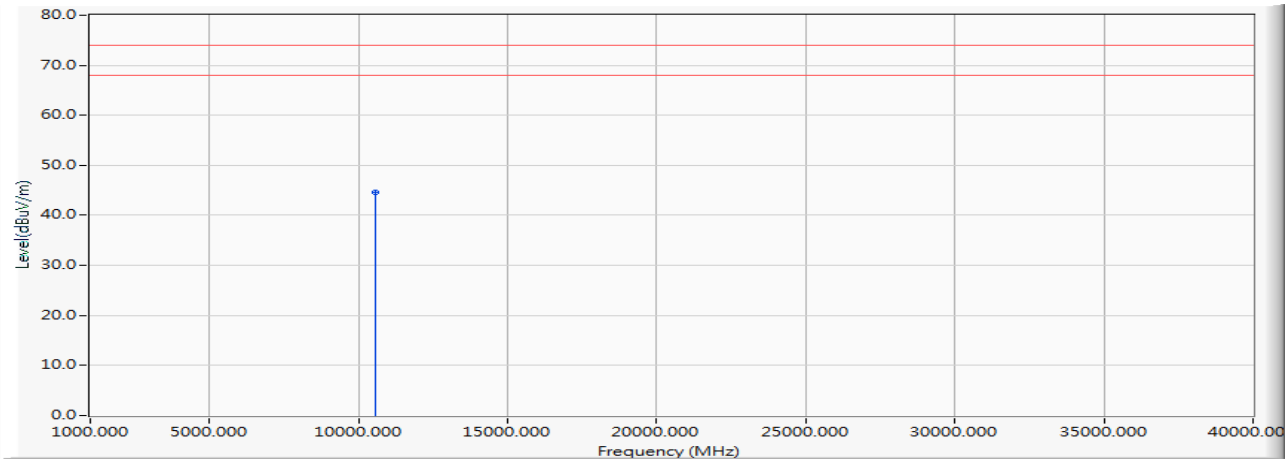

		Frequency (MHz)	Correct Factor (dB)	Reading Level (dBuV)	Measure Level (dBuV/m)	Margin (dB)	Limit (dBuV/m)	Detector Type
1	*	10560.000	0.438	44.170	44.607	-29.393	74.000	PEAK

Note:

1. All Readings below 1GHz are Quasi-Peak, above 1GHz are performed with peak and/or average measurements as necessary.
2. Measurement Level = Reading Level + Correct Factor.
3. Correct Factor = Antenna factor + Cable loss –Amplifier gain.
4. The average measurement was not performed when the peak measured data under the limit of average detection.
5. The emission levels of other frequencies are very lower than the limit and not show in test report.

Product	:	Intel® Wireless-AC 9560
Test Item	:	Harmonic Radiated Emission Data
Test Date	:	2019/01/03
Test Mode	:	Mode 3 MIMO: Transmit (802.11n-20BW_14.4Mbps)(5320MHz)

Horizontal

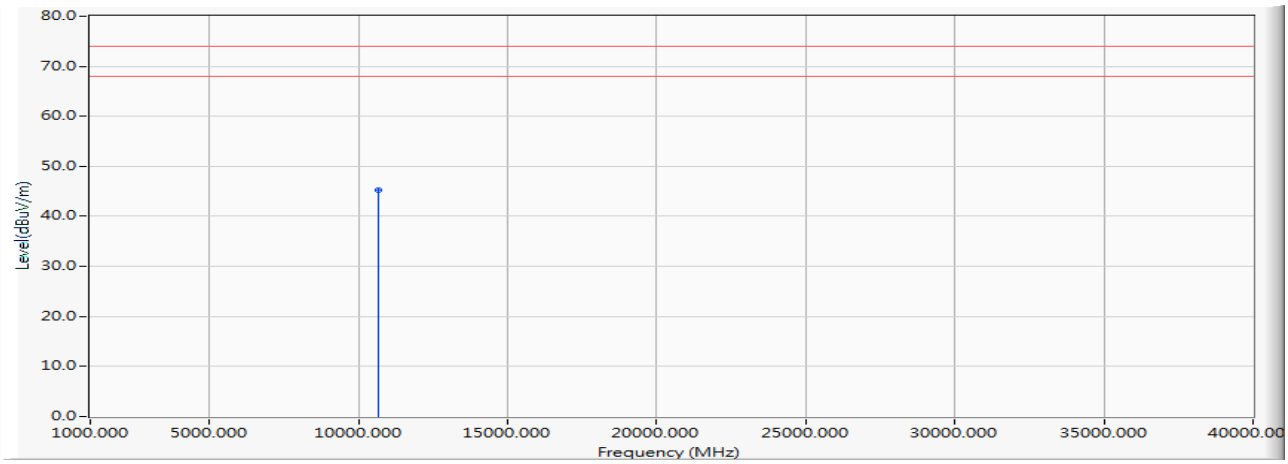

		Frequency (MHz)	Correct Factor (dB)	Reading Level (dBuV)	Measure Level (dBuV/m)	Margin (dB)	Limit (dBuV/m)	Detector Type
1	*	10640.000	0.316	44.960	45.276	-28.724	74.000	PEAK

Note:

1. All Readings below 1GHz are Quasi-Peak, above 1GHz are performed with peak and/or average measurements as necessary.
2. Measurement Level = Reading Level + Correct Factor.
3. Correct Factor = Antenna factor + Cable loss –Amplifier gain.
4. The average measurement was not performed when the peak measured data under the limit of average detection.
5. The emission levels of other frequencies are very lower than the limit and not show in test report.

Product	:	Intel® Wireless-AC 9560
Test Item	:	Harmonic Radiated Emission Data
Test Date	:	2019/01/03
Test Mode	:	Mode 3 MIMO: Transmit (802.11n-20BW_14.4Mbps)(5320MHz)

Vertical

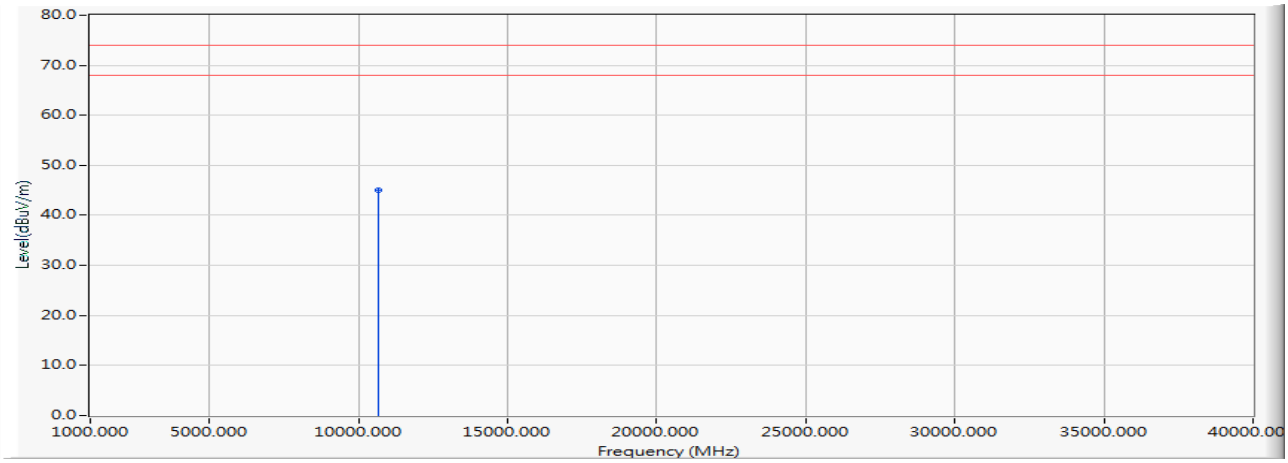

		Frequency (MHz)	Correct Factor (dB)	Reading Level (dBuV)	Measure Level (dBuV/m)	Margin (dB)	Limit (dBuV/m)	Detector Type
1	*	10640.000	0.709	44.290	44.999	-29.001	74.000	PEAK

Note:

1. All Readings below 1GHz are Quasi-Peak, above 1GHz are performed with peak and/or average measurements as necessary.
2. Measurement Level = Reading Level + Correct Factor.
3. Correct Factor = Antenna factor + Cable loss –Amplifier gain.
4. The average measurement was not performed when the peak measured data under the limit of average detection.
5. The emission levels of other frequencies are very lower than the limit and not show in test report.

Product : Intel® Wireless-AC 9560
Test Item : Harmonic Radiated Emission Data
Test Date : 2019/01/03
Test Mode : Mode 3 MIMO: Transmit (802.11n-20BW_14.4Mbps)(5500MHz)

Horizontal

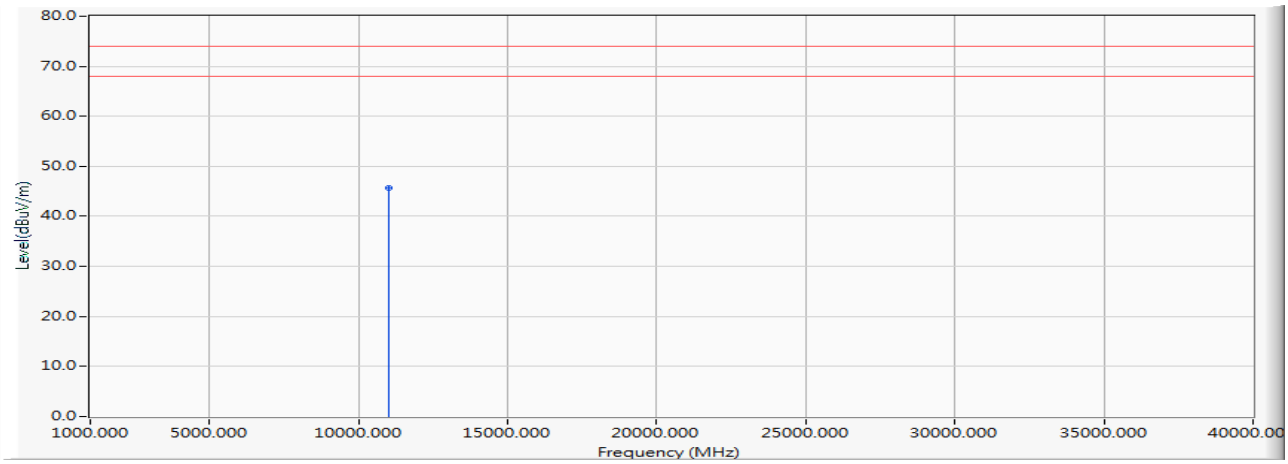

		Frequency (MHz)	Correct Factor (dB)	Reading Level (dBuV)	Measure Level (dBuV/m)	Margin (dB)	Limit (dBuV/m)	Detector Type
1	*	11000.000	1.709	43.900	45.609	-28.391	74.000	PEAK

Note:

1. All Readings below 1GHz are Quasi-Peak, above 1GHz are performed with peak and/or average measurements as necessary.
2. Measurement Level = Reading Level + Correct Factor.
3. Correct Factor = Antenna factor + Cable loss –Amplifier gain.
4. The average measurement was not performed when the peak measured data under the limit of average detection.
5. The emission levels of other frequencies are very lower than the limit and not show in test report.

Product	:	Intel® Wireless-AC 9560
Test Item	:	Harmonic Radiated Emission Data
Test Date	:	2019/01/03
Test Mode	:	Mode 3 MIMO: Transmit (802.11n-20BW_14.4Mbps)(5500MHz)

Vertical

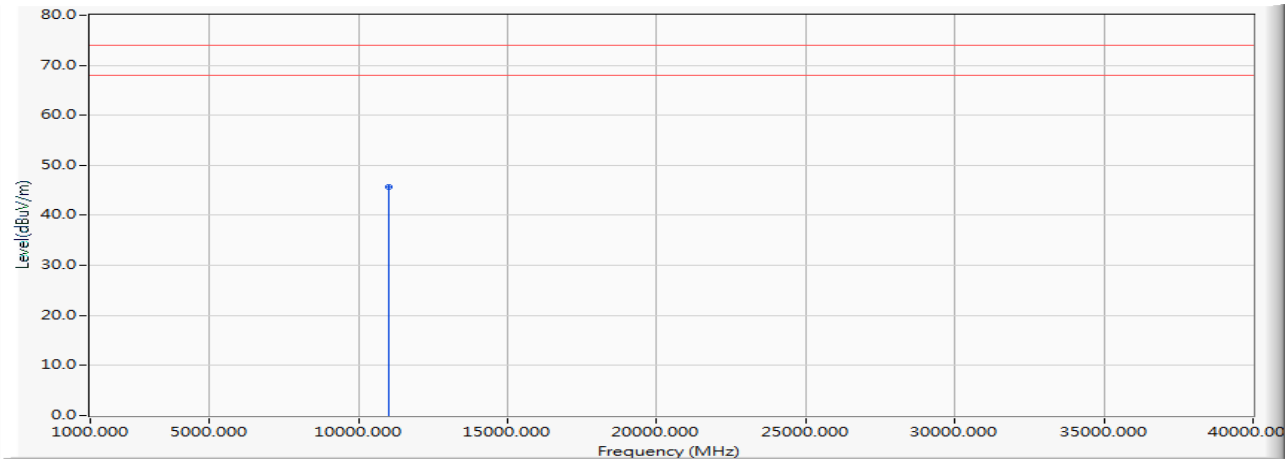

		Frequency (MHz)	Correct Factor (dB)	Reading Level (dBuV)	Measure Level (dBuV/m)	Margin (dB)	Limit (dBuV/m)	Detector Type
1	*	11000.000	2.442	43.190	45.631	-28.369	74.000	PEAK

Note:

1. All Readings below 1GHz are Quasi-Peak, above 1GHz are performed with peak and/or average measurements as necessary.
2. Measurement Level = Reading Level + Correct Factor.
3. Correct Factor = Antenna factor + Cable loss –Amplifier gain.
4. The average measurement was not performed when the peak measured data under the limit of average detection.
5. The emission levels of other frequencies are very lower than the limit and not show in test report.

Product	:	Intel® Wireless-AC 9560
Test Item	:	Harmonic Radiated Emission Data
Test Date	:	2019/01/03
Test Mode	:	Mode 3 MIMO: Transmit (802.11n-20BW_14.4Mbps)(5600MHz)

Horizontal

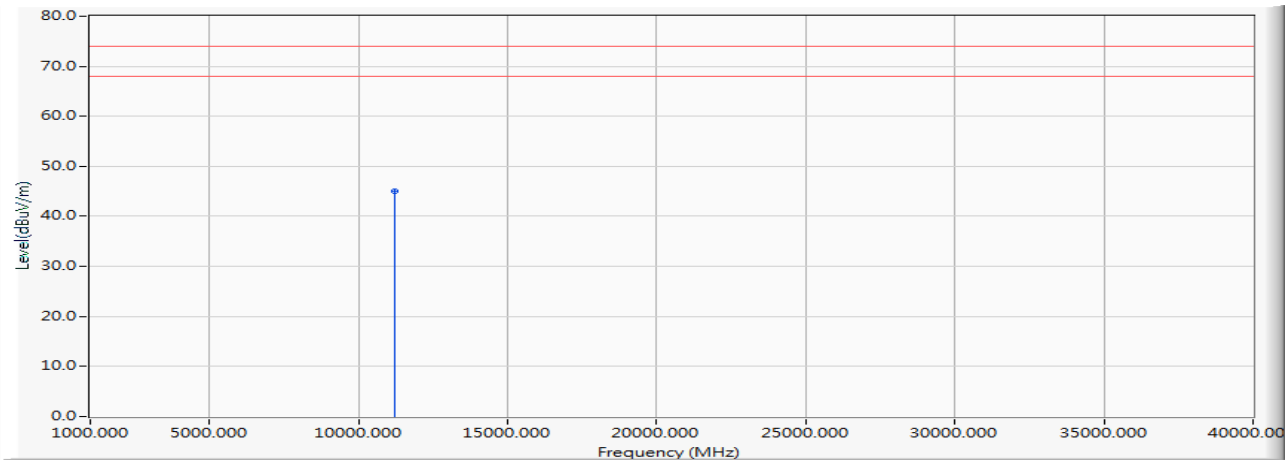

		Frequency (MHz)	Correct Factor (dB)	Reading Level (dBuV)	Measure Level (dBuV/m)	Margin (dB)	Limit (dBuV/m)	Detector Type
1	*	11200.000	2.286	42.650	44.936	-29.064	74.000	PEAK

Note:

1. All Readings below 1GHz are Quasi-Peak, above 1GHz are performed with peak and/or average measurements as necessary.
2. Measurement Level = Reading Level + Correct Factor.
3. Correct Factor = Antenna factor + Cable loss –Amplifier gain.
4. The average measurement was not performed when the peak measured data under the limit of average detection.
5. The emission levels of other frequencies are very lower than the limit and not show in test report.

Product	:	Intel® Wireless-AC 9560
Test Item	:	Harmonic Radiated Emission Data
Test Date	:	2019/01/03
Test Mode	:	Mode 3 MIMO: Transmit (802.11n-20BW_14.4Mbps)(5600MHz)

Vertical

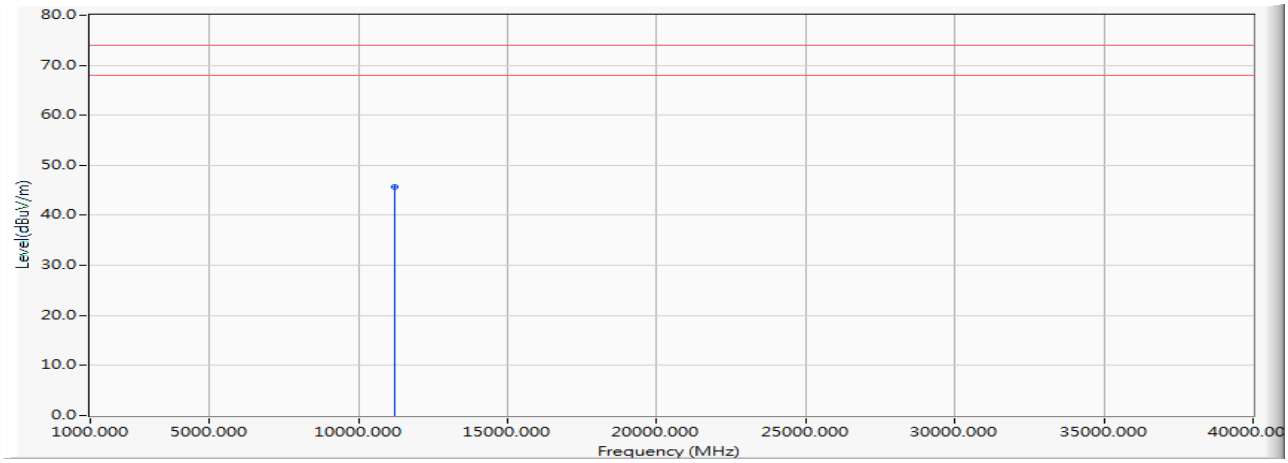

		Frequency (MHz)	Correct Factor (dB)	Reading Level (dBuV)	Measure Level (dBuV/m)	Margin (dB)	Limit (dBuV/m)	Detector Type
1	*	11200.000	3.356	42.400	45.756	-28.244	74.000	PEAK

Note:

1. All Readings below 1GHz are Quasi-Peak, above 1GHz are performed with peak and/or average measurements as necessary.
2. Measurement Level = Reading Level + Correct Factor.
3. Correct Factor = Antenna factor + Cable loss –Amplifier gain.
4. The average measurement was not performed when the peak measured data under the limit of average detection.
5. The emission levels of other frequencies are very lower than the limit and not show in test report.

Product : Intel® Wireless-AC 9560
Test Item : Harmonic Radiated Emission Data
Test Date : 2019/01/03
Test Mode : Mode 3 MIMO: Transmit (802.11n-20BW_14.4Mbps)(5700MHz)

Horizontal

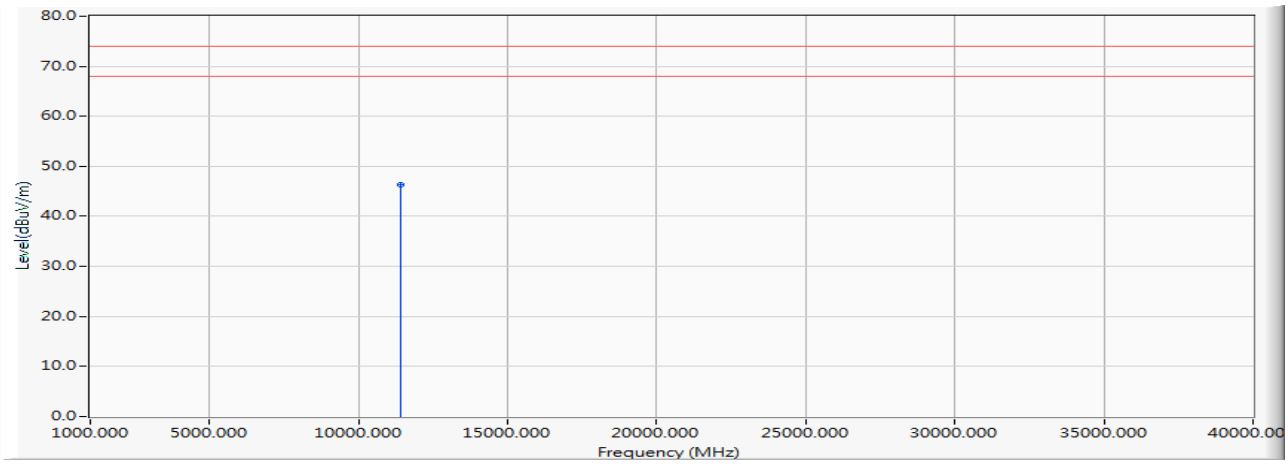

		Frequency (MHz)	Correct Factor (dB)	Reading Level (dBuV)	Measure Level (dBuV/m)	Margin (dB)	Limit (dBuV/m)	Detector Type
1	*	11400.000	2.101	44.250	46.352	-27.648	74.000	PEAK

Note:

1. All Readings below 1GHz are Quasi-Peak, above 1GHz are performed with peak and/or average measurements as necessary.
2. Measurement Level = Reading Level + Correct Factor.
3. Correct Factor = Antenna factor + Cable loss –Amplifier gain.
4. The average measurement was not performed when the peak measured data under the limit of average detection.
5. The emission levels of other frequencies are very lower than the limit and not show in test report.

Product	:	Intel® Wireless-AC 9560
Test Item	:	Harmonic Radiated Emission Data
Test Date	:	2019/01/03
Test Mode	:	Mode 3 MIMO: Transmit (802.11n-20BW_14.4Mbps)(5700MHz)

Vertical

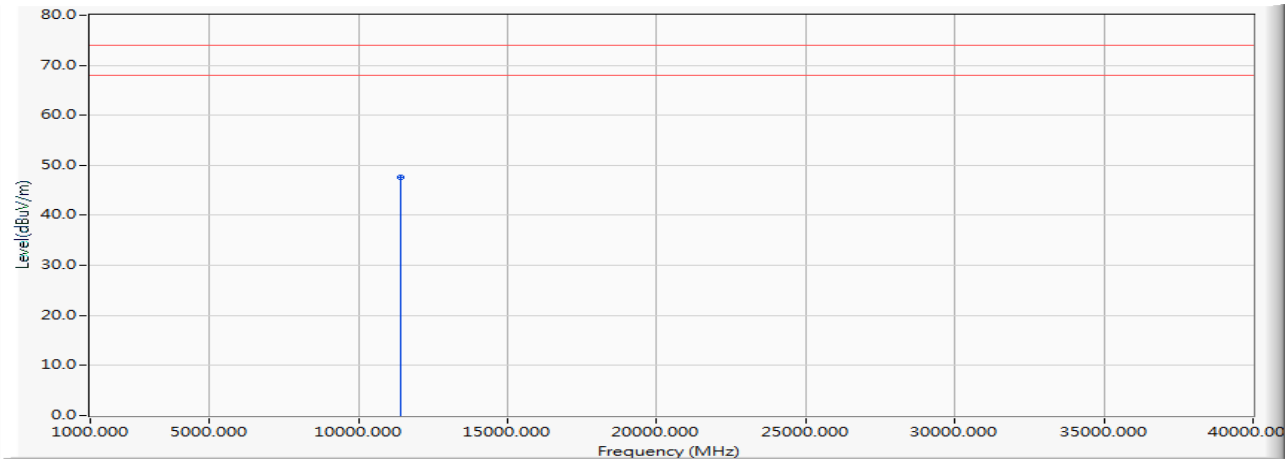

		Frequency (MHz)	Correct Factor (dB)	Reading Level (dBuV)	Measure Level (dBuV/m)	Margin (dB)	Limit (dBuV/m)	Detector Type
1	*	11400.000	2.709	44.920	47.629	-26.371	74.000	PEAK

Note:

1. All Readings below 1GHz are Quasi-Peak, above 1GHz are performed with peak and/or average measurements as necessary.
2. Measurement Level = Reading Level + Correct Factor.
3. Correct Factor = Antenna factor + Cable loss –Amplifier gain.
4. The average measurement was not performed when the peak measured data under the limit of average detection.
5. The emission levels of other frequencies are very lower than the limit and not show in test report.

Product	:	Intel® Wireless-AC 9560
Test Item	:	Harmonic Radiated Emission Data
Test Date	:	2019/01/03
Test Mode	:	Mode 3 MIMO: Transmit (802.11n-20BW_14.4Mbps)(5745MHz)

Horizontal

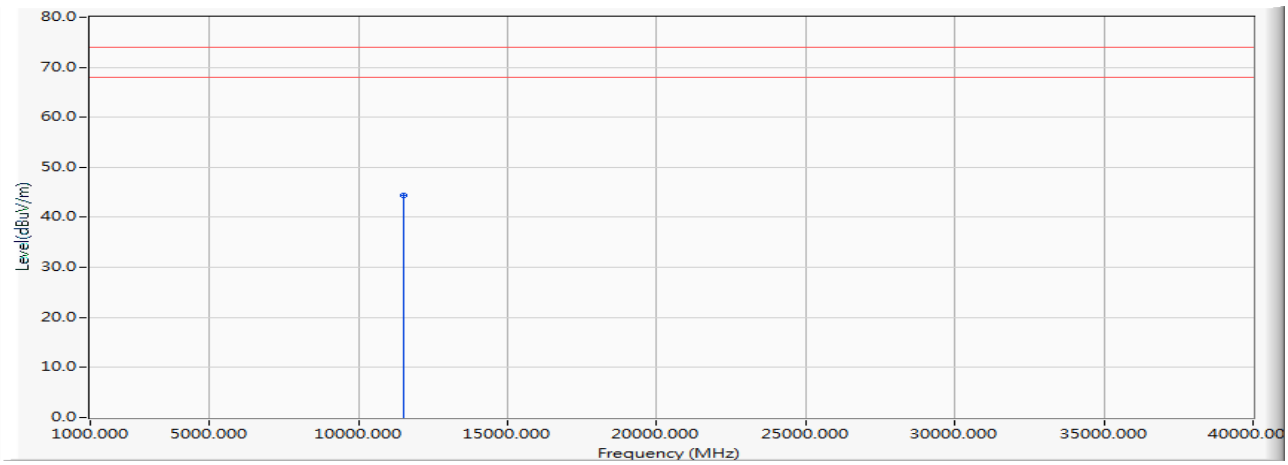

		Frequency (MHz)	Correct Factor (dB)	Reading Level (dBuV)	Measure Level (dBuV/m)	Margin (dB)	Limit (dBuV/m)	Detector Type
1	*	11490.000	2.672	41.820	44.492	-29.508	74.000	PEAK

Note:

1. All Readings below 1GHz are Quasi-Peak, above 1GHz are performed with peak and/or average measurements as necessary.
2. Measurement Level = Reading Level + Correct Factor.
3. Correct Factor = Antenna factor + Cable loss –Amplifier gain.
4. The average measurement was not performed when the peak measured data under the limit of average detection.
5. The emission levels of other frequencies are very lower than the limit and not show in test report.

Product	:	Intel® Wireless-AC 9560
Test Item	:	Harmonic Radiated Emission Data
Test Date	:	2019/01/03
Test Mode	:	Mode 3 MIMO: Transmit (802.11n-20BW_14.4Mbps)(5745MHz)

Vertical

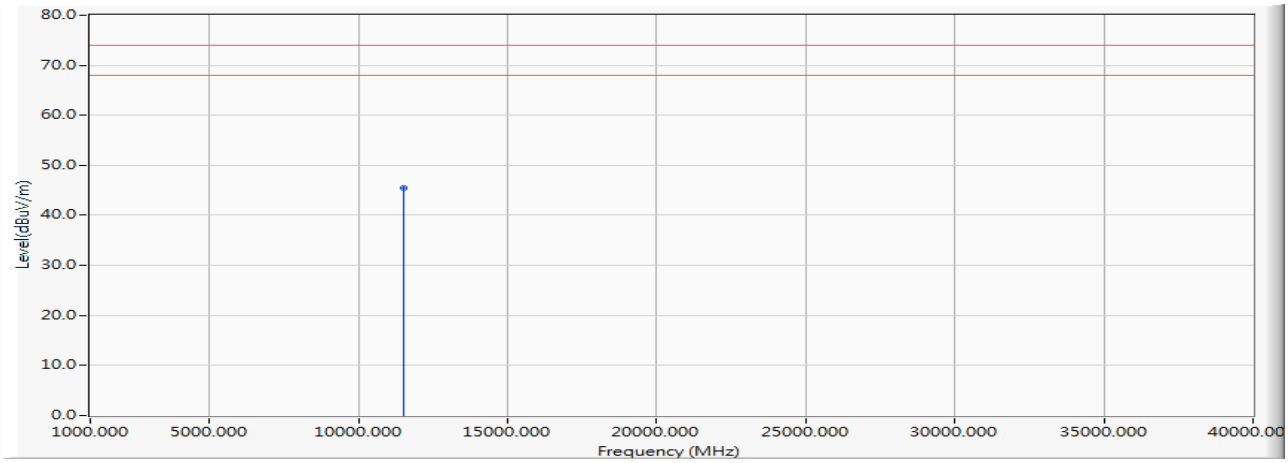

		Frequency (MHz)	Correct Factor (dB)	Reading Level (dBuV)	Measure Level (dBuV/m)	Margin (dB)	Limit (dBuV/m)	Detector Type
1	*	11490.000	3.600	41.800	45.400	-28.600	74.000	PEAK

Note:

1. All Readings below 1GHz are Quasi-Peak, above 1GHz are performed with peak and/or average measurements as necessary.
2. Measurement Level = Reading Level + Correct Factor.
3. Correct Factor = Antenna factor + Cable loss –Amplifier gain.
4. The average measurement was not performed when the peak measured data under the limit of average detection.
5. The emission levels of other frequencies are very lower than the limit and not show in test report.

Product	:	Intel® Wireless-AC 9560
Test Item	:	Harmonic Radiated Emission Data
Test Date	:	2019/01/03
Test Mode	:	Mode 3 MIMO: Transmit (802.11n-20BW_14.4Mbps)(5785MHz)

Horizontal

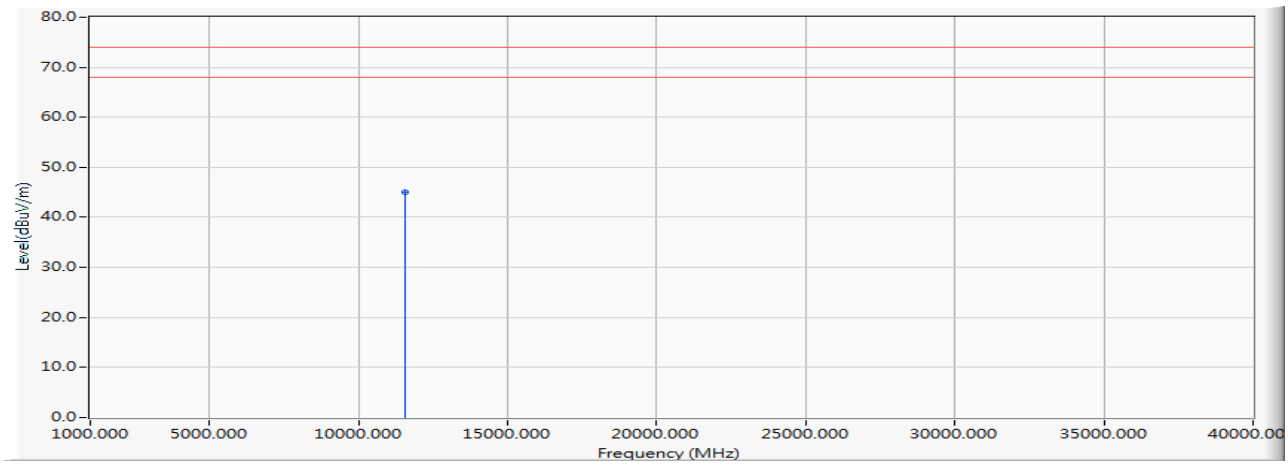

		Frequency (MHz)	Correct Factor (dB)	Reading Level (dBuV)	Measure Level (dBuV/m)	Margin (dB)	Limit (dBuV/m)	Detector Type
1	*	11570.000	2.336	42.600	44.936	-29.064	74.000	PEAK

Note:

1. All Readings below 1GHz are Quasi-Peak, above 1GHz are performed with peak and/or average measurements as necessary.
2. Measurement Level = Reading Level + Correct Factor.
3. Correct Factor = Antenna factor + Cable loss –Amplifier gain.
4. The average measurement was not performed when the peak measured data under the limit of average detection.
5. The emission levels of other frequencies are very lower than the limit and not show in test report.

Product	:	Intel® Wireless-AC 9560
Test Item	:	Harmonic Radiated Emission Data
Test Date	:	2019/01/03
Test Mode	:	Mode 3 MIMO: Transmit (802.11n-20BW_14.4Mbps)(5785MHz)

Vertical

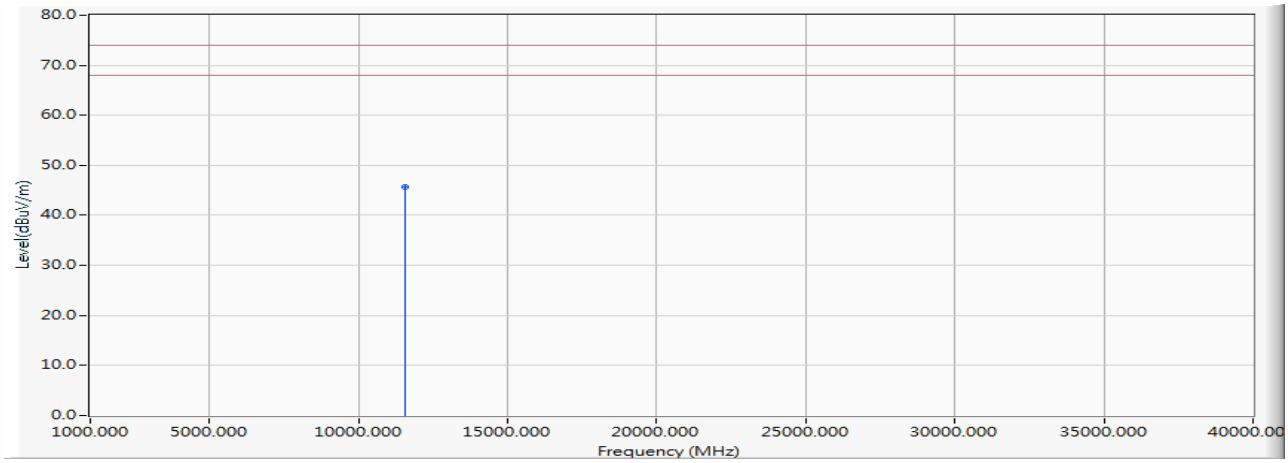

		Frequency (MHz)	Correct Factor (dB)	Reading Level (dBuV)	Measure Level (dBuV/m)	Margin (dB)	Limit (dBuV/m)	Detector Type
1	*	11570.000	3.225	42.470	45.694	-28.306	74.000	PEAK

Note:

1. All Readings below 1GHz are Quasi-Peak, above 1GHz are performed with peak and/or average measurements as necessary.
2. Measurement Level = Reading Level + Correct Factor.
3. Correct Factor = Antenna factor + Cable loss –Amplifier gain.
4. The average measurement was not performed when the peak measured data under the limit of average detection.
5. The emission levels of other frequencies are very lower than the limit and not show in test report.

Product	:	Intel® Wireless-AC 9560
Test Item	:	Harmonic Radiated Emission Data
Test Date	:	2019/01/03
Test Mode	:	Mode 3 MIMO: Transmit (802.11n-20BW_14.4Mbps)(5825MHz)

Horizontal

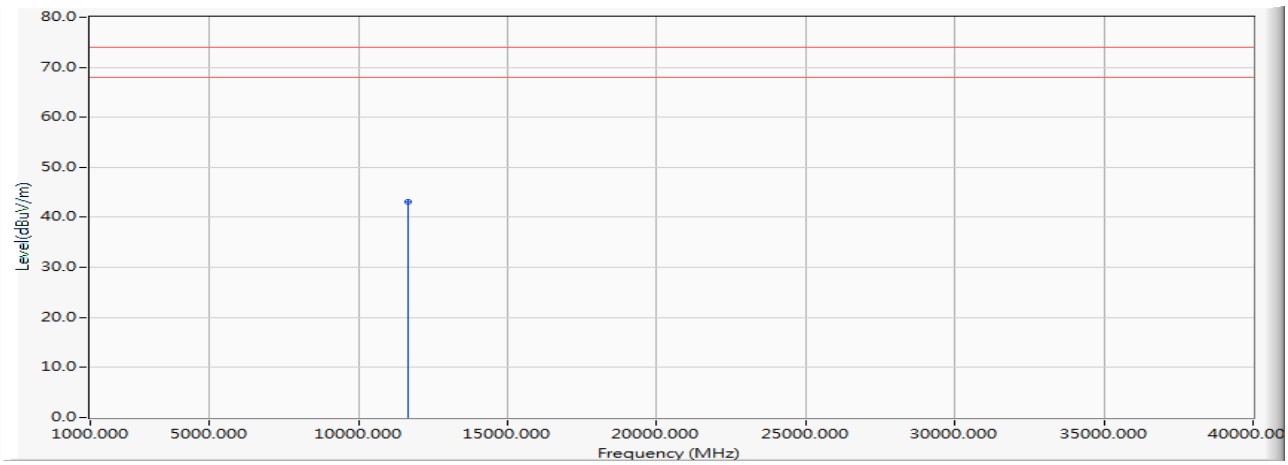

		Frequency (MHz)	Correct Factor (dB)	Reading Level (dBuV)	Measure Level (dBuV/m)	Margin (dB)	Limit (dBuV/m)	Detector Type
1	*	11650.000	1.608	41.590	43.199	-30.801	74.000	PEAK

Note:

1. All Readings below 1GHz are Quasi-Peak, above 1GHz are performed with peak and/or average measurements as necessary.
2. Measurement Level = Reading Level + Correct Factor.
3. Correct Factor = Antenna factor + Cable loss –Amplifier gain.
4. The average measurement was not performed when the peak measured data under the limit of average detection.
5. The emission levels of other frequencies are very lower than the limit and not show in test report.

Product	:	Intel® Wireless-AC 9560
Test Item	:	Harmonic Radiated Emission Data
Test Date	:	2019/01/03
Test Mode	:	Mode 3 MIMO: Transmit (802.11n-20BW_14.4Mbps)(5825MHz)

Vertical

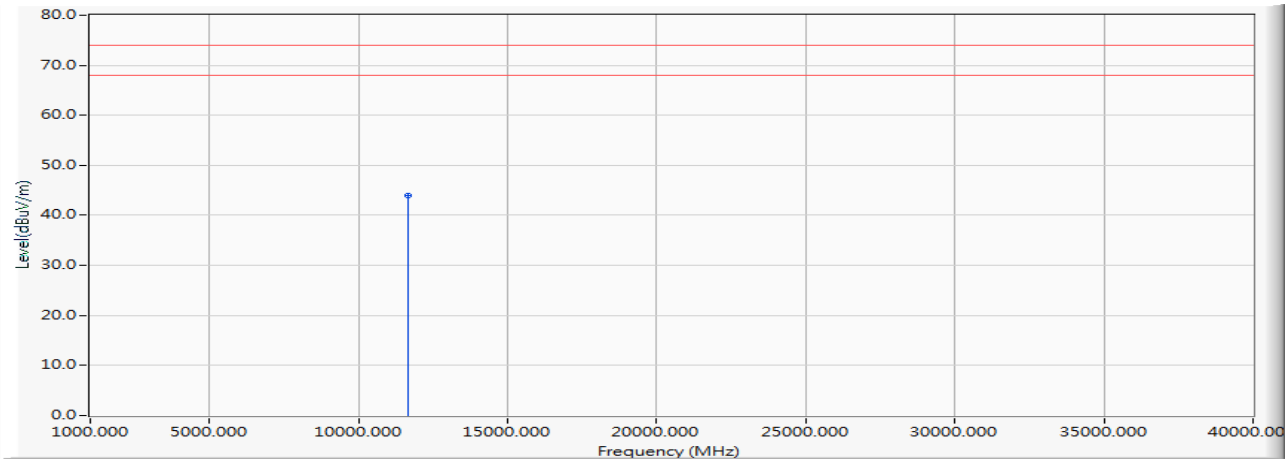

		Frequency (MHz)	Correct Factor (dB)	Reading Level (dBuV)	Measure Level (dBuV/m)	Margin (dB)	Limit (dBuV/m)	Detector Type
1	*	11650.000	2.724	41.260	43.985	-30.015	74.000	PEAK

Note:

1. All Readings below 1GHz are Quasi-Peak, above 1GHz are performed with peak and/or average measurements as necessary.
2. Measurement Level = Reading Level + Correct Factor.
3. Correct Factor = Antenna factor + Cable loss –Amplifier gain.
4. The average measurement was not performed when the peak measured data under the limit of average detection.
5. The emission levels of other frequencies are very lower than the limit and not show in test report.

Product	:	Intel® Wireless-AC 9560
Test Item	:	Harmonic Radiated Emission Data
Test Date	:	2019/01/03
Test Mode	:	Mode 3 MIMO: Transmit (802.11n-40BW_30Mbps)(5190MHz)

Horizontal

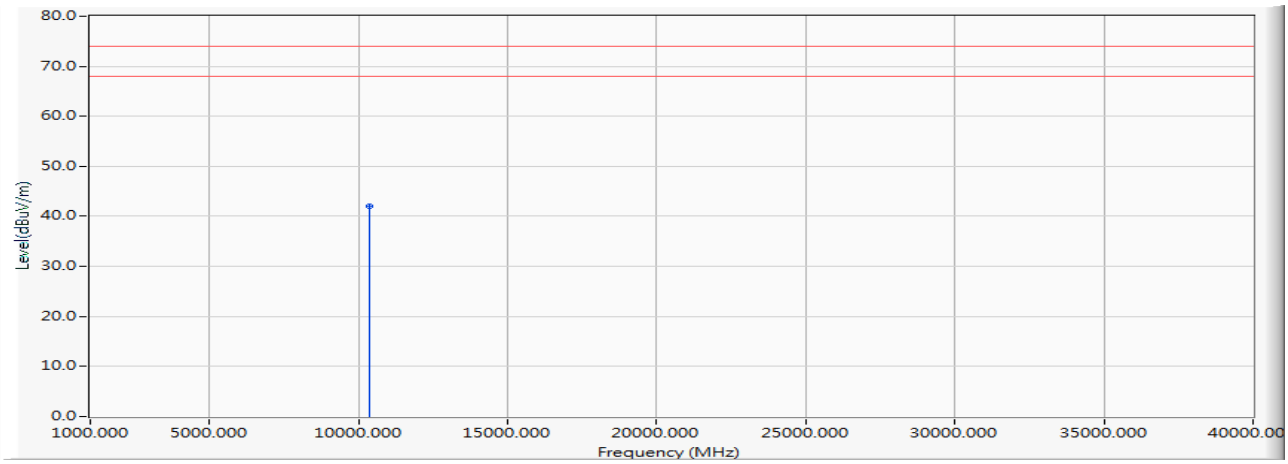

		Frequency (MHz)	Correct Factor (dB)	Reading Level (dBuV)	Measure Level (dBuV/m)	Margin (dB)	Limit (dBuV/m)	Detector Type
1	*	10380.000	-2.167	44.170	42.003	-31.997	74.000	PEAK

Note:

1. All Readings below 1GHz are Quasi-Peak, above 1GHz are performed with peak and/or average measurements as necessary.
2. Measurement Level = Reading Level + Correct Factor.
3. Correct Factor = Antenna factor + Cable loss –Amplifier gain.
4. The average measurement was not performed when the peak measured data under the limit of average detection.
5. The emission levels of other frequencies are very lower than the limit and not show in test report.

Product	:	Intel® Wireless-AC 9560
Test Item	:	Harmonic Radiated Emission Data
Test Date	:	2019/01/03
Test Mode	:	Mode 3 MIMO: Transmit (802.11n-40BW_30Mbps)(5190MHz)

Vertical

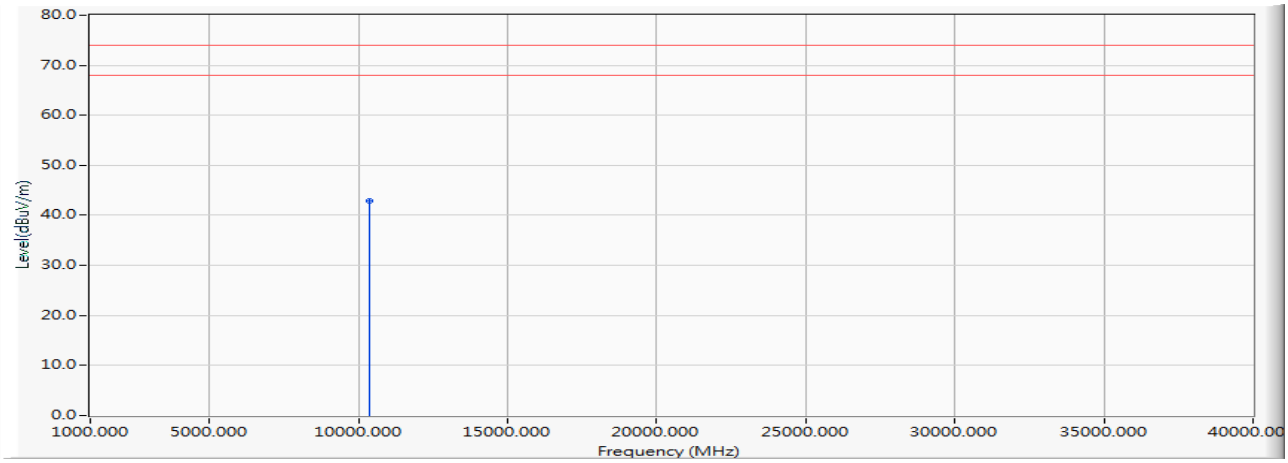

		Frequency (MHz)	Correct Factor (dB)	Reading Level (dBuV)	Measure Level (dBuV/m)	Margin (dB)	Limit (dBuV/m)	Detector Type
1	*	10380.000	-1.310	44.270	42.960	-31.040	74.000	PEAK

Note:

1. All Readings below 1GHz are Quasi-Peak, above 1GHz are performed with peak and/or average measurements as necessary.
2. Measurement Level = Reading Level + Correct Factor.
3. Correct Factor = Antenna factor + Cable loss –Amplifier gain.
4. The average measurement was not performed when the peak measured data under the limit of average detection.
5. The emission levels of other frequencies are very lower than the limit and not show in test report.

Product	:	Intel® Wireless-AC 9560
Test Item	:	Harmonic Radiated Emission Data
Test Date	:	2019/01/03
Test Mode	:	Mode 3 MIMO: Transmit (802.11n-40BW_30Mbps)(5230MHz)

Horizontal

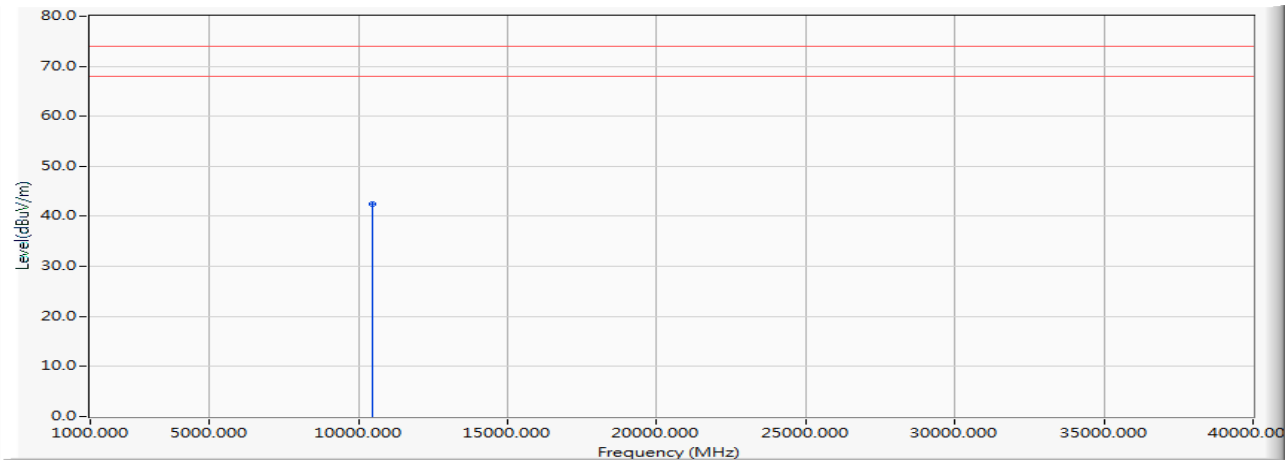

		Frequency (MHz)	Correct Factor (dB)	Reading Level (dBuV)	Measure Level (dBuV/m)	Margin (dB)	Limit (dBuV/m)	Detector Type
1	*	10460.000	-1.343	43.760	42.416	-31.584	74.000	PEAK

Note:

1. All Readings below 1GHz are Quasi-Peak, above 1GHz are performed with peak and/or average measurements as necessary.
2. Measurement Level = Reading Level + Correct Factor.
3. Correct Factor = Antenna factor + Cable loss –Amplifier gain.
4. The average measurement was not performed when the peak measured data under the limit of average detection.
5. The emission levels of other frequencies are very lower than the limit and not show in test report.

Product	:	Intel® Wireless-AC 9560
Test Item	:	Harmonic Radiated Emission Data
Test Date	:	2019/01/03
Test Mode	:	Mode 3 MIMO: Transmit (802.11n-40BW_30Mbps)(5230MHz)

Vertical

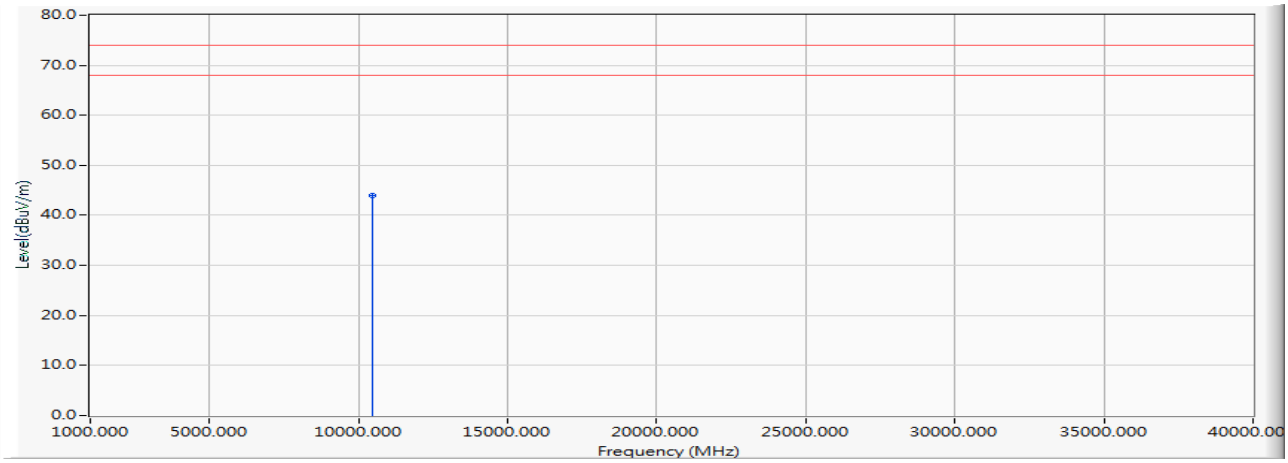

		Frequency (MHz)	Correct Factor (dB)	Reading Level (dBuV)	Measure Level (dBuV/m)	Margin (dB)	Limit (dBuV/m)	Detector Type
1	*	10460.000	-0.418	44.410	43.991	-30.009	74.000	PEAK

Note:

1. All Readings below 1GHz are Quasi-Peak, above 1GHz are performed with peak and/or average measurements as necessary.
2. Measurement Level = Reading Level + Correct Factor.
3. Correct Factor = Antenna factor + Cable loss –Amplifier gain.
4. The average measurement was not performed when the peak measured data under the limit of average detection.
5. The emission levels of other frequencies are very lower than the limit and not show in test report.

Product	:	Intel® Wireless-AC 9560
Test Item	:	Harmonic Radiated Emission Data
Test Date	:	2019/01/03
Test Mode	:	Mode 3 MIMO: Transmit (802.11n-40BW_30Mbps)(5270MHz)

Horizontal

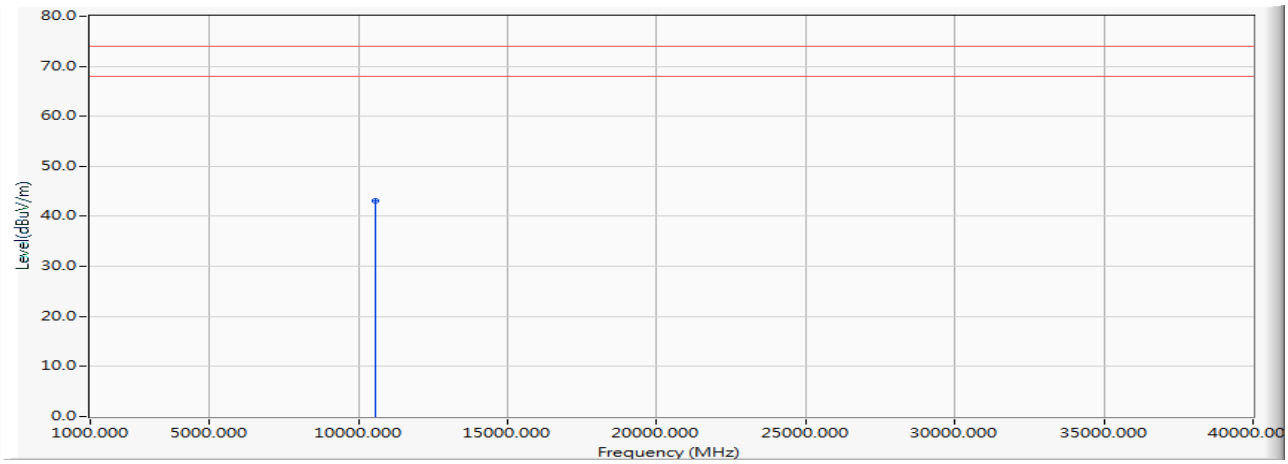

		Frequency (MHz)	Correct Factor (dB)	Reading Level (dBuV)	Measure Level (dBuV/m)	Margin (dB)	Limit (dBuV/m)	Detector Type
1	*	10540.000	-0.344	43.360	43.016	-30.984	74.000	PEAK

Note:

1. All Readings below 1GHz are Quasi-Peak, above 1GHz are performed with peak and/or average measurements as necessary.
2. Measurement Level = Reading Level + Correct Factor.
3. Correct Factor = Antenna factor + Cable loss –Amplifier gain.
4. The average measurement was not performed when the peak measured data under the limit of average detection.
5. The emission levels of other frequencies are very lower than the limit and not show in test report.

Product	:	Intel® Wireless-AC 9560
Test Item	:	Harmonic Radiated Emission Data
Test Date	:	2019/01/03
Test Mode	:	Mode 3 MIMO: Transmit (802.11n-40BW_30Mbps)(5270MHz)

Vertical

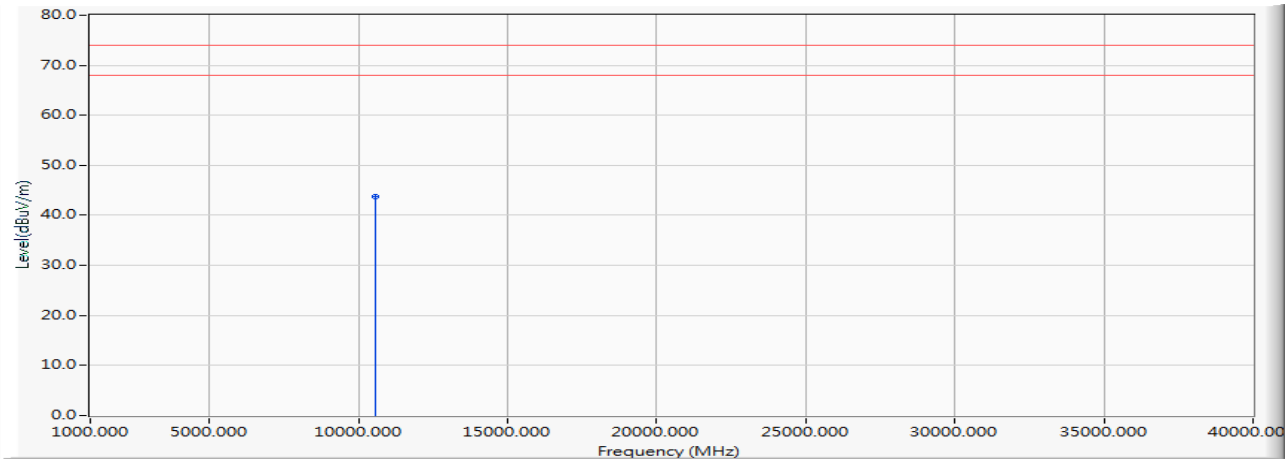

		Frequency (MHz)	Correct Factor (dB)	Reading Level (dBuV)	Measure Level (dBuV/m)	Margin (dB)	Limit (dBuV/m)	Detector Type
1	*	10540.000	0.334	43.410	43.744	-30.256	74.000	PEAK

Note:

1. All Readings below 1GHz are Quasi-Peak, above 1GHz are performed with peak and/or average measurements as necessary.
2. Measurement Level = Reading Level + Correct Factor.
3. Correct Factor = Antenna factor + Cable loss –Amplifier gain.
4. The average measurement was not performed when the peak measured data under the limit of average detection.
5. The emission levels of other frequencies are very lower than the limit and not show in test report.

Product : Intel® Wireless-AC 9560
Test Item : Harmonic Radiated Emission Data
Test Date : 2019/01/03
Test Mode : Mode 3 MIMO: Transmit (802.11n-40BW_30Mbps)(5310MHz)

Horizontal

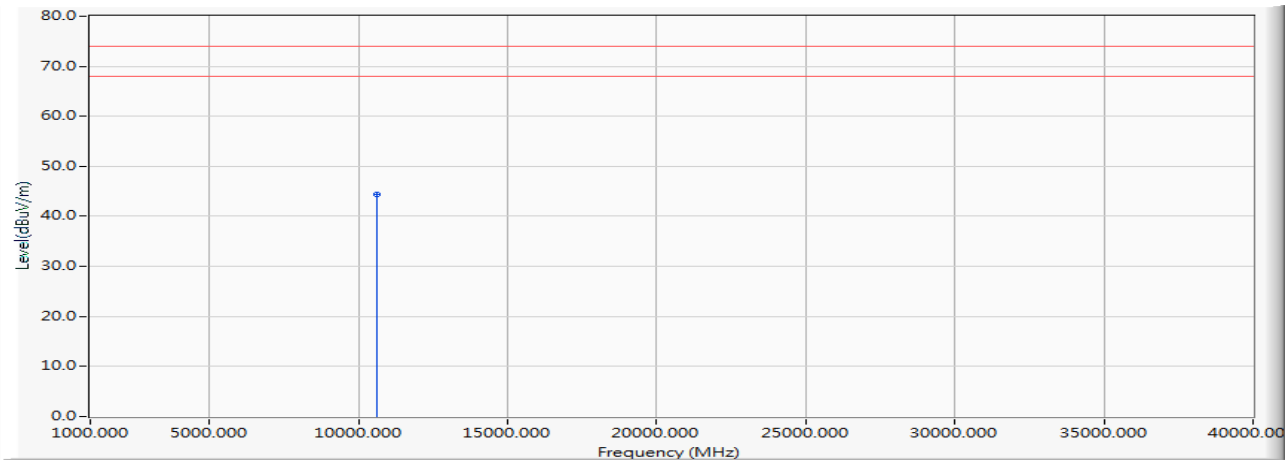

		Frequency (MHz)	Correct Factor (dB)	Reading Level (dBuV)	Measure Level (dBuV/m)	Margin (dB)	Limit (dBuV/m)	Detector Type
1	*	10620.000	0.331	44.160	44.491	-29.509	74.000	PEAK

Note:

1. All Readings below 1GHz are Quasi-Peak, above 1GHz are performed with peak and/or average measurements as necessary.
2. Measurement Level = Reading Level + Correct Factor.
3. Correct Factor = Antenna factor + Cable loss –Amplifier gain.
4. The average measurement was not performed when the peak measured data under the limit of average detection.
5. The emission levels of other frequencies are very lower than the limit and not show in test report.

Product	:	Intel® Wireless-AC 9560
Test Item	:	Harmonic Radiated Emission Data
Test Date	:	2019/01/03
Test Mode	:	Mode 3 MIMO: Transmit (802.11n-40BW_30Mbps)(5310MHz)

Vertical

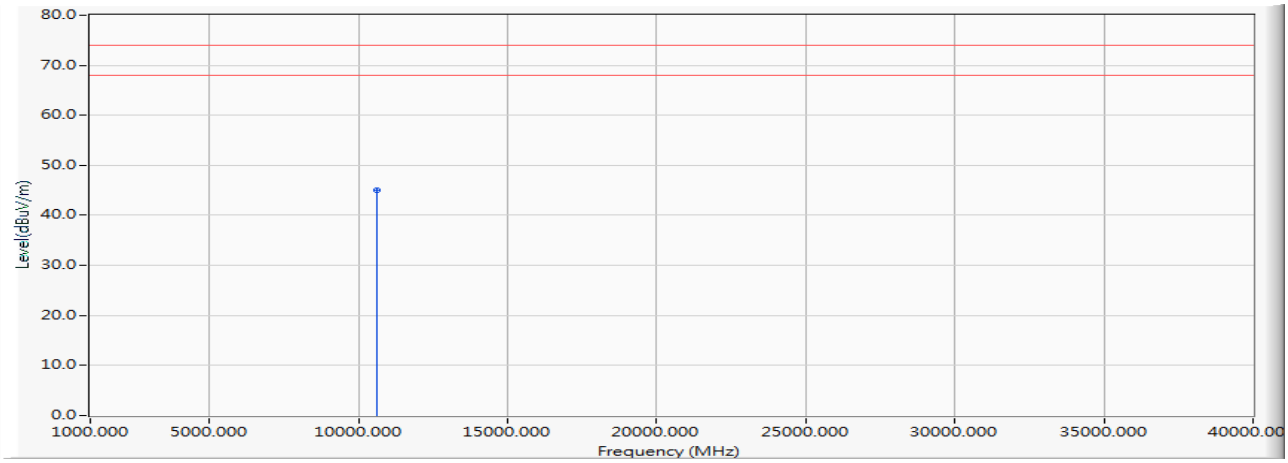

		Frequency (MHz)	Correct Factor (dB)	Reading Level (dBuV)	Measure Level (dBuV/m)	Margin (dB)	Limit (dBuV/m)	Detector Type
1	*	10620.000	0.678	44.450	45.128	-28.872	74.000	PEAK

Note:

1. All Readings below 1GHz are Quasi-Peak, above 1GHz are performed with peak and/or average measurements as necessary.
2. Measurement Level = Reading Level + Correct Factor.
3. Correct Factor = Antenna factor + Cable loss –Amplifier gain.
4. The average measurement was not performed when the peak measured data under the limit of average detection.
5. The emission levels of other frequencies are very lower than the limit and not show in test report.

Product : Intel® Wireless-AC 9560
Test Item : Harmonic Radiated Emission Data
Test Date : 2019/01/03
Test Mode : Mode 3 MIMO: Transmit (802.11n-40BW_30Mbps)(5510MHz)

Horizontal

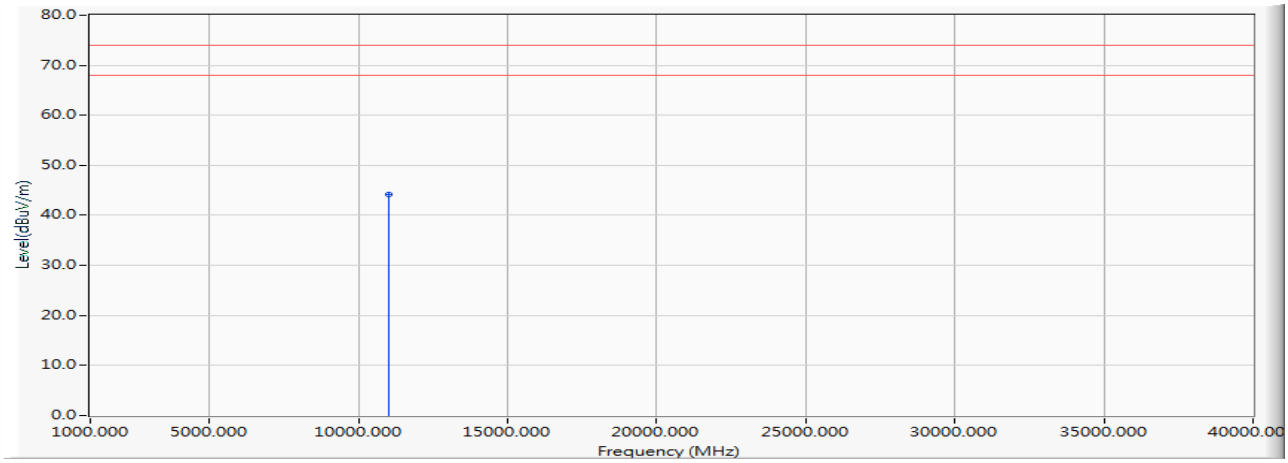

		Frequency (MHz)	Correct Factor (dB)	Reading Level (dBuV)	Measure Level (dBuV/m)	Margin (dB)	Limit (dBuV/m)	Detector Type
1	*	11020.000	1.816	42.360	44.175	-29.825	74.000	PEAK

Note:

1. All Readings below 1GHz are Quasi-Peak, above 1GHz are performed with peak and/or average measurements as necessary.
2. Measurement Level = Reading Level + Correct Factor.
3. Correct Factor = Antenna factor + Cable loss –Amplifier gain.
4. The average measurement was not performed when the peak measured data under the limit of average detection.
5. The emission levels of other frequencies are very lower than the limit and not show in test report.

Product	:	Intel® Wireless-AC 9560
Test Item	:	Harmonic Radiated Emission Data
Test Date	:	2019/01/03
Test Mode	:	Mode 3 MIMO: Transmit (802.11n-40BW_30Mbps)(5510MHz)

Vertical

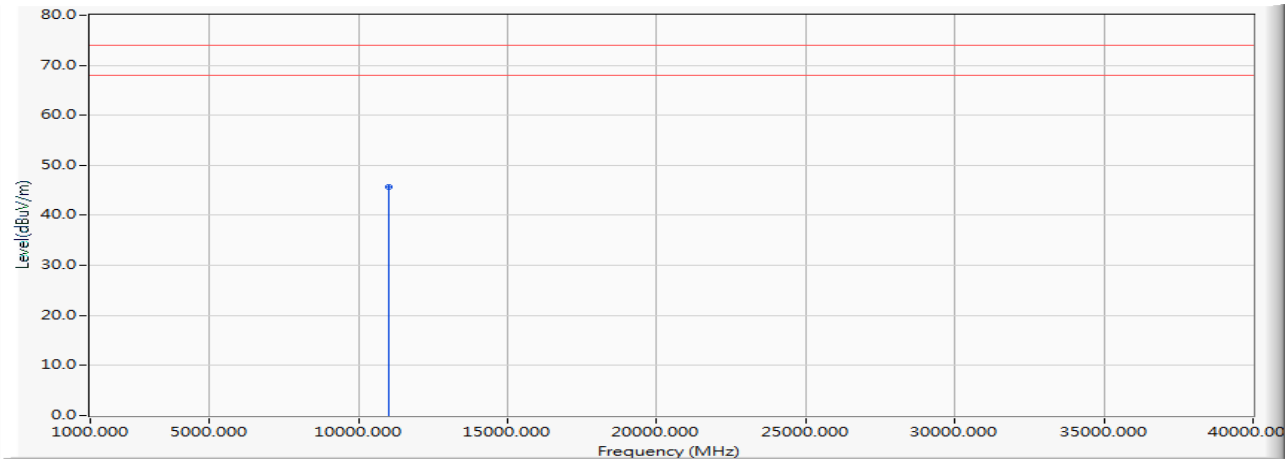

		Frequency (MHz)	Correct Factor (dB)	Reading Level (dBuV)	Measure Level (dBuV/m)	Margin (dB)	Limit (dBuV/m)	Detector Type
1	*	11020.000	2.566	43.220	45.786	-28.214	74.000	PEAK

Note:

1. All Readings below 1GHz are Quasi-Peak, above 1GHz are performed with peak and/or average measurements as necessary.
2. Measurement Level = Reading Level + Correct Factor.
3. Correct Factor = Antenna factor + Cable loss –Amplifier gain.
4. The average measurement was not performed when the peak measured data under the limit of average detection.
5. The emission levels of other frequencies are very lower than the limit and not show in test report.

Product	:	Intel® Wireless-AC 9560
Test Item	:	Harmonic Radiated Emission Data
Test Date	:	2019/01/03
Test Mode	:	Mode 3 MIMO: Transmit (802.11n-40BW_30Mbps)(5590MHz)

Horizontal

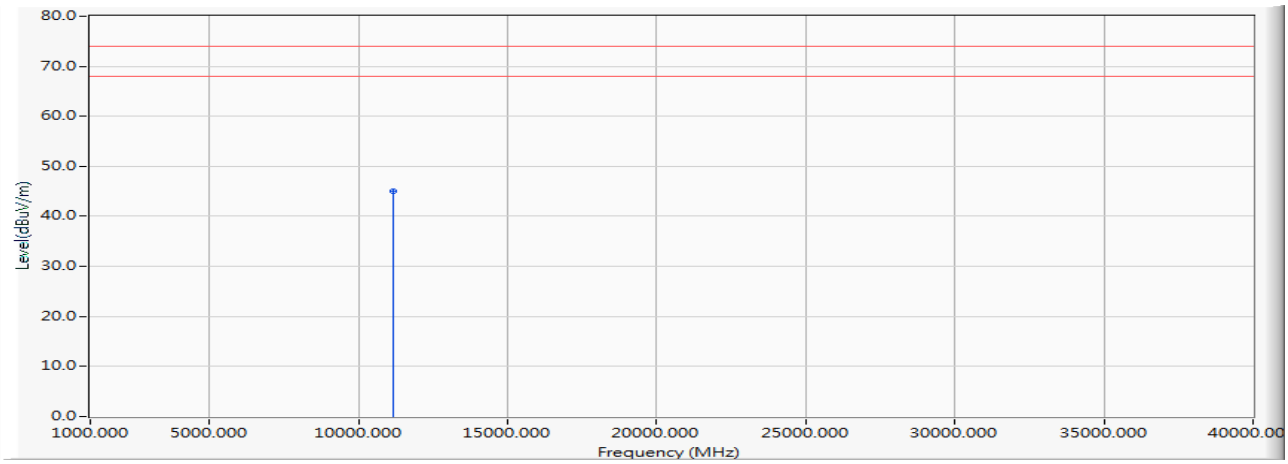

		Frequency (MHz)	Correct Factor (dB)	Reading Level (dBuV)	Measure Level (dBuV/m)	Margin (dB)	Limit (dBuV/m)	Detector Type
1	*	11180.000	2.255	42.740	44.994	-29.006	74.000	PEAK

Note:

1. All Readings below 1GHz are Quasi-Peak, above 1GHz are performed with peak and/or average measurements as necessary.
2. Measurement Level = Reading Level + Correct Factor.
3. Correct Factor = Antenna factor + Cable loss –Amplifier gain.
4. The average measurement was not performed when the peak measured data under the limit of average detection.
5. The emission levels of other frequencies are very lower than the limit and not show in test report.

Product	:	Intel® Wireless-AC 9560
Test Item	:	Harmonic Radiated Emission Data
Test Date	:	2019/01/03
Test Mode	:	Mode 3 MIMO: Transmit (802.11n-40BW_30Mbps)(5590MHz)

Vertical

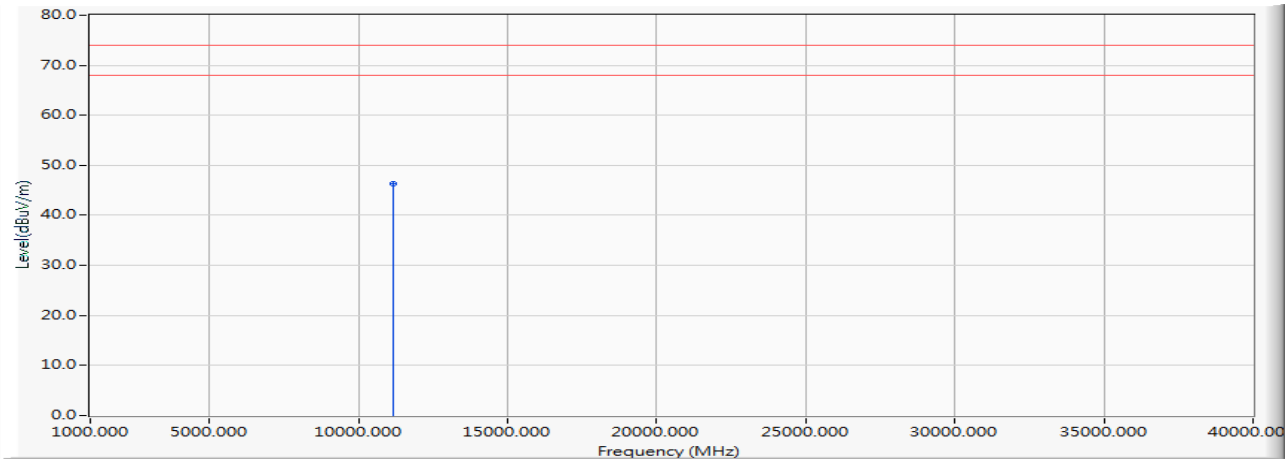

		Frequency (MHz)	Correct Factor (dB)	Reading Level (dBuV)	Measure Level (dBuV/m)	Margin (dB)	Limit (dBuV/m)	Detector Type
1	*	11180.000	3.279	42.950	46.229	-27.771	74.000	PEAK

Note:

1. All Readings below 1GHz are Quasi-Peak, above 1GHz are performed with peak and/or average measurements as necessary.
2. Measurement Level = Reading Level + Correct Factor.
3. Correct Factor = Antenna factor + Cable loss –Amplifier gain.
4. The average measurement was not performed when the peak measured data under the limit of average detection.
5. The emission levels of other frequencies are very lower than the limit and not show in test report.

Product	:	Intel® Wireless-AC 9560
Test Item	:	Harmonic Radiated Emission Data
Test Date	:	2019/01/03
Test Mode	:	Mode 3 MIMO: Transmit (802.11n-40BW_30Mbps)(5670MHz)

Horizontal

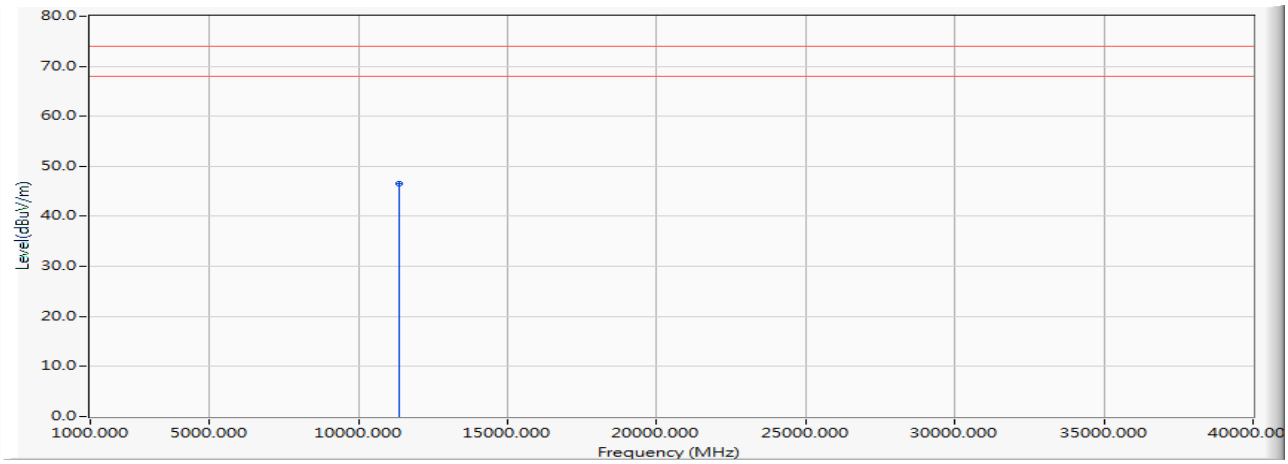

		Frequency (MHz)	Correct Factor (dB)	Reading Level (dBuV)	Measure Level (dBuV/m)	Margin (dB)	Limit (dBuV/m)	Detector Type
1	*	11340.000	1.996	44.550	46.545	-27.455	74.000	PEAK

Note:

1. All Readings below 1GHz are Quasi-Peak, above 1GHz are performed with peak and/or average measurements as necessary.
2. Measurement Level = Reading Level + Correct Factor.
3. Correct Factor = Antenna factor + Cable loss –Amplifier gain.
4. The average measurement was not performed when the peak measured data under the limit of average detection.
5. The emission levels of other frequencies are very lower than the limit and not show in test report.

Product	:	Intel® Wireless-AC 9560
Test Item	:	Harmonic Radiated Emission Data
Test Date	:	2019/01/03
Test Mode	:	Mode 3 MIMO: Transmit (802.11n-40BW_30Mbps)(5670MHz)

Vertical

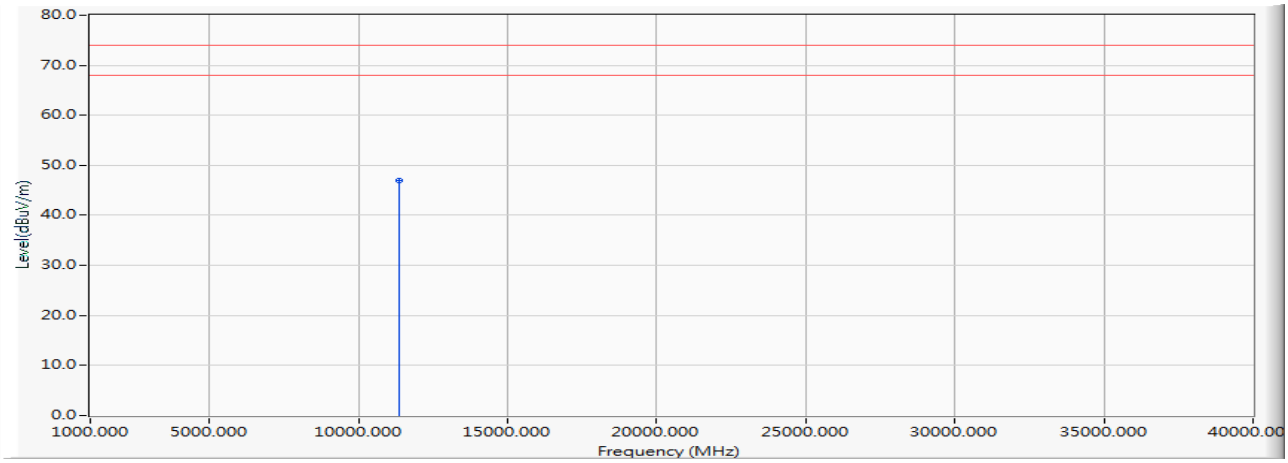

		Frequency (MHz)	Correct Factor (dB)	Reading Level (dBuV)	Measure Level (dBuV/m)	Margin (dB)	Limit (dBuV/m)	Detector Type
1	*	11340.000	2.755	44.270	47.025	-26.975	74.000	PEAK

Note:

1. All Readings below 1GHz are Quasi-Peak, above 1GHz are performed with peak and/or average measurements as necessary.
2. Measurement Level = Reading Level + Correct Factor.
3. Correct Factor = Antenna factor + Cable loss –Amplifier gain.
4. The average measurement was not performed when the peak measured data under the limit of average detection.
5. The emission levels of other frequencies are very lower than the limit and not show in test report.

Product	:	Intel® Wireless-AC 9560
Test Item	:	Harmonic Radiated Emission Data
Test Date	:	2019/01/03
Test Mode	:	Mode 3 MIMO: Transmit (802.11n-40BW_30Mbps)(5755MHz)

Horizontal

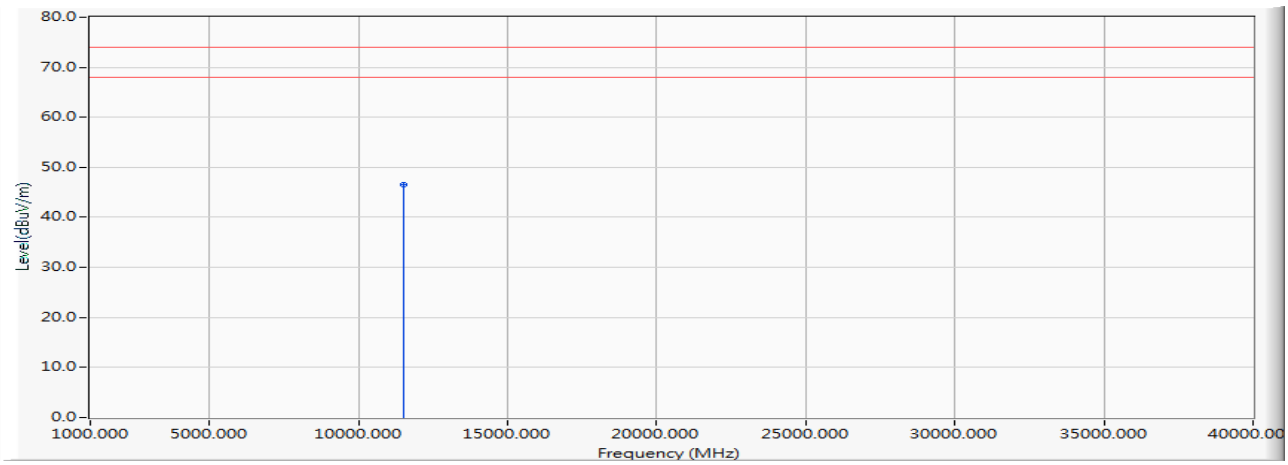

		Frequency (MHz)	Correct Factor (dB)	Reading Level (dBuV)	Measure Level (dBuV/m)	Margin (dB)	Limit (dBuV/m)	Detector Type
1	*	11510.000	2.683	43.930	46.613	-27.387	74.000	PEAK

Note:

1. All Readings below 1GHz are Quasi-Peak, above 1GHz are performed with peak and/or average measurements as necessary.
2. Measurement Level = Reading Level + Correct Factor.
3. Correct Factor = Antenna factor + Cable loss –Amplifier gain.
4. The average measurement was not performed when the peak measured data under the limit of average detection.
5. The emission levels of other frequencies are very lower than the limit and not show in test report.

Product	:	Intel® Wireless-AC 9560
Test Item	:	Harmonic Radiated Emission Data
Test Date	:	2019/01/03
Test Mode	:	Mode 3 MIMO: Transmit (802.11n-40BW_30Mbps)(5755MHz)

Vertical

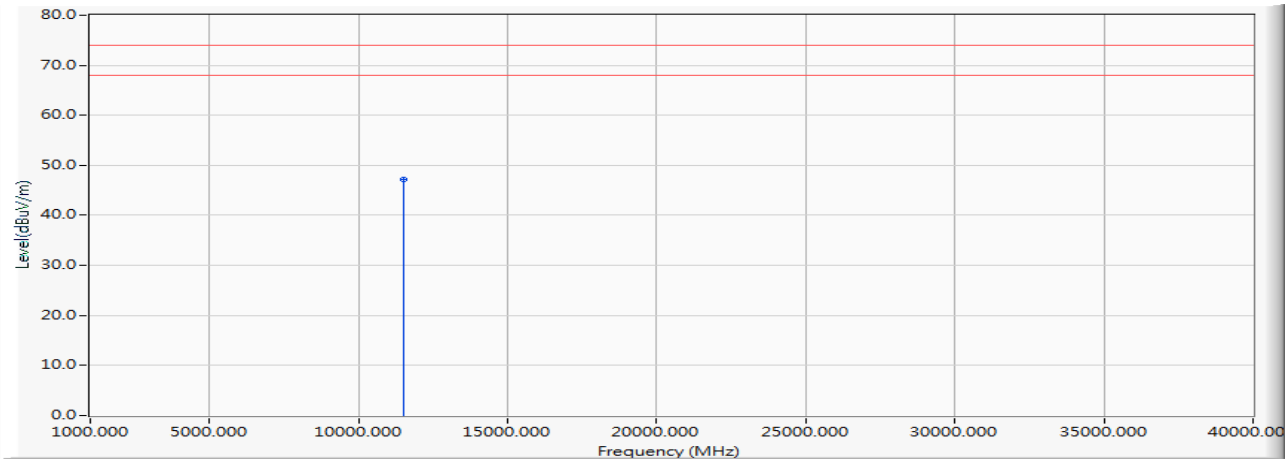

		Frequency (MHz)	Correct Factor (dB)	Reading Level (dBuV)	Measure Level (dBuV/m)	Margin (dB)	Limit (dBuV/m)	Detector Type
1	*	11510.000	3.640	43.500	47.140	-26.860	74.000	PEAK

Note:

1. All Readings below 1GHz are Quasi-Peak, above 1GHz are performed with peak and/or average measurements as necessary.
2. Measurement Level = Reading Level + Correct Factor.
3. Correct Factor = Antenna factor + Cable loss –Amplifier gain.
4. The average measurement was not performed when the peak measured data under the limit of average detection.
5. The emission levels of other frequencies are very lower than the limit and not show in test report.

Product	:	Intel® Wireless-AC 9560
Test Item	:	Harmonic Radiated Emission Data
Test Date	:	2019/01/03
Test Mode	:	Mode 3 MIMO: Transmit (802.11n-40BW_30Mbps)(5795MHz)

Horizontal

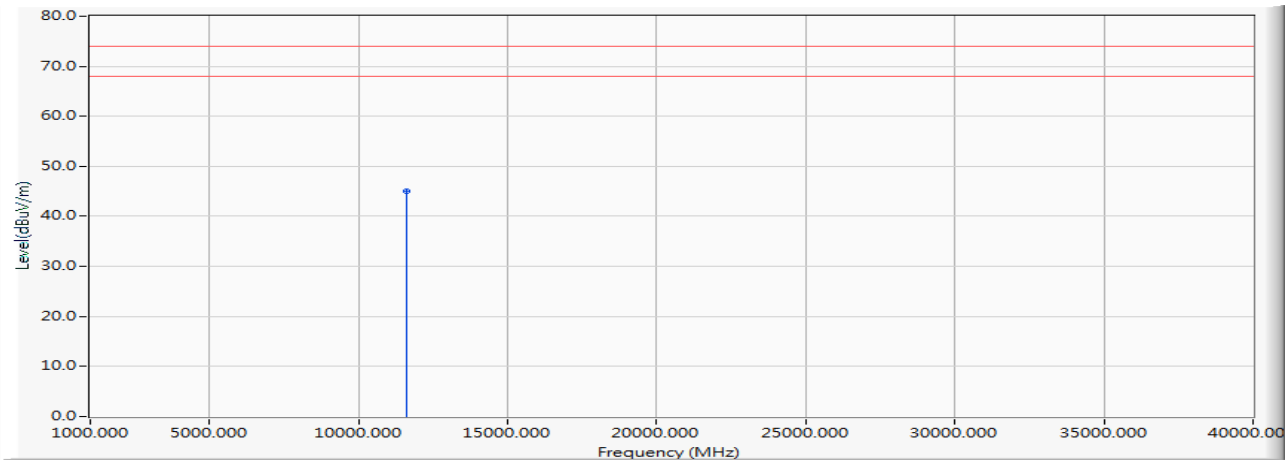

		Frequency (MHz)	Correct Factor (dB)	Reading Level (dBuV)	Measure Level (dBuV/m)	Margin (dB)	Limit (dBuV/m)	Detector Type
1	*	11590.000	2.216	42.860	45.076	-28.924	74.000	PEAK

Note:

1. All Readings below 1GHz are Quasi-Peak, above 1GHz are performed with peak and/or average measurements as necessary.
2. Measurement Level = Reading Level + Correct Factor.
3. Correct Factor = Antenna factor + Cable loss –Amplifier gain.
4. The average measurement was not performed when the peak measured data under the limit of average detection.
5. The emission levels of other frequencies are very lower than the limit and not show in test report.

Product	:	Intel® Wireless-AC 9560
Test Item	:	Harmonic Radiated Emission Data
Test Date	:	2019/01/03
Test Mode	:	Mode 3 MIMO: Transmit (802.11n-40BW_30Mbps)(5795MHz)

Vertical

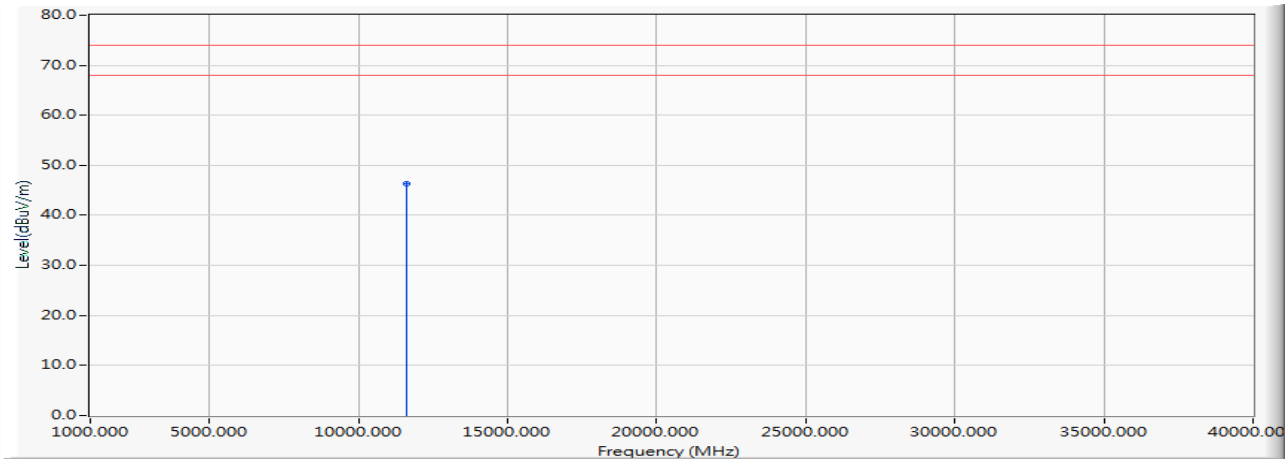

		Frequency (MHz)	Correct Factor (dB)	Reading Level (dBuV)	Measure Level (dBuV/m)	Margin (dB)	Limit (dBuV/m)	Detector Type
1	*	11590.000	3.082	43.320	46.402	-27.598	74.000	PEAK

Note:

1. All Readings below 1GHz are Quasi-Peak, above 1GHz are performed with peak and/or average measurements as necessary.
2. Measurement Level = Reading Level + Correct Factor.
3. Correct Factor = Antenna factor + Cable loss –Amplifier gain.
4. The average measurement was not performed when the peak measured data under the limit of average detection.
5. The emission levels of other frequencies are very lower than the limit and not show in test report.

Product : Intel® Wireless-AC 9560
Test Item : Harmonic Radiated Emission Data
Test Date : 2019/01/03
Test Mode : Mode 3 MIMO: Transmit (802.11ac-20BW_14.4Mbps)(5720MHz)

Horizontal

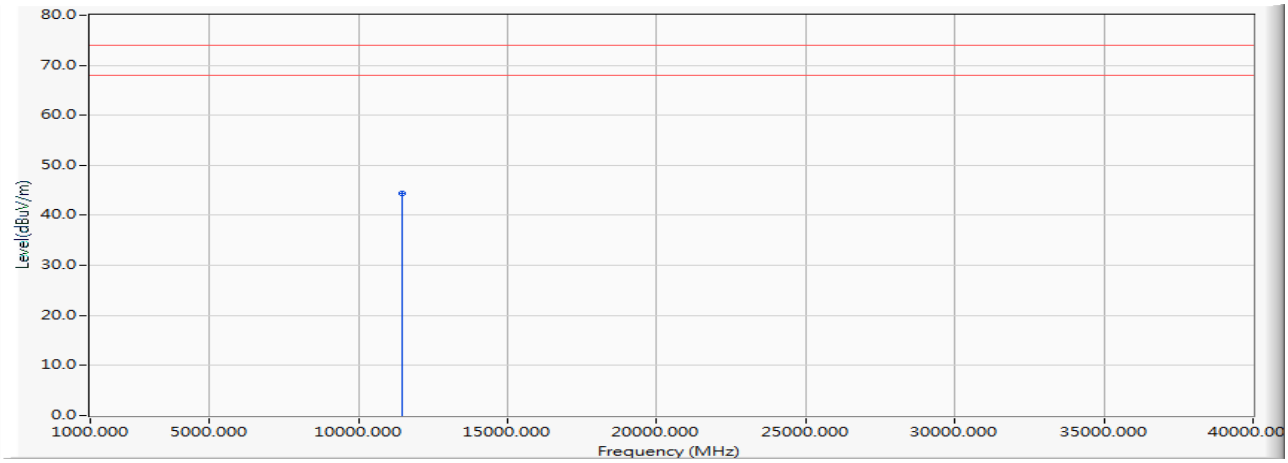

		Frequency (MHz)	Correct Factor (dB)	Reading Level (dBuV)	Measure Level (dBuV/m)	Margin (dB)	Limit (dBuV/m)	Detector Type
1	*	11440.000	2.347	42.070	44.417	-29.583	74.000	PEAK

Note:

1. All Readings below 1GHz are Quasi-Peak, above 1GHz are performed with peak and/or average measurements as necessary.
2. Measurement Level = Reading Level + Correct Factor.
3. Correct Factor = Antenna factor + Cable loss –Amplifier gain.
4. The average measurement was not performed when the peak measured data under the limit of average detection.
5. The emission levels of other frequencies are very lower than the limit and not show in test report.

Product	:	Intel® Wireless-AC 9560
Test Item	:	Harmonic Radiated Emission Data
Test Date	:	2019/01/03
Test Mode	:	Mode 3 MIMO: Transmit (802.11ac-20BW_14.4Mbps)(5720MHz)

Vertical

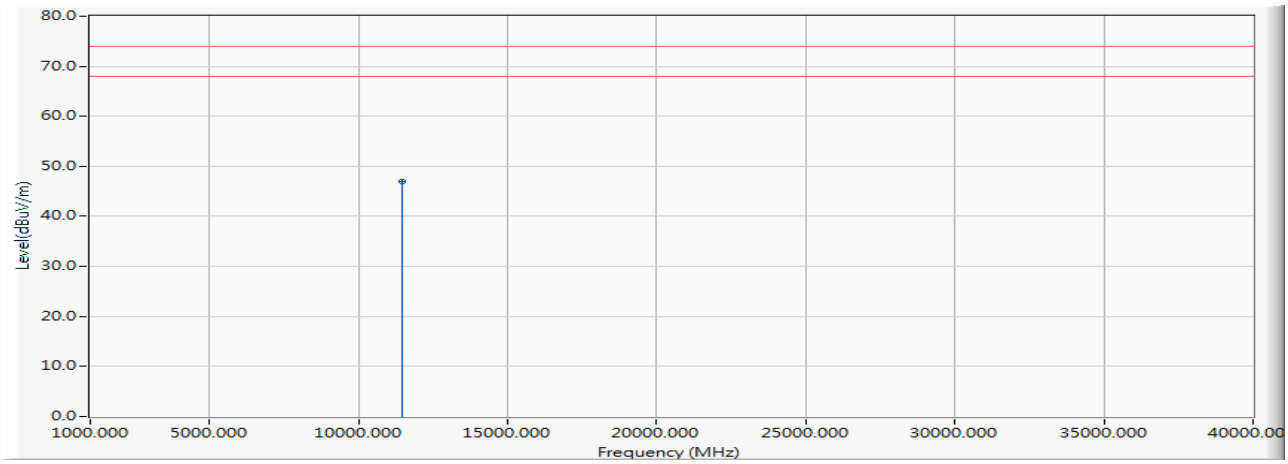

		Frequency (MHz)	Correct Factor (dB)	Reading Level (dBuV)	Measure Level (dBuV/m)	Margin (dB)	Limit (dBuV/m)	Detector Type
1	*	11440.000	3.087	43.780	46.867	-27.133	74.000	PEAK

Note:

1. All Readings below 1GHz are Quasi-Peak, above 1GHz are performed with peak and/or average measurements as necessary.
2. Measurement Level = Reading Level + Correct Factor.
3. Correct Factor = Antenna factor + Cable loss –Amplifier gain.
4. The average measurement was not performed when the peak measured data under the limit of average detection.
5. The emission levels of other frequencies are very lower than the limit and not show in test report.

Product	:	Intel® Wireless-AC 9560
Test Item	:	Harmonic Radiated Emission Data
Test Date	:	2019/01/03
Test Mode	:	Mode 3 MIMO: Transmit (802.11ac-40BW_30Mbps)(5710MHz)

Horizontal

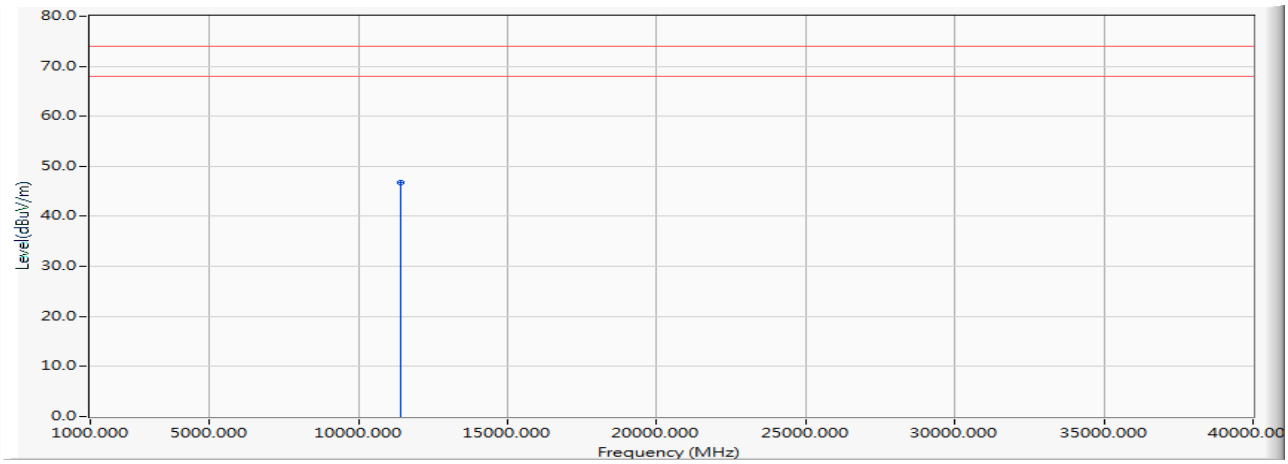

		Frequency (MHz)	Correct Factor (dB)	Reading Level (dBuV)	Measure Level (dBuV/m)	Margin (dB)	Limit (dBuV/m)	Detector Type
1	*	11420.000	2.217	44.460	46.676	-27.324	74.000	PEAK

Note:

1. All Readings below 1GHz are Quasi-Peak, above 1GHz are performed with peak and/or average measurements as necessary.
2. Measurement Level = Reading Level + Correct Factor.
3. Correct Factor = Antenna factor + Cable loss –Amplifier gain.
4. The average measurement was not performed when the peak measured data under the limit of average detection.
5. The emission levels of other frequencies are very lower than the limit and not show in test report.

Product	:	Intel® Wireless-AC 9560
Test Item	:	Harmonic Radiated Emission Data
Test Date	:	2019/01/03
Test Mode	:	Mode 3 MIMO: Transmit (802.11ac-40BW_30Mbps)(5710MHz)

Vertical

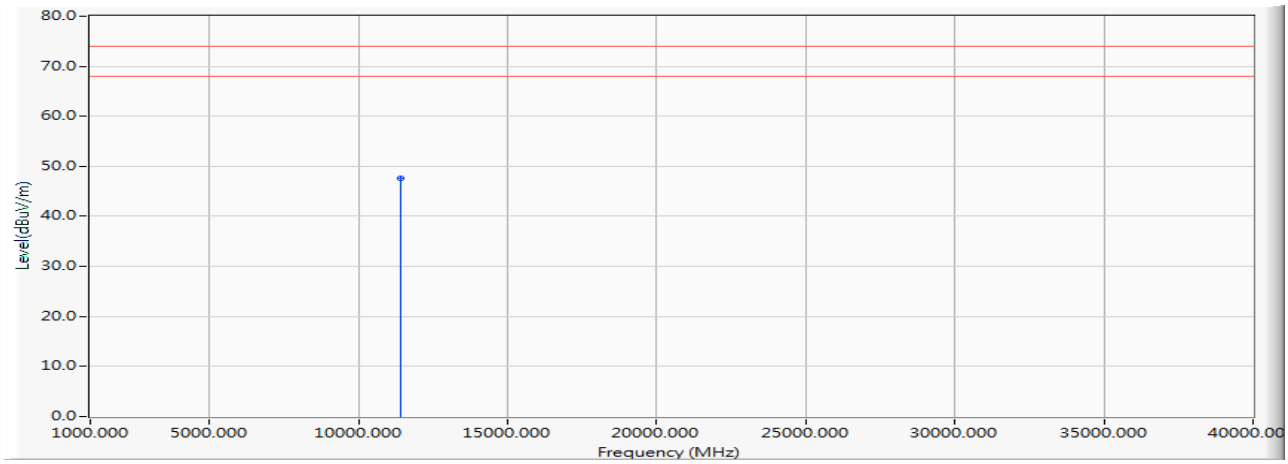

		Frequency (MHz)	Correct Factor (dB)	Reading Level (dBuV)	Measure Level (dBuV/m)	Margin (dB)	Limit (dBuV/m)	Detector Type
1	*	11420.000	2.880	44.830	47.710	-26.290	74.000	PEAK

Note:

1. All Readings below 1GHz are Quasi-Peak, above 1GHz are performed with peak and/or average measurements as necessary.
2. Measurement Level = Reading Level + Correct Factor.
3. Correct Factor = Antenna factor + Cable loss –Amplifier gain.
4. The average measurement was not performed when the peak measured data under the limit of average detection.
5. The emission levels of other frequencies are very lower than the limit and not show in test report.

Product	:	Intel® Wireless-AC 9560
Test Item	:	Harmonic Radiated Emission Data
Test Date	:	2019/01/03
Test Mode	:	Mode 3 MIMO: Transmit (802.11ac-80BW_65Mbps)(5210MHz)

Horizontal

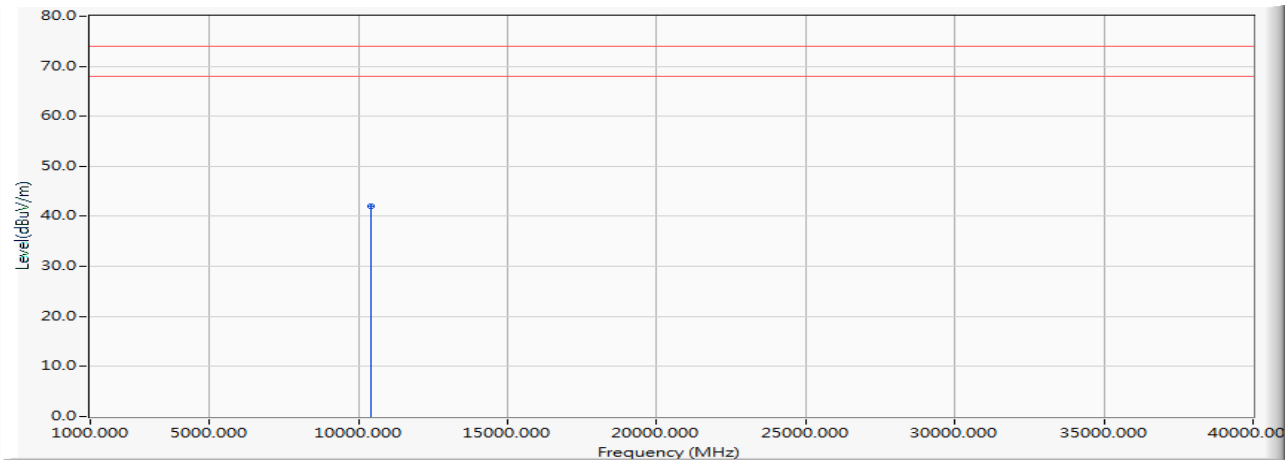

		Frequency (MHz)	Correct Factor (dB)	Reading Level (dBuV)	Measure Level (dBuV/m)	Margin (dB)	Limit (dBuV/m)	Detector Type
1	*	10420.000	-1.883	43.870	41.986	-32.014	74.000	PEAK

Note:

1. All Readings below 1GHz are Quasi-Peak, above 1GHz are performed with peak and/or average measurements as necessary.
2. Measurement Level = Reading Level + Correct Factor.
3. Correct Factor = Antenna factor + Cable loss –Amplifier gain.
4. The average measurement was not performed when the peak measured data under the limit of average detection.
5. The emission levels of other frequencies are very lower than the limit and not show in test report.

Product	:	Intel® Wireless-AC 9560
Test Item	:	Harmonic Radiated Emission Data
Test Date	:	2019/01/03
Test Mode	:	Mode 3 MIMO: Transmit (802.11ac-80BW_65Mbps)(5210MHz)

Vertical

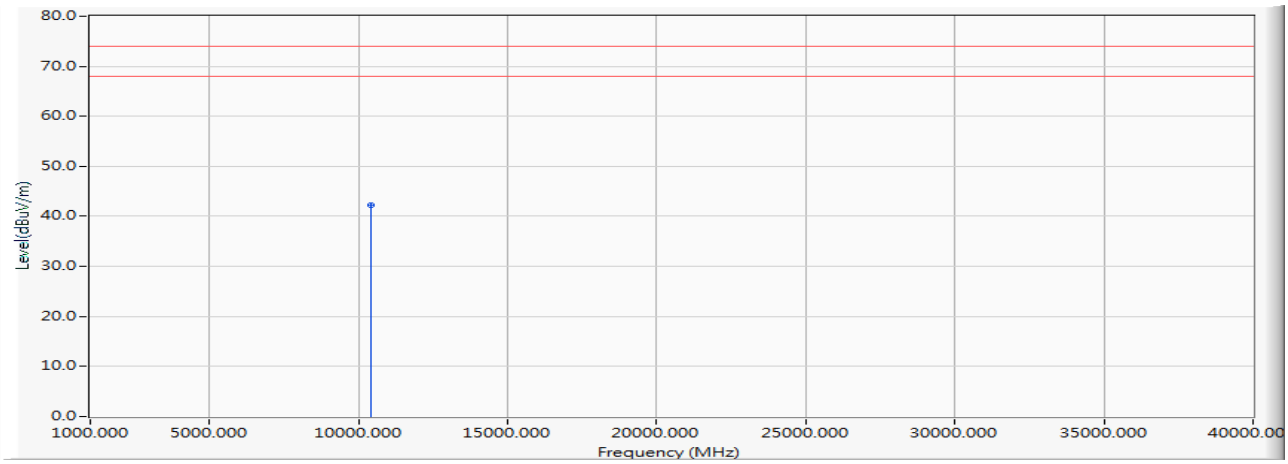

		Frequency (MHz)	Correct Factor (dB)	Reading Level (dBuV)	Measure Level (dBuV/m)	Margin (dB)	Limit (dBuV/m)	Detector Type
1	*	10420.000	-0.961	43.190	42.228	-31.772	74.000	PEAK

Note:

1. All Readings below 1GHz are Quasi-Peak, above 1GHz are performed with peak and/or average measurements as necessary.
2. Measurement Level = Reading Level + Correct Factor.
3. Correct Factor = Antenna factor + Cable loss –Amplifier gain.
4. The average measurement was not performed when the peak measured data under the limit of average detection.
5. The emission levels of other frequencies are very lower than the limit and not show in test report.

Product	:	Intel® Wireless-AC 9560
Test Item	:	Harmonic Radiated Emission Data
Test Date	:	2019/01/03
Test Mode	:	Mode 3 MIMO: Transmit (802.11ac-80BW_65Mbps)(5290MHz)

Horizontal

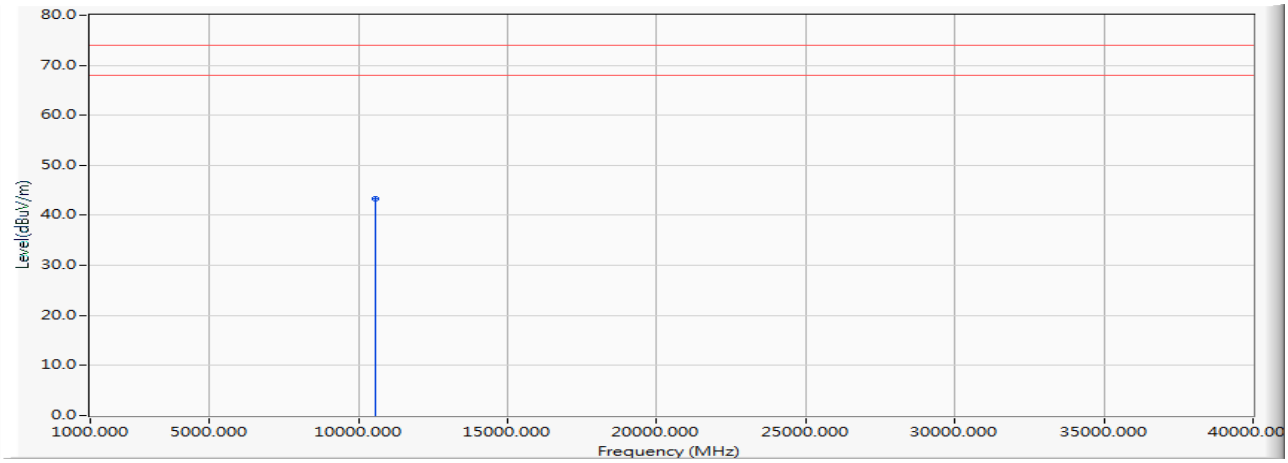

		Frequency (MHz)	Correct Factor (dB)	Reading Level (dBuV)	Measure Level (dBuV/m)	Margin (dB)	Limit (dBuV/m)	Detector Type
1	*	10580.000	0.118	43.290	43.408	-30.592	74.000	PEAK

Note:

1. All Readings below 1GHz are Quasi-Peak, above 1GHz are performed with peak and/or average measurements as necessary.
2. Measurement Level = Reading Level + Correct Factor.
3. Correct Factor = Antenna factor + Cable loss –Amplifier gain.
4. The average measurement was not performed when the peak measured data under the limit of average detection.
5. The emission levels of other frequencies are very lower than the limit and not show in test report.

Product	:	Intel® Wireless-AC 9560
Test Item	:	Harmonic Radiated Emission Data
Test Date	:	2019/01/03
Test Mode	:	Mode 3 MIMO: Transmit (802.11ac-80BW_65Mbps)(5290MHz)

Vertical

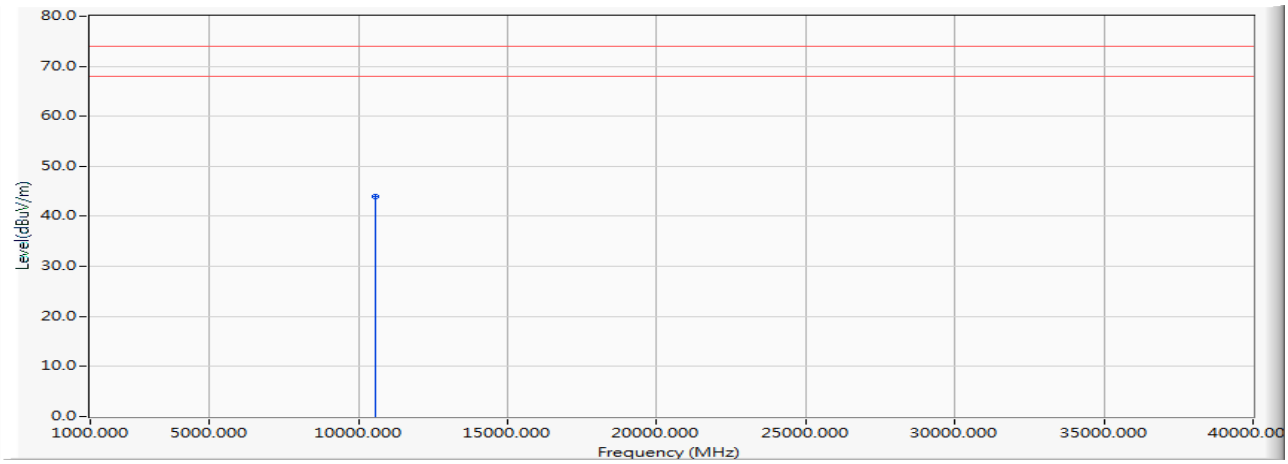

		Frequency (MHz)	Correct Factor (dB)	Reading Level (dBuV)	Measure Level (dBuV/m)	Margin (dB)	Limit (dBuV/m)	Detector Type
1	*	10580.000	0.544	43.410	43.954	-30.046	74.000	PEAK

Note:

1. All Readings below 1GHz are Quasi-Peak, above 1GHz are performed with peak and/or average measurements as necessary.
2. Measurement Level = Reading Level + Correct Factor.
3. Correct Factor = Antenna factor + Cable loss –Amplifier gain.
4. The average measurement was not performed when the peak measured data under the limit of average detection.
5. The emission levels of other frequencies are very lower than the limit and not show in test report.

Product	:	Intel® Wireless-AC 9560
Test Item	:	Harmonic Radiated Emission Data
Test Date	:	2019/01/03
Test Mode	:	Mode 3 MIMO: Transmit (802.11ac-80BW_65Mbps)(5530MHz)

Horizontal

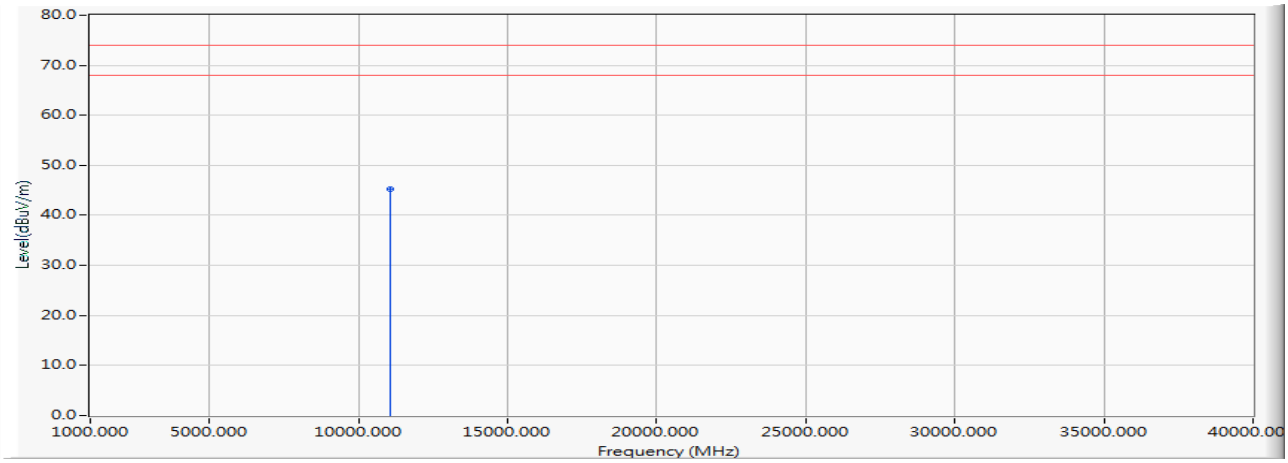

		Frequency (MHz)	Correct Factor (dB)	Reading Level (dBuV)	Measure Level (dBuV/m)	Margin (dB)	Limit (dBuV/m)	Detector Type
1	*	11060.000	1.986	43.360	45.346	-28.654	74.000	PEAK

Note:

1. All Readings below 1GHz are Quasi-Peak, above 1GHz are performed with peak and/or average measurements as necessary.
2. Measurement Level = Reading Level + Correct Factor.
3. Correct Factor = Antenna factor + Cable loss –Amplifier gain.
4. The average measurement was not performed when the peak measured data under the limit of average detection.
5. The emission levels of other frequencies are very lower than the limit and not show in test report.

Product	:	Intel® Wireless-AC 9560
Test Item	:	Harmonic Radiated Emission Data
Test Date	:	2019/01/03
Test Mode	:	Mode 3 MIMO: Transmit (802.11ac-80BW_65Mbps)(5530MHz)

Vertical

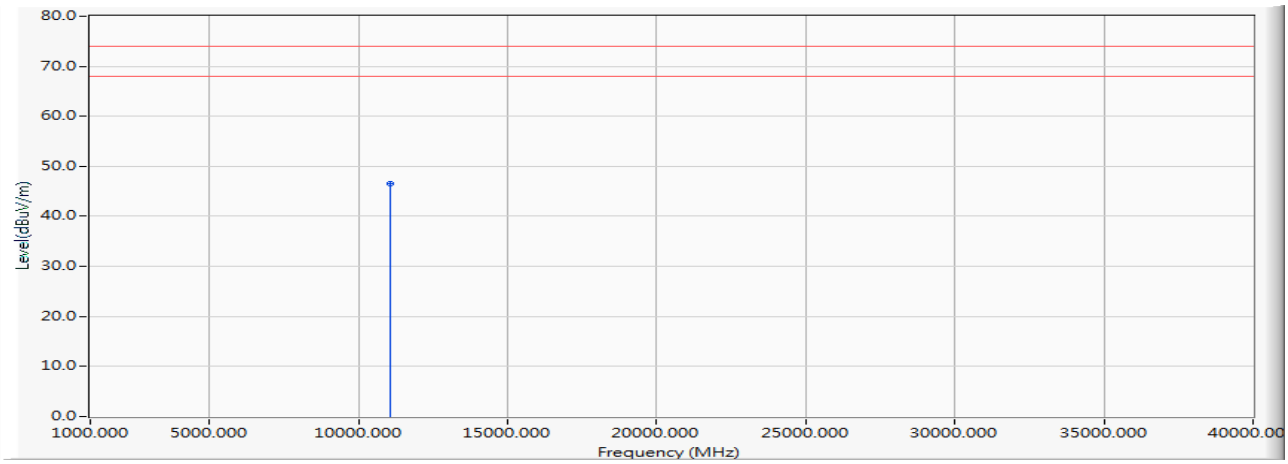

		Frequency (MHz)	Correct Factor (dB)	Reading Level (dBuV)	Measure Level (dBuV/m)	Margin (dB)	Limit (dBuV/m)	Detector Type
1	*	11060.000	2.781	43.810	46.591	-27.409	74.000	PEAK

Note:

1. All Readings below 1GHz are Quasi-Peak, above 1GHz are performed with peak and/or average measurements as necessary.
2. Measurement Level = Reading Level + Correct Factor.
3. Correct Factor = Antenna factor + Cable loss –Amplifier gain.
4. The average measurement was not performed when the peak measured data under the limit of average detection.
5. The emission levels of other frequencies are very lower than the limit and not show in test report.

Product	:	Intel® Wireless-AC 9560
Test Item	:	Harmonic Radiated Emission Data
Test Date	:	2019/01/03
Test Mode	:	Mode 3 MIMO: Transmit (802.11ac-80BW_65Mbps)(5610MHz)

Horizontal

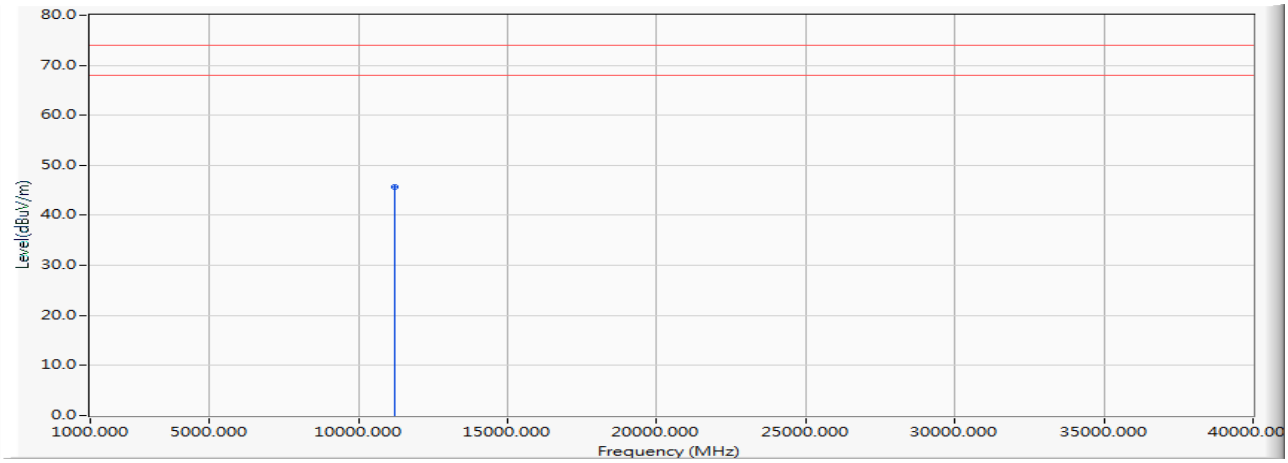

		Frequency (MHz)	Correct Factor (dB)	Reading Level (dBuV)	Measure Level (dBuV/m)	Margin (dB)	Limit (dBuV/m)	Detector Type
1	*	11220.000	2.213	43.510	45.724	-28.276	74.000	PEAK

Note:

1. All Readings below 1GHz are Quasi-Peak, above 1GHz are performed with peak and/or average measurements as necessary.
2. Measurement Level = Reading Level + Correct Factor.
3. Correct Factor = Antenna factor + Cable loss –Amplifier gain.
4. The average measurement was not performed when the peak measured data under the limit of average detection.
5. The emission levels of other frequencies are very lower than the limit and not show in test report.

Product	:	Intel® Wireless-AC 9560
Test Item	:	Harmonic Radiated Emission Data
Test Date	:	2019/01/03
Test Mode	:	Mode 3 MIMO: Transmit (802.11ac-80BW_65Mbps)(5610MHz)

Vertical

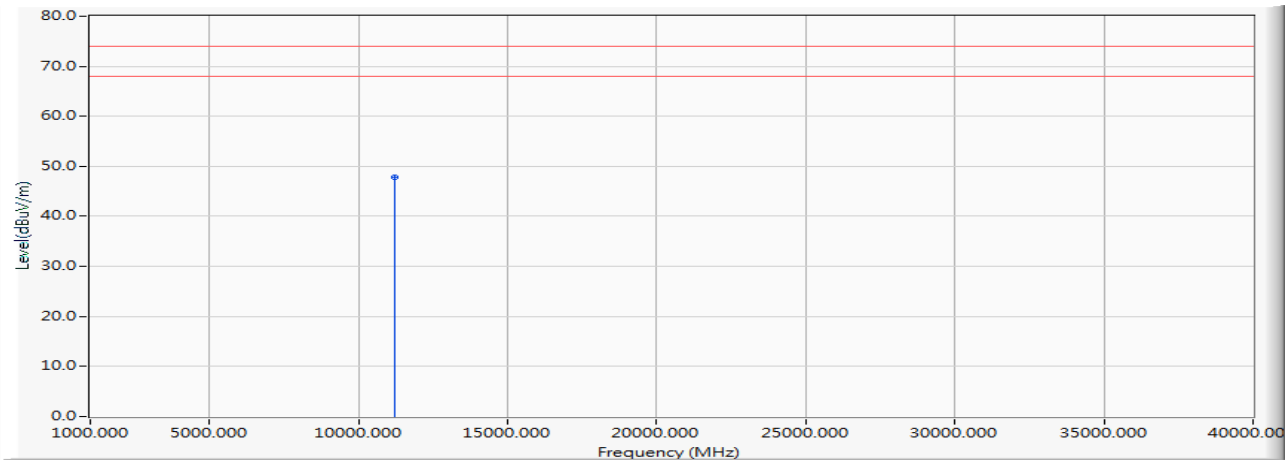

		Frequency (MHz)	Correct Factor (dB)	Reading Level (dBuV)	Measure Level (dBuV/m)	Margin (dB)	Limit (dBuV/m)	Detector Type
1	*	11220.000	3.244	44.670	47.914	-26.086	74.000	PEAK

Note:

1. All Readings below 1GHz are Quasi-Peak, above 1GHz are performed with peak and/or average measurements as necessary.
2. Measurement Level = Reading Level + Correct Factor.
3. Correct Factor = Antenna factor + Cable loss –Amplifier gain.
4. The average measurement was not performed when the peak measured data under the limit of average detection.
5. The emission levels of other frequencies are very lower than the limit and not show in test report.

Product	:	Intel® Wireless-AC 9560
Test Item	:	Harmonic Radiated Emission Data
Test Date	:	2019/01/03
Test Mode	:	Mode 3 MIMO: Transmit (802.11ac-80BW_65Mbps)(5690MHz)

Horizontal

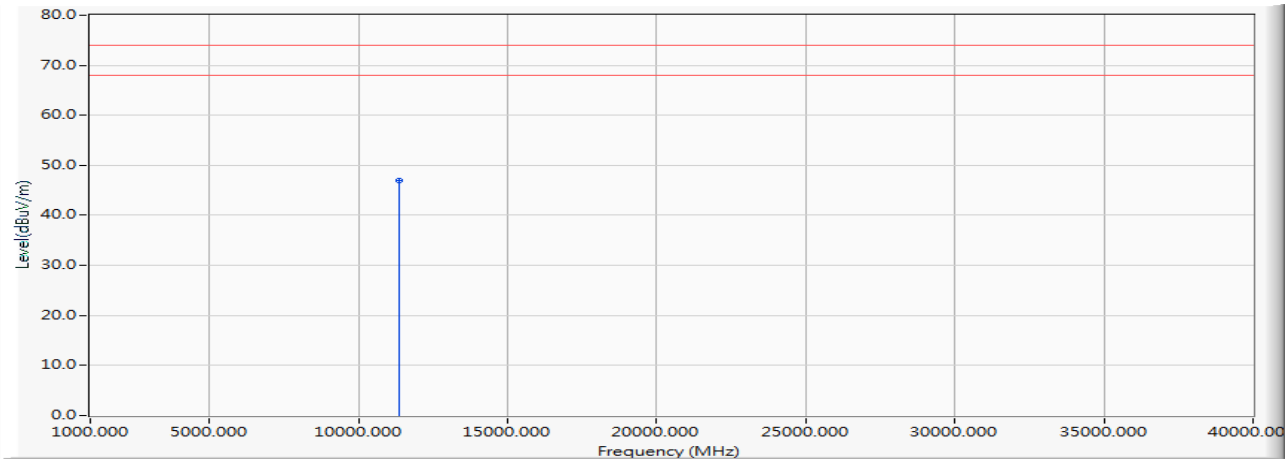

		Frequency (MHz)	Correct Factor (dB)	Reading Level (dBuV)	Measure Level (dBuV/m)	Margin (dB)	Limit (dBuV/m)	Detector Type
1	*	11380.000	2.056	44.970	47.027	-26.973	74.000	PEAK

Note:

1. All Readings below 1GHz are Quasi-Peak, above 1GHz are performed with peak and/or average measurements as necessary.
2. Measurement Level = Reading Level + Correct Factor.
3. Correct Factor = Antenna factor + Cable loss –Amplifier gain.
4. The average measurement was not performed when the peak measured data under the limit of average detection.
5. The emission levels of other frequencies are very lower than the limit and not show in test report.

Product	:	Intel® Wireless-AC 9560
Test Item	:	Harmonic Radiated Emission Data
Test Date	:	2019/01/03
Test Mode	:	Mode 3 MIMO: Transmit (802.11ac-80BW_65Mbps)(5690MHz)

Vertical

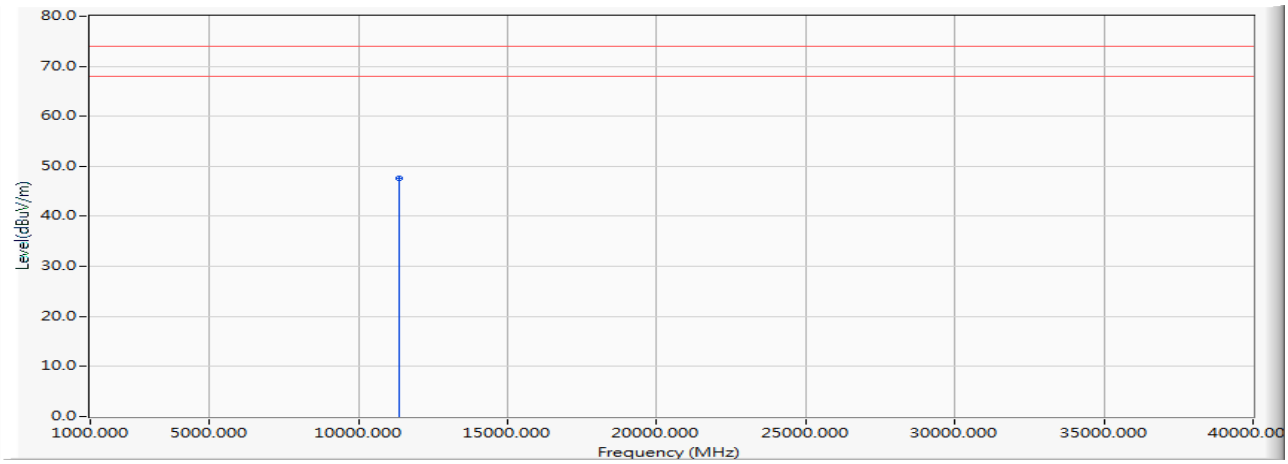

		Frequency (MHz)	Correct Factor (dB)	Reading Level (dBuV)	Measure Level (dBuV/m)	Margin (dB)	Limit (dBuV/m)	Detector Type
1	*	11380.000	2.701	44.920	47.622	-26.378	74.000	PEAK

Note:

1. All Readings below 1GHz are Quasi-Peak, above 1GHz are performed with peak and/or average measurements as necessary.
2. Measurement Level = Reading Level + Correct Factor.
3. Correct Factor = Antenna factor + Cable loss –Amplifier gain.
4. The average measurement was not performed when the peak measured data under the limit of average detection.
5. The emission levels of other frequencies are very lower than the limit and not show in test report.

Product : Intel® Wireless-AC 9560
Test Item : Harmonic Radiated Emission Data
Test Date : 2019/01/03
Test Mode : Mode 3 MIMO: Transmit (802.11ac-80BW_65Mbps)(5775MHz)

Horizontal

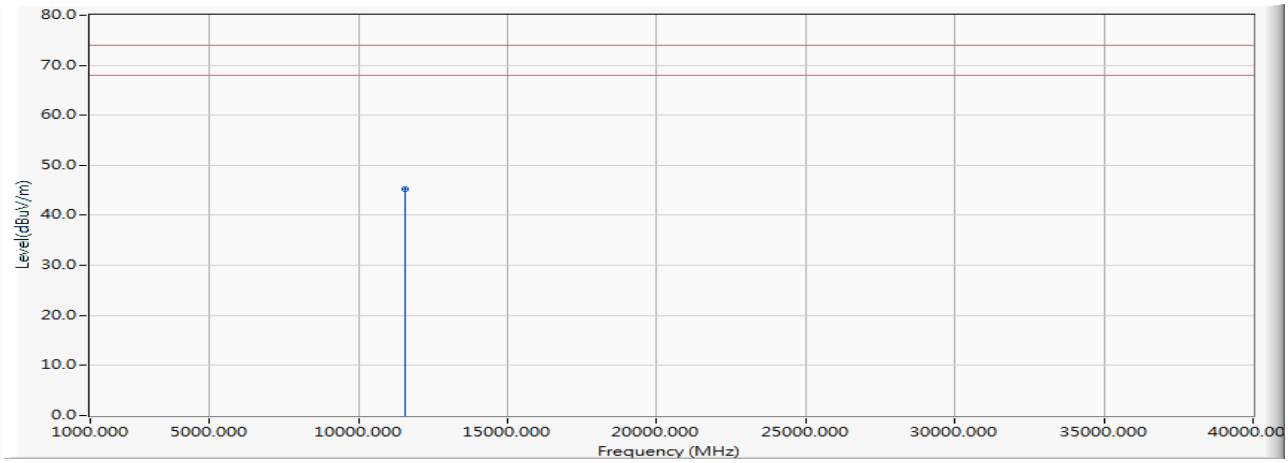

		Frequency (MHz)	Correct Factor (dB)	Reading Level (dBuV)	Measure Level (dBuV/m)	Margin (dB)	Limit (dBuV/m)	Detector Type
1	*	11550.000	2.451	42.860	45.311	-28.689	74.000	PEAK

Note:

1. All Readings below 1GHz are Quasi-Peak, above 1GHz are performed with peak and/or average measurements as necessary.
2. Measurement Level = Reading Level + Correct Factor.
3. Correct Factor = Antenna factor + Cable loss –Amplifier gain.
4. The average measurement was not performed when the peak measured data under the limit of average detection.
5. The emission levels of other frequencies are very lower than the limit and not show in test report.

Product	:	Intel® Wireless-AC 9560
Test Item	:	Harmonic Radiated Emission Data
Test Date	:	2019/01/03
Test Mode	:	Mode 3 MIMO: Transmit (802.11ac-80BW_65Mbps)(5775MHz)

Vertical

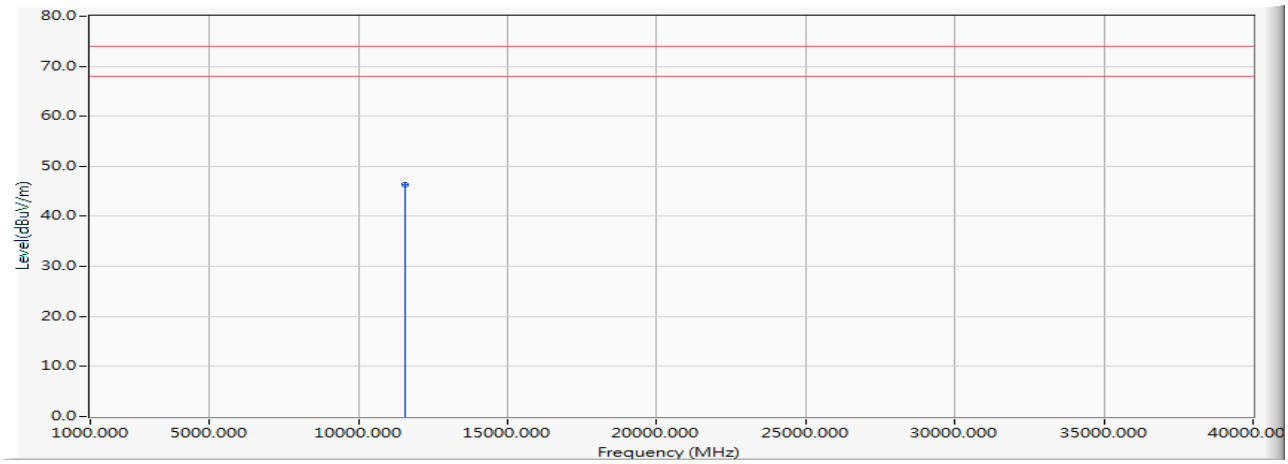

		Frequency (MHz)	Correct Factor (dB)	Reading Level (dBuV)	Measure Level (dBuV/m)	Margin (dB)	Limit (dBuV/m)	Detector Type
1	*	11550.000	3.363	42.890	46.253	-27.747	74.000	PEAK

Note:

1. All Readings below 1GHz are Quasi-Peak, above 1GHz are performed with peak and/or average measurements as necessary.
2. Measurement Level = Reading Level + Correct Factor.
3. Correct Factor = Antenna factor + Cable loss –Amplifier gain.
4. The average measurement was not performed when the peak measured data under the limit of average detection.
5. The emission levels of other frequencies are very lower than the limit and not show in test report.

Product : Intel® Wireless-AC 9560
Test Item : Harmonic Radiated Emission Data
Test Date : 2019/01/03
Test Mode : Mode 3 MIMO: Transmit (802.11ac-160BW_130Mbps)(5250MHz)

Horizontal

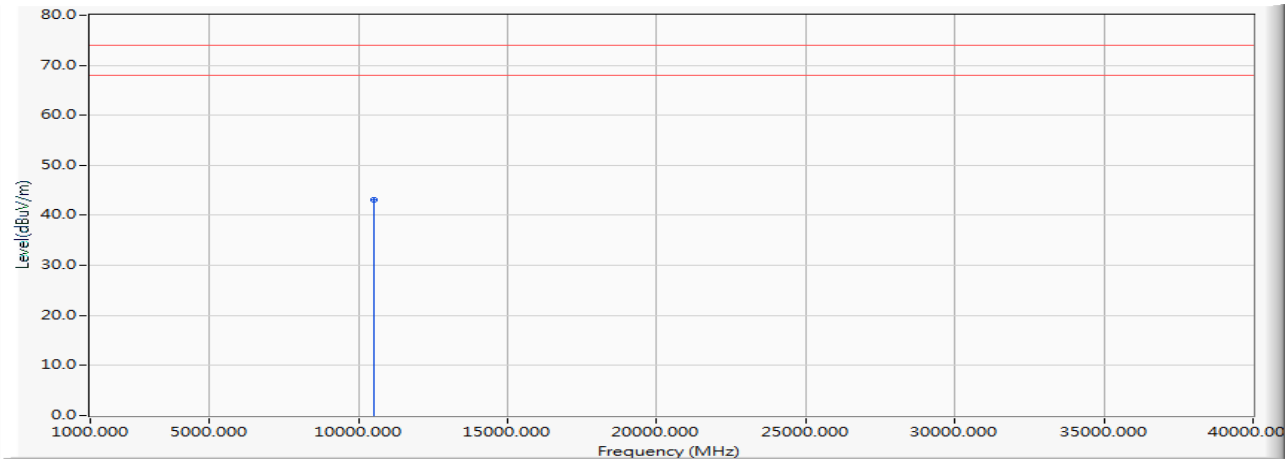

		Frequency (MHz)	Correct Factor (dB)	Reading Level (dBuV)	Measure Level (dBuV/m)	Margin (dB)	Limit (dBuV/m)	Detector Type
1	*	10500.000	-0.811	43.980	43.170	-30.830	74.000	PEAK

Note:

1. All Readings below 1GHz are Quasi-Peak, above 1GHz are performed with peak and/or average measurements as necessary.
2. Measurement Level = Reading Level + Correct Factor.
3. Correct Factor = Antenna factor + Cable loss –Amplifier gain.
4. The average measurement was not performed when the peak measured data under the limit of average detection.
5. The emission levels of other frequencies are very lower than the limit and not show in test report.

Product	:	Intel® Wireless-AC 9560
Test Item	:	Harmonic Radiated Emission Data
Test Date	:	2019/01/03
Test Mode	:	Mode 3 MIMO: Transmit (802.11ac-160BW_130Mbps)(5250MHz)

Vertical

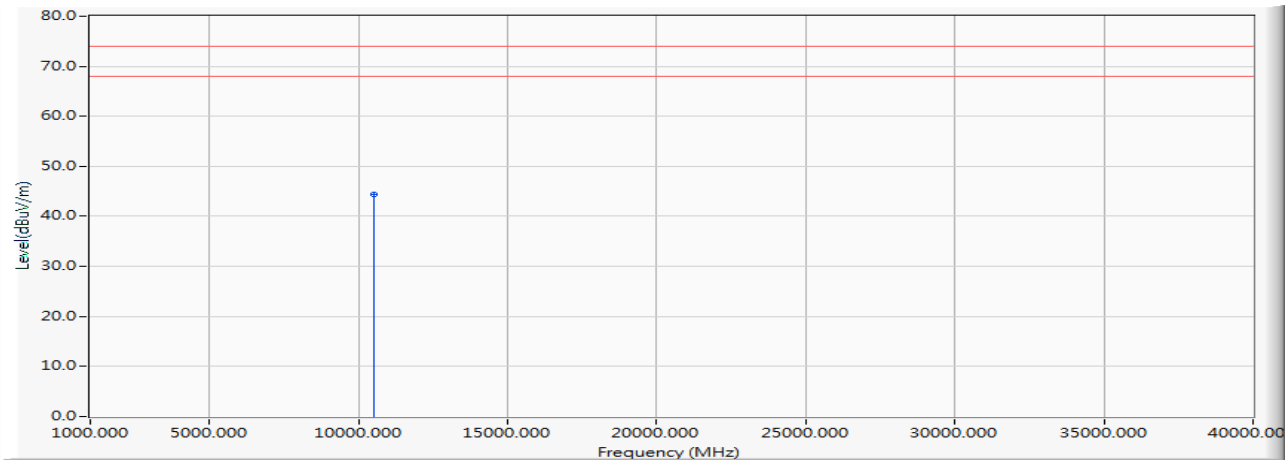

		Frequency (MHz)	Correct Factor (dB)	Reading Level (dBuV)	Measure Level (dBuV/m)	Margin (dB)	Limit (dBuV/m)	Detector Type
1	*	10500.000	0.102	44.320	44.423	-29.577	74.000	PEAK

Note:

1. All Readings below 1GHz are Quasi-Peak, above 1GHz are performed with peak and/or average measurements as necessary.
2. Measurement Level = Reading Level + Correct Factor.
3. Correct Factor = Antenna factor + Cable loss –Amplifier gain.
4. The average measurement was not performed when the peak measured data under the limit of average detection.
5. The emission levels of other frequencies are very lower than the limit and not show in test report.

Product	:	Intel® Wireless-AC 9560
Test Item	:	Harmonic Radiated Emission Data
Test Date	:	2019/01/03
Test Mode	:	Mode 3 MIMO: Transmit (802.11ac-160BW_130Mbps)(5570MHz)

Horizontal

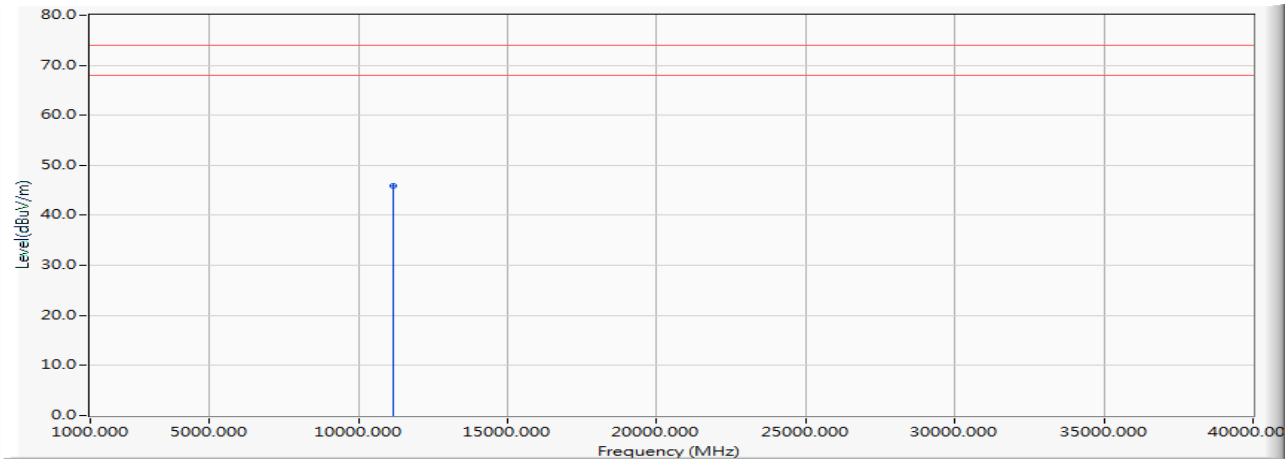

		Frequency (MHz)	Correct Factor (dB)	Reading Level (dBuV)	Measure Level (dBuV/m)	Margin (dB)	Limit (dBuV/m)	Detector Type
1	*	11140.000	2.206	43.600	45.806	-28.194	74.000	PEAK

Note:

1. All Readings below 1GHz are Quasi-Peak, above 1GHz are performed with peak and/or average measurements as necessary.
2. Measurement Level = Reading Level + Correct Factor.
3. Correct Factor = Antenna factor + Cable loss –Amplifier gain.
4. The average measurement was not performed when the peak measured data under the limit of average detection.
5. The emission levels of other frequencies are very lower than the limit and not show in test report.

Product	:	Intel® Wireless-AC 9560
Test Item	:	Harmonic Radiated Emission Data
Test Date	:	2019/01/03
Test Mode	:	Mode 3 MIMO: Transmit (802.11ac-160BW_130Mbps)(5570MHz)

Vertical

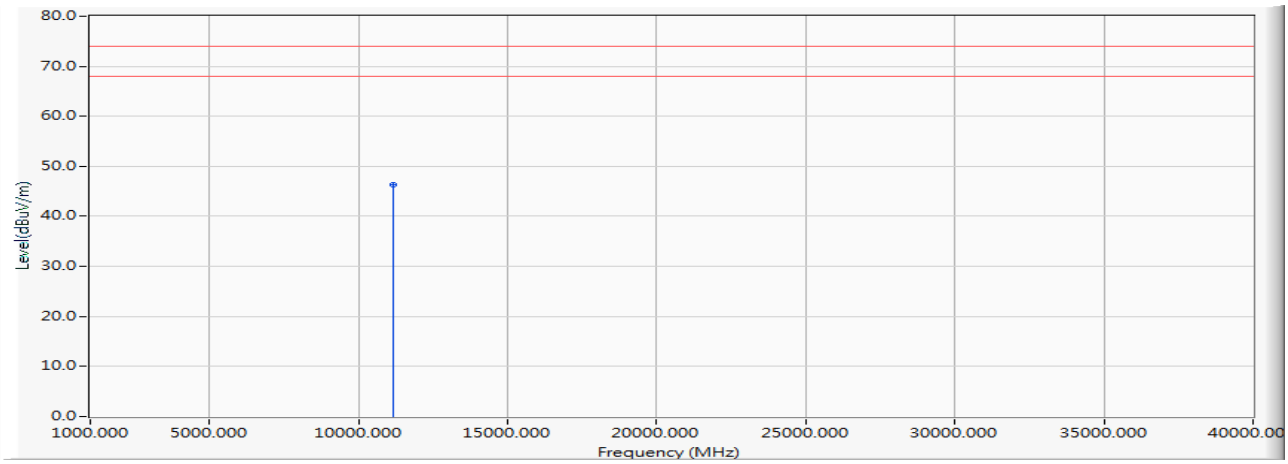

		Frequency (MHz)	Correct Factor (dB)	Reading Level (dBuV)	Measure Level (dBuV/m)	Margin (dB)	Limit (dBuV/m)	Detector Type
1	*	11140.000	3.139	43.090	46.229	-27.771	74.000	PEAK

Note:

1. All Readings below 1GHz are Quasi-Peak, above 1GHz are performed with peak and/or average measurements as necessary.
2. Measurement Level = Reading Level + Correct Factor.
3. Correct Factor = Antenna factor + Cable loss –Amplifier gain.
4. The average measurement was not performed when the peak measured data under the limit of average detection.
5. The emission levels of other frequencies are very lower than the limit and not show in test report.

Product : Intel® Wireless-AC 9560
Test Item : General Radiated Emission
Test Date : 2019/01/09
Test Mode : Mode 1 SISO A: Transmit (802.11a_6Mbps)(5200MHz)

Horizontal

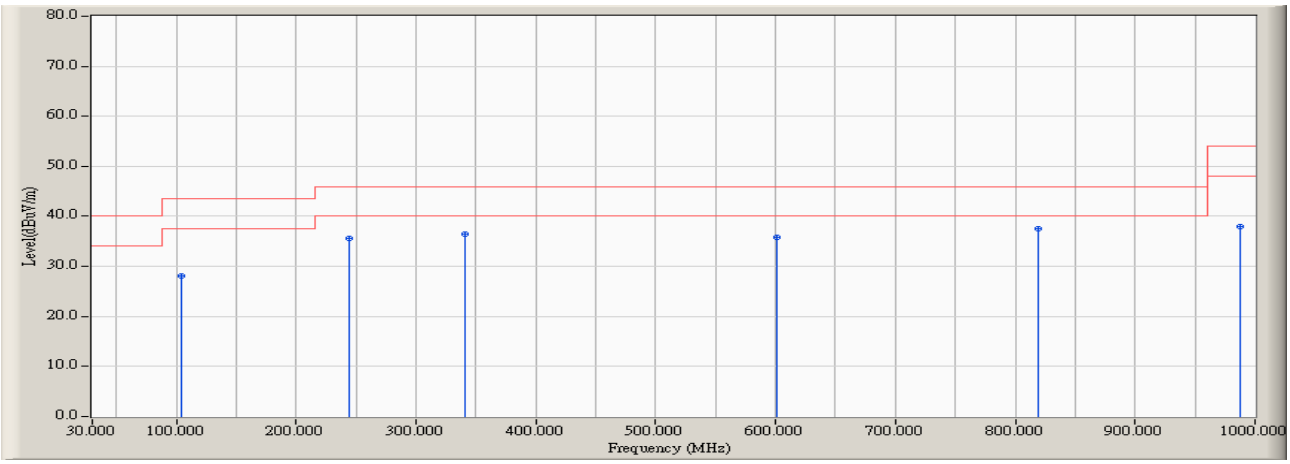

		Frequency (MHz)	Correct Factor (dB)	Reading Level (dBuV)	Measure Level (dBuV/m)	Margin (dB)	Limit (dBuV/m)	Detector Type
1		104.615	16.393	11.804	28.197	-15.303	43.500	QUASIPEAK
2		244.519	14.496	21.126	35.622	-10.378	46.000	QUASIPEAK
3		340.897	17.583	18.826	36.409	-9.591	46.000	QUASIPEAK
4		600.497	26.682	9.059	35.741	-10.259	46.000	QUASIPEAK
5	*	819.679	26.708	10.774	37.482	-8.518	46.000	QUASIPEAK
6		987.564	27.363	10.665	38.028	-15.972	54.000	QUASIPEAK

Note:

1. All Readings below 1GHz are Quasi-Peak, above 1GHz are performed with peak and/or average measurements as necessary.
2. Measurement Level = Reading Level + Correct Factor.
3. Correct Factor = Antenna factor + Cable loss –Amplifier gain.
4. The emission levels of other frequencies are very lower than the limit and not show in test report.
5. No emission found between lowest internal used/generated frequency to 30MHz.

Product : Intel® Wireless-AC 9560
Test Item : General Radiated Emission
Test Date : 2019/01/09
Test Mode : Mode 1 SISO A: Transmit (802.11a_6Mbps)(5200MHz)

Vertical

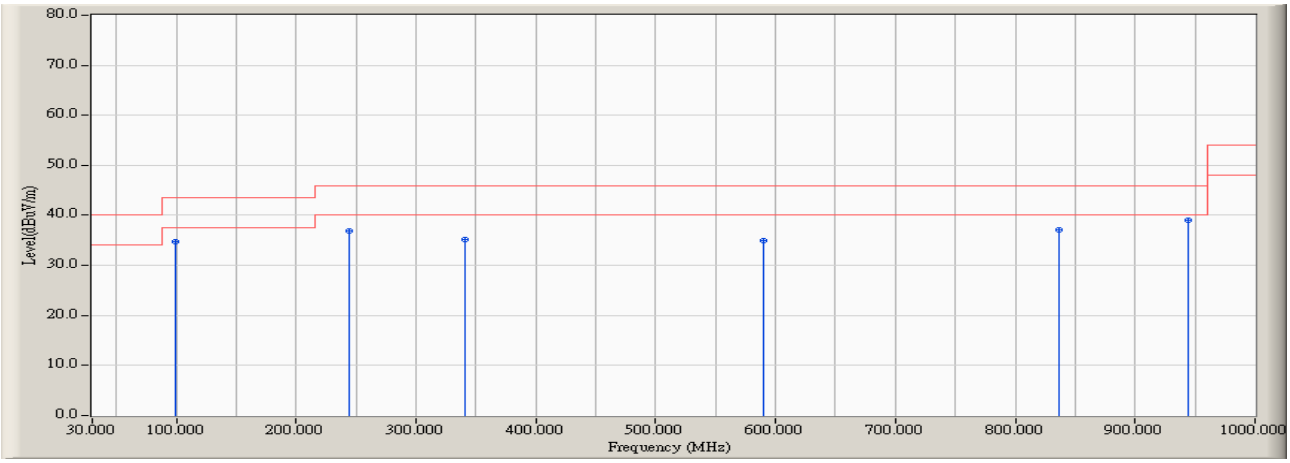

		Frequency (MHz)	Correct Factor (dB)	Reading Level (dBuV)	Measure Level (dBuV/m)	Margin (dB)	Limit (dBuV/m)	Detector Type
1		99.952	17.804	16.885	34.689	-8.811	43.500	QUASIPEAK
2		244.519	19.952	17.007	36.959	-9.041	46.000	QUASIPEAK
3		340.897	16.513	18.759	35.272	-10.728	46.000	QUASIPEAK
4		589.615	23.082	11.970	35.053	-10.947	46.000	QUASIPEAK
5		836.779	25.890	11.217	37.107	-8.893	46.000	QUASIPEAK
6	*	944.038	27.786	11.219	39.005	-6.995	46.000	QUASIPEAK

Note:

1. All Readings below 1GHz are Quasi-Peak, above 1GHz are performed with peak and/or average measurements as necessary.
2. Measurement Level = Reading Level + Correct Factor.
3. Correct Factor = Antenna factor + Cable loss –Amplifier gain.
4. The emission levels of other frequencies are very lower than the limit and not show in test report.
5. No emission found between lowest internal used/generated frequency to 30MHz.

Product : Intel® Wireless-AC 9560
Test Item : General Radiated Emission
Test Date : 2019/01/09
Test Mode : Mode 1 SISO A: Transmit (802.11a_6Mbps)(5280MHz)

Horizontal

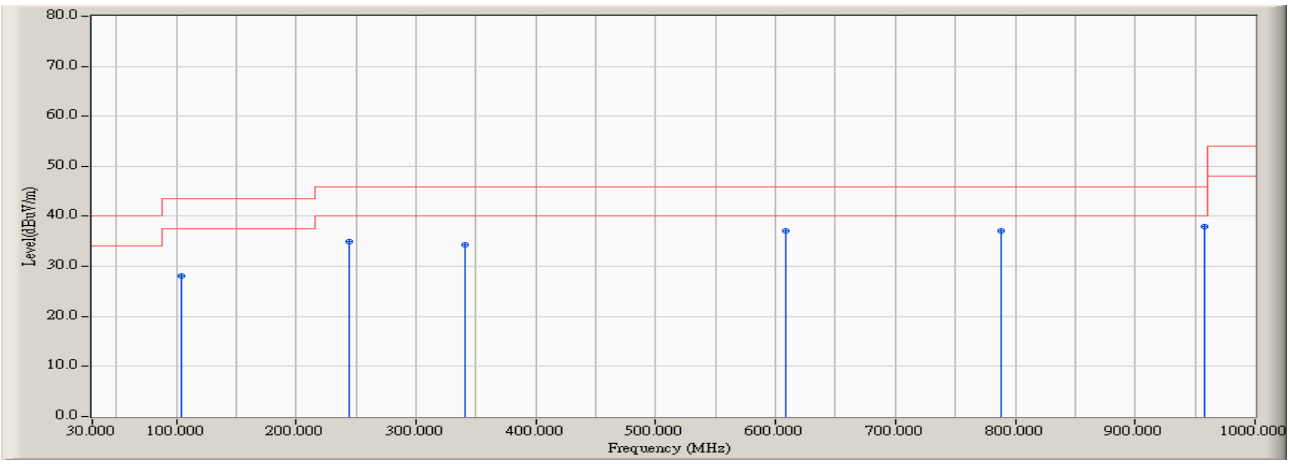

		Frequency (MHz)	Correct Factor (dB)	Reading Level (dBuV)	Measure Level (dBuV/m)	Margin (dB)	Limit (dBuV/m)	Detector Type
1		104.615	16.393	11.804	28.197	-15.303	43.500	QUASIPEAK
2		244.519	14.496	20.369	34.865	-11.135	46.000	QUASIPEAK
3		340.897	17.583	16.731	34.314	-11.686	46.000	QUASIPEAK
4		608.269	26.586	10.597	37.183	-8.817	46.000	QUASIPEAK
5		788.590	26.597	10.529	37.126	-8.874	46.000	QUASIPEAK
6	*	958.029	27.056	10.818	37.874	-8.126	46.000	QUASIPEAK

Note:

1. All Readings below 1GHz are Quasi-Peak, above 1GHz are performed with peak and/or average measurements as necessary.
2. Measurement Level = Reading Level + Correct Factor.
3. Correct Factor = Antenna factor + Cable loss –Amplifier gain.
4. The emission levels of other frequencies are very lower than the limit and not show in test report.
5. No emission found between lowest internal used/generated frequency to 30MHz.

Product : Intel® Wireless-AC 9560
Test Item : General Radiated Emission
Test Date : 2019/01/09
Test Mode : Mode 1 SISO A: Transmit (802.11a_6Mbps)(5280MHz)

Vertical

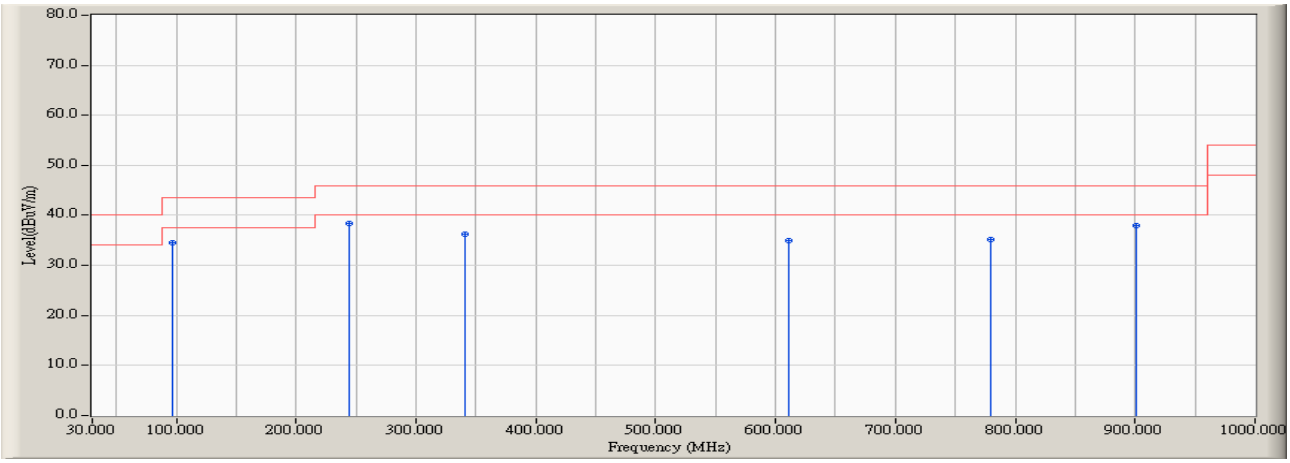

		Frequency (MHz)	Correct Factor (dB)	Reading Level (dBuV)	Measure Level (dBuV/m)	Margin (dB)	Limit (dBuV/m)	Detector Type
1		96.843	16.758	17.687	34.444	-9.056	43.500	QUASIPEAK
2	*	244.519	19.952	18.426	38.378	-7.622	46.000	QUASIPEAK
3		340.897	16.513	19.744	36.257	-9.743	46.000	QUASIPEAK
4		611.378	23.368	11.660	35.028	-10.972	46.000	QUASIPEAK
5		779.263	24.599	10.627	35.226	-10.774	46.000	QUASIPEAK
6		900.513	27.643	10.330	37.973	-8.027	46.000	QUASIPEAK

Note:

1. All Readings below 1GHz are Quasi-Peak, above 1GHz are performed with peak and/or average measurements as necessary.
2. Measurement Level = Reading Level + Correct Factor.
3. Correct Factor = Antenna factor + Cable loss –Amplifier gain.
4. The emission levels of other frequencies are very lower than the limit and not show in test report.
5. No emission found between lowest internal used/generated frequency to 30MHz.

Product : Intel® Wireless-AC 9560
Test Item : General Radiated Emission
Test Date : 2019/01/09
Test Mode : Mode 1 SISO A: Transmit (802.11a_6Mbps)(5600MHz)

Horizontal

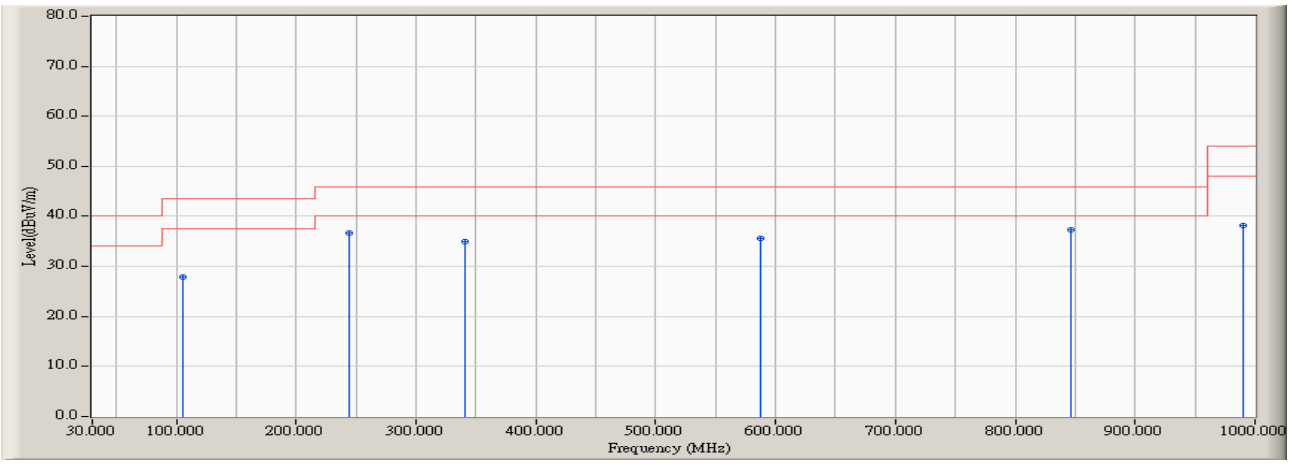

		Frequency (MHz)	Correct Factor (dB)	Reading Level (dBuV)	Measure Level (dBuV/m)	Margin (dB)	Limit (dBuV/m)	Detector Type
1		106.170	15.867	12.074	27.941	-15.559	43.500	QUASIPEAK
2		244.519	14.496	22.217	36.713	-9.287	46.000	QUASIPEAK
3		340.897	17.583	17.278	34.861	-11.139	46.000	QUASIPEAK
4		588.061	26.155	9.477	35.631	-10.369	46.000	QUASIPEAK
5	*	846.106	26.631	10.782	37.413	-8.587	46.000	QUASIPEAK
6		990.673	27.389	10.779	38.167	-15.833	54.000	QUASIPEAK

Note:

1. All Readings below 1GHz are Quasi-Peak, above 1GHz are performed with peak and/or average measurements as necessary.
2. Measurement Level = Reading Level + Correct Factor.
3. Correct Factor = Antenna factor + Cable loss –Amplifier gain.
4. The emission levels of other frequencies are very lower than the limit and not show in test report.
5. No emission found between lowest internal used/generated frequency to 30MHz.

Product : Intel® Wireless-AC 9560
Test Item : General Radiated Emission
Test Date : 2019/01/09
Test Mode : Mode 1 SISO A: Transmit (802.11a_6Mbps)(5600MHz)

Vertical

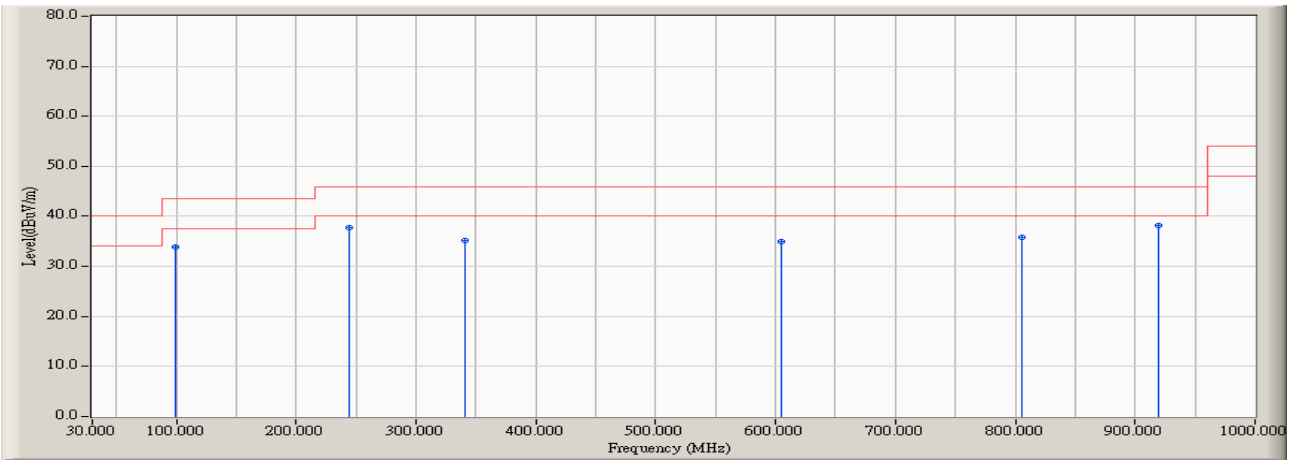

		Frequency (MHz)	Correct Factor (dB)	Reading Level (dBuV)	Measure Level (dBuV/m)	Margin (dB)	Limit (dBuV/m)	Detector Type
1		99.952	17.804	16.125	33.929	-9.571	43.500	QUASIPEAK
2		244.519	19.952	17.761	37.713	-8.287	46.000	QUASIPEAK
3		340.897	16.513	18.710	35.223	-10.777	46.000	QUASIPEAK
4		605.160	23.350	11.525	34.875	-11.125	46.000	QUASIPEAK
5		805.689	25.035	10.812	35.847	-10.153	46.000	QUASIPEAK
6	*	919.167	27.704	10.496	38.200	-7.800	46.000	QUASIPEAK

Note:

1. All Readings below 1GHz are Quasi-Peak, above 1GHz are performed with peak and/or average measurements as necessary.
2. Measurement Level = Reading Level + Correct Factor.
3. Correct Factor = Antenna factor + Cable loss –Amplifier gain.
4. The emission levels of other frequencies are very lower than the limit and not show in test report.
5. No emission found between lowest internal used/generated frequency to 30MHz.

Product : Intel® Wireless-AC 9560
Test Item : General Radiated Emission
Test Date : 2019/01/09
Test Mode : Mode 1 SISO A: Transmit (802.11a_6Mbps)(5785MHz)

Horizontal

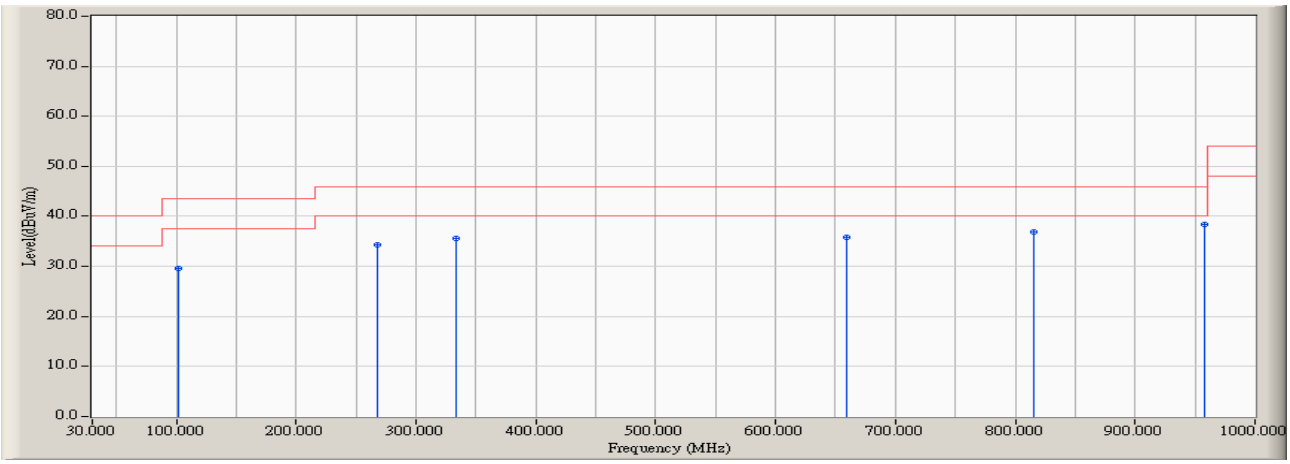

		Frequency (MHz)	Correct Factor (dB)	Reading Level (dBuV)	Measure Level (dBuV/m)	Margin (dB)	Limit (dBuV/m)	Detector Type
1		101.506	17.433	12.142	29.575	-13.925	43.500	QUASIPEAK
2		267.837	14.916	19.376	34.292	-11.708	46.000	QUASIPEAK
3		333.125	17.073	18.628	35.701	-10.299	46.000	QUASIPEAK
4		659.567	25.821	10.078	35.899	-10.101	46.000	QUASIPEAK
5		815.016	26.721	10.213	36.934	-9.066	46.000	QUASIPEAK
6	*	958.029	27.056	11.239	38.295	-7.705	46.000	QUASIPEAK

Note:

1. All Readings below 1GHz are Quasi-Peak, above 1GHz are performed with peak and/or average measurements as necessary.
2. Measurement Level = Reading Level + Correct Factor.
3. Correct Factor = Antenna factor + Cable loss –Amplifier gain.
4. The emission levels of other frequencies are very lower than the limit and not show in test report.
5. No emission found between lowest internal used/generated frequency to 30MHz.

Product : Intel® Wireless-AC 9560
Test Item : General Radiated Emission
Test Date : 2019/01/09
Test Mode : Mode 1 SISO A: Transmit (802.11a_6Mbps)(5785MHz)

Vertical

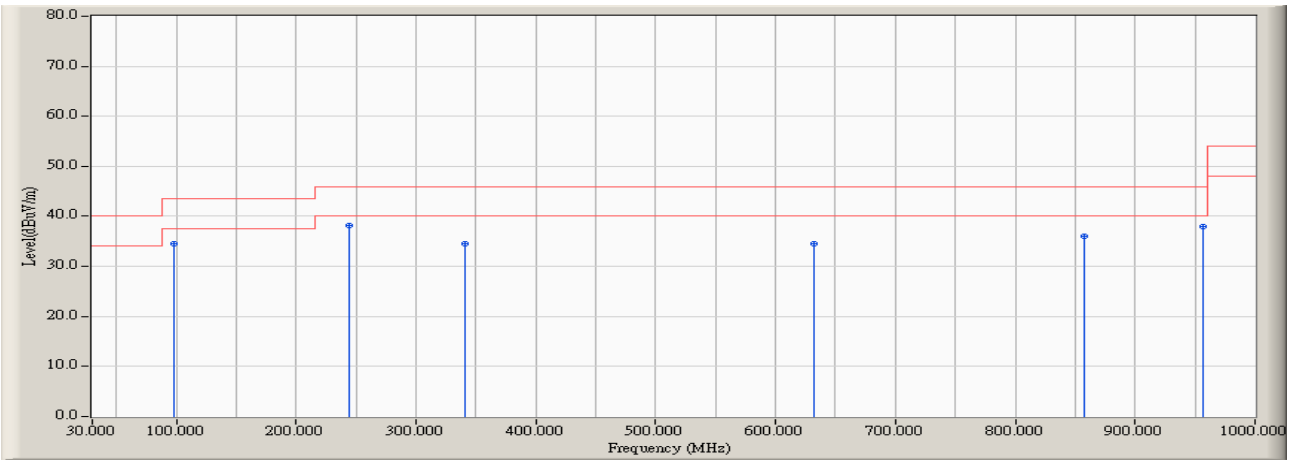

		Frequency (MHz)	Correct Factor (dB)	Reading Level (dBuV)	Measure Level (dBuV/m)	Margin (dB)	Limit (dBuV/m)	Detector Type
1		98.397	17.323	17.113	34.437	-9.063	43.500	QUASIPEAK
2	*	244.519	19.952	18.319	38.271	-7.729	46.000	QUASIPEAK
3		340.897	16.513	18.063	34.576	-11.424	46.000	QUASIPEAK
4		631.587	23.410	11.151	34.561	-11.439	46.000	QUASIPEAK
5		856.987	26.467	9.471	35.938	-10.062	46.000	QUASIPEAK
6		956.474	27.823	10.032	37.856	-8.144	46.000	QUASIPEAK

Note:

1. All Readings below 1GHz are Quasi-Peak, above 1GHz are performed with peak and/or average measurements as necessary.
2. Measurement Level = Reading Level + Correct Factor.
3. Correct Factor = Antenna factor + Cable loss –Amplifier gain.
4. The emission levels of other frequencies are very lower than the limit and not show in test report.
5. No emission found between lowest internal used/generated frequency to 30MHz.

Product : Intel® Wireless-AC 9560
Test Item : General Radiated Emission
Test Date : 2019/01/09
Test Mode : Mode 1 SISO A: Transmit (802.11n-20BW_7.2Mbps)(5200MHz)

Horizontal

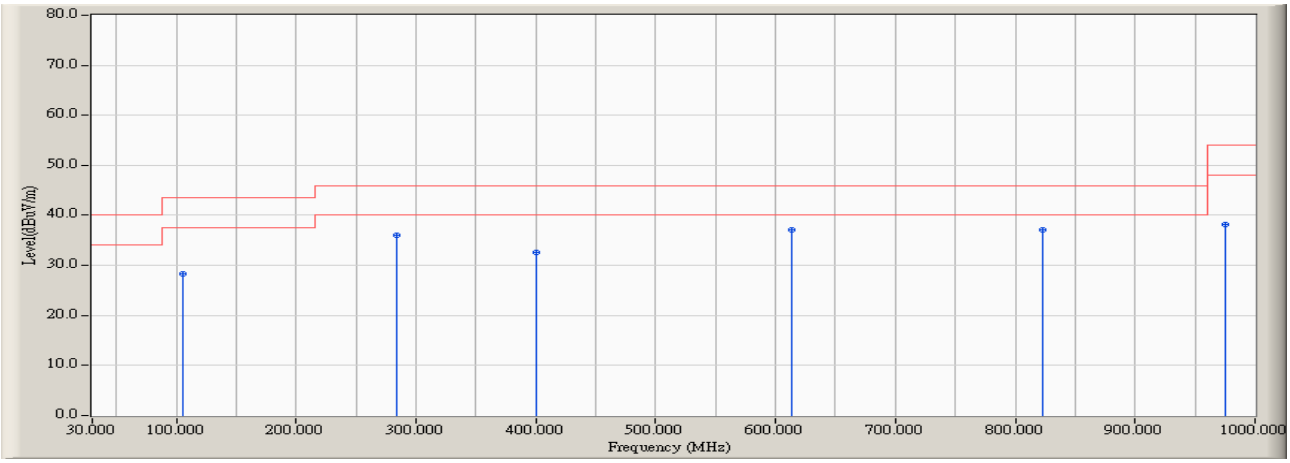

		Frequency (MHz)	Correct Factor (dB)	Reading Level (dBuV)	Measure Level (dBuV/m)	Margin (dB)	Limit (dBuV/m)	Detector Type
1		106.170	15.867	12.430	28.297	-15.203	43.500	QUASIPEAK
2		283.381	14.938	21.118	36.056	-9.944	46.000	QUASIPEAK
3		399.968	21.401	11.194	32.596	-13.404	46.000	QUASIPEAK
4		612.933	26.522	10.581	37.103	-8.897	46.000	QUASIPEAK
5	*	822.788	26.699	10.496	37.195	-8.805	46.000	QUASIPEAK
6		975.128	27.238	10.860	38.097	-15.903	54.000	QUASIPEAK

Note:

1. All Readings below 1GHz are Quasi-Peak, above 1GHz are performed with peak and/or average measurements as necessary.
2. Measurement Level = Reading Level + Correct Factor.
3. Correct Factor = Antenna factor + Cable loss –Amplifier gain.
4. The emission levels of other frequencies are very lower than the limit and not show in test report.
5. No emission found between lowest internal used/generated frequency to 30MHz.

Product : Intel® Wireless-AC 9560
Test Item : General Radiated Emission
Test Date : 2019/01/09
Test Mode : Mode 1 SISO A: Transmit (802.11n-20BW_7.2Mbps)(5200MHz)

Vertical

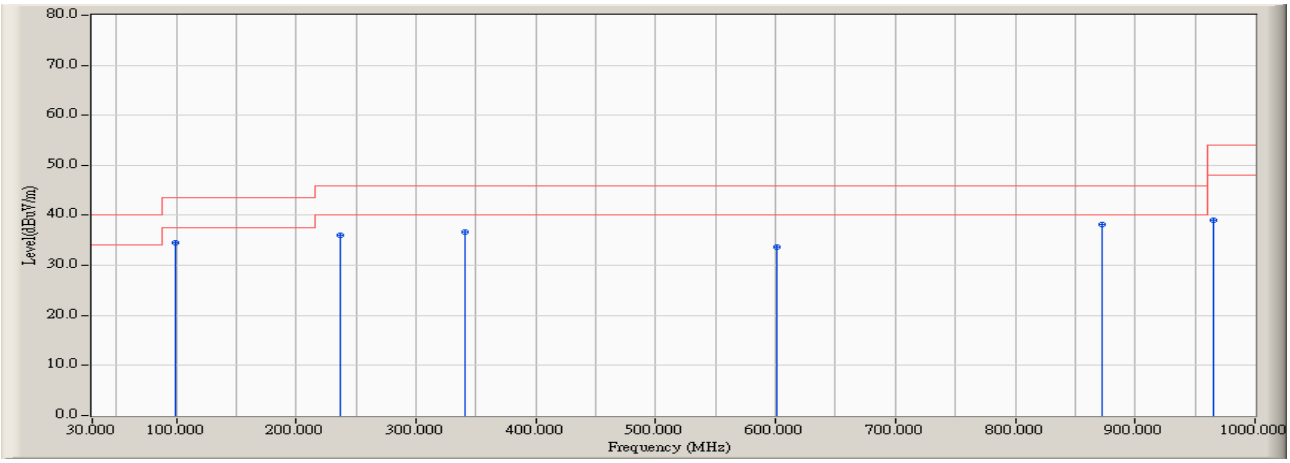

		Frequency (MHz)	Correct Factor (dB)	Reading Level (dBuV)	Measure Level (dBuV/m)	Margin (dB)	Limit (dBuV/m)	Detector Type
1		99.952	17.804	16.633	34.437	-9.063	43.500	QUASIPEAK
2		236.747	20.057	16.038	36.096	-9.904	46.000	QUASIPEAK
3		340.897	16.513	20.241	36.754	-9.246	46.000	QUASIPEAK
4		600.497	23.342	10.232	33.574	-12.426	46.000	QUASIPEAK
5	*	872.532	26.881	11.326	38.207	-7.793	46.000	QUASIPEAK
6		965.801	27.863	11.156	39.019	-14.981	54.000	QUASIPEAK

Note:

1. All Readings below 1GHz are Quasi-Peak, above 1GHz are performed with peak and/or average measurements as necessary.
2. Measurement Level = Reading Level + Correct Factor.
3. Correct Factor = Antenna factor + Cable loss –Amplifier gain.
4. The emission levels of other frequencies are very lower than the limit and not show in test report.
5. No emission found between lowest internal used/generated frequency to 30MHz.

Product : Intel® Wireless-AC 9560
Test Item : General Radiated Emission
Test Date : 2019/01/09
Test Mode : Mode 1 SISO A: Transmit (802.11n-20BW_7.2Mbps)(5280MHz)

Horizontal

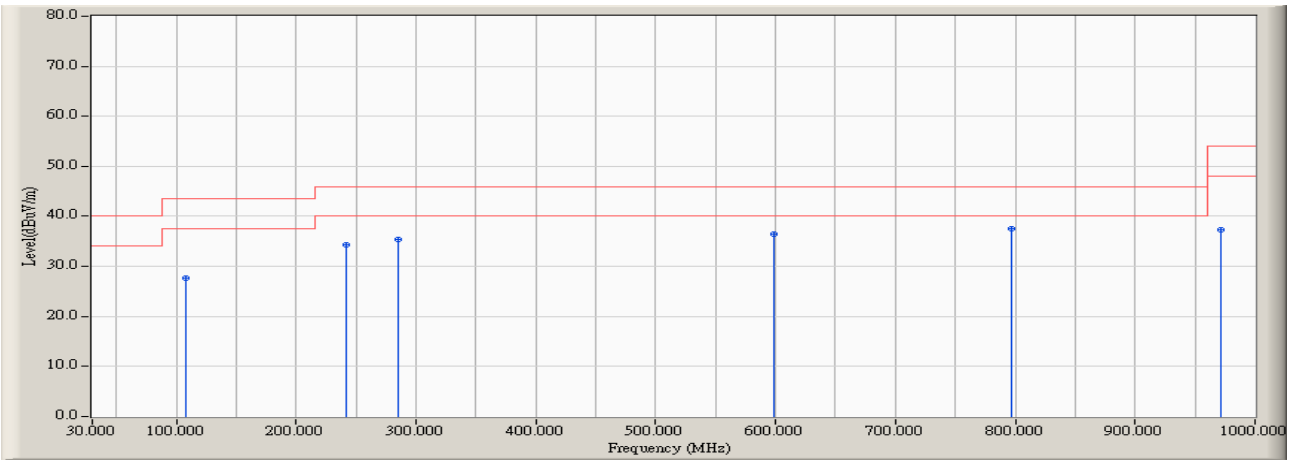

		Frequency (MHz)	Correct Factor (dB)	Reading Level (dBuV)	Measure Level (dBuV/m)	Margin (dB)	Limit (dBuV/m)	Detector Type
1		107.724	15.343	12.316	27.658	-15.842	43.500	QUASIPEAK
2		241.410	14.247	20.149	34.397	-11.603	46.000	QUASIPEAK
3		284.936	14.930	20.374	35.304	-10.696	46.000	QUASIPEAK
4		598.942	26.646	9.858	36.504	-9.496	46.000	QUASIPEAK
5	*	796.362	26.710	10.846	37.556	-8.444	46.000	QUASIPEAK
6		972.019	27.207	10.118	37.325	-16.675	54.000	QUASIPEAK

Note:

1. All Readings below 1GHz are Quasi-Peak, above 1GHz are performed with peak and/or average measurements as necessary.
2. Measurement Level = Reading Level + Correct Factor.
3. Correct Factor = Antenna factor + Cable loss –Amplifier gain.
4. The emission levels of other frequencies are very lower than the limit and not show in test report.
5. No emission found between lowest internal used/generated frequency to 30MHz.

Product : Intel® Wireless-AC 9560
Test Item : General Radiated Emission
Test Date : 2019/01/09
Test Mode : Mode 1 SISO A: Transmit (802.11n-20BW_7.2Mbps)(5280MHz)

Vertical

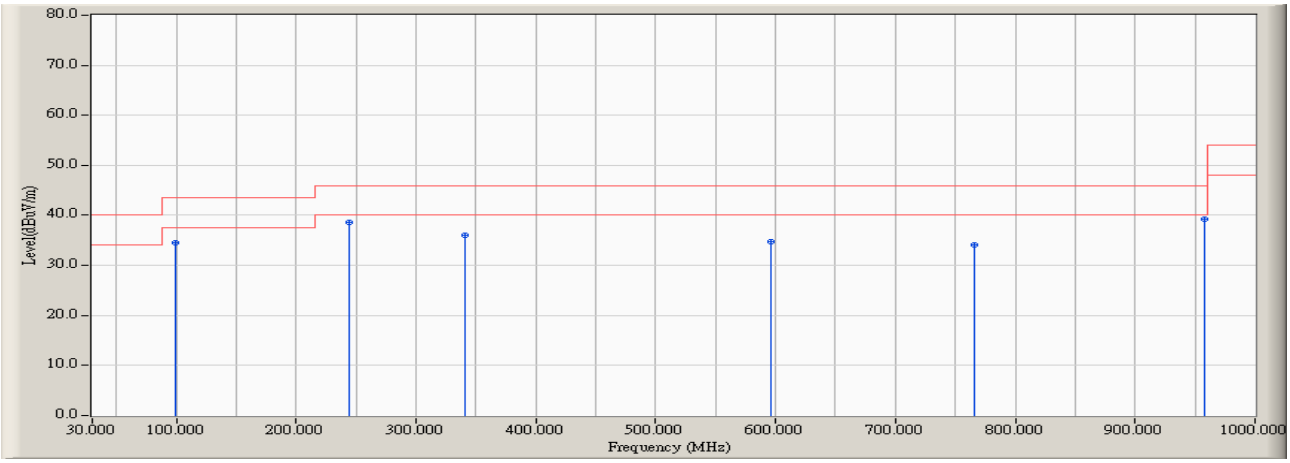

		Frequency (MHz)	Correct Factor (dB)	Reading Level (dBuV)	Measure Level (dBuV/m)	Margin (dB)	Limit (dBuV/m)	Detector Type
1		99.952	17.804	16.633	34.437	-9.063	43.500	QUASIPEAK
2		244.519	19.952	18.717	38.669	-7.331	46.000	QUASIPEAK
3		340.897	16.513	19.412	35.925	-10.075	46.000	QUASIPEAK
4		595.833	23.242	11.508	34.749	-11.251	46.000	QUASIPEAK
5		765.272	24.409	9.748	34.157	-11.843	46.000	QUASIPEAK
6	*	958.029	27.836	11.436	39.272	-6.728	46.000	QUASIPEAK

Note:

1. All Readings below 1GHz are Quasi-Peak, above 1GHz are performed with peak and/or average measurements as necessary.
2. Measurement Level = Reading Level + Correct Factor.
3. Correct Factor = Antenna factor + Cable loss –Amplifier gain.
4. The emission levels of other frequencies are very lower than the limit and not show in test report.
5. No emission found between lowest internal used/generated frequency to 30MHz.

Product : Intel® Wireless-AC 9560
Test Item : General Radiated Emission
Test Date : 2019/01/09
Test Mode : Mode 1 SISO A: Transmit (802.11n-20BW_7.2Mbps)(5600MHz)

Horizontal

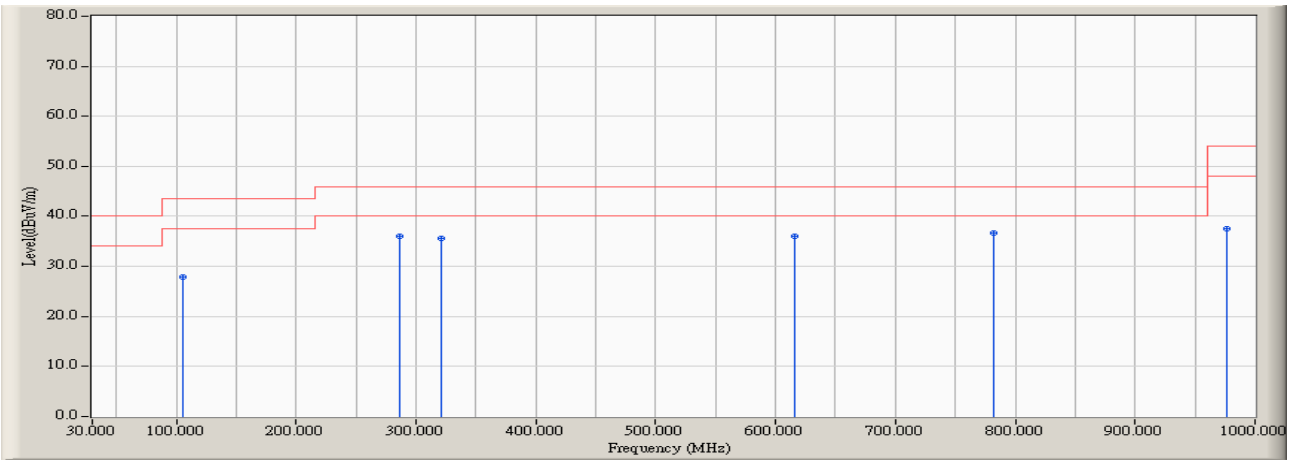

		Frequency (MHz)	Correct Factor (dB)	Reading Level (dBuV)	Measure Level (dBuV/m)	Margin (dB)	Limit (dBuV/m)	Detector Type
1		106.170	15.867	12.005	27.872	-15.628	43.500	QUASIPEAK
2		286.490	14.930	21.090	36.020	-9.980	46.000	QUASIPEAK
3		320.689	16.260	19.405	35.665	-10.335	46.000	QUASIPEAK
4		616.042	26.478	9.581	36.058	-9.942	46.000	QUASIPEAK
5	*	782.372	26.499	10.153	36.653	-9.347	46.000	QUASIPEAK
6		976.683	27.257	10.307	37.564	-16.436	54.000	QUASIPEAK

Note:

1. All Readings below 1GHz are Quasi-Peak, above 1GHz are performed with peak and/or average measurements as necessary.
2. Measurement Level = Reading Level + Correct Factor.
3. Correct Factor = Antenna factor + Cable loss –Amplifier gain.
4. The emission levels of other frequencies are very lower than the limit and not show in test report.
5. No emission found between lowest internal used/generated frequency to 30MHz.

Product : Intel® Wireless-AC 9560
Test Item : General Radiated Emission
Test Date : 2019/01/09
Test Mode : Mode 1 SISO A: Transmit (802.11n-20BW_7.2Mbps)(5600MHz)

Vertical

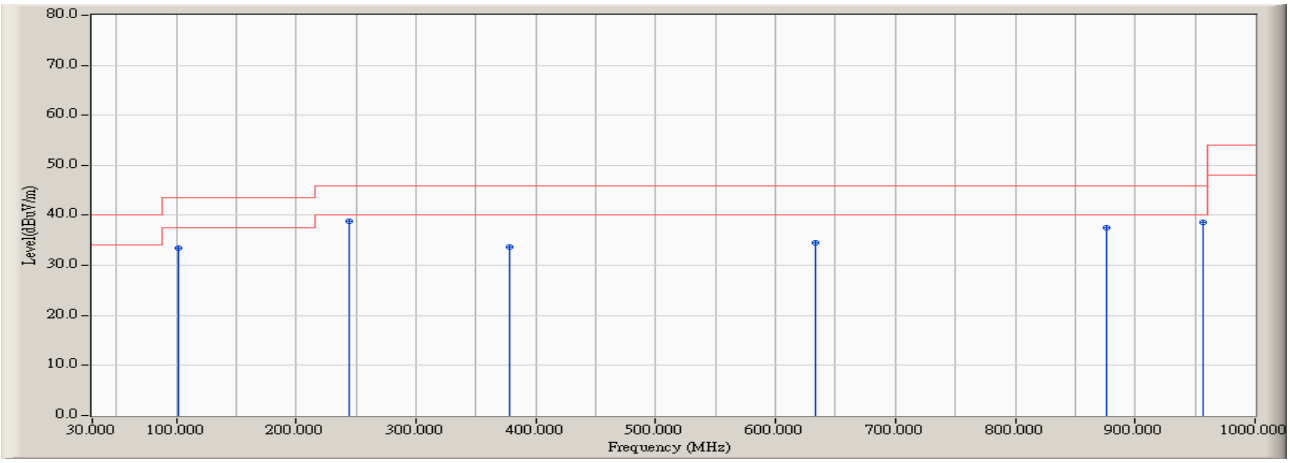

		Frequency (MHz)	Correct Factor (dB)	Reading Level (dBuV)	Measure Level (dBuV/m)	Margin (dB)	Limit (dBuV/m)	Detector Type
1		101.506	17.527	15.944	33.472	-10.028	43.500	QUASIPEAK
2	*	244.519	19.952	18.944	38.896	-7.104	46.000	QUASIPEAK
3		378.205	19.139	14.534	33.674	-12.326	46.000	QUASIPEAK
4		633.141	23.410	11.187	34.597	-11.403	46.000	QUASIPEAK
5		875.641	26.966	10.567	37.533	-8.467	46.000	QUASIPEAK
6		956.474	27.823	10.677	38.501	-7.499	46.000	QUASIPEAK

Note:

1. All Readings below 1GHz are Quasi-Peak, above 1GHz are performed with peak and/or average measurements as necessary.
2. Measurement Level = Reading Level + Correct Factor.
3. Correct Factor = Antenna factor + Cable loss –Amplifier gain.
4. The emission levels of other frequencies are very lower than the limit and not show in test report.
5. No emission found between lowest internal used/generated frequency to 30MHz.

Product : Intel® Wireless-AC 9560
Test Item : General Radiated Emission
Test Date : 2019/01/09
Test Mode : Mode 1 SISO A: Transmit (802.11n-20BW_7.2Mbps)(5785MHz)

Horizontal

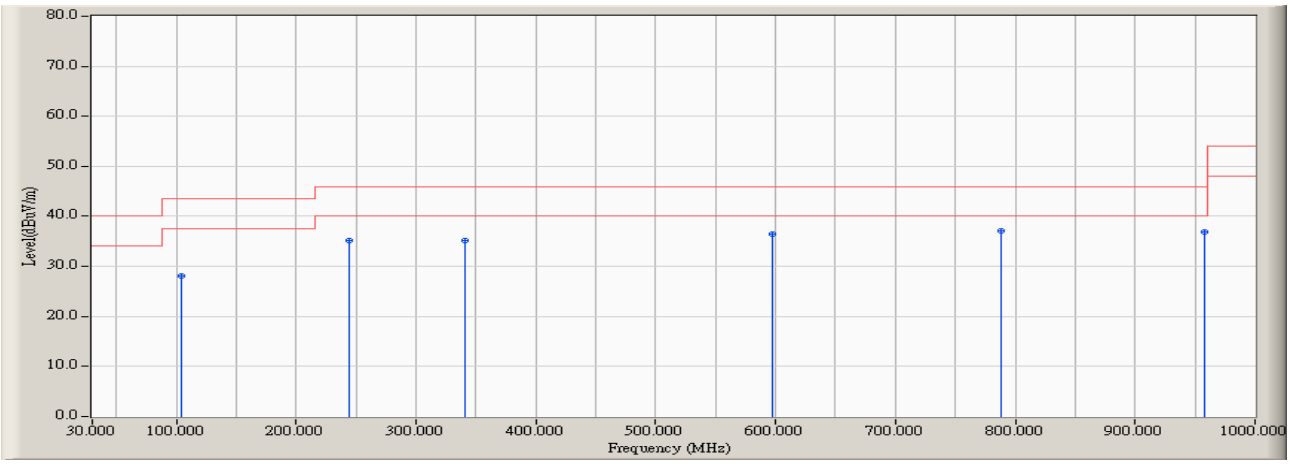

		Frequency (MHz)	Correct Factor (dB)	Reading Level (dBuV)	Measure Level (dBuV/m)	Margin (dB)	Limit (dBuV/m)	Detector Type
1		104.615	16.393	11.753	28.146	-15.354	43.500	QUASIPEAK
2		244.519	14.496	20.737	35.233	-10.767	46.000	QUASIPEAK
3		340.897	17.583	17.487	35.070	-10.930	46.000	QUASIPEAK
4		597.388	26.584	9.787	36.371	-9.629	46.000	QUASIPEAK
5	*	788.590	26.597	10.556	37.153	-8.847	46.000	QUASIPEAK
6		958.029	27.056	9.924	36.980	-9.020	46.000	QUASIPEAK

Note:

1. All Readings below 1GHz are Quasi-Peak, above 1GHz are performed with peak and/or average measurements as necessary.
2. Measurement Level = Reading Level + Correct Factor.
3. Correct Factor = Antenna factor + Cable loss –Amplifier gain.
4. The emission levels of other frequencies are very lower than the limit and not show in test report.
5. No emission found between lowest internal used/generated frequency to 30MHz.

Product : Intel® Wireless-AC 9560
Test Item : General Radiated Emission
Test Date : 2019/01/09
Test Mode : Mode 1 SISO A: Transmit (802.11n-20BW_7.2Mbps)(5785MHz)

Vertical

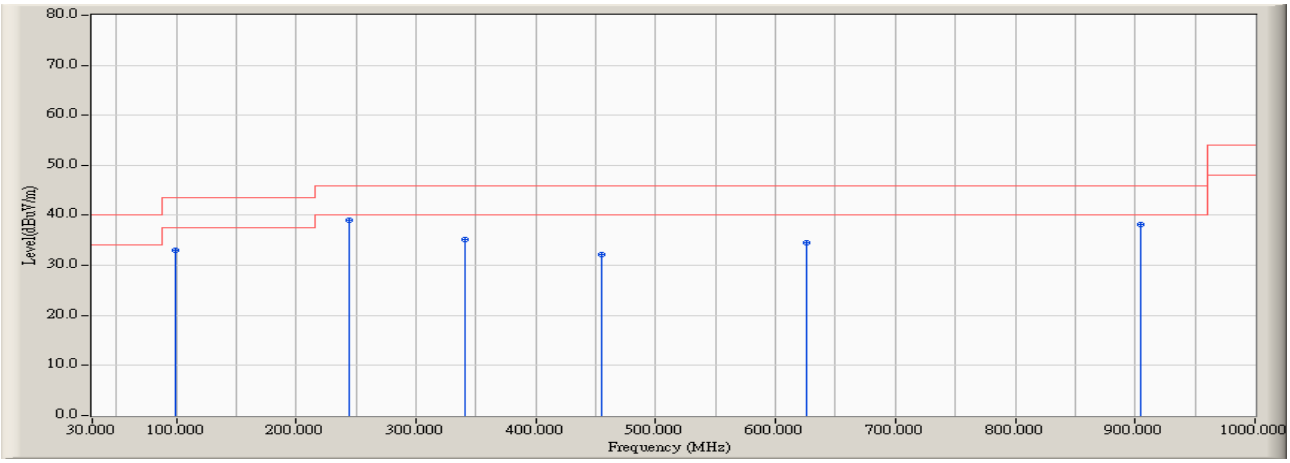

		Frequency (MHz)	Correct Factor (dB)	Reading Level (dBuV)	Measure Level (dBuV/m)	Margin (dB)	Limit (dBuV/m)	Detector Type
1		99.952	17.804	15.272	33.076	-10.424	43.500	QUASIPEAK
2	*	244.519	19.952	19.107	39.059	-6.941	46.000	QUASIPEAK
3		340.897	16.513	18.652	35.165	-10.835	46.000	QUASIPEAK
4		454.375	20.747	11.491	32.238	-13.762	46.000	QUASIPEAK
5		625.369	23.410	11.106	34.516	-11.484	46.000	QUASIPEAK
6		905.176	27.661	10.549	38.210	-7.790	46.000	QUASIPEAK

Note:

1. All Readings below 1GHz are Quasi-Peak, above 1GHz are performed with peak and/or average measurements as necessary.
2. Measurement Level = Reading Level + Correct Factor.
3. Correct Factor = Antenna factor + Cable loss –Amplifier gain.
4. The emission levels of other frequencies are very lower than the limit and not show in test report.
5. No emission found between lowest internal used/generated frequency to 30MHz.

Product : Intel® Wireless-AC 9560
Test Item : General Radiated Emission
Test Date : 2019/01/09
Test Mode : Mode 1 SISO A: Transmit (802.11n-40BW_15Mbps)(5190MHz)

Horizontal

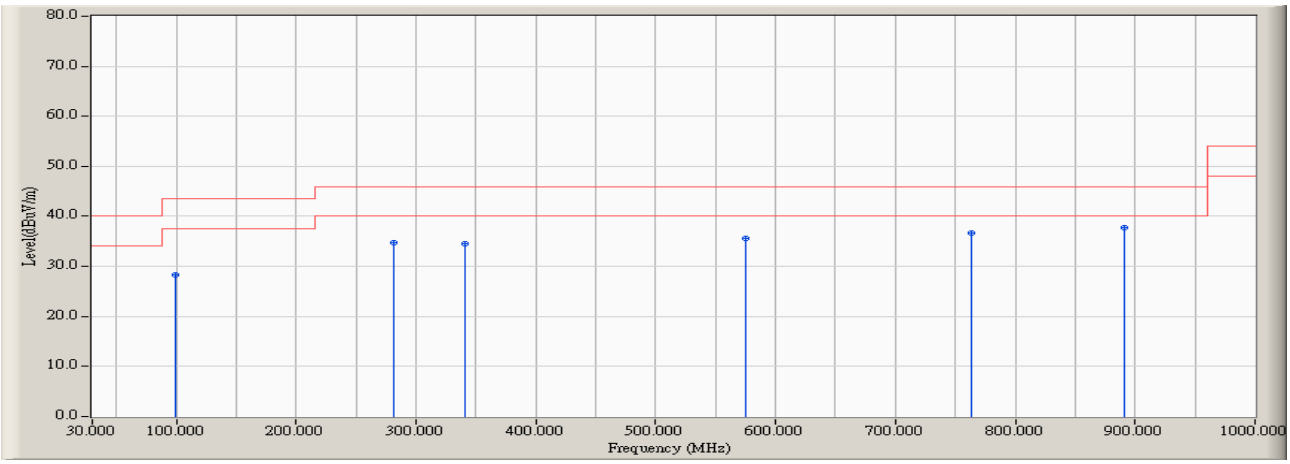

		Frequency (MHz)	Correct Factor (dB)	Reading Level (dBuV)	Measure Level (dBuV/m)	Margin (dB)	Limit (dBuV/m)	Detector Type
1		99.952	17.800	10.554	28.355	-15.145	43.500	QUASIPEAK
2		281.827	14.940	19.738	34.678	-11.322	46.000	QUASIPEAK
3		340.897	17.583	16.965	34.548	-11.452	46.000	QUASIPEAK
4		575.625	25.581	10.092	35.673	-10.327	46.000	QUASIPEAK
5		763.718	26.202	10.508	36.710	-9.290	46.000	QUASIPEAK
6	*	891.186	26.498	11.225	37.723	-8.277	46.000	QUASIPEAK

Note:

1. All Readings below 1GHz are Quasi-Peak, above 1GHz are performed with peak and/or average measurements as necessary.
2. Measurement Level = Reading Level + Correct Factor.
3. Correct Factor = Antenna factor + Cable loss –Amplifier gain.
4. The emission levels of other frequencies are very lower than the limit and not show in test report.
5. No emission found between lowest internal used/generated frequency to 30MHz.

Product : Intel® Wireless-AC 9560
Test Item : General Radiated Emission
Test Date : 2019/01/09
Test Mode : Mode 1 SISO A: Transmit (802.11n-40BW_15Mbps)(5190MHz)

Vertical

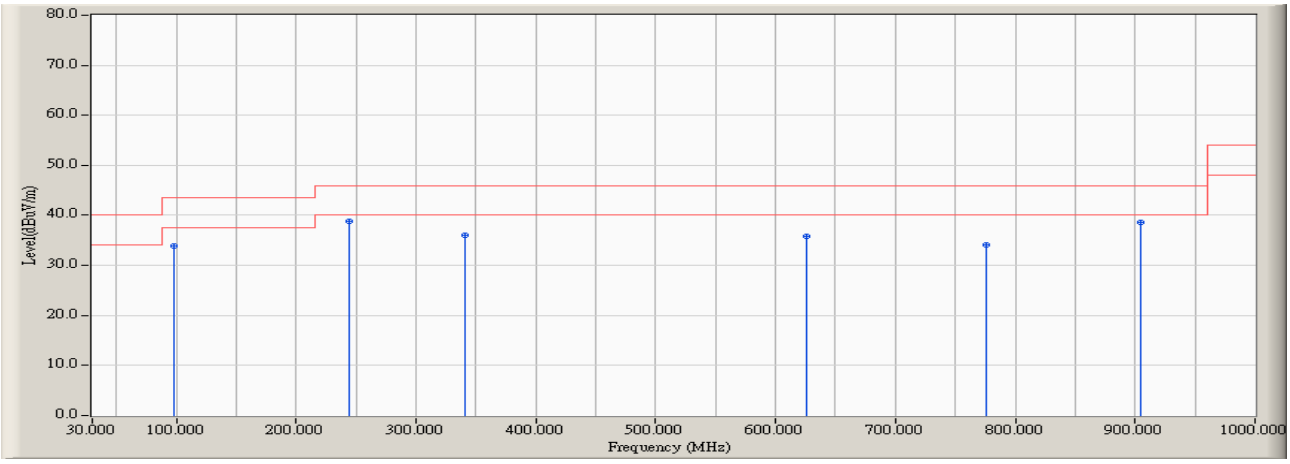

		Frequency (MHz)	Correct Factor (dB)	Reading Level (dBuV)	Measure Level (dBuV/m)	Margin (dB)	Limit (dBuV/m)	Detector Type
1		98.397	17.323	16.493	33.817	-9.683	43.500	QUASIPEAK
2	*	244.519	19.952	18.875	38.827	-7.173	46.000	QUASIPEAK
3		340.897	16.513	19.487	36.000	-10.000	46.000	QUASIPEAK
4		625.369	23.410	12.388	35.798	-10.202	46.000	QUASIPEAK
5		776.154	24.558	9.551	34.109	-11.891	46.000	QUASIPEAK
6		905.176	27.661	11.048	38.709	-7.291	46.000	QUASIPEAK

Note:

1. All Readings below 1GHz are Quasi-Peak, above 1GHz are performed with peak and/or average measurements as necessary.
2. Measurement Level = Reading Level + Correct Factor.
3. Correct Factor = Antenna factor + Cable loss –Amplifier gain.
4. The emission levels of other frequencies are very lower than the limit and not show in test report.
5. No emission found between lowest internal used/generated frequency to 30MHz.

Product : Intel® Wireless-AC 9560
Test Item : General Radiated Emission
Test Date : 2019/01/09
Test Mode : Mode 1 SISO A: Transmit (802.11n-40BW_15Mbps)(5270MHz)

Horizontal

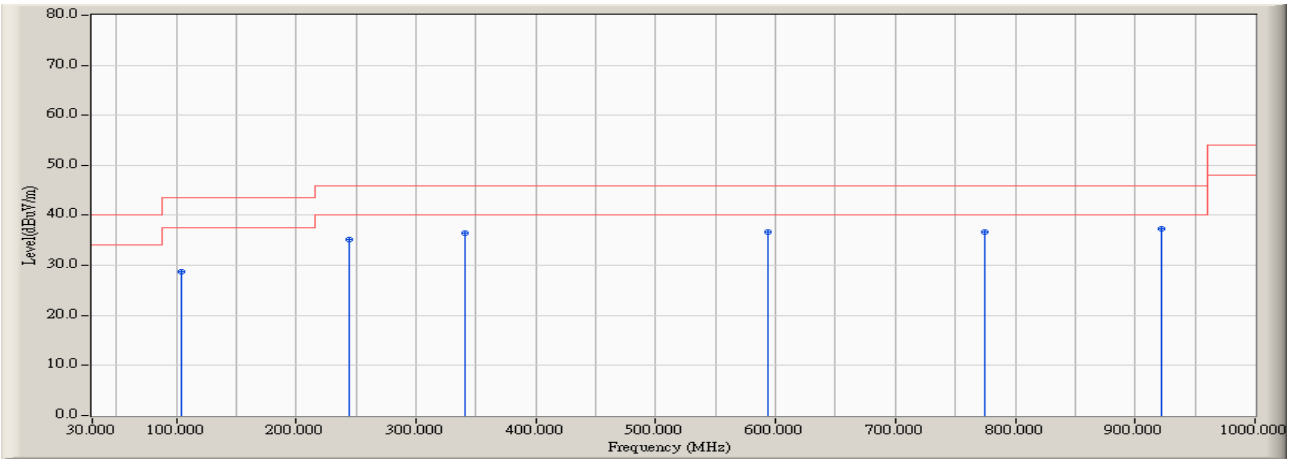

		Frequency (MHz)	Correct Factor (dB)	Reading Level (dBuV)	Measure Level (dBuV/m)	Margin (dB)	Limit (dBuV/m)	Detector Type
1		104.615	16.393	12.420	28.813	-14.687	43.500	QUASIPEAK
2		244.519	14.496	20.681	35.177	-10.823	46.000	QUASIPEAK
3		340.897	17.583	18.826	36.409	-9.591	46.000	QUASIPEAK
4		594.279	26.441	10.276	36.717	-9.283	46.000	QUASIPEAK
5		774.599	26.368	10.234	36.602	-9.398	46.000	QUASIPEAK
6	*	922.276	26.699	10.524	37.222	-8.778	46.000	QUASIPEAK

Note:

1. All Readings below 1GHz are Quasi-Peak, above 1GHz are performed with peak and/or average measurements as necessary.
2. Measurement Level = Reading Level + Correct Factor.
3. Correct Factor = Antenna factor + Cable loss –Amplifier gain.
4. The emission levels of other frequencies are very lower than the limit and not show in test report.
5. No emission found between lowest internal used/generated frequency to 30MHz.

Product : Intel® Wireless-AC 9560
Test Item : General Radiated Emission
Test Date : 2019/01/09
Test Mode : Mode 1 SISO A: Transmit (802.11n-40BW_15Mbps)(5270MHz)

Vertical

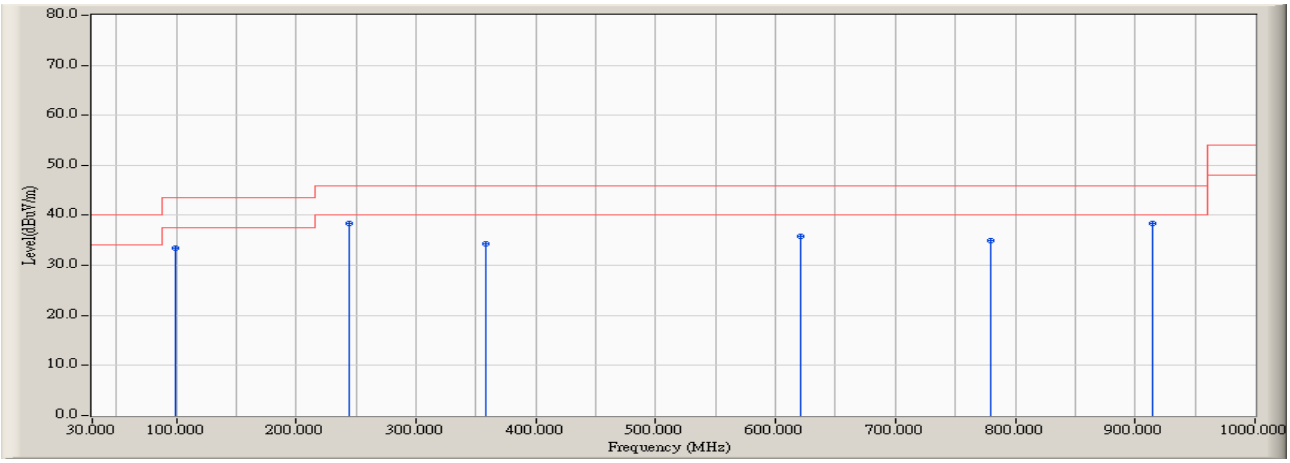

		Frequency (MHz)	Correct Factor (dB)	Reading Level (dBuV)	Measure Level (dBuV/m)	Margin (dB)	Limit (dBuV/m)	Detector Type
1		99.952	17.804	15.664	33.468	-10.032	43.500	QUASIPEAK
2	*	244.519	19.952	18.523	38.475	-7.525	46.000	QUASIPEAK
3		357.997	17.713	16.549	34.263	-11.737	46.000	QUASIPEAK
4		620.705	23.404	12.324	35.728	-10.272	46.000	QUASIPEAK
5		779.263	24.599	10.461	35.060	-10.940	46.000	QUASIPEAK
6		914.503	27.687	10.656	38.343	-7.657	46.000	QUASIPEAK

Note:

1. All Readings below 1GHz are Quasi-Peak, above 1GHz are performed with peak and/or average measurements as necessary.
2. Measurement Level = Reading Level + Correct Factor.
3. Correct Factor = Antenna factor + Cable loss –Amplifier gain.
4. The emission levels of other frequencies are very lower than the limit and not show in test report.
5. No emission found between lowest internal used/generated frequency to 30MHz.

Product : Intel® Wireless-AC 9560
Test Item : General Radiated Emission
Test Date : 2019/01/09
Test Mode : Mode 1 SISO A: Transmit (802.11n-40BW_15Mbps)(5590MHz)

Horizontal

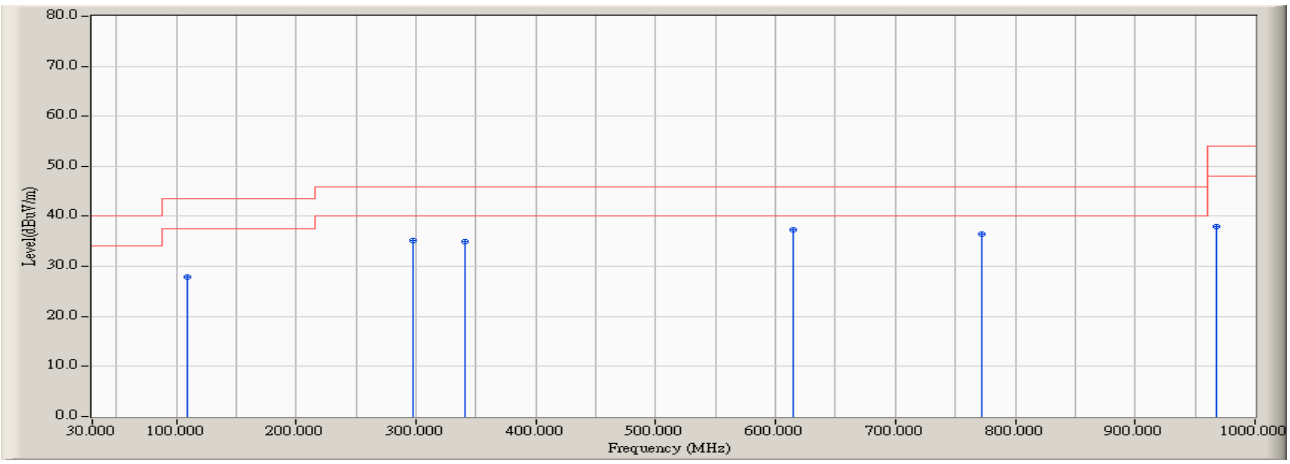

		Frequency (MHz)	Correct Factor (dB)	Reading Level (dBuV)	Measure Level (dBuV/m)	Margin (dB)	Limit (dBuV/m)	Detector Type
1		109.279	14.814	13.110	27.924	-15.576	43.500	QUASIPEAK
2		297.372	14.910	20.290	35.200	-10.800	46.000	QUASIPEAK
3		340.897	17.583	17.307	34.890	-11.110	46.000	QUASIPEAK
4	*	614.487	26.500	10.716	37.217	-8.783	46.000	QUASIPEAK
5		771.490	26.321	10.224	36.546	-9.454	46.000	QUASIPEAK
6		967.356	27.156	10.829	37.985	-16.015	54.000	QUASIPEAK

Note:

1. All Readings below 1GHz are Quasi-Peak, above 1GHz are performed with peak and/or average measurements as necessary.
2. Measurement Level = Reading Level + Correct Factor.
3. Correct Factor = Antenna factor + Cable loss –Amplifier gain.
4. The emission levels of other frequencies are very lower than the limit and not show in test report.
5. No emission found between lowest internal used/generated frequency to 30MHz.

Product : Intel® Wireless-AC 9560
Test Item : General Radiated Emission
Test Date : 2019/01/09
Test Mode : Mode 1 SISO A: Transmit (802.11n-40BW_15Mbps)(5590MHz)

Vertical

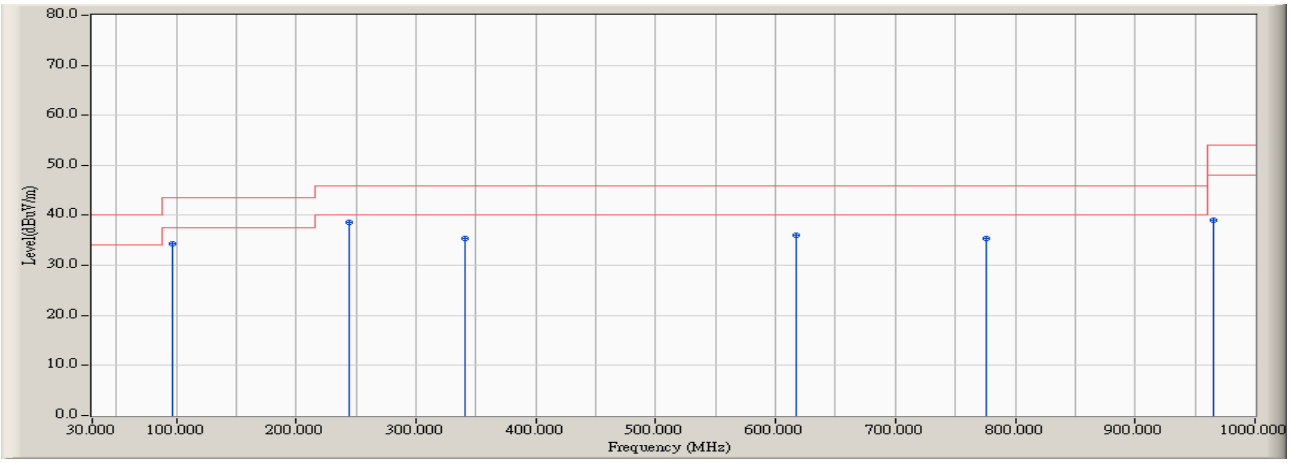

		Frequency (MHz)	Correct Factor (dB)	Reading Level (dBuV)	Measure Level (dBuV/m)	Margin (dB)	Limit (dBuV/m)	Detector Type
1		96.843	16.758	17.468	34.225	-9.275	43.500	QUASIPEAK
2	*	244.519	19.952	18.647	38.599	-7.401	46.000	QUASIPEAK
3		340.897	16.513	18.802	35.315	-10.685	46.000	QUASIPEAK
4		617.596	23.395	12.620	36.015	-9.985	46.000	QUASIPEAK
5		776.154	24.558	10.778	35.336	-10.664	46.000	QUASIPEAK
6		965.801	27.863	11.223	39.086	-14.914	54.000	QUASIPEAK

Note:

1. All Readings below 1GHz are Quasi-Peak, above 1GHz are performed with peak and/or average measurements as necessary.
2. Measurement Level = Reading Level + Correct Factor.
3. Correct Factor = Antenna factor + Cable loss –Amplifier gain.
4. The emission levels of other frequencies are very lower than the limit and not show in test report.
5. No emission found between lowest internal used/generated frequency to 30MHz.

Product : Intel® Wireless-AC 9560
Test Item : General Radiated Emission
Test Date : 2019/01/09
Test Mode : Mode 1 SISO A: Transmit (802.11n-40BW_15Mbps)(5755MHz)

Horizontal

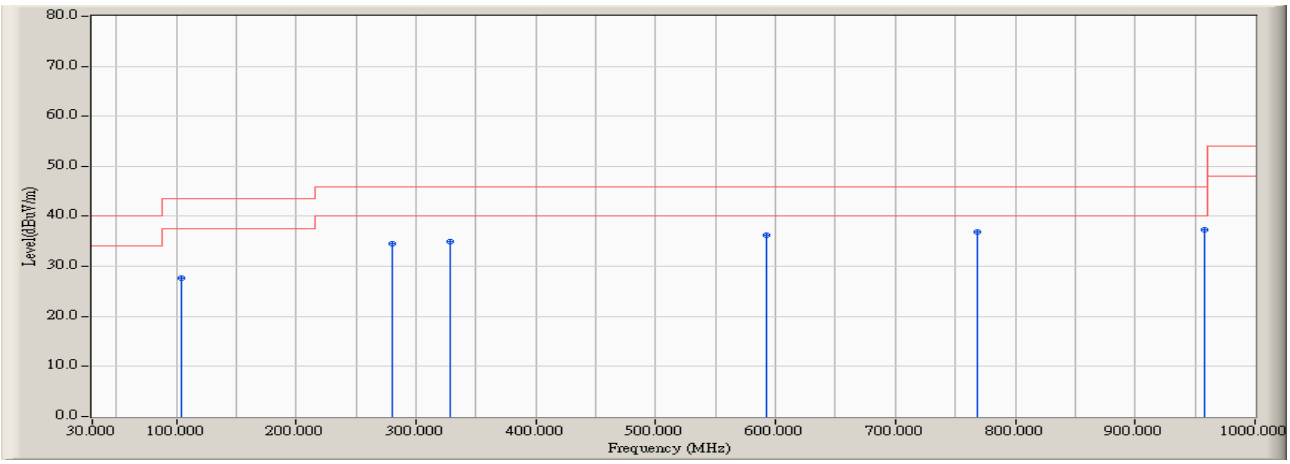

		Frequency (MHz)	Correct Factor (dB)	Reading Level (dBuV)	Measure Level (dBuV/m)	Margin (dB)	Limit (dBuV/m)	Detector Type
1		104.615	16.393	11.185	27.578	-15.922	43.500	QUASIPEAK
2		280.272	14.935	19.596	34.531	-11.469	46.000	QUASIPEAK
3		328.462	16.772	18.224	34.996	-11.004	46.000	QUASIPEAK
4		592.724	26.365	9.876	36.242	-9.758	46.000	QUASIPEAK
5		768.381	26.268	10.701	36.970	-9.030	46.000	QUASIPEAK
6	*	958.029	27.056	10.361	37.417	-8.583	46.000	QUASIPEAK

Note:

1. All Readings below 1GHz are Quasi-Peak, above 1GHz are performed with peak and/or average measurements as necessary.
2. Measurement Level = Reading Level + Correct Factor.
3. Correct Factor = Antenna factor + Cable loss –Amplifier gain.
4. The emission levels of other frequencies are very lower than the limit and not show in test report.
5. No emission found between lowest internal used/generated frequency to 30MHz.

Product : Intel® Wireless-AC 9560
Test Item : General Radiated Emission
Test Date : 2019/01/09
Test Mode : Mode 1 SISO A: Transmit (802.11n-40BW_15Mbps)(5755MHz)

Vertical

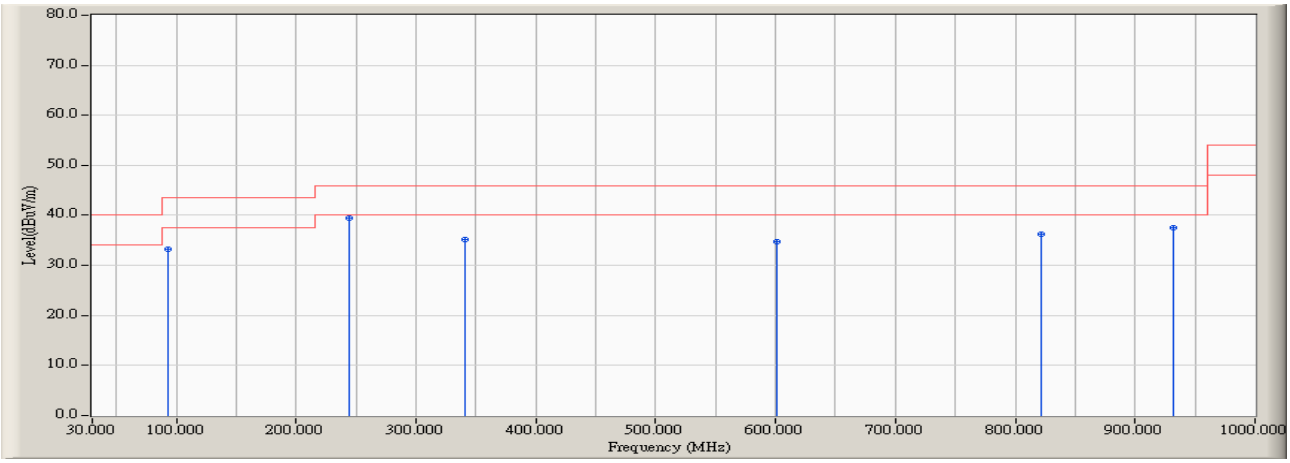

		Frequency (MHz)	Correct Factor (dB)	Reading Level (dBuV)	Measure Level (dBuV/m)	Margin (dB)	Limit (dBuV/m)	Detector Type
1		93.734	15.641	17.615	33.256	-10.244	43.500	QUASIPEAK
2	*	244.519	19.952	19.523	39.475	-6.525	46.000	QUASIPEAK
3		340.897	16.513	18.628	35.141	-10.859	46.000	QUASIPEAK
4		600.497	23.342	11.432	34.774	-11.226	46.000	QUASIPEAK
5		821.234	25.465	10.868	36.333	-9.667	46.000	QUASIPEAK
6		931.603	27.745	9.895	37.640	-8.360	46.000	QUASIPEAK

Note:

1. All Readings below 1GHz are Quasi-Peak, above 1GHz are performed with peak and/or average measurements as necessary.
2. Measurement Level = Reading Level + Correct Factor.
3. Correct Factor = Antenna factor + Cable loss –Amplifier gain.
4. The emission levels of other frequencies are very lower than the limit and not show in test report.
5. No emission found between lowest internal used/generated frequency to 30MHz.

Product : Intel® Wireless-AC 9560
Test Item : General Radiated Emission
Test Date : 2019/01/09
Test Mode : Mode 1 SISO A: Transmit (802.11ac-20BW_7.2Mbps)(5720MHz)

Horizontal

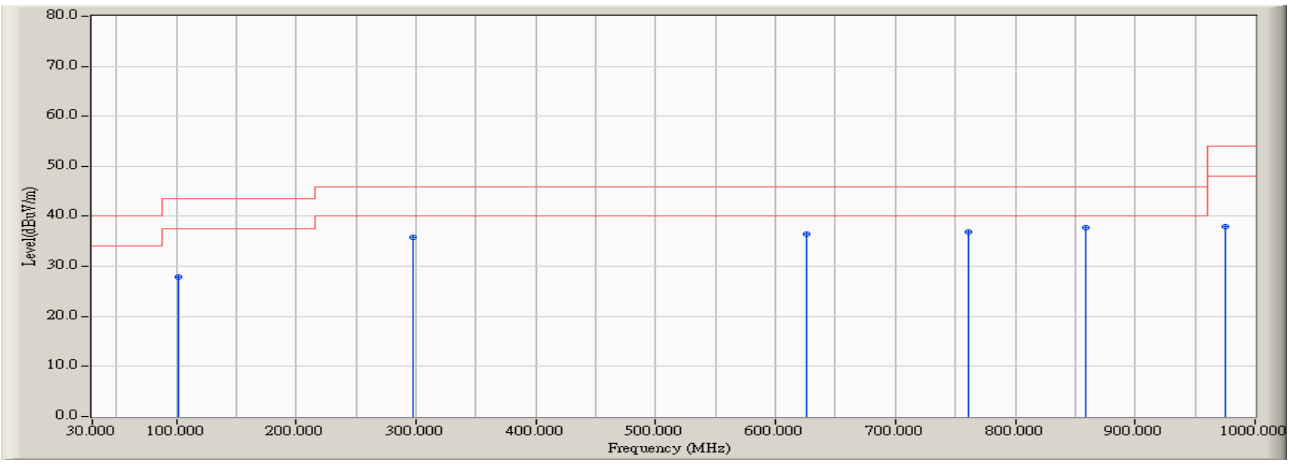

		Frequency (MHz)	Correct Factor (dB)	Reading Level (dBuV)	Measure Level (dBuV/m)	Margin (dB)	Limit (dBuV/m)	Detector Type
1		101.506	17.433	10.531	27.964	-15.536	43.500	QUASIPEAK
2		297.372	14.910	20.933	35.843	-10.157	46.000	QUASIPEAK
3		625.369	26.344	10.086	36.430	-9.570	46.000	QUASIPEAK
4		760.609	26.159	10.727	36.886	-9.114	46.000	QUASIPEAK
5	*	858.542	26.609	11.033	37.642	-8.358	46.000	QUASIPEAK
6		975.128	27.238	10.790	38.027	-15.973	54.000	QUASIPEAK

Note:

1. All Readings below 1GHz are Quasi-Peak, above 1GHz are performed with peak and/or average measurements as necessary.
2. Measurement Level = Reading Level + Correct Factor.
3. Correct Factor = Antenna factor + Cable loss –Amplifier gain.
4. The emission levels of other frequencies are very lower than the limit and not show in test report.
5. No emission found between lowest internal used/generated frequency to 30MHz.

Product : Intel® Wireless-AC 9560
Test Item : General Radiated Emission
Test Date : 2019/01/09
Test Mode : Mode 1 SISO A: Transmit (802.11ac-20BW_7.2Mbps)(5720MHz)

Vertical

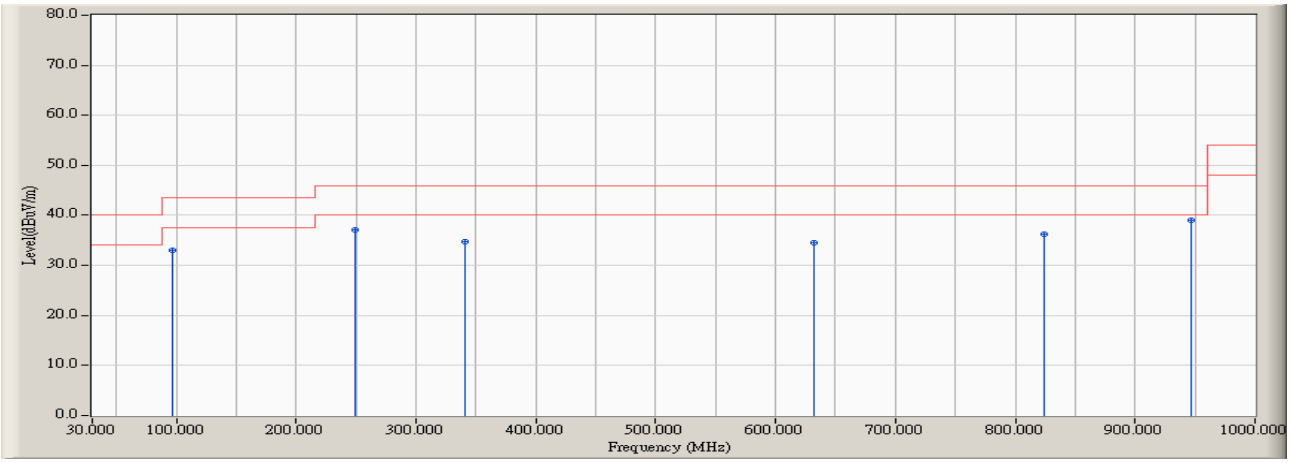

		Frequency (MHz)	Correct Factor (dB)	Reading Level (dBuV)	Measure Level (dBuV/m)	Margin (dB)	Limit (dBuV/m)	Detector Type
1		96.843	16.758	16.259	33.016	-10.484	43.500	QUASIPEAK
2		249.183	19.869	17.287	37.156	-8.844	46.000	QUASIPEAK
3		340.897	16.513	18.335	34.848	-11.152	46.000	QUASIPEAK
4		631.587	23.410	11.101	34.511	-11.489	46.000	QUASIPEAK
5		824.343	25.551	10.742	36.293	-9.707	46.000	QUASIPEAK
6	*	947.147	27.792	11.268	39.060	-6.940	46.000	QUASIPEAK

Note:

1. All Readings below 1GHz are Quasi-Peak, above 1GHz are performed with peak and/or average measurements as necessary.
2. Measurement Level = Reading Level + Correct Factor.
3. Correct Factor = Antenna factor + Cable loss –Amplifier gain.
4. The emission levels of other frequencies are very lower than the limit and not show in test report.
5. No emission found between lowest internal used/generated frequency to 30MHz.

Product : Intel® Wireless-AC 9560
Test Item : General Radiated Emission
Test Date : 2019/01/09
Test Mode : Mode 1 SISO A: Transmit (802.11ac-40BW_15Mbps)(5710MHz)

Horizontal

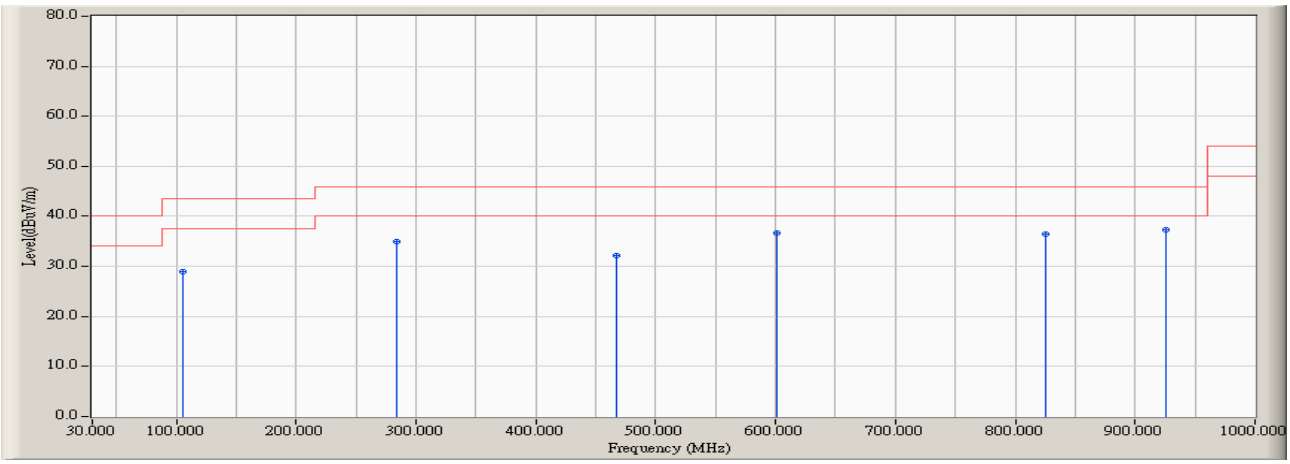

		Frequency (MHz)	Correct Factor (dB)	Reading Level (dBuV)	Measure Level (dBuV/m)	Margin (dB)	Limit (dBuV/m)	Detector Type
1		106.170	15.867	13.005	28.872	-14.628	43.500	QUASIPEAK
2		283.381	14.938	19.944	34.882	-11.118	46.000	QUASIPEAK
3		466.811	21.865	10.376	32.242	-13.758	46.000	QUASIPEAK
4		600.497	26.682	9.929	36.611	-9.389	46.000	QUASIPEAK
5		825.897	26.691	9.832	36.523	-9.477	46.000	QUASIPEAK
6	*	925.385	26.726	10.533	37.259	-8.741	46.000	QUASIPEAK

Note:

1. All Readings below 1GHz are Quasi-Peak, above 1GHz are performed with peak and/or average measurements as necessary.
2. Measurement Level = Reading Level + Correct Factor.
3. Correct Factor = Antenna factor + Cable loss –Amplifier gain.
4. The emission levels of other frequencies are very lower than the limit and not show in test report.
5. No emission found between lowest internal used/generated frequency to 30MHz.

Product : Intel® Wireless-AC 9560
Test Item : General Radiated Emission
Test Date : 2019/01/09
Test Mode : Mode 1 SISO A: Transmit (802.11ac-40BW_15Mbps)(5710MHz)

Vertical

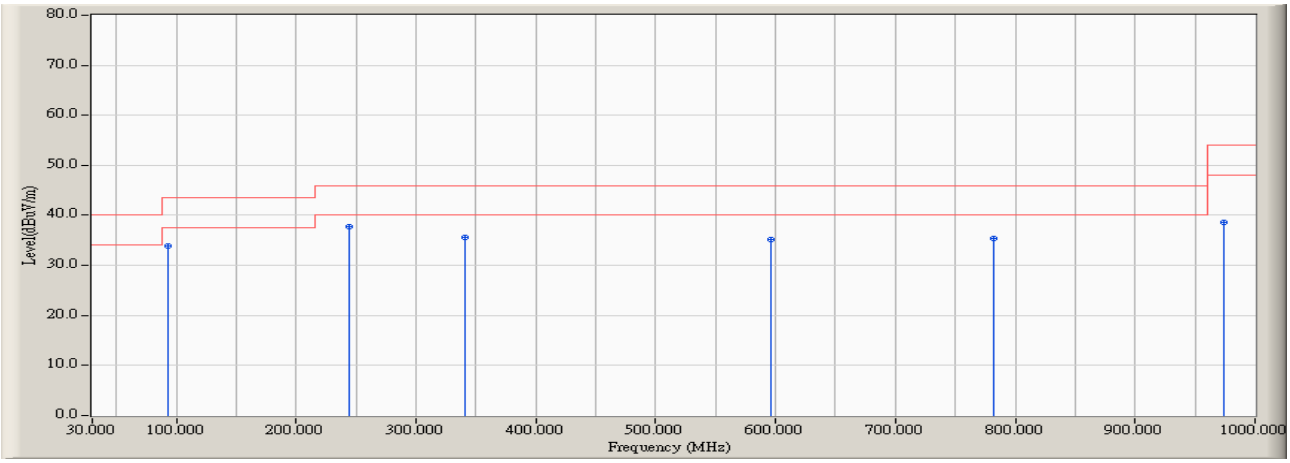

		Frequency (MHz)	Correct Factor (dB)	Reading Level (dBuV)	Measure Level (dBuV/m)	Margin (dB)	Limit (dBuV/m)	Detector Type
1		93.734	15.641	18.282	33.923	-9.577	43.500	QUASIPEAK
2	*	244.519	19.952	17.803	37.755	-8.245	46.000	QUASIPEAK
3		340.897	16.513	19.056	35.569	-10.431	46.000	QUASIPEAK
4		595.833	23.242	11.874	35.115	-10.885	46.000	QUASIPEAK
5		782.372	24.639	10.701	35.341	-10.659	46.000	QUASIPEAK
6		973.574	27.890	10.646	38.536	-15.464	54.000	QUASIPEAK

Note:

1. All Readings below 1GHz are Quasi-Peak, above 1GHz are performed with peak and/or average measurements as necessary.
2. Measurement Level = Reading Level + Correct Factor.
3. Correct Factor = Antenna factor + Cable loss –Amplifier gain.
4. The emission levels of other frequencies are very lower than the limit and not show in test report.
5. No emission found between lowest internal used/generated frequency to 30MHz.

Product : Intel® Wireless-AC 9560
Test Item : General Radiated Emission
Test Date : 2019/01/09
Test Mode : Mode 1 SISO A: Transmit (802.11ac-80BW_32.5Mbps)(5210MHz)

Horizontal

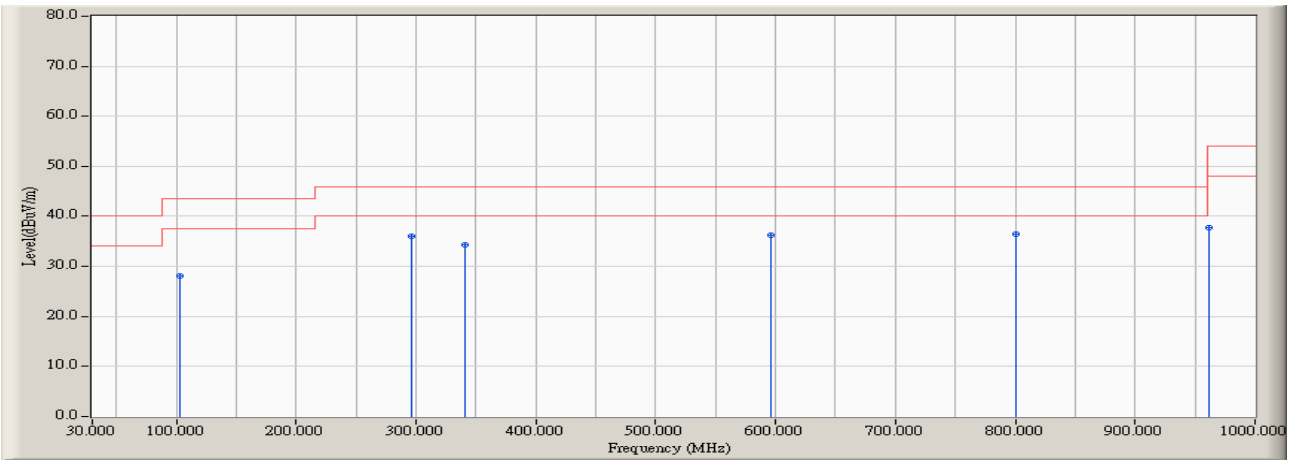

		Frequency (MHz)	Correct Factor (dB)	Reading Level (dBuV)	Measure Level (dBuV/m)	Margin (dB)	Limit (dBuV/m)	Detector Type
1		103.061	16.921	11.109	28.030	-15.470	43.500	QUASIPEAK
2		295.817	14.910	21.040	35.950	-10.050	46.000	QUASIPEAK
3		340.897	17.583	16.822	34.405	-11.595	46.000	QUASIPEAK
4		595.833	26.508	9.680	36.188	-9.812	46.000	QUASIPEAK
5	*	801.026	26.758	9.782	36.540	-9.460	46.000	QUASIPEAK
6		961.138	27.092	10.706	37.798	-16.202	54.000	QUASIPEAK

Note:

1. All Readings below 1GHz are Quasi-Peak, above 1GHz are performed with peak and/or average measurements as necessary.
2. Measurement Level = Reading Level + Correct Factor.
3. Correct Factor = Antenna factor + Cable loss –Amplifier gain.
4. The emission levels of other frequencies are very lower than the limit and not show in test report.
5. No emission found between lowest internal used/generated frequency to 30MHz.

Product : Intel® Wireless-AC 9560
Test Item : General Radiated Emission
Test Date : 2019/01/09
Test Mode : Mode 1 SISO A: Transmit (802.11ac-80BW_32.5Mbps)(5210MHz)

Vertical

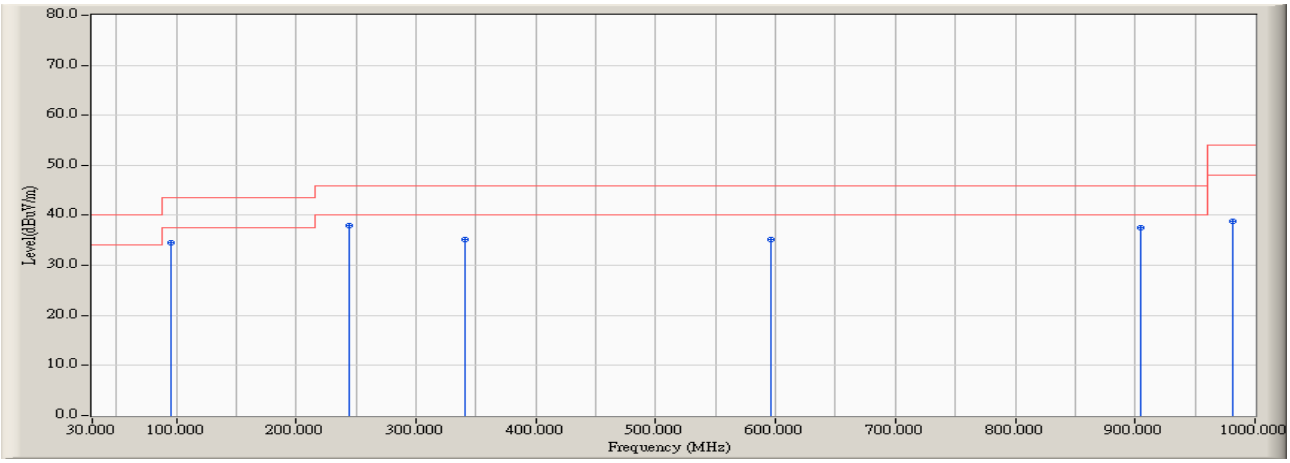

		Frequency (MHz)	Correct Factor (dB)	Reading Level (dBuV)	Measure Level (dBuV/m)	Margin (dB)	Limit (dBuV/m)	Detector Type
1		95.288	16.199	18.410	34.608	-8.892	43.500	QUASIPEAK
2	*	244.519	19.952	17.917	37.869	-8.131	46.000	QUASIPEAK
3		340.897	16.513	18.701	35.214	-10.786	46.000	QUASIPEAK
4		595.833	23.242	11.874	35.115	-10.885	46.000	QUASIPEAK
5		905.176	27.661	9.974	37.635	-8.365	46.000	QUASIPEAK
6		981.346	27.918	10.893	38.811	-15.189	54.000	QUASIPEAK

Note:

1. All Readings below 1GHz are Quasi-Peak, above 1GHz are performed with peak and/or average measurements as necessary.
2. Measurement Level = Reading Level + Correct Factor.
3. Correct Factor = Antenna factor + Cable loss –Amplifier gain.
4. The emission levels of other frequencies are very lower than the limit and not show in test report.
5. No emission found between lowest internal used/generated frequency to 30MHz.

Product : Intel® Wireless-AC 9560
Test Item : General Radiated Emission
Test Date : 2019/01/09
Test Mode : Mode 1 SISO A: Transmit (802.11ac-80BW_32.5Mbps)(5290MHz)

Horizontal

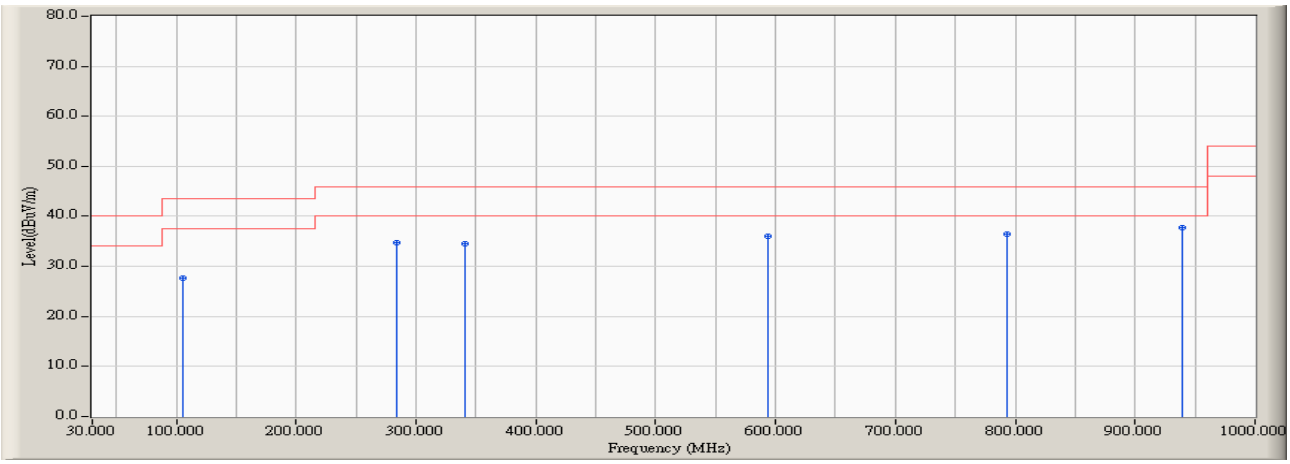

		Frequency (MHz)	Correct Factor (dB)	Reading Level (dBuV)	Measure Level (dBuV/m)	Margin (dB)	Limit (dBuV/m)	Detector Type
1		106.170	15.867	11.885	27.752	-15.748	43.500	QUASIPEAK
2		283.381	14.938	19.740	34.678	-11.322	46.000	QUASIPEAK
3		340.897	17.583	16.923	34.506	-11.494	46.000	QUASIPEAK
4		594.279	26.441	9.677	36.118	-9.882	46.000	QUASIPEAK
5		793.253	26.663	9.838	36.501	-9.499	46.000	QUASIPEAK
6	*	939.375	26.863	10.826	37.689	-8.311	46.000	QUASIPEAK

Note:

1. All Readings below 1GHz are Quasi-Peak, above 1GHz are performed with peak and/or average measurements as necessary.
2. Measurement Level = Reading Level + Correct Factor.
3. Correct Factor = Antenna factor + Cable loss –Amplifier gain.
4. The emission levels of other frequencies are very lower than the limit and not show in test report.
5. No emission found between lowest internal used/generated frequency to 30MHz.

Product : Intel® Wireless-AC 9560
Test Item : General Radiated Emission
Test Date : 2019/01/09
Test Mode : Mode 1 SISO A: Transmit (802.11ac-80BW_32.5Mbps)(5290MHz)

Vertical

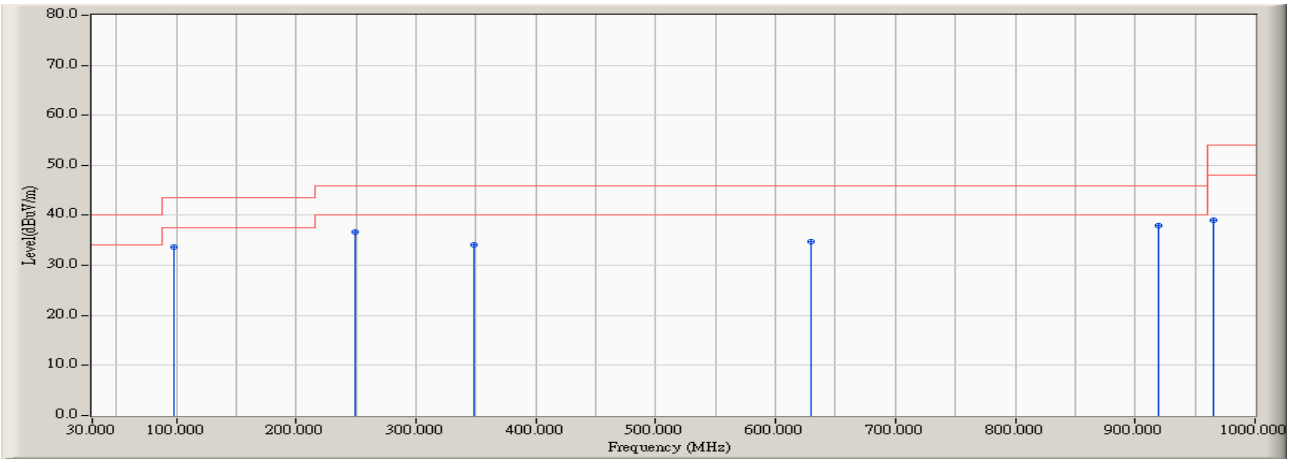

		Frequency (MHz)	Correct Factor (dB)	Reading Level (dBuV)	Measure Level (dBuV/m)	Margin (dB)	Limit (dBuV/m)	Detector Type
1		98.397	17.323	16.404	33.728	-9.772	43.500	QUASIPEAK
2		249.183	19.869	16.844	36.713	-9.287	46.000	QUASIPEAK
3		348.670	17.056	17.132	34.188	-11.812	46.000	QUASIPEAK
4		630.032	23.410	11.389	34.799	-11.201	46.000	QUASIPEAK
5	*	919.167	27.704	10.277	37.981	-8.019	46.000	QUASIPEAK
6		965.801	27.863	11.089	38.952	-15.048	54.000	QUASIPEAK

Note:

1. All Readings below 1GHz are Quasi-Peak, above 1GHz are performed with peak and/or average measurements as necessary.
2. Measurement Level = Reading Level + Correct Factor.
3. Correct Factor = Antenna factor + Cable loss –Amplifier gain.
4. The emission levels of other frequencies are very lower than the limit and not show in test report.
5. No emission found between lowest internal used/generated frequency to 30MHz.

Product : Intel® Wireless-AC 9560
Test Item : General Radiated Emission
Test Date : 2019/01/09
Test Mode : Mode 1 SISO A: Transmit (802.11ac-80BW_32.5Mbps)(5530MHz)

Horizontal

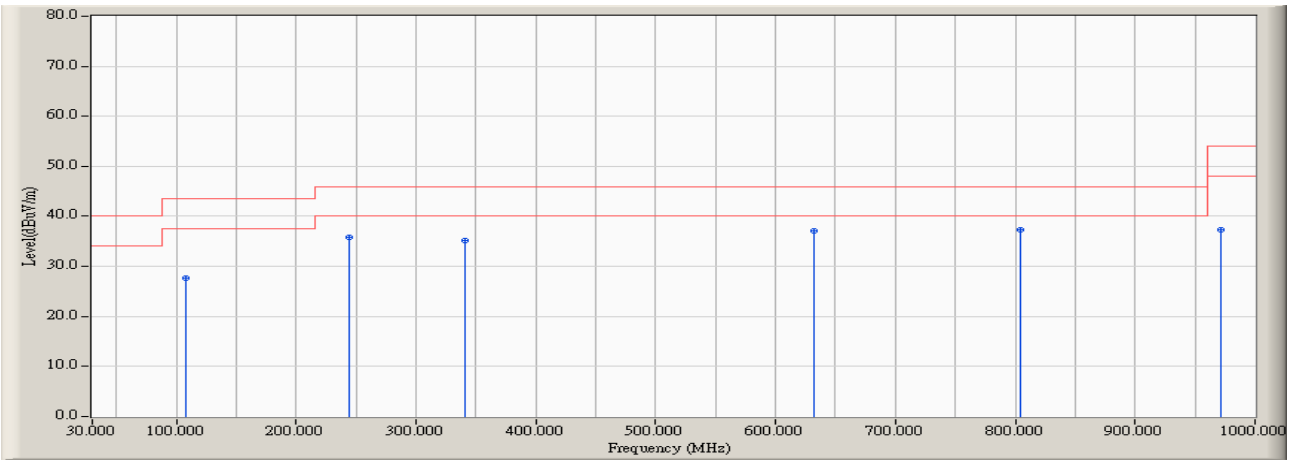

		Frequency (MHz)	Correct Factor (dB)	Reading Level (dBuV)	Measure Level (dBuV/m)	Margin (dB)	Limit (dBuV/m)	Detector Type
1		107.724	15.343	12.383	27.725	-15.775	43.500	QUASIPEAK
2		244.519	14.496	21.246	35.742	-10.258	46.000	QUASIPEAK
3		340.897	17.583	17.564	35.147	-10.853	46.000	QUASIPEAK
4		631.587	26.246	10.939	37.185	-8.815	46.000	QUASIPEAK
5	*	804.135	26.752	10.634	37.386	-8.614	46.000	QUASIPEAK
6		972.019	27.207	10.042	37.249	-16.751	54.000	QUASIPEAK

Note:

1. All Readings below 1GHz are Quasi-Peak, above 1GHz are performed with peak and/or average measurements as necessary.
2. Measurement Level = Reading Level + Correct Factor.
3. Correct Factor = Antenna factor + Cable loss –Amplifier gain.
4. The emission levels of other frequencies are very lower than the limit and not show in test report.
5. No emission found between lowest internal used/generated frequency to 30MHz.

Product : Intel® Wireless-AC 9560
Test Item : General Radiated Emission
Test Date : 2019/01/09
Test Mode : Mode 1 SISO A: Transmit (802.11ac-80BW_32.5Mbps)(5530MHz)

Vertical

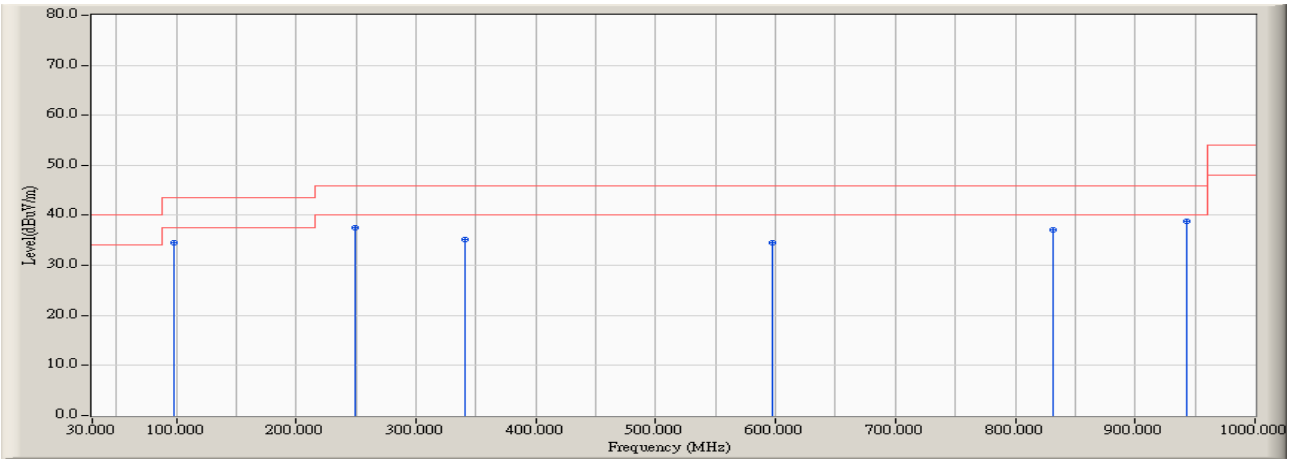

		Frequency (MHz)	Correct Factor (dB)	Reading Level (dBuV)	Measure Level (dBuV/m)	Margin (dB)	Limit (dBuV/m)	Detector Type
1		98.397	17.323	17.276	34.600	-8.900	43.500	QUASIPEAK
2		249.183	19.869	17.735	37.604	-8.396	46.000	QUASIPEAK
3		340.897	16.513	18.701	35.214	-10.786	46.000	QUASIPEAK
4		597.388	23.276	11.337	34.613	-11.387	46.000	QUASIPEAK
5		832.115	25.761	11.401	37.161	-8.839	46.000	QUASIPEAK
6	*	942.484	27.773	11.032	38.805	-7.195	46.000	QUASIPEAK

Note:

1. All Readings below 1GHz are Quasi-Peak, above 1GHz are performed with peak and/or average measurements as necessary.
2. Measurement Level = Reading Level + Correct Factor.
3. Correct Factor = Antenna factor + Cable loss –Amplifier gain.
4. The emission levels of other frequencies are very lower than the limit and not show in test report.
5. No emission found between lowest internal used/generated frequency to 30MHz.

Product : Intel® Wireless-AC 9560
Test Item : General Radiated Emission
Test Date : 2019/01/09
Test Mode : Mode 1 SISO A: Transmit (802.11ac-80BW_32.5Mbps)(5775MHz)

Horizontal

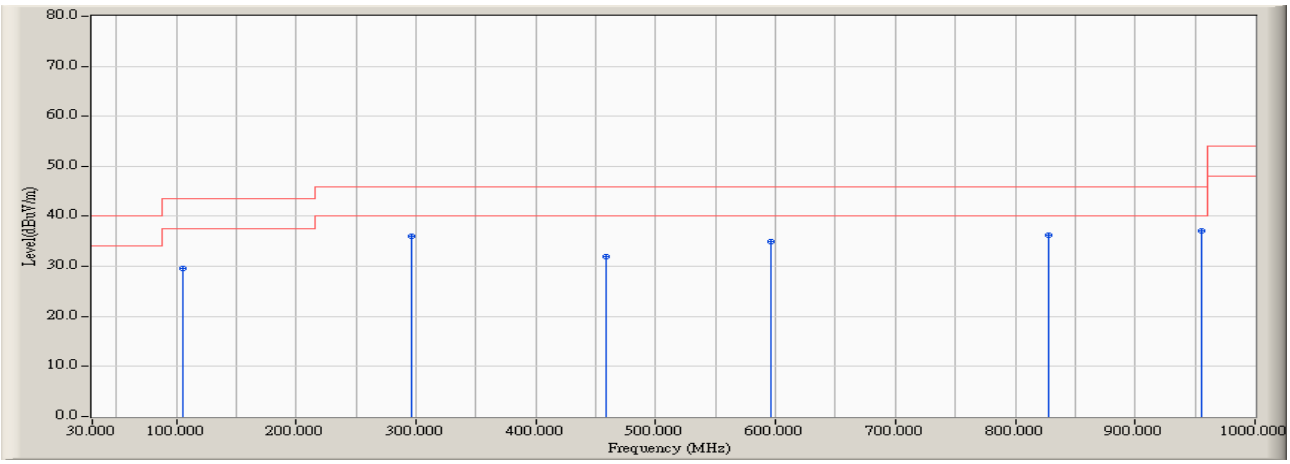

		Frequency (MHz)	Correct Factor (dB)	Reading Level (dBuV)	Measure Level (dBuV/m)	Margin (dB)	Limit (dBuV/m)	Detector Type
1		106.170	15.867	13.708	29.575	-13.925	43.500	QUASIPEAK
2		295.817	14.910	21.065	35.975	-10.025	46.000	QUASIPEAK
3		459.038	21.813	10.248	32.061	-13.939	46.000	QUASIPEAK
4		595.833	26.508	8.425	34.933	-11.067	46.000	QUASIPEAK
5		827.452	26.687	9.569	36.255	-9.745	46.000	QUASIPEAK
6	*	954.920	27.024	10.178	37.202	-8.798	46.000	QUASIPEAK

Note:

1. All Readings below 1GHz are Quasi-Peak, above 1GHz are performed with peak and/or average measurements as necessary.
2. Measurement Level = Reading Level + Correct Factor.
3. Correct Factor = Antenna factor + Cable loss –Amplifier gain.
4. The emission levels of other frequencies are very lower than the limit and not show in test report.
5. No emission found between lowest internal used/generated frequency to 30MHz.

Product : Intel® Wireless-AC 9560
Test Item : General Radiated Emission
Test Date : 2019/01/09
Test Mode : Mode 1 SISO A: Transmit (802.11ac-80BW_32.5Mbps)(5775MHz)

Vertical

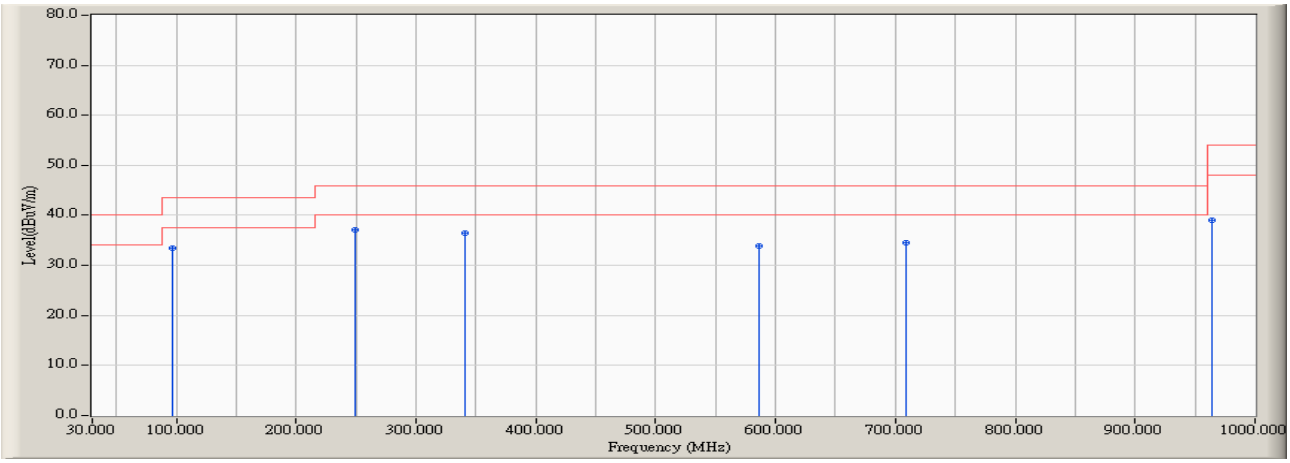

		Frequency (MHz)	Correct Factor (dB)	Reading Level (dBuV)	Measure Level (dBuV/m)	Margin (dB)	Limit (dBuV/m)	Detector Type
1		96.843	16.758	16.789	33.546	-9.954	43.500	QUASIPEAK
2	*	249.183	19.869	17.181	37.050	-8.950	46.000	QUASIPEAK
3		340.897	16.513	19.868	36.381	-9.619	46.000	QUASIPEAK
4		586.506	26.085	7.858	33.943	-12.057	46.000	QUASIPEAK
5		709.311	23.679	10.766	34.445	-11.555	46.000	QUASIPEAK
6		964.247	27.860	11.147	39.007	-14.993	54.000	QUASIPEAK

Note:

1. All Readings below 1GHz are Quasi-Peak, above 1GHz are performed with peak and/or average measurements as necessary.
2. Measurement Level = Reading Level + Correct Factor.
3. Correct Factor = Antenna factor + Cable loss –Amplifier gain.
4. The emission levels of other frequencies are very lower than the limit and not show in test report.
5. No emission found between lowest internal used/generated frequency to 30MHz.

Product : Intel® Wireless-AC 9560
Test Item : General Radiated Emission
Test Date : 2019/01/09
Test Mode : Mode 1 SISO A: Transmit (802.11ac-160BW_65Mbps)(5250MHz)

Horizontal

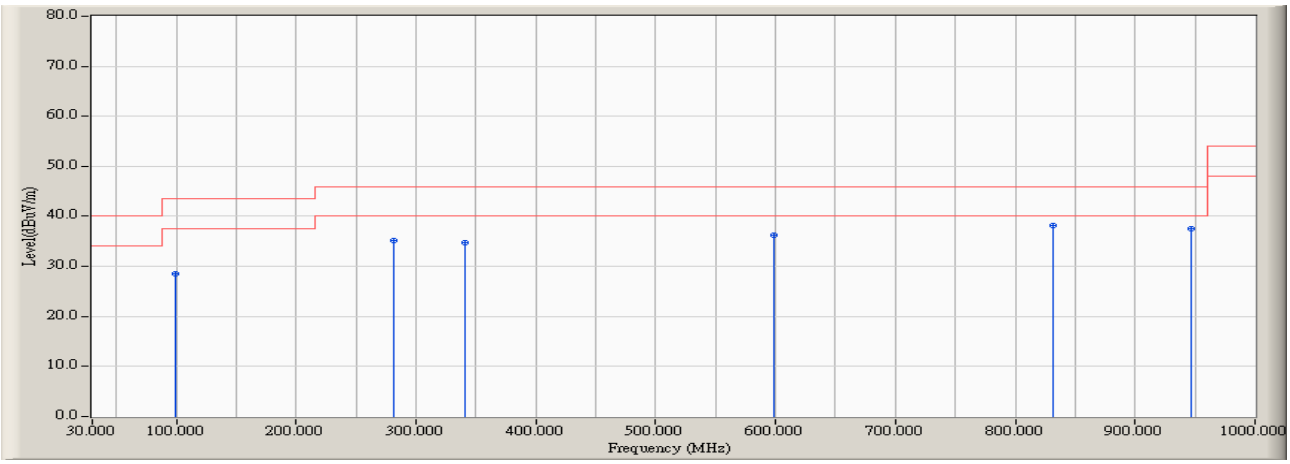

		Frequency (MHz)	Correct Factor (dB)	Reading Level (dBuV)	Measure Level (dBuV/m)	Margin (dB)	Limit (dBuV/m)	Detector Type
1		99.952	17.800	10.670	28.471	-15.029	43.500	QUASIPEAK
2		281.827	14.940	20.305	35.245	-10.755	46.000	QUASIPEAK
3		340.897	17.583	17.111	34.694	-11.306	46.000	QUASIPEAK
4		598.942	26.646	9.541	36.187	-9.813	46.000	QUASIPEAK
5	*	832.115	26.673	11.489	38.162	-7.838	46.000	QUASIPEAK
6		947.147	26.947	10.554	37.501	-8.499	46.000	QUASIPEAK

Note:

1. All Readings below 1GHz are Quasi-Peak, above 1GHz are performed with peak and/or average measurements as necessary.
2. Measurement Level = Reading Level + Correct Factor.
3. Correct Factor = Antenna factor + Cable loss –Amplifier gain.
4. The emission levels of other frequencies are very lower than the limit and not show in test report.
5. No emission found between lowest internal used/generated frequency to 30MHz.

Product : Intel® Wireless-AC 9560
Test Item : General Radiated Emission
Test Date : 2019/01/09
Test Mode : Mode 1 SISO A: Transmit (802.11ac-160BW_65Mbps)(5250MHz)

Vertical

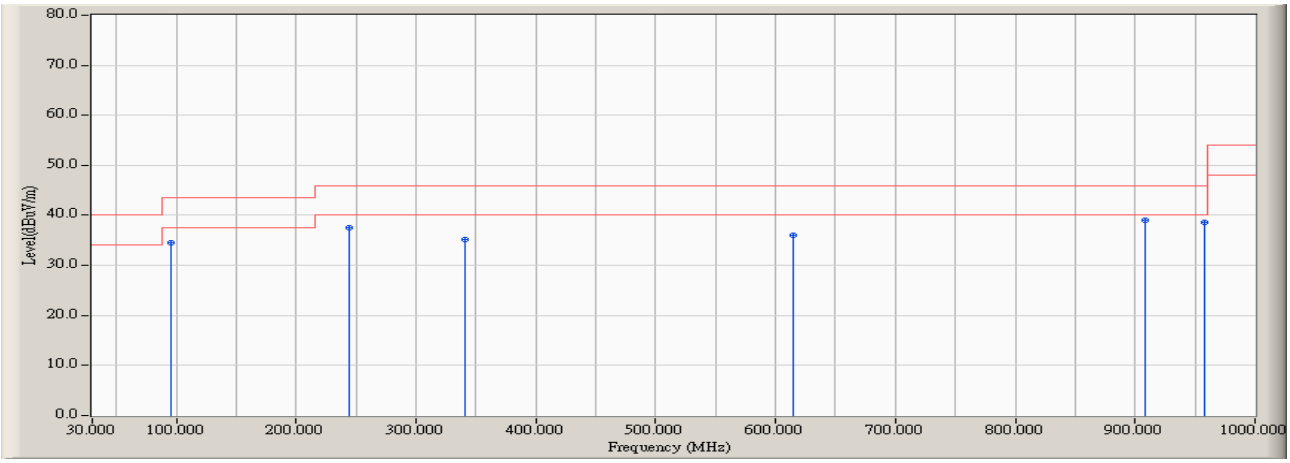

		Frequency (MHz)	Correct Factor (dB)	Reading Level (dBuV)	Measure Level (dBuV/m)	Margin (dB)	Limit (dBuV/m)	Detector Type
1		95.288	16.199	18.320	34.518	-8.982	43.500	QUASIPEAK
2		244.519	19.952	17.490	37.442	-8.558	46.000	QUASIPEAK
3		340.897	16.513	18.710	35.223	-10.777	46.000	QUASIPEAK
4		614.487	23.386	12.575	35.961	-10.039	46.000	QUASIPEAK
5	*	908.285	27.666	11.386	39.052	-6.948	46.000	QUASIPEAK
6		958.029	27.836	10.748	38.584	-7.416	46.000	QUASIPEAK

Note:

1. All Readings below 1GHz are Quasi-Peak, above 1GHz are performed with peak and/or average measurements as necessary.
2. Measurement Level = Reading Level + Correct Factor.
3. Correct Factor = Antenna factor + Cable loss –Amplifier gain.
4. The emission levels of other frequencies are very lower than the limit and not show in test report.
5. No emission found between lowest internal used/generated frequency to 30MHz.

Product : Intel® Wireless-AC 9560
Test Item : General Radiated Emission
Test Date : 2019/01/09
Test Mode : Mode 1 SISO A: Transmit (802.11ac-160BW_65Mbps)(5570MHz)

Horizontal

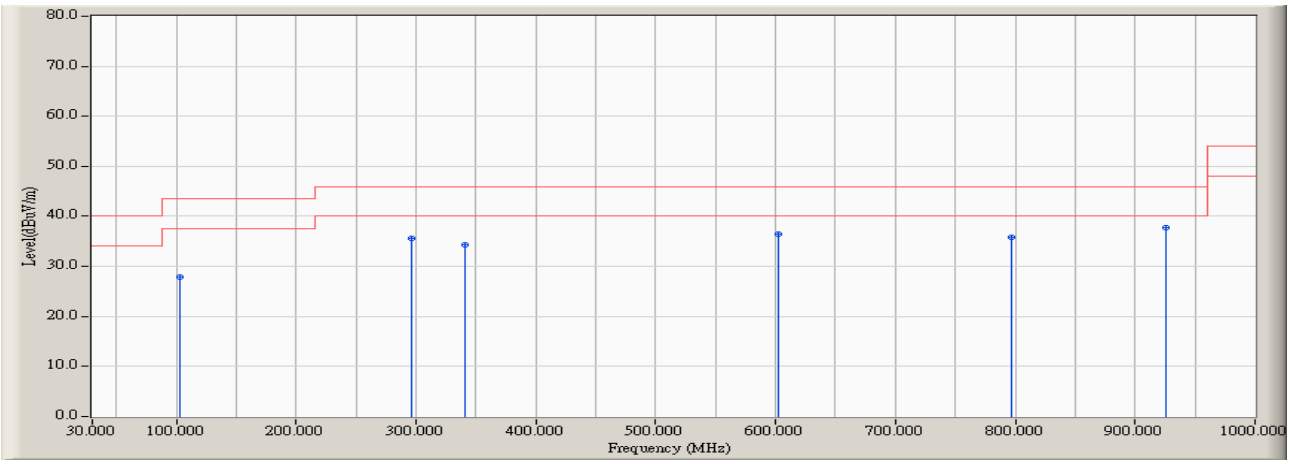

		Frequency (MHz)	Correct Factor (dB)	Reading Level (dBuV)	Measure Level (dBuV/m)	Margin (dB)	Limit (dBuV/m)	Detector Type
1		103.061	16.921	10.865	27.786	-15.714	43.500	QUASIPEAK
2		295.817	14.910	20.731	35.641	-10.359	46.000	QUASIPEAK
3		340.897	17.583	16.701	34.284	-11.716	46.000	QUASIPEAK
4		602.051	26.670	9.823	36.493	-9.507	46.000	QUASIPEAK
5		796.362	26.710	9.189	35.899	-10.101	46.000	QUASIPEAK
6	*	925.385	26.726	10.953	37.679	-8.321	46.000	QUASIPEAK

Note:

1. All Readings below 1GHz are Quasi-Peak, above 1GHz are performed with peak and/or average measurements as necessary.
2. Measurement Level = Reading Level + Correct Factor.
3. Correct Factor = Antenna factor + Cable loss –Amplifier gain.
4. The emission levels of other frequencies are very lower than the limit and not show in test report.
5. No emission found between lowest internal used/generated frequency to 30MHz.

Product : Intel® Wireless-AC 9560
Test Item : General Radiated Emission
Test Date : 2019/01/09
Test Mode : Mode 1 SISO A: Transmit (802.11ac-160BW_65Mbps)(5570MHz)

Vertical

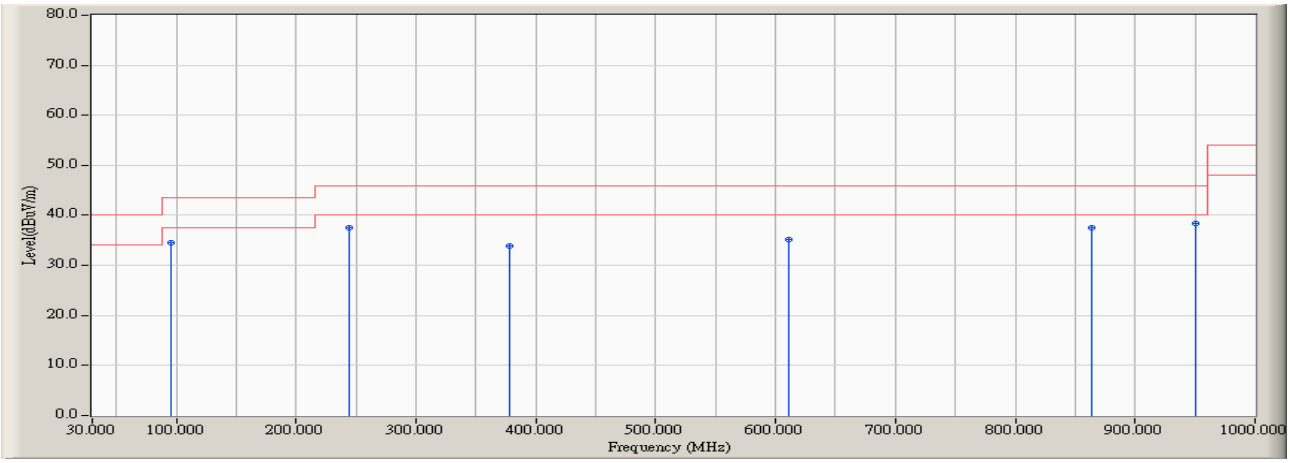

		Frequency (MHz)	Correct Factor (dB)	Reading Level (dBuV)	Measure Level (dBuV/m)	Margin (dB)	Limit (dBuV/m)	Detector Type
1		95.288	16.199	18.305	34.503	-8.997	43.500	QUASIPEAK
2		244.519	19.952	17.555	37.507	-8.493	46.000	QUASIPEAK
3		378.205	19.139	14.799	33.939	-12.061	46.000	QUASIPEAK
4		611.378	23.368	11.820	35.188	-10.812	46.000	QUASIPEAK
5		863.205	26.633	10.976	37.609	-8.391	46.000	QUASIPEAK
6	*	950.256	27.805	10.596	38.402	-7.598	46.000	QUASIPEAK

Note:

1. All Readings below 1GHz are Quasi-Peak, above 1GHz are performed with peak and/or average measurements as necessary.
2. Measurement Level = Reading Level + Correct Factor.
3. Correct Factor = Antenna factor + Cable loss –Amplifier gain.
4. The emission levels of other frequencies are very lower than the limit and not show in test report.
5. No emission found between lowest internal used/generated frequency to 30MHz.

Product : Intel® Wireless-AC 9560
Test Item : General Radiated Emission
Test Date : 2019/01/09
Test Mode : Mode 2 SISO B: Transmit (802.11a_6Mbps)(5200MHz)

Horizontal

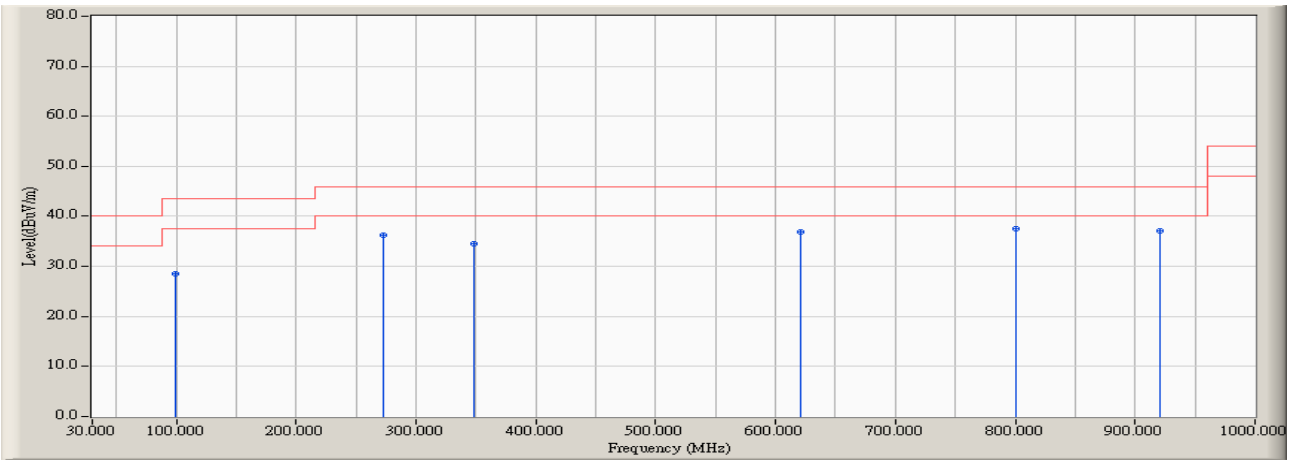

		Frequency (MHz)	Correct Factor (dB)	Reading Level (dBuV)	Measure Level (dBuV/m)	Margin (dB)	Limit (dBuV/m)	Detector Type
1		99.952	17.800	10.727	28.528	-14.972	43.500	QUASIPEAK
2		272.500	14.925	21.256	36.181	-9.819	46.000	QUASIPEAK
3		348.670	18.086	16.480	34.566	-11.434	46.000	QUASIPEAK
4		620.705	26.415	10.443	36.857	-9.143	46.000	QUASIPEAK
5	*	801.026	26.758	10.856	37.614	-8.386	46.000	QUASIPEAK
6		920.721	26.680	10.524	37.204	-8.796	46.000	QUASIPEAK

Note:

1. All Readings below 1GHz are Quasi-Peak, above 1GHz are performed with peak and/or average measurements as necessary.
2. Measurement Level = Reading Level + Correct Factor.
3. Correct Factor = Antenna factor + Cable loss –Amplifier gain.
4. The emission levels of other frequencies are very lower than the limit and not show in test report.
5. No emission found between lowest internal used/generated frequency to 30MHz.

Product : Intel® Wireless-AC 9560
Test Item : General Radiated Emission
Test Date : 2019/01/09
Test Mode : Mode 2 SISO B: Transmit (802.11a_6Mbps)(5200MHz)

Vertical

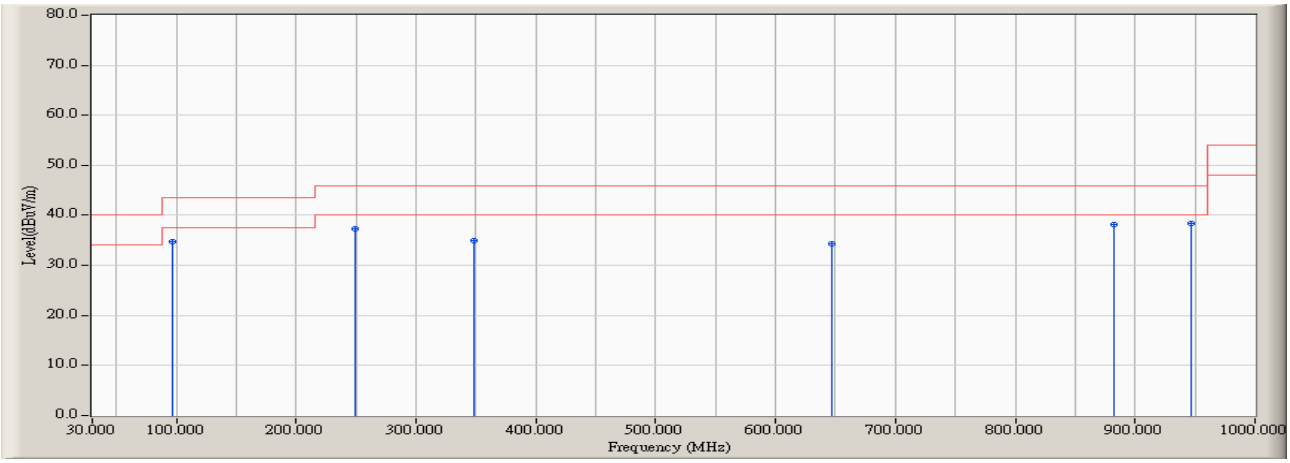

		Frequency (MHz)	Correct Factor (dB)	Reading Level (dBuV)	Measure Level (dBuV/m)	Margin (dB)	Limit (dBuV/m)	Detector Type
1		96.843	16.758	18.064	34.821	-8.679	43.500	QUASIPEAK
2		249.183	19.869	17.353	37.222	-8.778	46.000	QUASIPEAK
3		348.670	17.056	17.952	35.008	-10.992	46.000	QUASIPEAK
4		647.131	23.434	10.826	34.260	-11.740	46.000	QUASIPEAK
5		881.859	27.138	11.056	38.194	-7.806	46.000	QUASIPEAK
6	*	947.147	27.792	10.496	38.288	-7.712	46.000	QUASIPEAK

Note:

1. All Readings below 1GHz are Quasi-Peak, above 1GHz are performed with peak and/or average measurements as necessary.
2. Measurement Level = Reading Level + Correct Factor.
3. Correct Factor = Antenna factor + Cable loss –Amplifier gain.
4. The emission levels of other frequencies are very lower than the limit and not show in test report.
5. No emission found between lowest internal used/generated frequency to 30MHz.

Product : Intel® Wireless-AC 9560
Test Item : General Radiated Emission
Test Date : 2019/01/09
Test Mode : Mode 2 SISO B: Transmit (802.11a_6Mbps)(5280MHz)

Horizontal

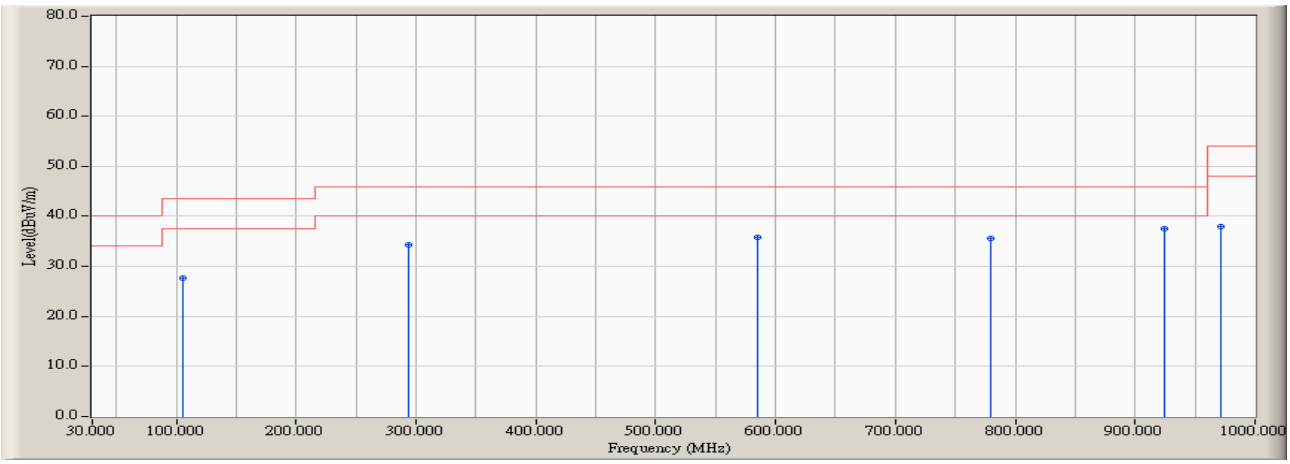

		Frequency (MHz)	Correct Factor (dB)	Reading Level (dBuV)	Measure Level (dBuV/m)	Margin (dB)	Limit (dBuV/m)	Detector Type
1		106.170	15.867	11.784	27.651	-15.849	43.500	QUASIPEAK
2		294.263	14.910	19.375	34.285	-11.715	46.000	QUASIPEAK
3		584.952	26.011	9.866	35.877	-10.123	46.000	QUASIPEAK
4		779.263	26.449	9.052	35.501	-10.499	46.000	QUASIPEAK
5	*	923.830	26.707	10.834	37.541	-8.459	46.000	QUASIPEAK
6		972.019	27.207	10.758	37.965	-16.035	54.000	QUASIPEAK

Note:

1. All Readings below 1GHz are Quasi-Peak, above 1GHz are performed with peak and/or average measurements as necessary.
2. Measurement Level = Reading Level + Correct Factor.
3. Correct Factor = Antenna factor + Cable loss –Amplifier gain.
4. The emission levels of other frequencies are very lower than the limit and not show in test report.
5. No emission found between lowest internal used/generated frequency to 30MHz.

Product	:	Intel® Wireless-AC 9560
Test Item	:	General Radiated Emission
Test Date	:	2019/01/09
Test Mode	:	Mode 2 SISO B: Transmit (802.11a_6Mbps)(5280MHz)

Vertical

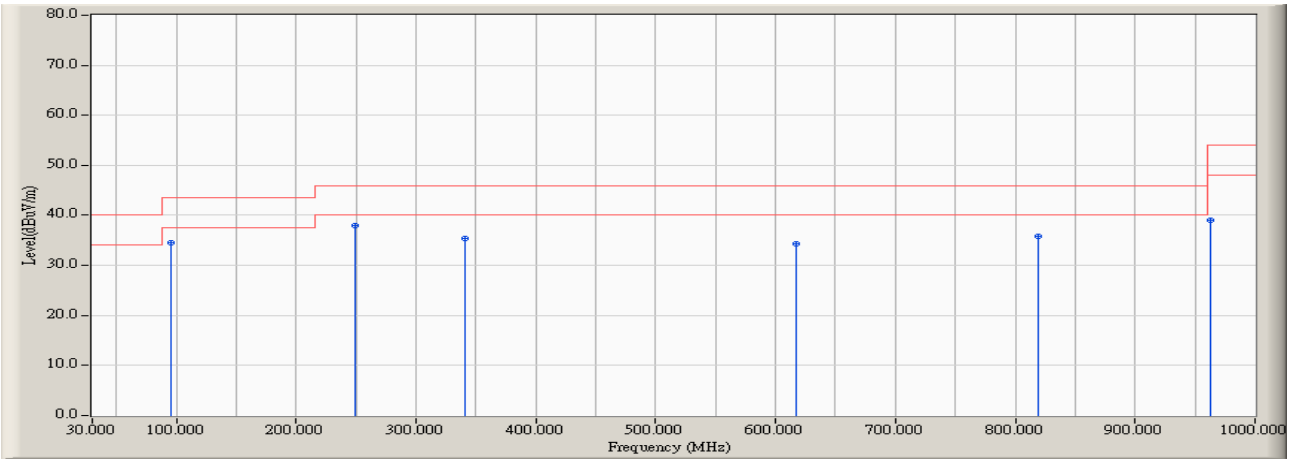

		Frequency (MHz)	Correct Factor (dB)	Reading Level (dBuV)	Measure Level (dBuV/m)	Margin (dB)	Limit (dBuV/m)	Detector Type
1		95.288	16.199	18.329	34.527	-8.973	43.500	QUASIPEAK
2	*	249.183	19.869	18.110	37.979	-8.021	46.000	QUASIPEAK
3		340.897	16.513	18.906	35.419	-10.581	46.000	QUASIPEAK
4		617.596	23.395	10.999	34.394	-11.606	46.000	QUASIPEAK
5		819.679	25.421	10.426	35.847	-10.153	46.000	QUASIPEAK
6		962.692	27.846	11.213	39.059	-14.941	54.000	QUASIPEAK

Note:

1. All Readings below 1GHz are Quasi-Peak, above 1GHz are performed with peak and/or average measurements as necessary.
2. Measurement Level = Reading Level + Correct Factor.
3. Correct Factor = Antenna factor + Cable loss –Amplifier gain.
4. The emission levels of other frequencies are very lower than the limit and not show in test report.
5. No emission found between lowest internal used/generated frequency to 30MHz.

Product : Intel® Wireless-AC 9560
Test Item : General Radiated Emission
Test Date : 2019/01/09
Test Mode : Mode 2 SISO B: Transmit (802.11a_6Mbps)(5600MHz)

Horizontal

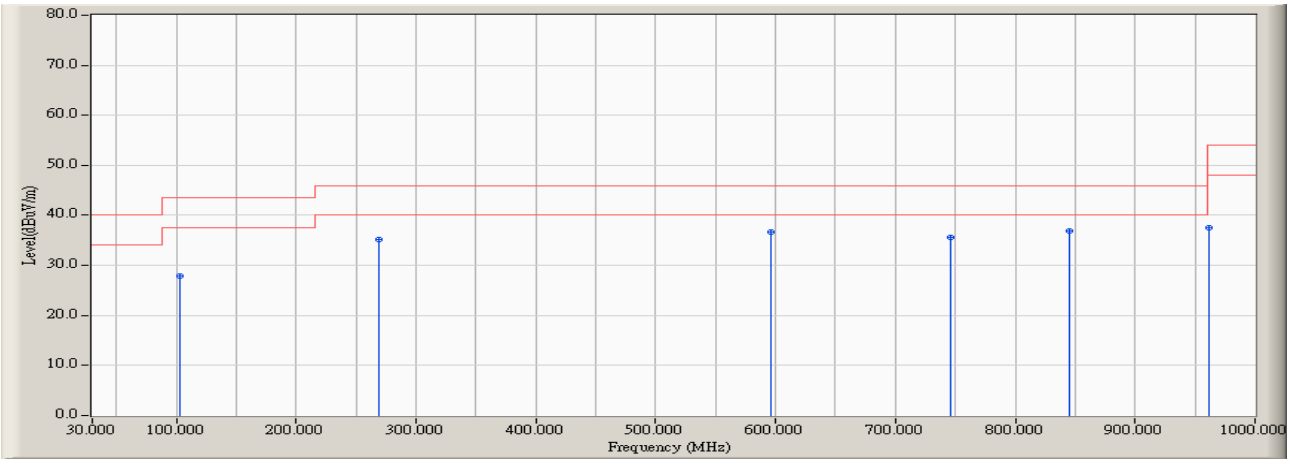

		Frequency (MHz)	Correct Factor (dB)	Reading Level (dBuV)	Measure Level (dBuV/m)	Margin (dB)	Limit (dBuV/m)	Detector Type
1		103.061	16.921	10.865	27.786	-15.714	43.500	QUASIPEAK
2		269.391	14.923	20.257	35.180	-10.820	46.000	QUASIPEAK
3		595.833	26.508	10.088	36.596	-9.404	46.000	QUASIPEAK
4		746.619	25.961	9.642	35.603	-10.397	46.000	QUASIPEAK
5	*	844.551	26.636	10.344	36.980	-9.020	46.000	QUASIPEAK
6		961.138	27.092	10.463	37.555	-16.445	54.000	QUASIPEAK

Note:

1. All Readings below 1GHz are Quasi-Peak, above 1GHz are performed with peak and/or average measurements as necessary.
2. Measurement Level = Reading Level + Correct Factor.
3. Correct Factor = Antenna factor + Cable loss –Amplifier gain.
4. The emission levels of other frequencies are very lower than the limit and not show in test report.
5. No emission found between lowest internal used/generated frequency to 30MHz.

Product : Intel® Wireless-AC 9560
Test Item : General Radiated Emission
Test Date : 2019/01/09
Test Mode : Mode 2 SISO B: Transmit (802.11a_6Mbps)(5600MHz)

Vertical

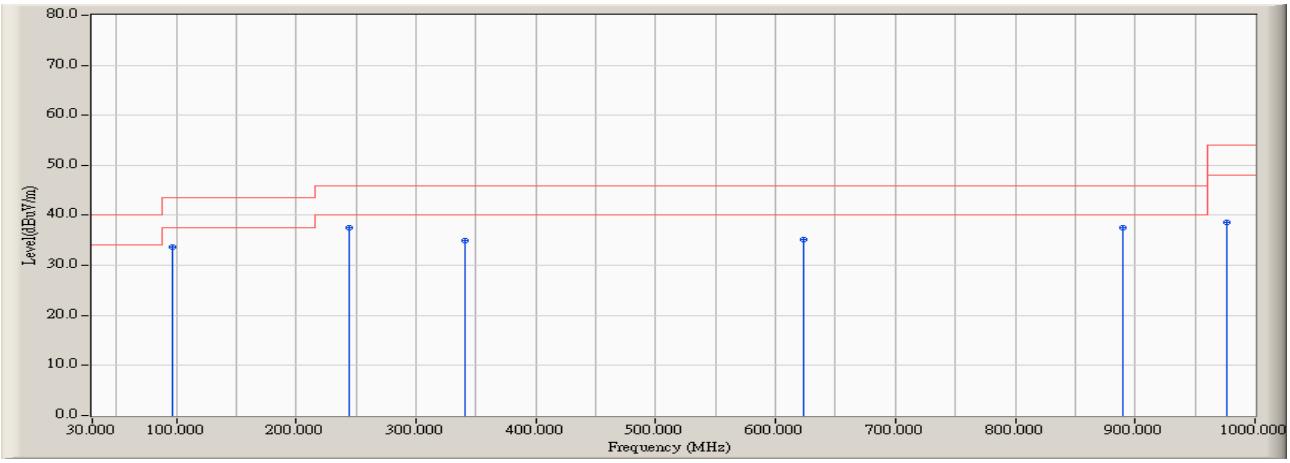

		Frequency (MHz)	Correct Factor (dB)	Reading Level (dBuV)	Measure Level (dBuV/m)	Margin (dB)	Limit (dBuV/m)	Detector Type
1		96.843	16.758	16.828	33.585	-9.915	43.500	QUASIPEAK
2		244.519	19.952	17.533	37.485	-8.515	46.000	QUASIPEAK
3		340.897	16.513	18.445	34.958	-11.042	46.000	QUASIPEAK
4		623.814	23.410	11.771	35.181	-10.819	46.000	QUASIPEAK
5	*	889.631	27.352	10.236	37.588	-8.412	46.000	QUASIPEAK
6		976.683	27.907	10.768	38.675	-15.325	54.000	QUASIPEAK

Note:

1. All Readings below 1GHz are Quasi-Peak, above 1GHz are performed with peak and/or average measurements as necessary.
2. Measurement Level = Reading Level + Correct Factor.
3. Correct Factor = Antenna factor + Cable loss –Amplifier gain.
4. The emission levels of other frequencies are very lower than the limit and not show in test report.
5. No emission found between lowest internal used/generated frequency to 30MHz.

Product : Intel® Wireless-AC 9560
Test Item : General Radiated Emission
Test Date : 2019/01/09
Test Mode : Mode 2 SISO B: Transmit (802.11a_6Mbps)(5785MHz)

Horizontal

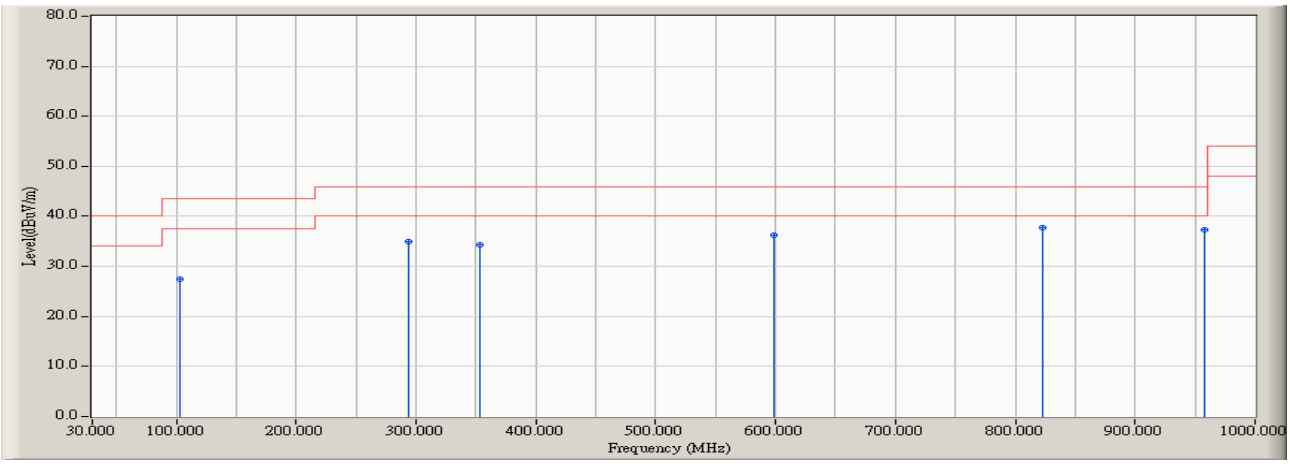

		Frequency (MHz)	Correct Factor (dB)	Reading Level (dBuV)	Measure Level (dBuV/m)	Margin (dB)	Limit (dBuV/m)	Detector Type
1		103.061	16.921	10.636	27.557	-15.943	43.500	QUASIPEAK
2		294.263	14.910	19.968	34.878	-11.122	46.000	QUASIPEAK
3		353.333	18.390	15.846	34.236	-11.764	46.000	QUASIPEAK
4		598.942	26.646	9.541	36.187	-9.813	46.000	QUASIPEAK
5	*	822.788	26.699	11.030	37.729	-8.271	46.000	QUASIPEAK
6		958.029	27.056	10.257	37.313	-8.687	46.000	QUASIPEAK

Note:

1. All Readings below 1GHz are Quasi-Peak, above 1GHz are performed with peak and/or average measurements as necessary.
2. Measurement Level = Reading Level + Correct Factor.
3. Correct Factor = Antenna factor + Cable loss –Amplifier gain.
4. The emission levels of other frequencies are very lower than the limit and not show in test report.
5. No emission found between lowest internal used/generated frequency to 30MHz.

Product : Intel® Wireless-AC 9560
Test Item : General Radiated Emission
Test Date : 2019/01/09
Test Mode : Mode 2 SISO B: Transmit (802.11a_6Mbps)(5785MHz)

Vertical

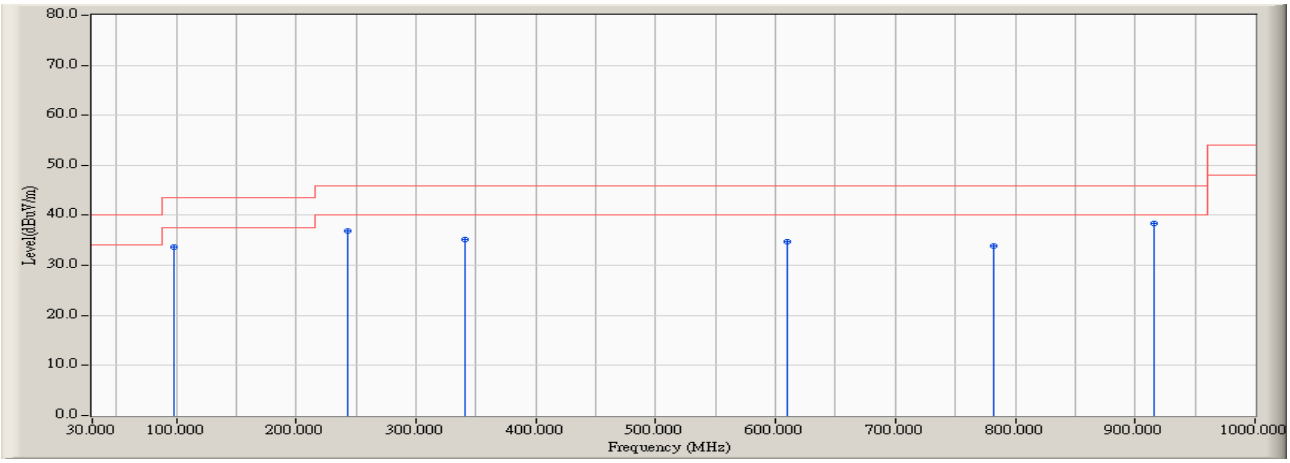

		Frequency (MHz)	Correct Factor (dB)	Reading Level (dBuV)	Measure Level (dBuV/m)	Margin (dB)	Limit (dBuV/m)	Detector Type
1		98.397	17.323	16.320	33.644	-9.856	43.500	QUASIPEAK
2		242.965	19.972	17.007	36.980	-9.020	46.000	QUASIPEAK
3		340.897	16.513	18.759	35.272	-10.728	46.000	QUASIPEAK
4		609.824	23.363	11.483	34.846	-11.154	46.000	QUASIPEAK
5		782.372	24.639	9.348	33.988	-12.012	46.000	QUASIPEAK
6	*	916.058	27.689	10.596	38.285	-7.715	46.000	QUASIPEAK

Note:

1. All Readings below 1GHz are Quasi-Peak, above 1GHz are performed with peak and/or average measurements as necessary.
2. Measurement Level = Reading Level + Correct Factor.
3. Correct Factor = Antenna factor + Cable loss –Amplifier gain.
4. The emission levels of other frequencies are very lower than the limit and not show in test report.
5. No emission found between lowest internal used/generated frequency to 30MHz.

Product : Intel® Wireless-AC 9560
Test Item : General Radiated Emission
Test Date : 2019/01/09
Test Mode : Mode 2 SISO B: Transmit (802.11n-20BW_7.2Mbps)(5200MHz)

Horizontal

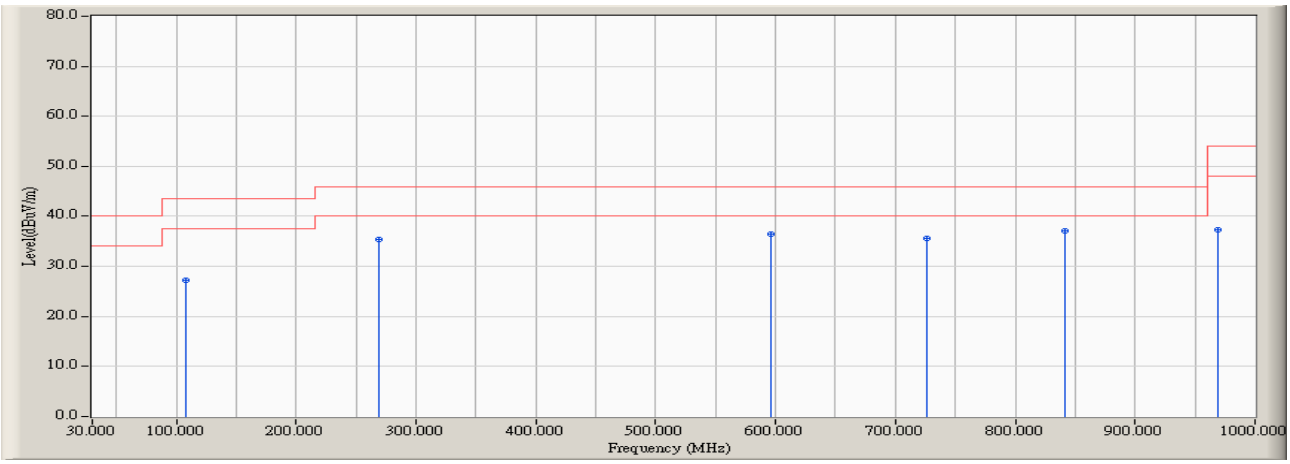

		Frequency (MHz)	Correct Factor (dB)	Reading Level (dBuV)	Measure Level (dBuV/m)	Margin (dB)	Limit (dBuV/m)	Detector Type
1		107.724	15.343	11.935	27.277	-16.223	43.500	QUASIPEAK
2		269.391	14.923	20.429	35.352	-10.648	46.000	QUASIPEAK
3		595.833	26.508	9.922	36.430	-9.570	46.000	QUASIPEAK
4		726.410	25.639	9.900	35.540	-10.460	46.000	QUASIPEAK
5	*	841.442	26.643	10.536	37.178	-8.822	46.000	QUASIPEAK
6		968.910	27.169	10.223	37.392	-16.608	54.000	QUASIPEAK

Note:

1. All Readings below 1GHz are Quasi-Peak, above 1GHz are performed with peak and/or average measurements as necessary.
2. Measurement Level = Reading Level + Correct Factor.
3. Correct Factor = Antenna factor + Cable loss –Amplifier gain.
4. The emission levels of other frequencies are very lower than the limit and not show in test report.
5. No emission found between lowest internal used/generated frequency to 30MHz.

Product : Intel® Wireless-AC 9560
Test Item : General Radiated Emission
Test Date : 2019/01/09
Test Mode : Mode 2 SISO B: Transmit (802.11n-20BW_7.2Mbps)(5200MHz)

Vertical

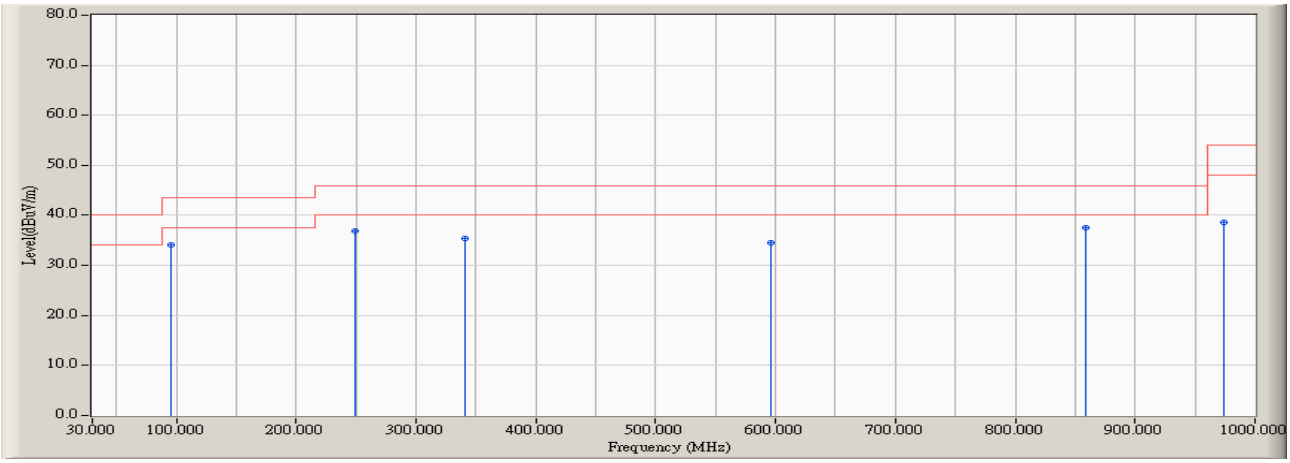

		Frequency (MHz)	Correct Factor (dB)	Reading Level (dBuV)	Measure Level (dBuV/m)	Margin (dB)	Limit (dBuV/m)	Detector Type
1		95.288	16.199	17.924	34.122	-9.378	43.500	QUASIPEAK
2		249.183	19.869	16.931	36.800	-9.200	46.000	QUASIPEAK
3		340.897	16.513	18.802	35.315	-10.685	46.000	QUASIPEAK
4		595.833	23.242	11.271	34.512	-11.488	46.000	QUASIPEAK
5	*	858.542	26.506	11.073	37.579	-8.421	46.000	QUASIPEAK
6		973.574	27.890	10.759	38.649	-15.351	54.000	QUASIPEAK

Note:

1. All Readings below 1GHz are Quasi-Peak, above 1GHz are performed with peak and/or average measurements as necessary.
2. Measurement Level = Reading Level + Correct Factor.
3. Correct Factor = Antenna factor + Cable loss –Amplifier gain.
4. The emission levels of other frequencies are very lower than the limit and not show in test report.
5. No emission found between lowest internal used/generated frequency to 30MHz.

Product : Intel® Wireless-AC 9560
Test Item : General Radiated Emission
Test Date : 2019/01/09
Test Mode : Mode 2 SISO B: Transmit (802.11n-20BW_7.2Mbps)(5280MHz)

Horizontal

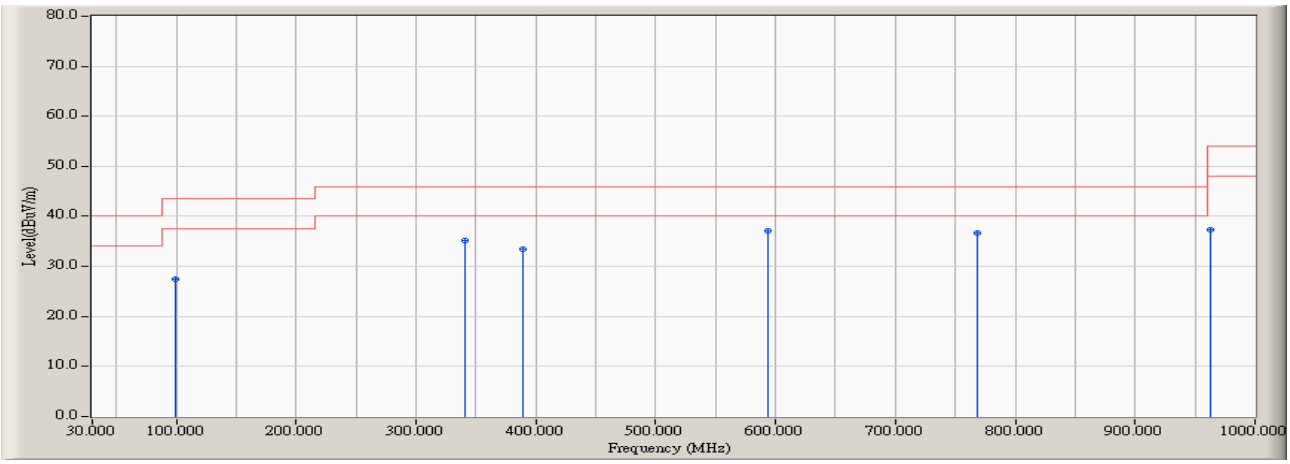

		Frequency (MHz)	Correct Factor (dB)	Reading Level (dBuV)	Measure Level (dBuV/m)	Margin (dB)	Limit (dBuV/m)	Detector Type
1		99.952	17.800	9.564	27.365	-16.135	43.500	QUASIPEAK
2		340.897	17.583	17.592	35.175	-10.825	46.000	QUASIPEAK
3		389.087	20.721	12.703	33.424	-12.576	46.000	QUASIPEAK
4	*	594.279	26.441	10.735	37.176	-8.824	46.000	QUASIPEAK
5		768.381	26.268	10.398	36.667	-9.333	46.000	QUASIPEAK
6		962.692	27.106	10.138	37.244	-16.756	54.000	QUASIPEAK

Note:

1. All Readings below 1GHz are Quasi-Peak, above 1GHz are performed with peak and/or average measurements as necessary.
2. Measurement Level = Reading Level + Correct Factor.
3. Correct Factor = Antenna factor + Cable loss –Amplifier gain.
4. The emission levels of other frequencies are very lower than the limit and not show in test report.
5. No emission found between lowest internal used/generated frequency to 30MHz.

Product : Intel® Wireless-AC 9560
Test Item : General Radiated Emission
Test Date : 2019/01/09
Test Mode : Mode 2 SISO B: Transmit (802.11n-20BW_7.2Mbps)(5280MHz)

Vertical

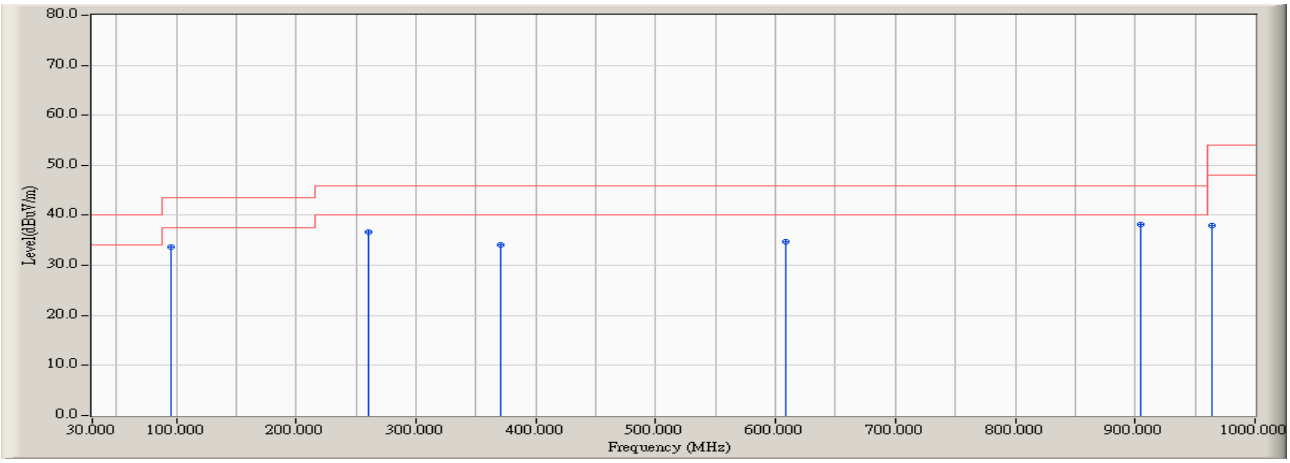

		Frequency (MHz)	Correct Factor (dB)	Reading Level (dBuV)	Measure Level (dBuV/m)	Margin (dB)	Limit (dBuV/m)	Detector Type
1		95.288	16.199	17.504	33.702	-9.798	43.500	QUASIPEAK
2		260.064	18.610	18.003	36.614	-9.386	46.000	QUASIPEAK
3		370.433	18.595	15.465	34.059	-11.941	46.000	QUASIPEAK
4		608.269	23.359	11.357	34.716	-11.284	46.000	QUASIPEAK
5	*	905.176	27.661	10.620	38.281	-7.719	46.000	QUASIPEAK
6		964.247	27.860	10.139	37.999	-16.001	54.000	QUASIPEAK

Note:

1. All Readings below 1GHz are Quasi-Peak, above 1GHz are performed with peak and/or average measurements as necessary.
2. Measurement Level = Reading Level + Correct Factor.
3. Correct Factor = Antenna factor + Cable loss –Amplifier gain.
4. The emission levels of other frequencies are very lower than the limit and not show in test report.
5. No emission found between lowest internal used/generated frequency to 30MHz.

Product : Intel® Wireless-AC 9560
Test Item : General Radiated Emission
Test Date : 2019/01/09
Test Mode : Mode 2 SISO B: Transmit (802.11n-20BW_7.2Mbps)(5600MHz)

Horizontal

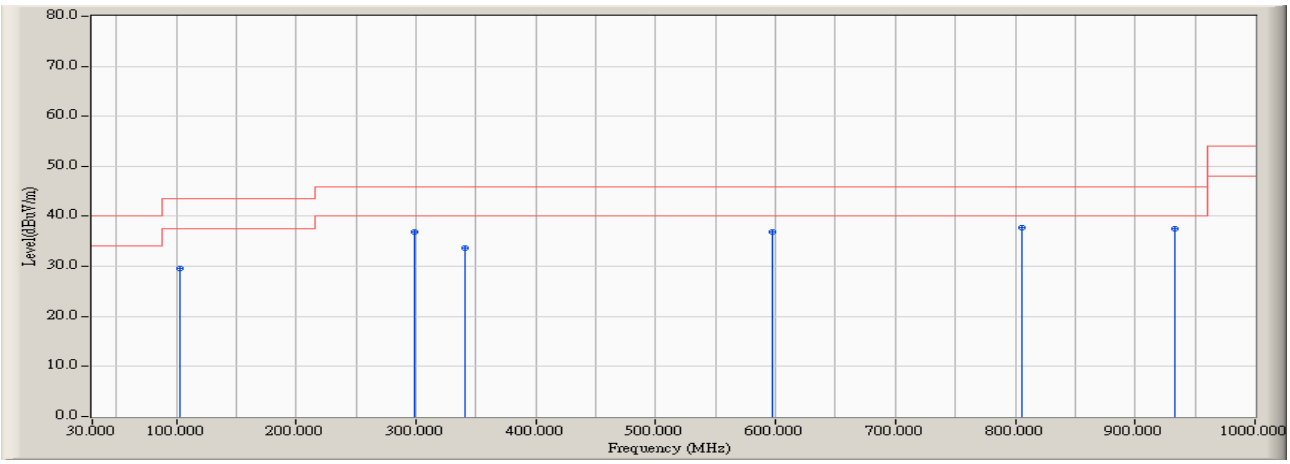

		Frequency (MHz)	Correct Factor (dB)	Reading Level (dBuV)	Measure Level (dBuV/m)	Margin (dB)	Limit (dBuV/m)	Detector Type
1		103.061	16.921	12.735	29.656	-13.844	43.500	QUASIPEAK
2		298.926	14.902	22.081	36.983	-9.017	46.000	QUASIPEAK
3		340.897	17.583	16.023	33.606	-12.394	46.000	QUASIPEAK
4		597.388	26.584	10.259	36.843	-9.157	46.000	QUASIPEAK
5	*	805.689	26.748	10.999	37.747	-8.253	46.000	QUASIPEAK
6		933.157	26.799	10.788	37.587	-8.413	46.000	QUASIPEAK

Note:

1. All Readings below 1GHz are Quasi-Peak, above 1GHz are performed with peak and/or average measurements as necessary.
2. Measurement Level = Reading Level + Correct Factor.
3. Correct Factor = Antenna factor + Cable loss –Amplifier gain.
4. The emission levels of other frequencies are very lower than the limit and not show in test report.
5. No emission found between lowest internal used/generated frequency to 30MHz.

Product : Intel® Wireless-AC 9560
Test Item : General Radiated Emission
Test Date : 2019/01/09
Test Mode : Mode 2 SISO B: Transmit (802.11n-20BW_7.2Mbps)(5600MHz)

Vertical

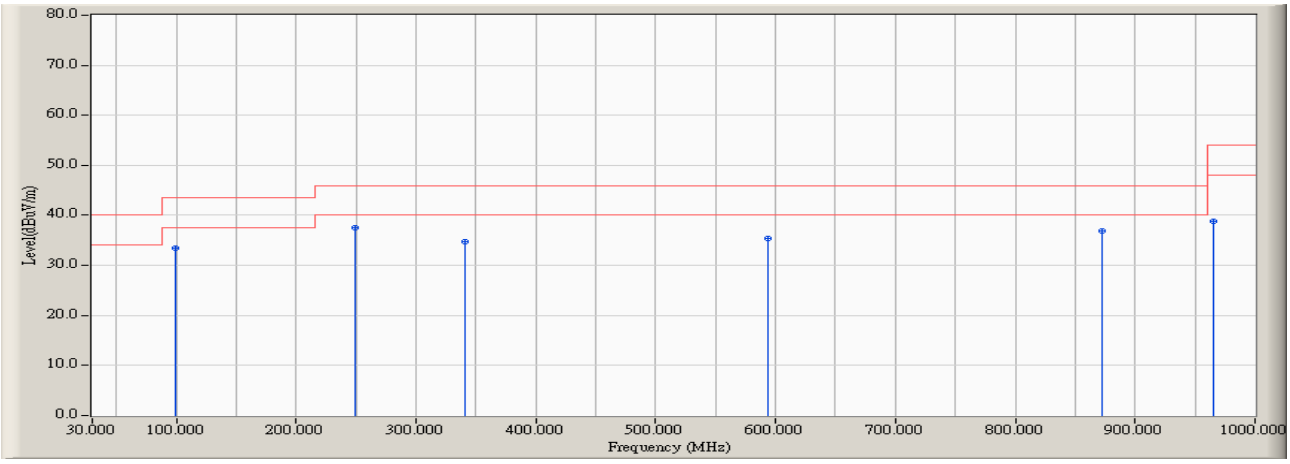

		Frequency (MHz)	Correct Factor (dB)	Reading Level (dBuV)	Measure Level (dBuV/m)	Margin (dB)	Limit (dBuV/m)	Detector Type
1		99.952	17.804	15.722	33.526	-9.974	43.500	QUASIPEAK
2	*	249.183	19.869	17.698	37.567	-8.433	46.000	QUASIPEAK
3		340.897	16.513	18.335	34.848	-11.152	46.000	QUASIPEAK
4		594.279	23.197	12.243	35.440	-10.560	46.000	QUASIPEAK
5		872.532	26.881	10.103	36.984	-9.016	46.000	QUASIPEAK
6		965.801	27.863	10.994	38.857	-15.143	54.000	QUASIPEAK

Note:

1. All Readings below 1GHz are Quasi-Peak, above 1GHz are performed with peak and/or average measurements as necessary.
2. Measurement Level = Reading Level + Correct Factor.
3. Correct Factor = Antenna factor + Cable loss –Amplifier gain.
4. The emission levels of other frequencies are very lower than the limit and not show in test report.
5. No emission found between lowest internal used/generated frequency to 30MHz.

Product : Intel® Wireless-AC 9560
Test Item : General Radiated Emission
Test Date : 2019/01/09
Test Mode : Mode 2 SISO B: Transmit (802.11n-20BW_7.2Mbps)(5785MHz)

Horizontal

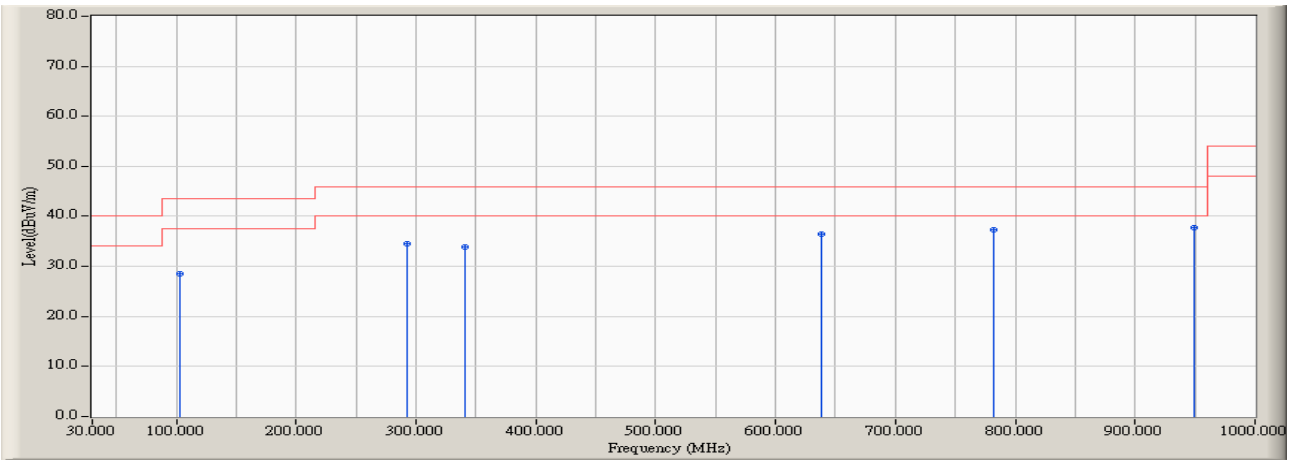

		Frequency (MHz)	Correct Factor (dB)	Reading Level (dBuV)	Measure Level (dBuV/m)	Margin (dB)	Limit (dBuV/m)	Detector Type
1		103.061	16.921	11.548	28.469	-15.031	43.500	QUASIPEAK
2		292.708	14.920	19.558	34.478	-11.522	46.000	QUASIPEAK
3		340.897	17.583	16.384	33.967	-12.033	46.000	QUASIPEAK
4		637.804	26.138	10.382	36.520	-9.480	46.000	QUASIPEAK
5		782.372	26.499	10.768	37.268	-8.732	46.000	QUASIPEAK
6	*	948.702	26.956	10.738	37.694	-8.306	46.000	QUASIPEAK

Note:

1. All Readings below 1GHz are Quasi-Peak, above 1GHz are performed with peak and/or average measurements as necessary.
2. Measurement Level = Reading Level + Correct Factor.
3. Correct Factor = Antenna factor + Cable loss –Amplifier gain.
4. The emission levels of other frequencies are very lower than the limit and not show in test report.
5. No emission found between lowest internal used/generated frequency to 30MHz.

Product : Intel® Wireless-AC 9560
Test Item : General Radiated Emission
Test Date : 2019/01/09
Test Mode : Mode 2 SISO B: Transmit (802.11n-20BW_7.2Mbps)(5785MHz)

Vertical

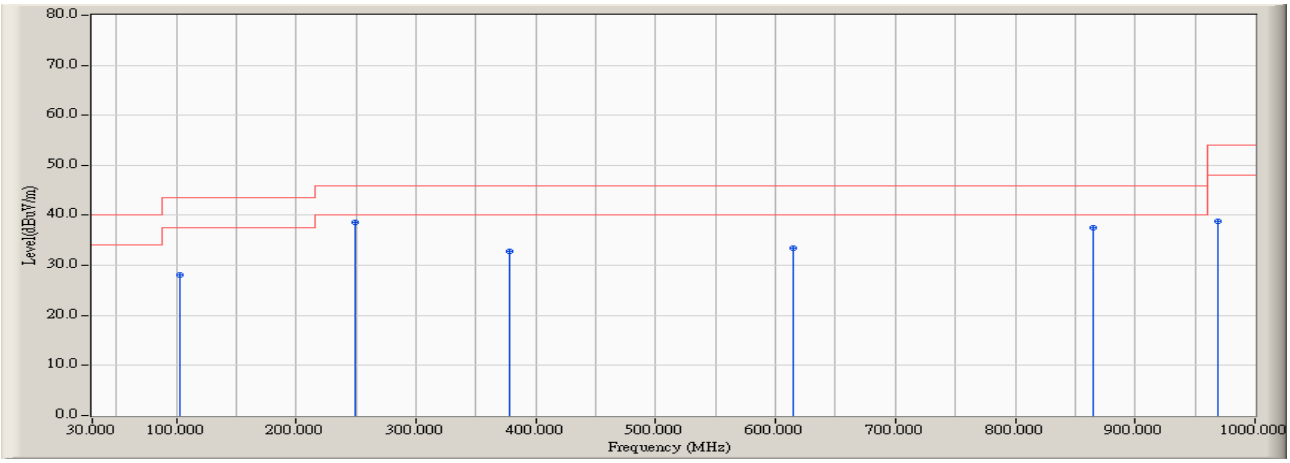

		Frequency (MHz)	Correct Factor (dB)	Reading Level (dBuV)	Measure Level (dBuV/m)	Margin (dB)	Limit (dBuV/m)	Detector Type
1		103.061	17.160	10.943	28.103	-15.397	43.500	QUASIPEAK
2	*	249.183	19.869	18.783	38.652	-7.348	46.000	QUASIPEAK
3		378.205	19.139	13.679	32.819	-13.181	46.000	QUASIPEAK
4		614.487	23.386	9.992	33.378	-12.622	46.000	QUASIPEAK
5		864.760	26.677	10.922	37.598	-8.402	46.000	QUASIPEAK
6		968.910	27.870	10.884	38.754	-15.246	54.000	QUASIPEAK

Note:

1. All Readings below 1GHz are Quasi-Peak, above 1GHz are performed with peak and/or average measurements as necessary.
2. Measurement Level = Reading Level + Correct Factor.
3. Correct Factor = Antenna factor + Cable loss –Amplifier gain.
4. The emission levels of other frequencies are very lower than the limit and not show in test report.
5. No emission found between lowest internal used/generated frequency to 30MHz.

Product : Intel® Wireless-AC 9560
Test Item : General Radiated Emission
Test Date : 2019/01/09
Test Mode : Mode 2 SISO B: Transmit (802.11n-40BW_15Mbps)(5190MHz)

Horizontal

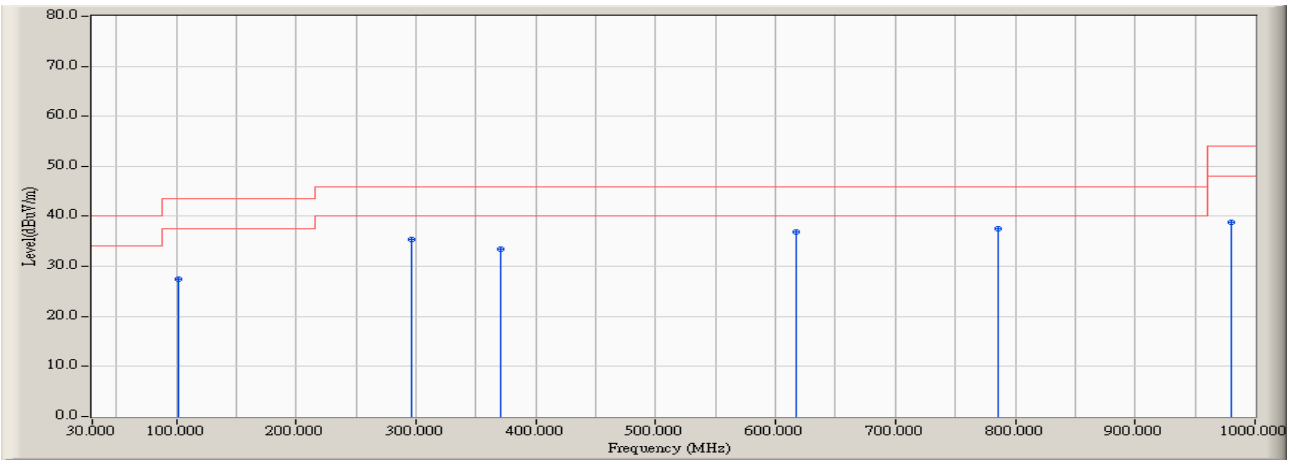

		Frequency (MHz)	Correct Factor (dB)	Reading Level (dBuV)	Measure Level (dBuV/m)	Margin (dB)	Limit (dBuV/m)	Detector Type
1		101.506	17.433	10.086	27.519	-15.981	43.500	QUASIPEAK
2		295.817	14.910	20.443	35.353	-10.647	46.000	QUASIPEAK
3		370.433	19.515	13.977	33.491	-12.509	46.000	QUASIPEAK
4		617.596	26.457	10.499	36.956	-9.044	46.000	QUASIPEAK
5	*	785.481	26.548	11.045	37.593	-8.407	46.000	QUASIPEAK
6		979.792	27.286	11.546	38.832	-15.168	54.000	QUASIPEAK

Note:

1. All Readings below 1GHz are Quasi-Peak, above 1GHz are performed with peak and/or average measurements as necessary.
2. Measurement Level = Reading Level + Correct Factor.
3. Correct Factor = Antenna factor + Cable loss –Amplifier gain.
4. The emission levels of other frequencies are very lower than the limit and not show in test report.
5. No emission found between lowest internal used/generated frequency to 30MHz.

Product : Intel® Wireless-AC 9560
Test Item : General Radiated Emission
Test Date : 2019/01/09
Test Mode : Mode 2 SISO B: Transmit (802.11n-40BW_15Mbps)(5190MHz)

Vertical

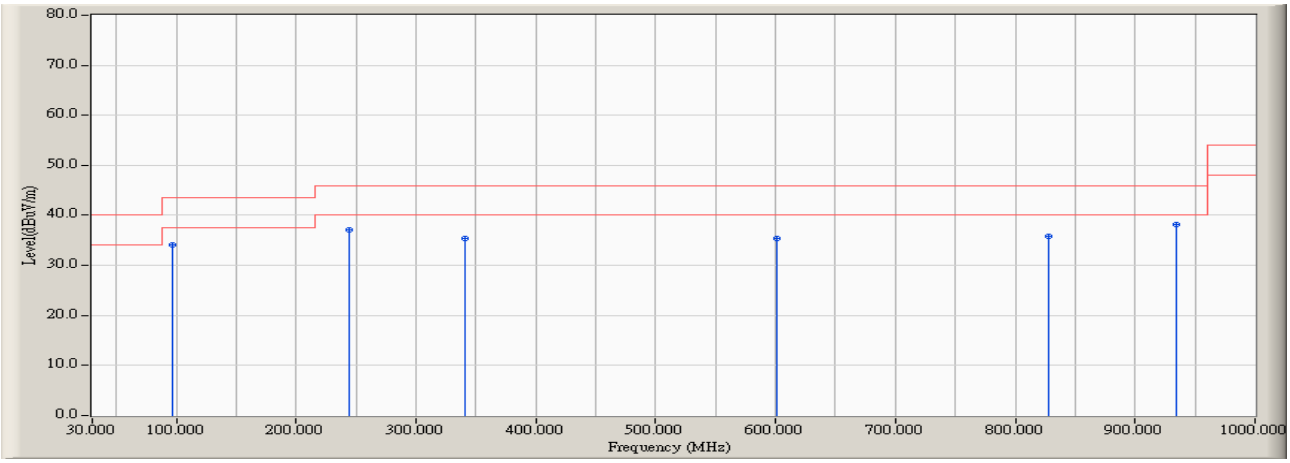

		Frequency (MHz)	Correct Factor (dB)	Reading Level (dBuV)	Measure Level (dBuV/m)	Margin (dB)	Limit (dBuV/m)	Detector Type
1		96.843	16.758	17.352	34.109	-9.391	43.500	QUASIPEAK
2		244.519	19.952	17.154	37.106	-8.894	46.000	QUASIPEAK
3		340.897	16.513	18.944	35.457	-10.543	46.000	QUASIPEAK
4		600.497	23.342	11.959	35.301	-10.699	46.000	QUASIPEAK
5		827.452	25.631	10.234	35.865	-10.135	46.000	QUASIPEAK
6	*	934.712	27.750	10.440	38.190	-7.810	46.000	QUASIPEAK

Note:

1. All Readings below 1GHz are Quasi-Peak, above 1GHz are performed with peak and/or average measurements as necessary.
2. Measurement Level = Reading Level + Correct Factor.
3. Correct Factor = Antenna factor + Cable loss –Amplifier gain.
4. The emission levels of other frequencies are very lower than the limit and not show in test report.
5. No emission found between lowest internal used/generated frequency to 30MHz.

Product : Intel® Wireless-AC 9560
Test Item : General Radiated Emission
Test Date : 2019/01/09
Test Mode : Mode 2 SISO B: Transmit (802.11n-40BW_15Mbps)(5270MHz)

Horizontal

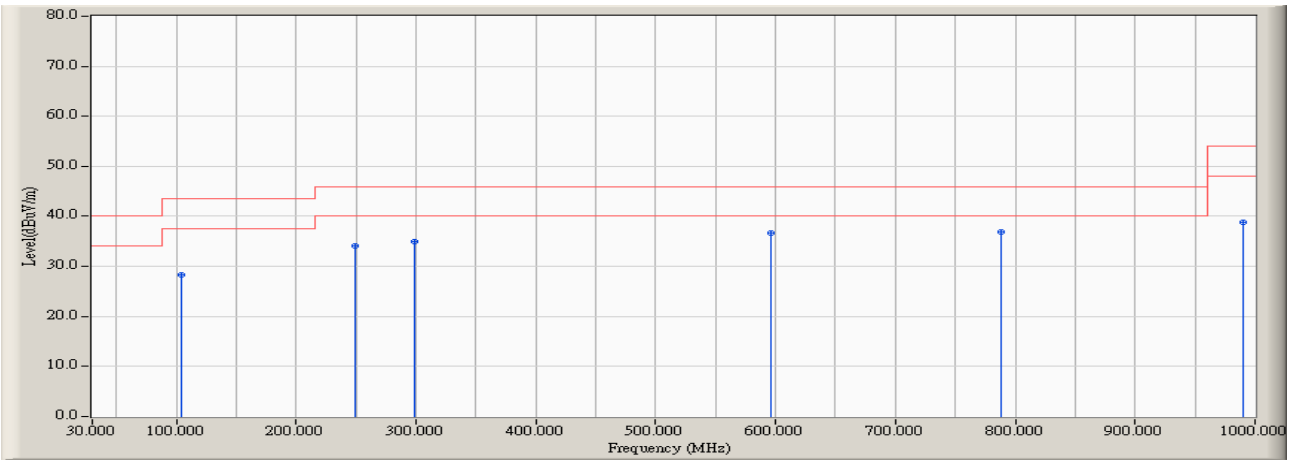

		Frequency (MHz)	Correct Factor (dB)	Reading Level (dBuV)	Measure Level (dBuV/m)	Margin (dB)	Limit (dBuV/m)	Detector Type
1		104.615	16.393	11.824	28.217	-15.283	43.500	QUASIPEAK
2		249.183	14.845	19.334	34.179	-11.821	46.000	QUASIPEAK
3		298.926	14.902	20.070	34.972	-11.028	46.000	QUASIPEAK
4		595.833	26.508	10.184	36.692	-9.308	46.000	QUASIPEAK
5	*	788.590	26.597	10.317	36.914	-9.086	46.000	QUASIPEAK
6		990.673	27.389	11.401	38.789	-15.211	54.000	QUASIPEAK

Note:

1. All Readings below 1GHz are Quasi-Peak, above 1GHz are performed with peak and/or average measurements as necessary.
2. Measurement Level = Reading Level + Correct Factor.
3. Correct Factor = Antenna factor + Cable loss –Amplifier gain.
4. The emission levels of other frequencies are very lower than the limit and not show in test report.
5. No emission found between lowest internal used/generated frequency to 30MHz.

Product : Intel® Wireless-AC 9560
Test Item : General Radiated Emission
Test Date : 2019/01/09
Test Mode : Mode 2 SISO B: Transmit (802.11n-40BW_15Mbps)(5270MHz)

Vertical

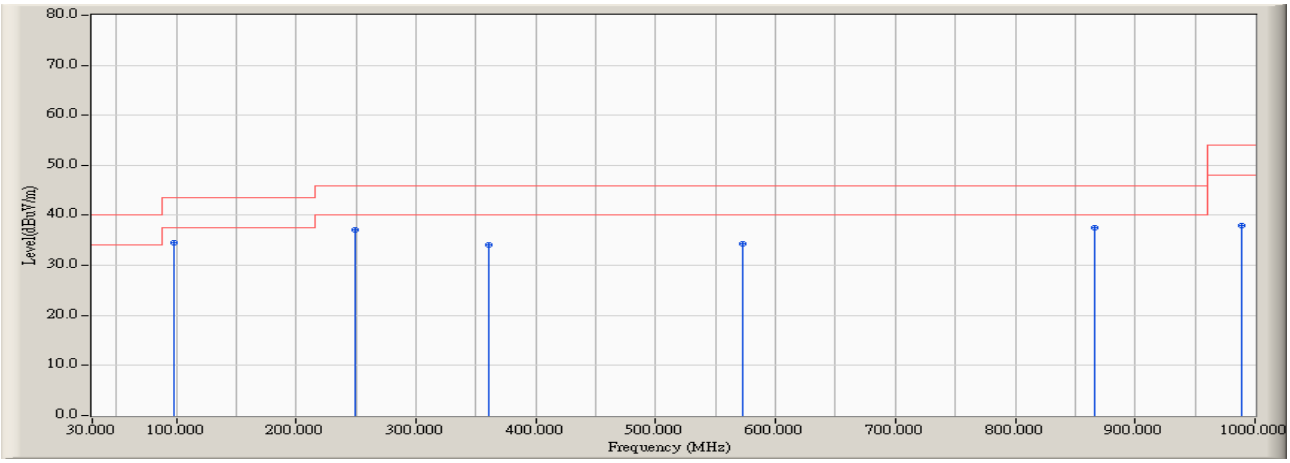

		Frequency (MHz)	Correct Factor (dB)	Reading Level (dBuV)	Measure Level (dBuV/m)	Margin (dB)	Limit (dBuV/m)	Detector Type
1		98.397	17.323	17.222	34.546	-8.954	43.500	QUASIPEAK
2		249.183	19.869	17.192	37.061	-8.939	46.000	QUASIPEAK
3		361.106	17.930	16.125	34.055	-11.945	46.000	QUASIPEAK
4		572.516	22.662	11.693	34.355	-11.645	46.000	QUASIPEAK
5	*	866.314	26.719	10.726	37.445	-8.555	46.000	QUASIPEAK
6		989.119	27.934	10.016	37.950	-16.050	54.000	QUASIPEAK

Note:

1. All Readings below 1GHz are Quasi-Peak, above 1GHz are performed with peak and/or average measurements as necessary.
2. Measurement Level = Reading Level + Correct Factor.
3. Correct Factor = Antenna factor + Cable loss –Amplifier gain.
4. The emission levels of other frequencies are very lower than the limit and not show in test report.
5. No emission found between lowest internal used/generated frequency to 30MHz.

Product : Intel® Wireless-AC 9560
Test Item : General Radiated Emission
Test Date : 2019/01/09
Test Mode : Mode 2 SISO B: Transmit (802.11n-40BW_15Mbps)(5590MHz)

Horizontal

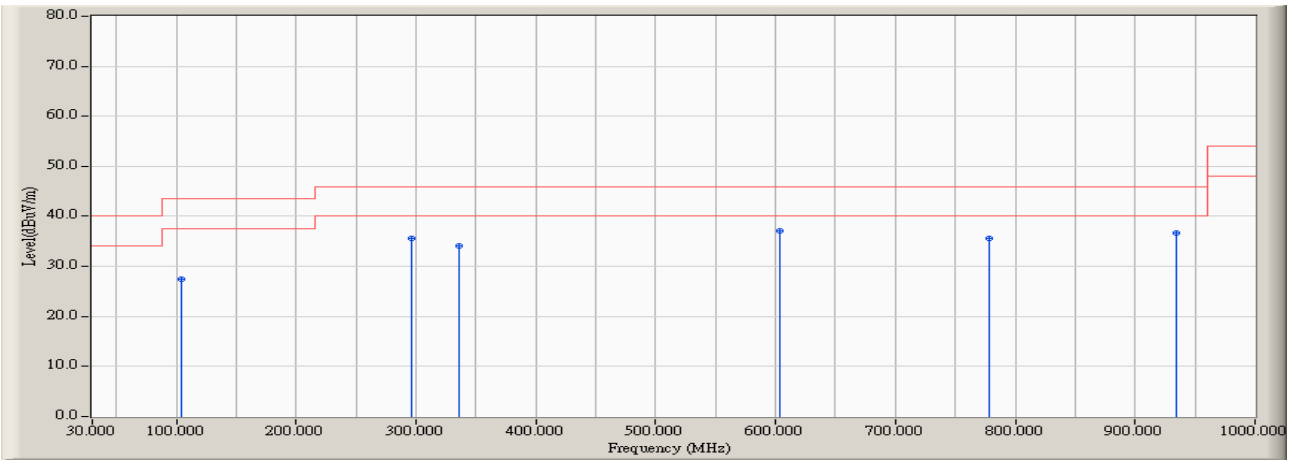

		Frequency (MHz)	Correct Factor (dB)	Reading Level (dBuV)	Measure Level (dBuV/m)	Margin (dB)	Limit (dBuV/m)	Detector Type
1		104.615	16.393	11.131	27.524	-15.976	43.500	QUASIPEAK
2		295.817	14.910	20.713	35.623	-10.377	46.000	QUASIPEAK
3		336.234	17.284	16.903	34.187	-11.813	46.000	QUASIPEAK
4	*	603.606	26.651	10.402	37.053	-8.947	46.000	QUASIPEAK
5		777.708	26.418	9.210	35.629	-10.371	46.000	QUASIPEAK
6		934.712	26.817	9.824	36.641	-9.359	46.000	QUASIPEAK

Note:

1. All Readings below 1GHz are Quasi-Peak, above 1GHz are performed with peak and/or average measurements as necessary.
2. Measurement Level = Reading Level + Correct Factor.
3. Correct Factor = Antenna factor + Cable loss –Amplifier gain.
4. The emission levels of other frequencies are very lower than the limit and not show in test report.
5. No emission found between lowest internal used/generated frequency to 30MHz.

Product : Intel® Wireless-AC 9560
Test Item : General Radiated Emission
Test Date : 2019/01/09
Test Mode : Mode 2 SISO B: Transmit (802.11n-40BW_15Mbps)(5590MHz)

Vertical

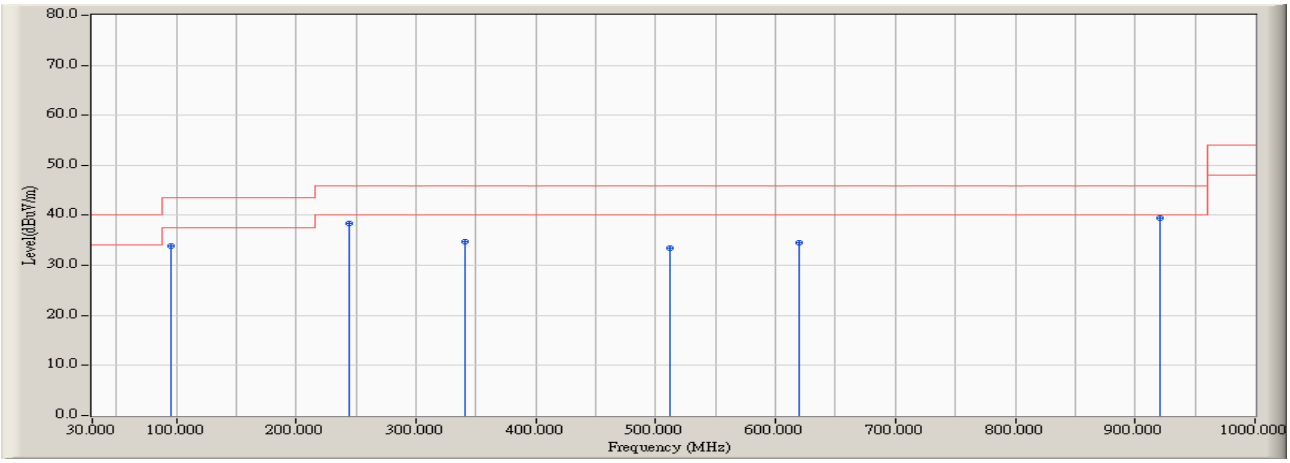

		Frequency (MHz)	Correct Factor (dB)	Reading Level (dBuV)	Measure Level (dBuV/m)	Margin (dB)	Limit (dBuV/m)	Detector Type
1		95.288	16.199	17.603	33.801	-9.699	43.500	QUASIPEAK
2		244.519	19.952	18.542	38.494	-7.506	46.000	QUASIPEAK
3		340.897	16.513	18.249	34.762	-11.238	46.000	QUASIPEAK
4		511.891	21.122	12.283	33.405	-12.595	46.000	QUASIPEAK
5		619.151	23.399	11.034	34.433	-11.567	46.000	QUASIPEAK
6	*	920.721	27.707	11.764	39.471	-6.529	46.000	QUASIPEAK

Note:

1. All Readings below 1GHz are Quasi-Peak, above 1GHz are performed with peak and/or average measurements as necessary.
2. Measurement Level = Reading Level + Correct Factor.
3. Correct Factor = Antenna factor + Cable loss –Amplifier gain.
4. The emission levels of other frequencies are very lower than the limit and not show in test report.
5. No emission found between lowest internal used/generated frequency to 30MHz.

Product : Intel® Wireless-AC 9560
Test Item : General Radiated Emission
Test Date : 2019/01/09
Test Mode : Mode 2 SISO B: Transmit (802.11n-40BW_15Mbps)(5755MHz)

Horizontal

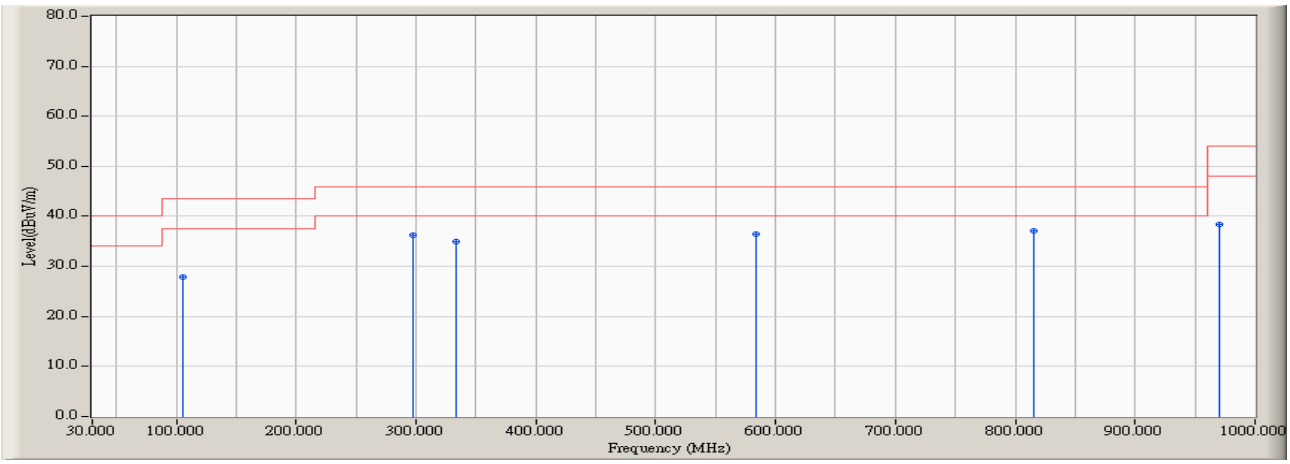

		Frequency (MHz)	Correct Factor (dB)	Reading Level (dBuV)	Measure Level (dBuV/m)	Margin (dB)	Limit (dBuV/m)	Detector Type
1		106.170	15.867	11.955	27.822	-15.678	43.500	QUASIPEAK
2		297.372	14.910	21.439	36.349	-9.651	46.000	QUASIPEAK
3		333.125	17.073	17.886	34.959	-11.041	46.000	QUASIPEAK
4		583.397	25.940	10.466	36.405	-9.595	46.000	QUASIPEAK
5	*	815.016	26.721	10.343	37.064	-8.936	46.000	QUASIPEAK
6		970.465	27.189	11.156	38.345	-15.655	54.000	QUASIPEAK

Note:

1. All Readings below 1GHz are Quasi-Peak, above 1GHz are performed with peak and/or average measurements as necessary.
2. Measurement Level = Reading Level + Correct Factor.
3. Correct Factor = Antenna factor + Cable loss –Amplifier gain.
4. The emission levels of other frequencies are very lower than the limit and not show in test report.
5. No emission found between lowest internal used/generated frequency to 30MHz.

Product : Intel® Wireless-AC 9560
Test Item : General Radiated Emission
Test Date : 2019/01/09
Test Mode : Mode 2 SISO B: Transmit (802.11n-40BW_15Mbps)(5755MHz)

Vertical

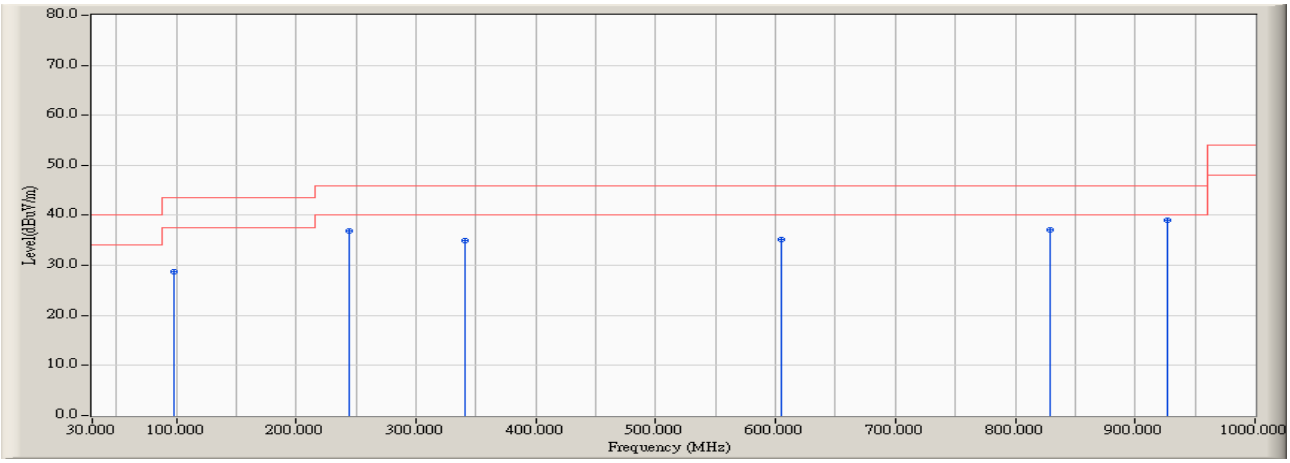

		Frequency (MHz)	Correct Factor (dB)	Reading Level (dBuV)	Measure Level (dBuV/m)	Margin (dB)	Limit (dBuV/m)	Detector Type
1		98.397	17.323	11.495	28.819	-14.681	43.500	QUASIPEAK
2		244.519	19.952	16.990	36.942	-9.058	46.000	QUASIPEAK
3		340.897	16.513	18.460	34.973	-11.027	46.000	QUASIPEAK
4		605.160	23.350	11.801	35.151	-10.849	46.000	QUASIPEAK
5		829.006	25.673	11.333	37.007	-8.993	46.000	QUASIPEAK
6	*	926.939	27.727	11.210	38.937	-7.063	46.000	QUASIPEAK

Note:

1. All Readings below 1GHz are Quasi-Peak, above 1GHz are performed with peak and/or average measurements as necessary.
2. Measurement Level = Reading Level + Correct Factor.
3. Correct Factor = Antenna factor + Cable loss –Amplifier gain.
4. The emission levels of other frequencies are very lower than the limit and not show in test report.
5. No emission found between lowest internal used/generated frequency to 30MHz.

Product : Intel® Wireless-AC 9560
Test Item : General Radiated Emission
Test Date : 2019/01/09
Test Mode : Mode 2 SISO B: Transmit (802.11ac-20BW_7.2Mbps)(5720MHz)

Horizontal

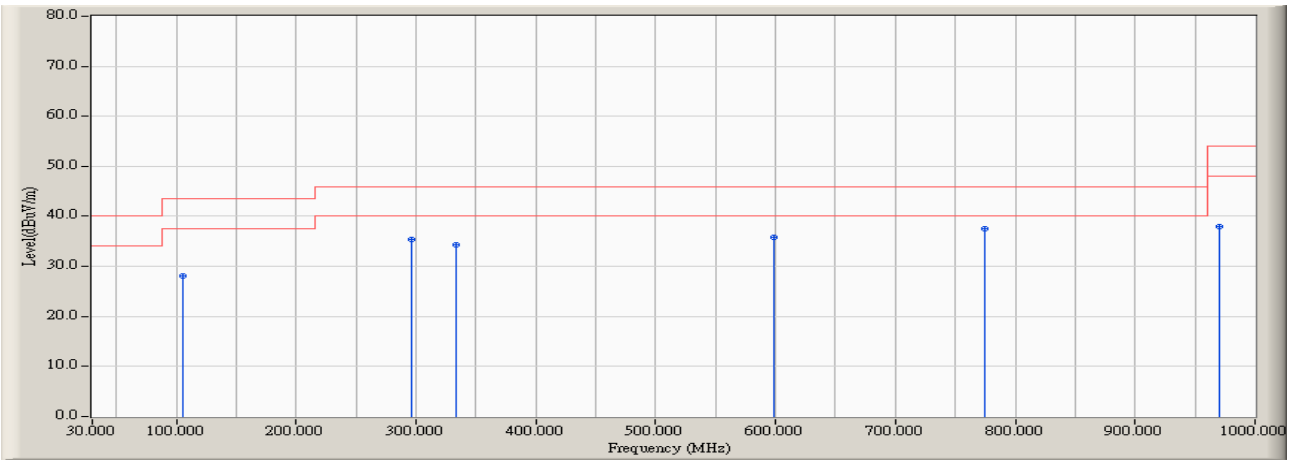

		Frequency (MHz)	Correct Factor (dB)	Reading Level (dBuV)	Measure Level (dBuV/m)	Margin (dB)	Limit (dBuV/m)	Detector Type
1		106.170	15.867	12.152	28.019	-15.481	43.500	QUASIPEAK
2		295.817	14.910	20.412	35.322	-10.678	46.000	QUASIPEAK
3		333.125	17.073	17.242	34.315	-11.685	46.000	QUASIPEAK
4		598.942	26.646	9.242	35.888	-10.112	46.000	QUASIPEAK
5	*	774.599	26.368	11.196	37.564	-8.436	46.000	QUASIPEAK
6		970.465	27.189	10.716	37.905	-16.095	54.000	QUASIPEAK

Note:

1. All Readings below 1GHz are Quasi-Peak, above 1GHz are performed with peak and/or average measurements as necessary.
2. Measurement Level = Reading Level + Correct Factor.
3. Correct Factor = Antenna factor + Cable loss –Amplifier gain.
4. The emission levels of other frequencies are very lower than the limit and not show in test report.
5. No emission found between lowest internal used/generated frequency to 30MHz.

Product : Intel® Wireless-AC 9560
Test Item : General Radiated Emission
Test Date : 2019/01/09
Test Mode : Mode 2 SISO B: Transmit (802.11ac-20BW_7.2Mbps)(5720MHz)

Vertical

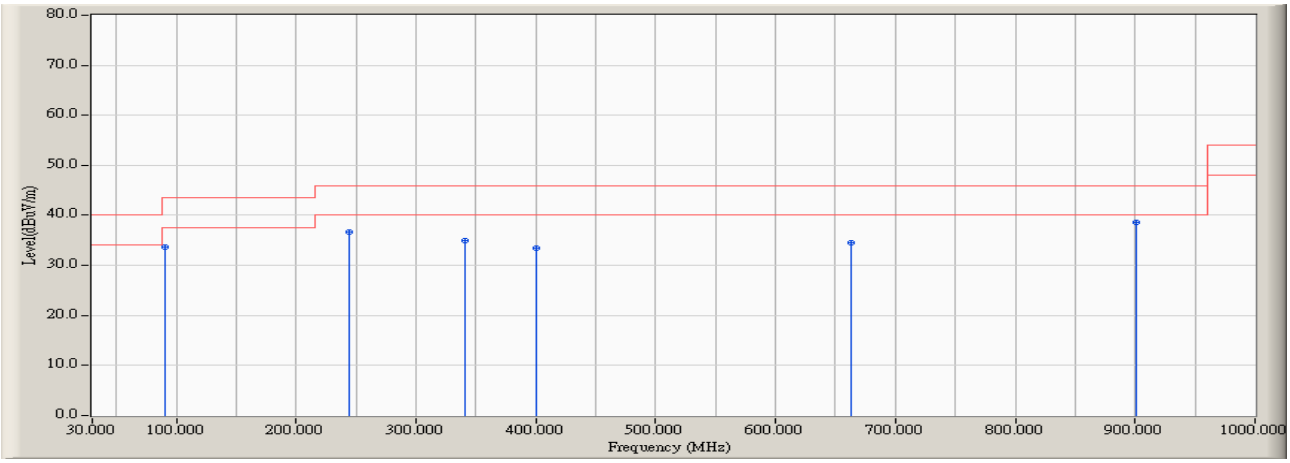

		Frequency (MHz)	Correct Factor (dB)	Reading Level (dBuV)	Measure Level (dBuV/m)	Margin (dB)	Limit (dBuV/m)	Detector Type
1		90.625	14.515	19.062	33.577	-9.923	43.500	QUASIPEAK
2		244.519	19.952	16.693	36.645	-9.355	46.000	QUASIPEAK
3		340.897	16.513	18.554	35.067	-10.933	46.000	QUASIPEAK
4		399.968	20.627	12.869	33.497	-12.503	46.000	QUASIPEAK
5		662.676	23.470	10.993	34.464	-11.536	46.000	QUASIPEAK
6	*	900.513	27.643	11.046	38.689	-7.311	46.000	QUASIPEAK

Note:

1. All Readings below 1GHz are Quasi-Peak, above 1GHz are performed with peak and/or average measurements as necessary.
2. Measurement Level = Reading Level + Correct Factor.
3. Correct Factor = Antenna factor + Cable loss –Amplifier gain.
4. The emission levels of other frequencies are very lower than the limit and not show in test report.
5. No emission found between lowest internal used/generated frequency to 30MHz.

Product : Intel® Wireless-AC 9560
Test Item : General Radiated Emission
Test Date : 2019/01/09
Test Mode : Mode 2 SISO B: Transmit (802.11ac-40BW_15Mbps)(5710MHz)

Horizontal

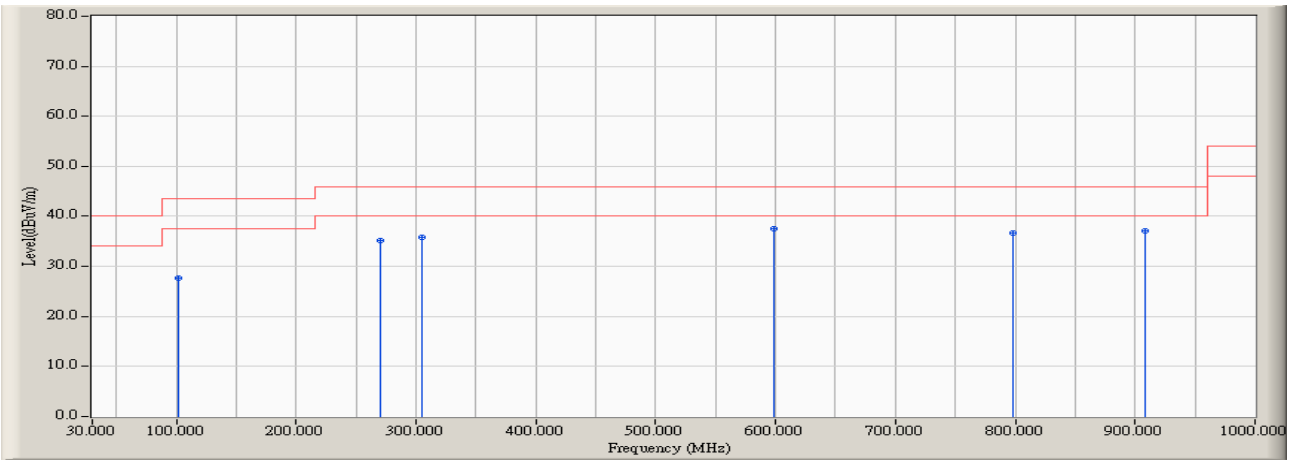

		Frequency (MHz)	Correct Factor (dB)	Reading Level (dBuV)	Measure Level (dBuV/m)	Margin (dB)	Limit (dBuV/m)	Detector Type
1		101.506	17.433	10.317	27.750	-15.750	43.500	QUASIPEAK
2		270.946	14.919	20.219	35.138	-10.862	46.000	QUASIPEAK
3		305.144	15.238	20.660	35.898	-10.102	46.000	QUASIPEAK
4	*	598.942	26.646	10.834	37.480	-8.520	46.000	QUASIPEAK
5		797.917	26.735	9.848	36.583	-9.417	46.000	QUASIPEAK
6		908.285	26.556	10.628	37.184	-8.816	46.000	QUASIPEAK

Note:

1. All Readings below 1GHz are Quasi-Peak, above 1GHz are performed with peak and/or average measurements as necessary.
2. Measurement Level = Reading Level + Correct Factor.
3. Correct Factor = Antenna factor + Cable loss –Amplifier gain.
4. The emission levels of other frequencies are very lower than the limit and not show in test report.
5. No emission found between lowest internal used/generated frequency to 30MHz.

Product : Intel® Wireless-AC 9560
Test Item : General Radiated Emission
Test Date : 2019/01/09
Test Mode : Mode 2 SISO B: Transmit (802.11ac-40BW_15Mbps)(5710MHz)

Vertical

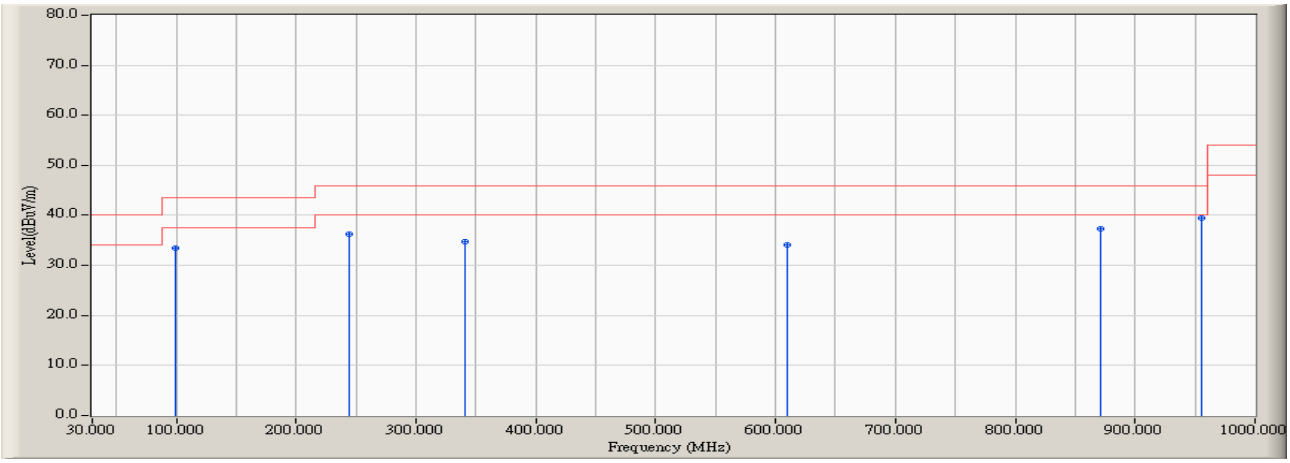

		Frequency (MHz)	Correct Factor (dB)	Reading Level (dBuV)	Measure Level (dBuV/m)	Margin (dB)	Limit (dBuV/m)	Detector Type
1		99.952	17.804	15.585	33.389	-10.111	43.500	QUASIPEAK
2		244.519	19.952	16.355	36.307	-9.693	46.000	QUASIPEAK
3		340.897	16.513	18.249	34.762	-11.238	46.000	QUASIPEAK
4		609.824	23.363	10.670	34.033	-11.967	46.000	QUASIPEAK
5		870.978	26.838	10.487	37.325	-8.675	46.000	QUASIPEAK
6	*	954.920	27.819	11.611	39.430	-6.570	46.000	QUASIPEAK

Note:

1. All Readings below 1GHz are Quasi-Peak, above 1GHz are performed with peak and/or average measurements as necessary.
2. Measurement Level = Reading Level + Correct Factor.
3. Correct Factor = Antenna factor + Cable loss –Amplifier gain.
4. The emission levels of other frequencies are very lower than the limit and not show in test report.
5. No emission found between lowest internal used/generated frequency to 30MHz.

Product : Intel® Wireless-AC 9560
Test Item : General Radiated Emission
Test Date : 2019/01/09
Test Mode : Mode 2 SISO B: Transmit (802.11ac-80BW_32.5Mbps)(5210MHz)

Horizontal

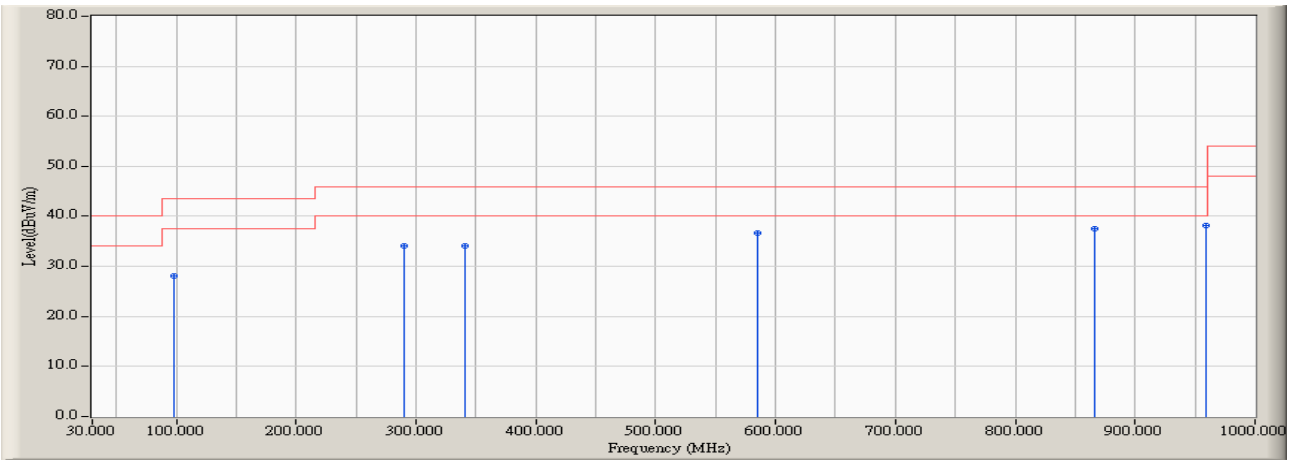

		Frequency (MHz)	Correct Factor (dB)	Reading Level (dBuV)	Measure Level (dBuV/m)	Margin (dB)	Limit (dBuV/m)	Detector Type
1		98.397	17.001	11.054	28.056	-15.444	43.500	QUASIPEAK
2		289.599	14.920	19.141	34.061	-11.939	46.000	QUASIPEAK
3		340.897	17.583	16.596	34.179	-11.821	46.000	QUASIPEAK
4		584.952	26.011	10.622	36.633	-9.367	46.000	QUASIPEAK
5		866.314	26.575	10.986	37.561	-8.439	46.000	QUASIPEAK
6	*	959.583	27.072	11.010	38.083	-7.917	46.000	QUASIPEAK

Note:

1. All Readings below 1GHz are Quasi-Peak, above 1GHz are performed with peak and/or average measurements as necessary.
2. Measurement Level = Reading Level + Correct Factor.
3. Correct Factor = Antenna factor + Cable loss –Amplifier gain.
4. The emission levels of other frequencies are very lower than the limit and not show in test report.
5. No emission found between lowest internal used/generated frequency to 30MHz.

Product : Intel® Wireless-AC 9560
Test Item : General Radiated Emission
Test Date : 2019/01/09
Test Mode : Mode 2 SISO B: Transmit (802.11ac-80BW_32.5Mbps)(5210MHz)

Vertical

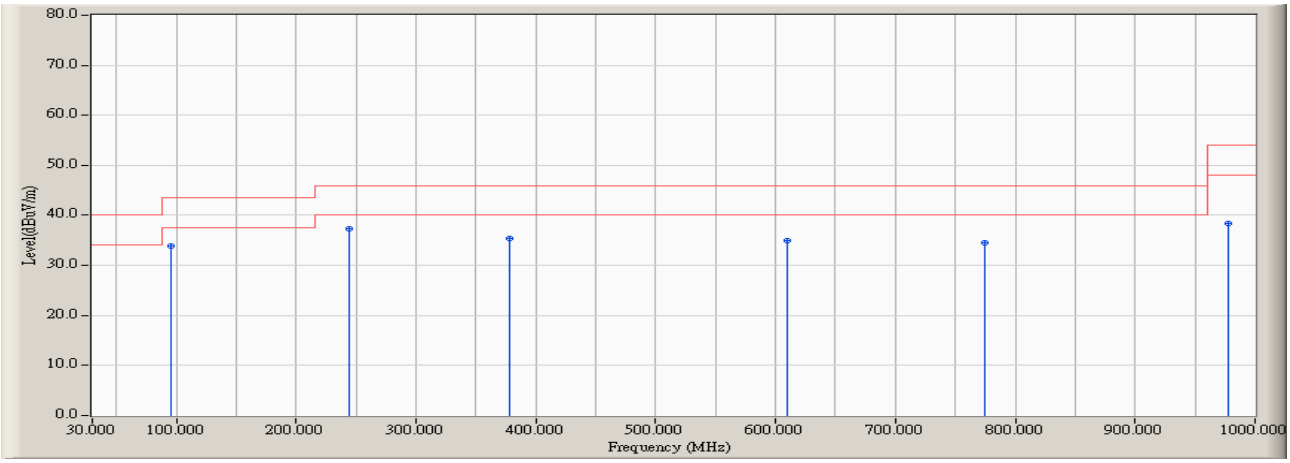

		Frequency (MHz)	Correct Factor (dB)	Reading Level (dBuV)	Measure Level (dBuV/m)	Margin (dB)	Limit (dBuV/m)	Detector Type
1		95.288	16.199	17.655	33.853	-9.647	43.500	QUASIPEAK
2	*	244.519	19.952	17.370	37.322	-8.678	46.000	QUASIPEAK
3		378.205	19.139	16.145	35.285	-10.715	46.000	QUASIPEAK
4		609.824	23.363	11.519	34.882	-11.118	46.000	QUASIPEAK
5		774.599	24.538	10.060	34.598	-11.402	46.000	QUASIPEAK
6		978.237	27.911	10.381	38.292	-15.708	54.000	QUASIPEAK

Note:

1. All Readings below 1GHz are Quasi-Peak, above 1GHz are performed with peak and/or average measurements as necessary.
2. Measurement Level = Reading Level + Correct Factor.
3. Correct Factor = Antenna factor + Cable loss –Amplifier gain.
4. The emission levels of other frequencies are very lower than the limit and not show in test report.
5. No emission found between lowest internal used/generated frequency to 30MHz.

Product : Intel® Wireless-AC 9560
Test Item : General Radiated Emission
Test Date : 2019/01/09
Test Mode : Mode 2 SISO B: Transmit (802.11ac-80BW_32.5Mbps)(5290MHz)

Horizontal

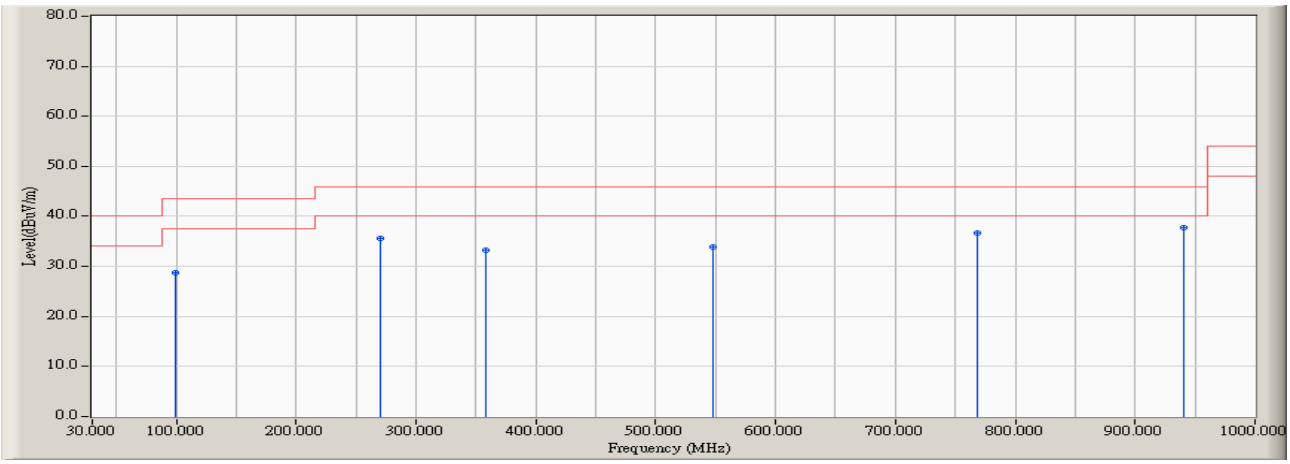

		Frequency (MHz)	Correct Factor (dB)	Reading Level (dBuV)	Measure Level (dBuV/m)	Margin (dB)	Limit (dBuV/m)	Detector Type
1		99.952	17.800	10.943	28.744	-14.756	43.500	QUASIPEAK
2		270.946	14.919	20.736	35.655	-10.345	46.000	QUASIPEAK
3		357.997	18.693	14.563	33.257	-12.743	46.000	QUASIPEAK
4		547.644	24.276	9.573	33.849	-12.151	46.000	QUASIPEAK
5		768.381	26.268	10.468	36.737	-9.263	46.000	QUASIPEAK
6	*	940.929	26.882	10.963	37.845	-8.155	46.000	QUASIPEAK

Note:

1. All Readings below 1GHz are Quasi-Peak, above 1GHz are performed with peak and/or average measurements as necessary.
2. Measurement Level = Reading Level + Correct Factor.
3. Correct Factor = Antenna factor + Cable loss –Amplifier gain.
4. The emission levels of other frequencies are very lower than the limit and not show in test report.
5. No emission found between lowest internal used/generated frequency to 30MHz.

Product : Intel® Wireless-AC 9560
Test Item : General Radiated Emission
Test Date : 2019/01/09
Test Mode : Mode 2 SISO B: Transmit (802.11ac-80BW_32.5Mbps)(5290MHz)

Vertical

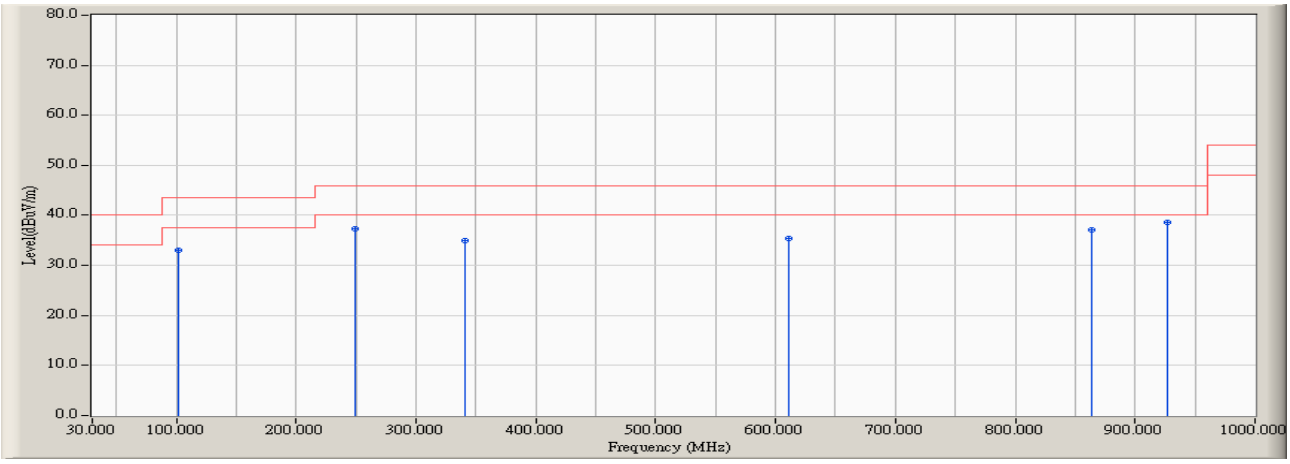

		Frequency (MHz)	Correct Factor (dB)	Reading Level (dBuV)	Measure Level (dBuV/m)	Margin (dB)	Limit (dBuV/m)	Detector Type
1		101.506	17.527	15.420	32.948	-10.552	43.500	QUASIPEAK
2		249.183	19.869	17.527	37.396	-8.604	46.000	QUASIPEAK
3		340.897	16.513	18.530	35.043	-10.957	46.000	QUASIPEAK
4		611.378	23.368	12.121	35.489	-10.511	46.000	QUASIPEAK
5		863.205	26.633	10.505	37.138	-8.862	46.000	QUASIPEAK
6	*	926.939	27.727	10.816	38.543	-7.457	46.000	QUASIPEAK

Note:

1. All Readings below 1GHz are Quasi-Peak, above 1GHz are performed with peak and/or average measurements as necessary.
2. Measurement Level = Reading Level + Correct Factor.
3. Correct Factor = Antenna factor + Cable loss –Amplifier gain.
4. The emission levels of other frequencies are very lower than the limit and not show in test report.
5. No emission found between lowest internal used/generated frequency to 30MHz.

Product : Intel® Wireless-AC 9560
Test Item : General Radiated Emission
Test Date : 2019/01/09
Test Mode : Mode 2 SISO B: Transmit (802.11ac-80BW_32.5Mbps)(5530MHz)

Horizontal

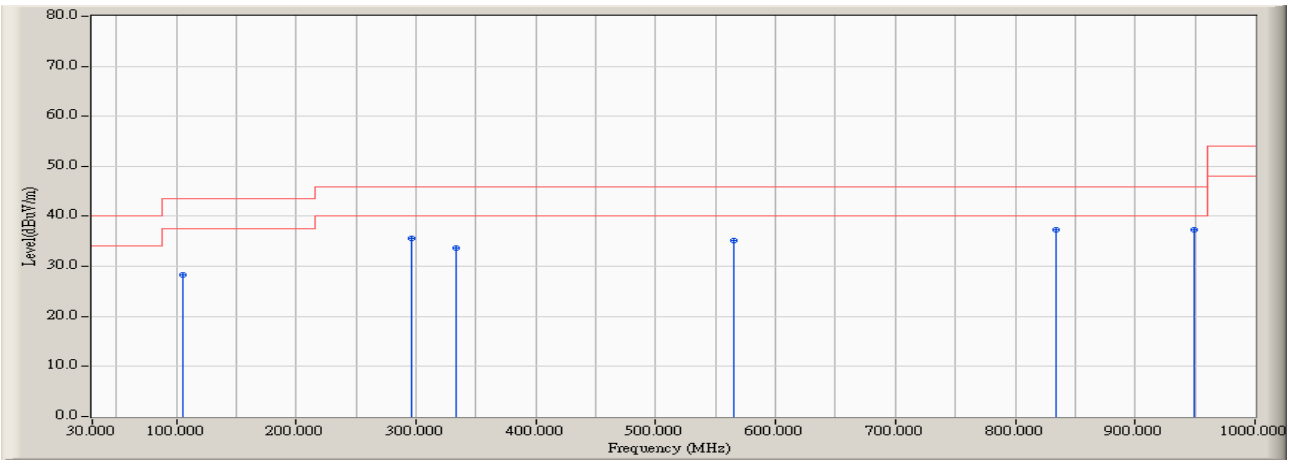

		Frequency (MHz)	Correct Factor (dB)	Reading Level (dBuV)	Measure Level (dBuV/m)	Margin (dB)	Limit (dBuV/m)	Detector Type
1		106.170	15.867	12.449	28.316	-15.184	43.500	QUASIPEAK
2		295.817	14.910	20.667	35.577	-10.423	46.000	QUASIPEAK
3		333.125	17.073	16.707	33.780	-12.220	46.000	QUASIPEAK
4		564.744	25.079	10.114	35.193	-10.807	46.000	QUASIPEAK
5	*	833.670	26.664	10.656	37.320	-8.680	46.000	QUASIPEAK
6		948.702	26.956	10.277	37.233	-8.767	46.000	QUASIPEAK

Note:

1. All Readings below 1GHz are Quasi-Peak, above 1GHz are performed with peak and/or average measurements as necessary.
2. Measurement Level = Reading Level + Correct Factor.
3. Correct Factor = Antenna factor + Cable loss –Amplifier gain.
4. The emission levels of other frequencies are very lower than the limit and not show in test report.
5. No emission found between lowest internal used/generated frequency to 30MHz.

Product : Intel® Wireless-AC 9560
Test Item : General Radiated Emission
Test Date : 2019/01/09
Test Mode : Mode 2 SISO B: Transmit (802.11ac-80BW_32.5Mbps)(5530MHz)

Vertical

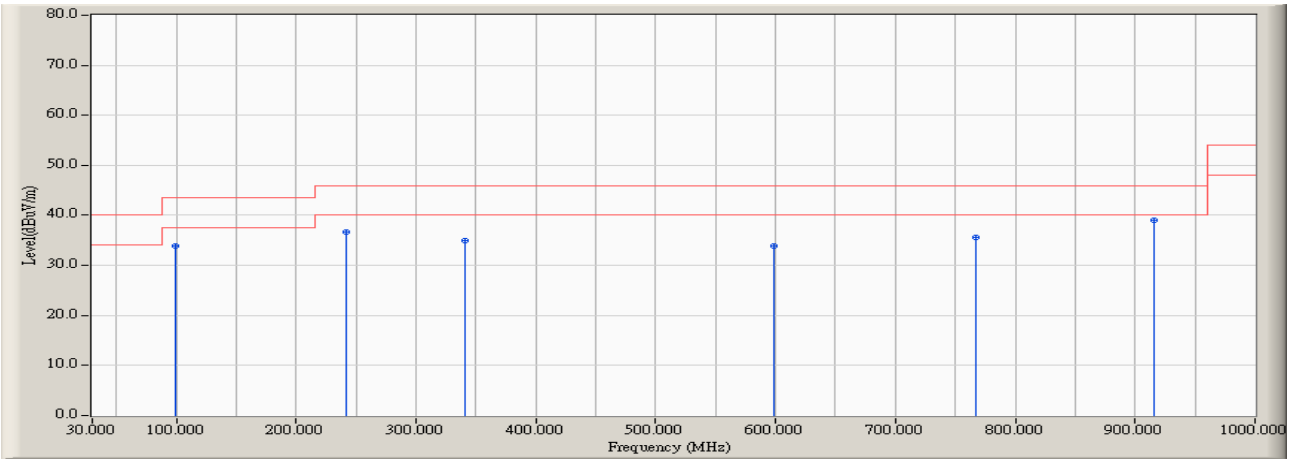

		Frequency (MHz)	Correct Factor (dB)	Reading Level (dBuV)	Measure Level (dBuV/m)	Margin (dB)	Limit (dBuV/m)	Detector Type
1		99.952	17.804	16.107	33.911	-9.589	43.500	QUASIPEAK
2		241.410	19.992	16.781	36.773	-9.227	46.000	QUASIPEAK
3		340.897	16.513	18.510	35.023	-10.977	46.000	QUASIPEAK
4		598.942	23.316	10.642	33.958	-12.042	46.000	QUASIPEAK
5		766.827	24.426	11.147	35.573	-10.427	46.000	QUASIPEAK
6	*	916.058	27.689	11.331	39.020	-6.980	46.000	QUASIPEAK

Note:

1. All Readings below 1GHz are Quasi-Peak, above 1GHz are performed with peak and/or average measurements as necessary.
2. Measurement Level = Reading Level + Correct Factor.
3. Correct Factor = Antenna factor + Cable loss –Amplifier gain.
4. The emission levels of other frequencies are very lower than the limit and not show in test report.
5. No emission found between lowest internal used/generated frequency to 30MHz.

Product : Intel® Wireless-AC 9560
Test Item : General Radiated Emission
Test Date : 2019/01/09
Test Mode : Mode 2 SISO B: Transmit (802.11ac-80BW_32.5Mbps)(5775MHz)

Horizontal

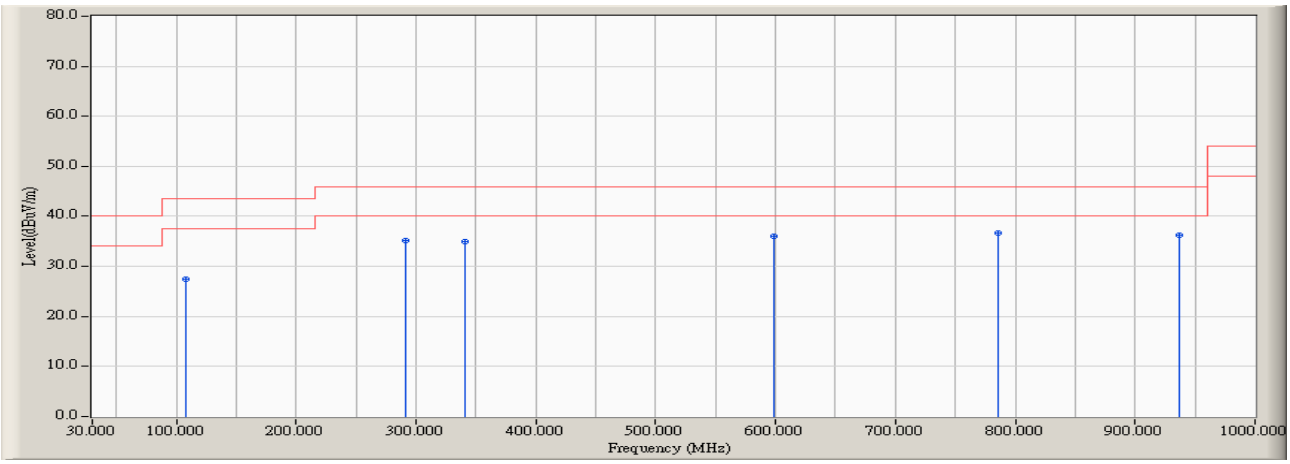

		Frequency (MHz)	Correct Factor (dB)	Reading Level (dBuV)	Measure Level (dBuV/m)	Margin (dB)	Limit (dBuV/m)	Detector Type
1		107.724	15.343	12.200	27.542	-15.958	43.500	QUASIPEAK
2		291.154	14.920	20.355	35.275	-10.725	46.000	QUASIPEAK
3		340.897	17.583	17.290	34.873	-11.127	46.000	QUASIPEAK
4		598.942	26.646	9.318	35.964	-10.036	46.000	QUASIPEAK
5	*	785.481	26.548	10.061	36.609	-9.391	46.000	QUASIPEAK
6		936.266	26.836	9.396	36.232	-9.768	46.000	QUASIPEAK

Note:

1. All Readings below 1GHz are Quasi-Peak, above 1GHz are performed with peak and/or average measurements as necessary.
2. Measurement Level = Reading Level + Correct Factor.
3. Correct Factor = Antenna factor + Cable loss –Amplifier gain.
4. The emission levels of other frequencies are very lower than the limit and not show in test report.
5. No emission found between lowest internal used/generated frequency to 30MHz.

Product : Intel® Wireless-AC 9560
Test Item : General Radiated Emission
Test Date : 2019/01/09
Test Mode : Mode 2 SISO B: Transmit (802.11ac-80BW_32.5Mbps)(5775MHz)

Vertical

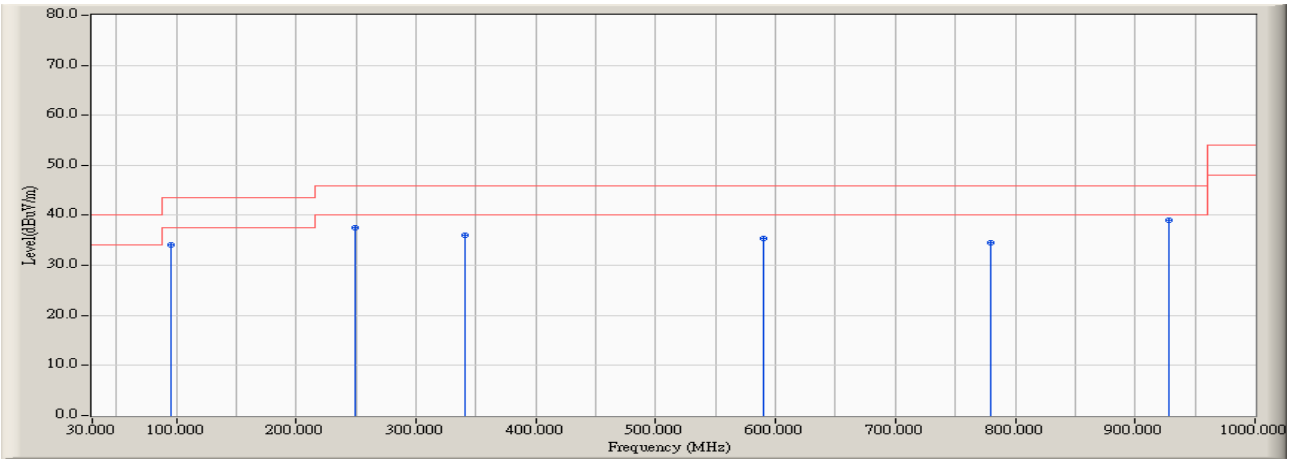

		Frequency (MHz)	Correct Factor (dB)	Reading Level (dBuV)	Measure Level (dBuV/m)	Margin (dB)	Limit (dBuV/m)	Detector Type
1		95.288	16.199	17.864	34.062	-9.438	43.500	QUASIPEAK
2		249.183	19.869	17.592	37.461	-8.539	46.000	QUASIPEAK
3		340.897	16.513	19.443	35.956	-10.044	46.000	QUASIPEAK
4		589.615	23.082	12.317	35.400	-10.600	46.000	QUASIPEAK
5		779.263	24.599	10.001	34.600	-11.400	46.000	QUASIPEAK
6	*	928.494	27.730	11.367	39.097	-6.903	46.000	QUASIPEAK

Note:

1. All Readings below 1GHz are Quasi-Peak, above 1GHz are performed with peak and/or average measurements as necessary.
2. Measurement Level = Reading Level + Correct Factor.
3. Correct Factor = Antenna factor + Cable loss –Amplifier gain.
4. The emission levels of other frequencies are very lower than the limit and not show in test report.
5. No emission found between lowest internal used/generated frequency to 30MHz.

Product : Intel® Wireless-AC 9560
Test Item : General Radiated Emission
Test Date : 2019/01/09
Test Mode : Mode 2 SISO B: Transmit (802.11ac-160BW_65Mbps)(5250MHz)

Horizontal

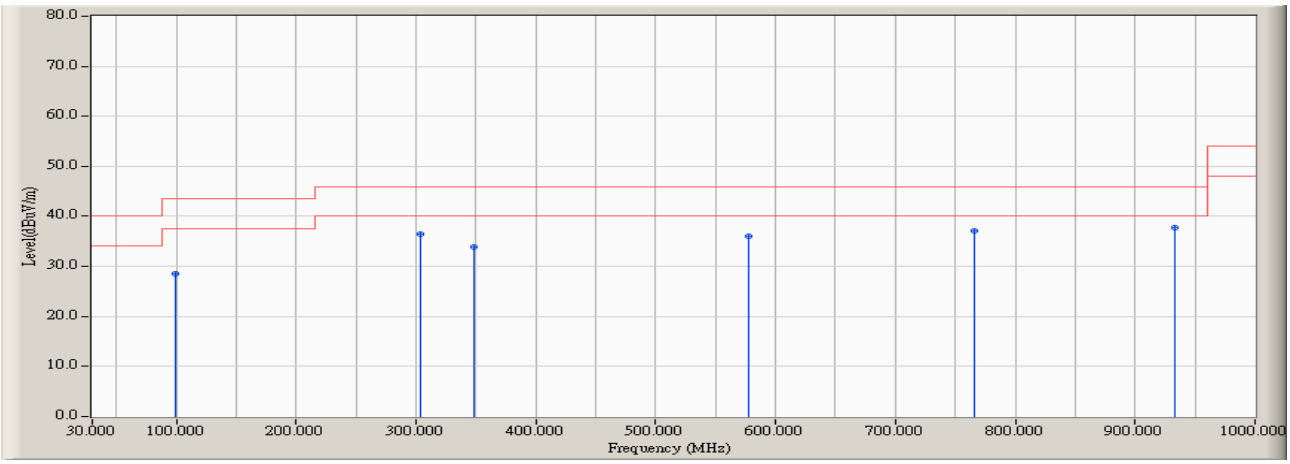

		Frequency (MHz)	Correct Factor (dB)	Reading Level (dBuV)	Measure Level (dBuV/m)	Margin (dB)	Limit (dBuV/m)	Detector Type
1		99.952	17.800	10.750	28.551	-14.949	43.500	QUASIPEAK
2		303.590	15.136	21.286	36.423	-9.577	46.000	QUASIPEAK
3		348.670	18.086	15.700	33.786	-12.214	46.000	QUASIPEAK
4		577.179	25.657	10.429	36.087	-9.913	46.000	QUASIPEAK
5		765.272	26.219	10.919	37.138	-8.862	46.000	QUASIPEAK
6	*	933.157	26.799	10.885	37.684	-8.316	46.000	QUASIPEAK

Note:

1. All Readings below 1GHz are Quasi-Peak, above 1GHz are performed with peak and/or average measurements as necessary.
2. Measurement Level = Reading Level + Correct Factor.
3. Correct Factor = Antenna factor + Cable loss –Amplifier gain.
4. The emission levels of other frequencies are very lower than the limit and not show in test report.
5. No emission found between lowest internal used/generated frequency to 30MHz.

Product : Intel® Wireless-AC 9560
Test Item : General Radiated Emission
Test Date : 2019/01/09
Test Mode : Mode 2 SISO B: Transmit (802.11ac-160BW_65Mbps)(5250MHz)

Vertical

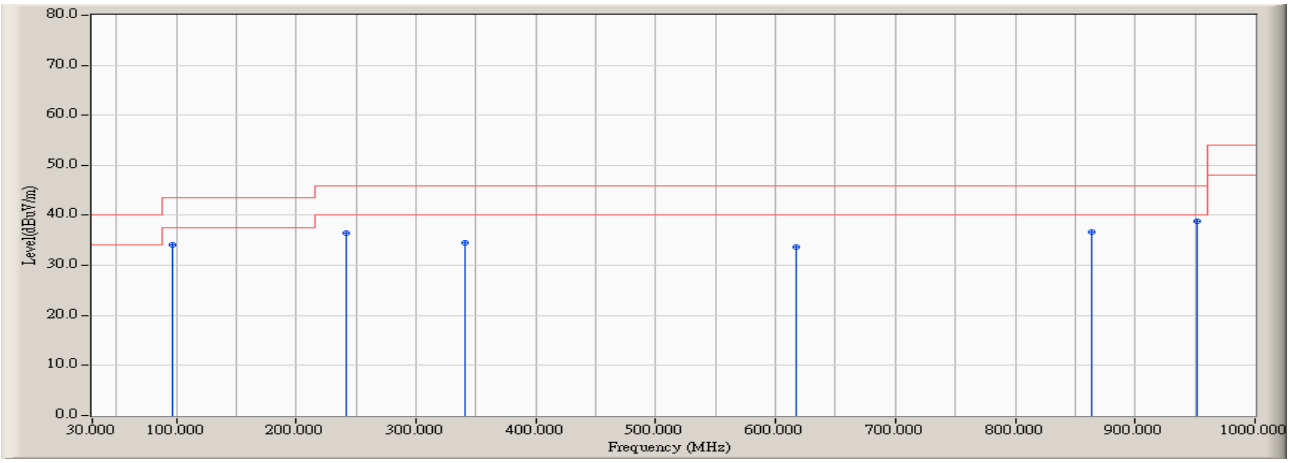

		Frequency (MHz)	Correct Factor (dB)	Reading Level (dBuV)	Measure Level (dBuV/m)	Margin (dB)	Limit (dBuV/m)	Detector Type
1		96.843	16.758	17.431	34.188	-9.312	43.500	QUASIPEAK
2		241.410	19.992	16.385	36.377	-9.623	46.000	QUASIPEAK
3		340.897	16.513	18.047	34.560	-11.440	46.000	QUASIPEAK
4		617.596	23.395	10.366	33.761	-12.239	46.000	QUASIPEAK
5		863.205	26.633	9.978	36.611	-9.389	46.000	QUASIPEAK
6	*	951.811	27.812	10.973	38.785	-7.215	46.000	QUASIPEAK

Note:

1. All Readings below 1GHz are Quasi-Peak, above 1GHz are performed with peak and/or average measurements as necessary.
2. Measurement Level = Reading Level + Correct Factor.
3. Correct Factor = Antenna factor + Cable loss –Amplifier gain.
4. The emission levels of other frequencies are very lower than the limit and not show in test report.
5. No emission found between lowest internal used/generated frequency to 30MHz.

Product : Intel® Wireless-AC 9560
Test Item : General Radiated Emission
Test Date : 2019/01/09
Test Mode : Mode 2 SISO B: Transmit (802.11ac-160BW_65Mbps)(5570MHz)

Horizontal

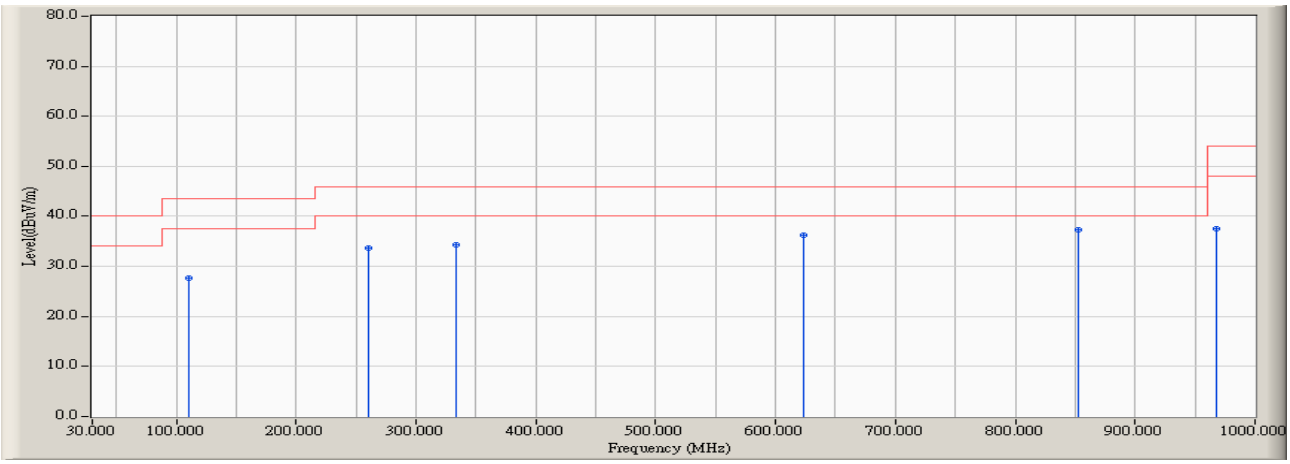

		Frequency (MHz)	Correct Factor (dB)	Reading Level (dBuV)	Measure Level (dBuV/m)	Margin (dB)	Limit (dBuV/m)	Detector Type
1		110.833	14.285	13.282	27.567	-15.933	43.500	QUASIPEAK
2		260.064	14.912	18.827	33.739	-12.261	46.000	QUASIPEAK
3		333.125	17.073	17.339	34.412	-11.588	46.000	QUASIPEAK
4		623.814	26.368	9.946	36.314	-9.686	46.000	QUASIPEAK
5	*	852.324	26.620	10.627	37.247	-8.753	46.000	QUASIPEAK
6		967.356	27.156	10.473	37.629	-16.371	54.000	QUASIPEAK

Note:

1. All Readings below 1GHz are Quasi-Peak, above 1GHz are performed with peak and/or average measurements as necessary.
2. Measurement Level = Reading Level + Correct Factor.
3. Correct Factor = Antenna factor + Cable loss –Amplifier gain.
4. The emission levels of other frequencies are very lower than the limit and not show in test report.
5. No emission found between lowest internal used/generated frequency to 30MHz.

Product : Intel® Wireless-AC 9560
Test Item : General Radiated Emission
Test Date : 2019/01/09
Test Mode : Mode 2 SISO B: Transmit (802.11ac-160BW_65Mbps)(5570MHz)

Vertical

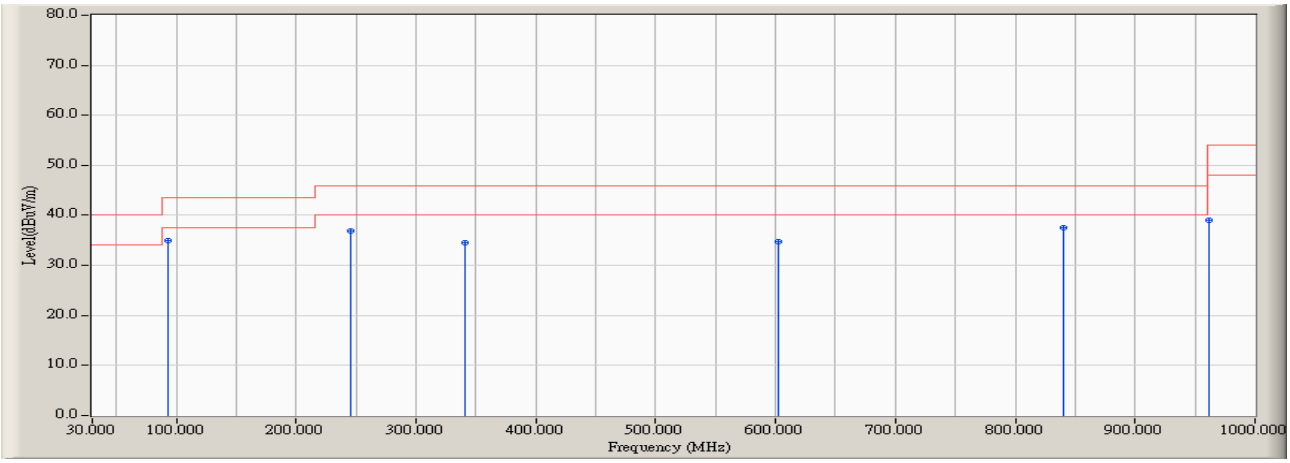

		Frequency (MHz)	Correct Factor (dB)	Reading Level (dBuV)	Measure Level (dBuV/m)	Margin (dB)	Limit (dBuV/m)	Detector Type
1		93.734	15.641	19.346	34.987	-8.513	43.500	QUASIPEAK
2		246.074	19.933	16.921	36.854	-9.146	46.000	QUASIPEAK
3		340.897	16.513	18.099	34.612	-11.388	46.000	QUASIPEAK
4		602.051	23.345	11.498	34.843	-11.157	46.000	QUASIPEAK
5	*	839.888	25.972	11.609	37.581	-8.419	46.000	QUASIPEAK
6		961.138	27.843	11.239	39.082	-14.918	54.000	QUASIPEAK

Note:

1. All Readings below 1GHz are Quasi-Peak, above 1GHz are performed with peak and/or average measurements as necessary.
2. Measurement Level = Reading Level + Correct Factor.
3. Correct Factor = Antenna factor + Cable loss –Amplifier gain.
4. The emission levels of other frequencies are very lower than the limit and not show in test report.
5. No emission found between lowest internal used/generated frequency to 30MHz.

Product : Intel® Wireless-AC 9560
Test Item : General Radiated Emission
Test Date : 2019/01/09
Test Mode : Mode 3 MIMO: Transmit (802.11n-20BW_14.4Mbps)(5200MHz)

Horizontal

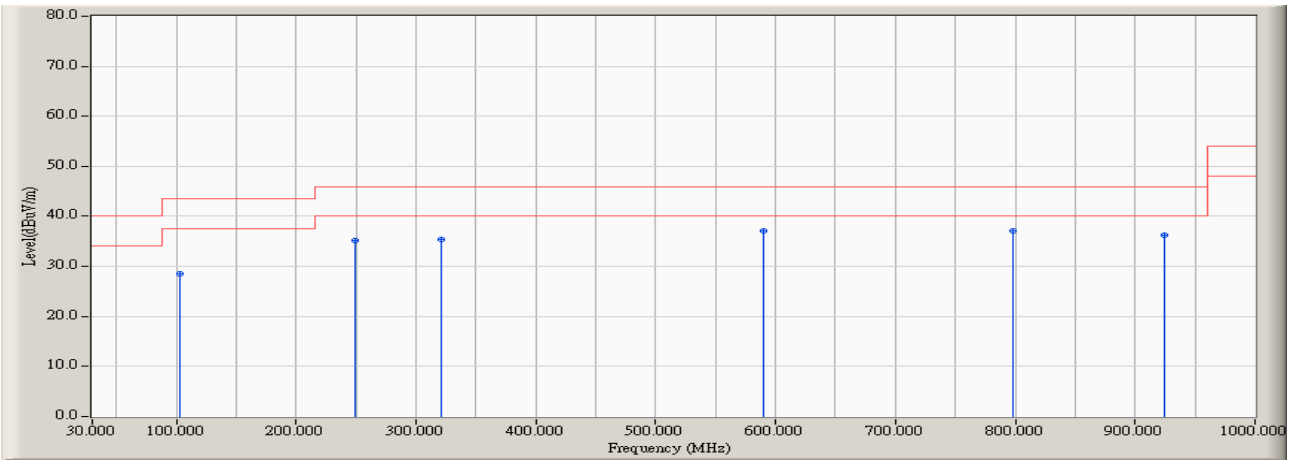

		Frequency (MHz)	Correct Factor (dB)	Reading Level (dBuV)	Measure Level (dBuV/m)	Margin (dB)	Limit (dBuV/m)	Detector Type
1		103.061	16.921	11.600	28.521	-14.979	43.500	QUASIPEAK
2		249.183	14.845	20.395	35.240	-10.760	46.000	QUASIPEAK
3		320.689	16.260	19.144	35.404	-10.596	46.000	QUASIPEAK
4		589.615	26.221	10.785	37.006	-8.994	46.000	QUASIPEAK
5	*	797.917	26.735	10.446	37.181	-8.819	46.000	QUASIPEAK
6		923.830	26.707	9.490	36.197	-9.803	46.000	QUASIPEAK

Note:

1. All Readings below 1GHz are Quasi-Peak, above 1GHz are performed with peak and/or average measurements as necessary.
2. Measurement Level = Reading Level + Correct Factor.
3. Correct Factor = Antenna factor + Cable loss –Amplifier gain.
4. The emission levels of other frequencies are very lower than the limit and not show in test report.
5. No emission found between lowest internal used/generated frequency to 30MHz.

Product : Intel® Wireless-AC 9560
Test Item : General Radiated Emission
Test Date : 2019/01/09
Test Mode : Mode 3 MIMO: Transmit (802.11n-20BW_14.4Mbps)(5200MHz)

Vertical

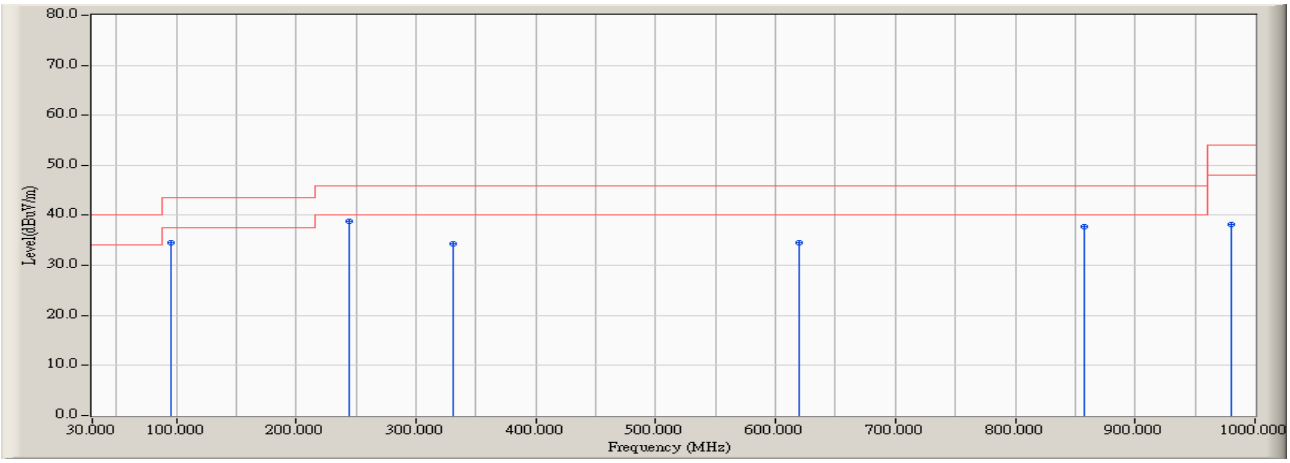

		Frequency (MHz)	Correct Factor (dB)	Reading Level (dBuV)	Measure Level (dBuV/m)	Margin (dB)	Limit (dBuV/m)	Detector Type
1		95.288	16.199	18.238	34.436	-9.064	43.500	QUASIPEAK
2	*	244.519	19.952	18.829	38.781	-7.219	46.000	QUASIPEAK
3		331.571	15.853	18.455	34.308	-11.692	46.000	QUASIPEAK
4		619.151	23.399	11.121	34.520	-11.480	46.000	QUASIPEAK
5		856.987	26.467	11.257	37.724	-8.276	46.000	QUASIPEAK
6		979.792	27.914	10.307	38.221	-15.779	54.000	QUASIPEAK

Note:

1. All Readings below 1GHz are Quasi-Peak, above 1GHz are performed with peak and/or average measurements as necessary.
2. Measurement Level = Reading Level + Correct Factor.
3. Correct Factor = Antenna factor + Cable loss –Amplifier gain.
4. The emission levels of other frequencies are very lower than the limit and not show in test report.
5. No emission found between lowest internal used/generated frequency to 30MHz.

Product : Intel® Wireless-AC 9560
Test Item : General Radiated Emission
Test Date : 2019/01/09
Test Mode : Mode 3 MIMO: Transmit (802.11n-20BW_14.4Mbps)(5280MHz)

Horizontal

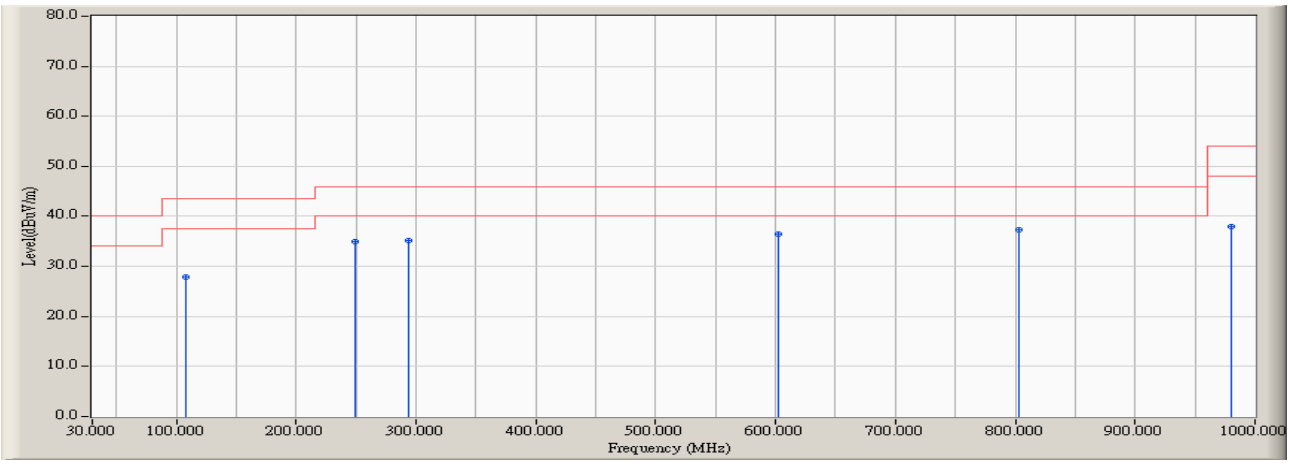

		Frequency (MHz)	Correct Factor (dB)	Reading Level (dBuV)	Measure Level (dBuV/m)	Margin (dB)	Limit (dBuV/m)	Detector Type
1		107.724	15.343	12.570	27.912	-15.588	43.500	QUASIPEAK
2		249.183	14.845	20.195	35.040	-10.960	46.000	QUASIPEAK
3		294.263	14.910	20.312	35.222	-10.778	46.000	QUASIPEAK
4		602.051	26.670	9.694	36.364	-9.636	46.000	QUASIPEAK
5	*	802.580	26.760	10.600	37.360	-8.640	46.000	QUASIPEAK
6		979.792	27.286	10.768	38.054	-15.946	54.000	QUASIPEAK

Note:

1. All Readings below 1GHz are Quasi-Peak, above 1GHz are performed with peak and/or average measurements as necessary.
2. Measurement Level = Reading Level + Correct Factor.
3. Correct Factor = Antenna factor + Cable loss –Amplifier gain.
4. The emission levels of other frequencies are very lower than the limit and not show in test report.
5. No emission found between lowest internal used/generated frequency to 30MHz.

Product : Intel® Wireless-AC 9560
Test Item : General Radiated Emission
Test Date : 2019/01/09
Test Mode : Mode 3 MIMO: Transmit (802.11n-20BW_14.4Mbps)(5280MHz)

Vertical

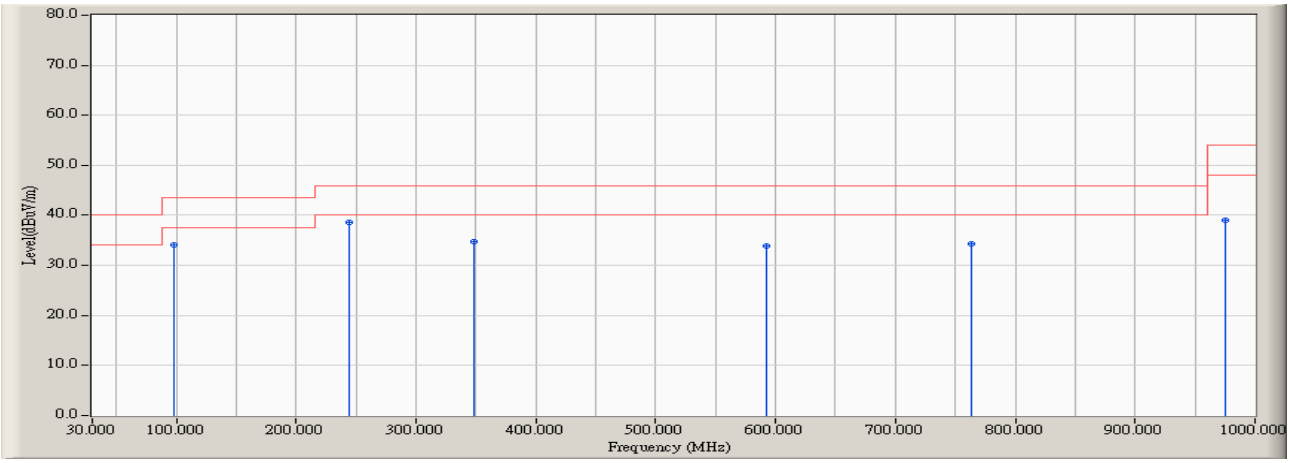

		Frequency (MHz)	Correct Factor (dB)	Reading Level (dBuV)	Measure Level (dBuV/m)	Margin (dB)	Limit (dBuV/m)	Detector Type
1		98.397	17.323	16.857	34.181	-9.319	43.500	QUASIPEAK
2	*	244.519	19.952	18.566	38.518	-7.482	46.000	QUASIPEAK
3		348.670	17.056	17.760	34.816	-11.184	46.000	QUASIPEAK
4		592.724	23.162	10.760	33.922	-12.078	46.000	QUASIPEAK
5		763.718	24.392	9.847	34.239	-11.761	46.000	QUASIPEAK
6		975.128	27.894	11.065	38.959	-15.041	54.000	QUASIPEAK

Note:

1. All Readings below 1GHz are Quasi-Peak, above 1GHz are performed with peak and/or average measurements as necessary.
2. Measurement Level = Reading Level + Correct Factor.
3. Correct Factor = Antenna factor + Cable loss –Amplifier gain.
4. The emission levels of other frequencies are very lower than the limit and not show in test report.
5. No emission found between lowest internal used/generated frequency to 30MHz.

Product : Intel® Wireless-AC 9560
Test Item : General Radiated Emission
Test Date : 2019/01/09
Test Mode : Mode 3 MIMO: Transmit (802.11n-20BW_14.4Mbps)(5600MHz)

Horizontal

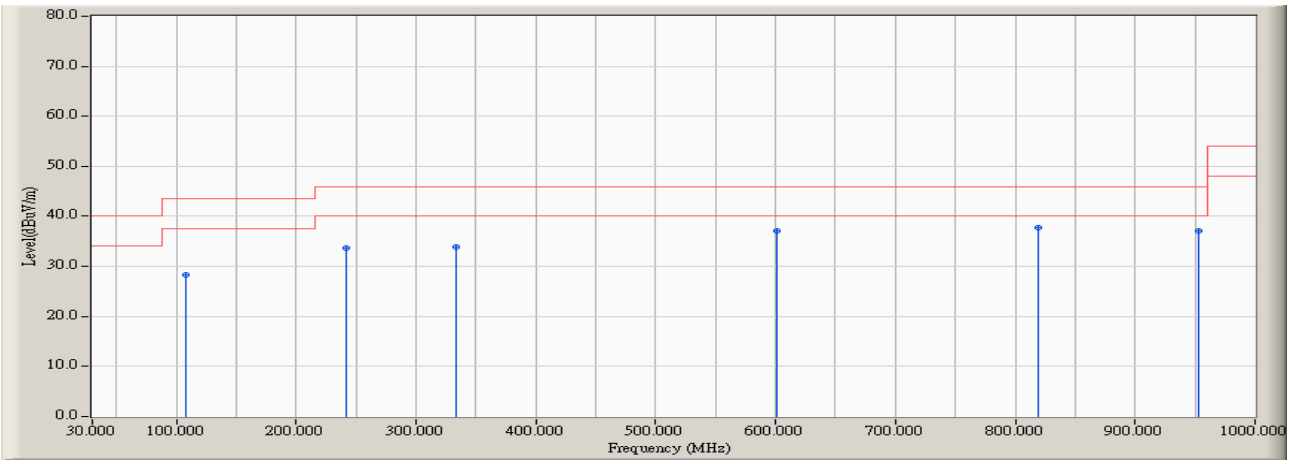

		Frequency (MHz)	Correct Factor (dB)	Reading Level (dBuV)	Measure Level (dBuV/m)	Margin (dB)	Limit (dBuV/m)	Detector Type
1		107.724	15.343	13.031	28.373	-15.127	43.500	QUASIPEAK
2		241.410	14.247	19.462	33.710	-12.290	46.000	QUASIPEAK
3		333.125	17.073	16.911	33.984	-12.016	46.000	QUASIPEAK
4		600.497	26.682	10.420	37.102	-8.898	46.000	QUASIPEAK
5	*	819.679	26.708	10.936	37.644	-8.356	46.000	QUASIPEAK
6		953.365	27.005	10.022	37.027	-8.973	46.000	QUASIPEAK

Note:

1. All Readings below 1GHz are Quasi-Peak, above 1GHz are performed with peak and/or average measurements as necessary.
2. Measurement Level = Reading Level + Correct Factor.
3. Correct Factor = Antenna factor + Cable loss –Amplifier gain.
4. The emission levels of other frequencies are very lower than the limit and not show in test report.
5. No emission found between lowest internal used/generated frequency to 30MHz.

Product : Intel® Wireless-AC 9560
Test Item : General Radiated Emission
Test Date : 2019/01/09
Test Mode : Mode 3 MIMO: Transmit (802.11n-20BW_14.4Mbps)(5600MHz)

Vertical

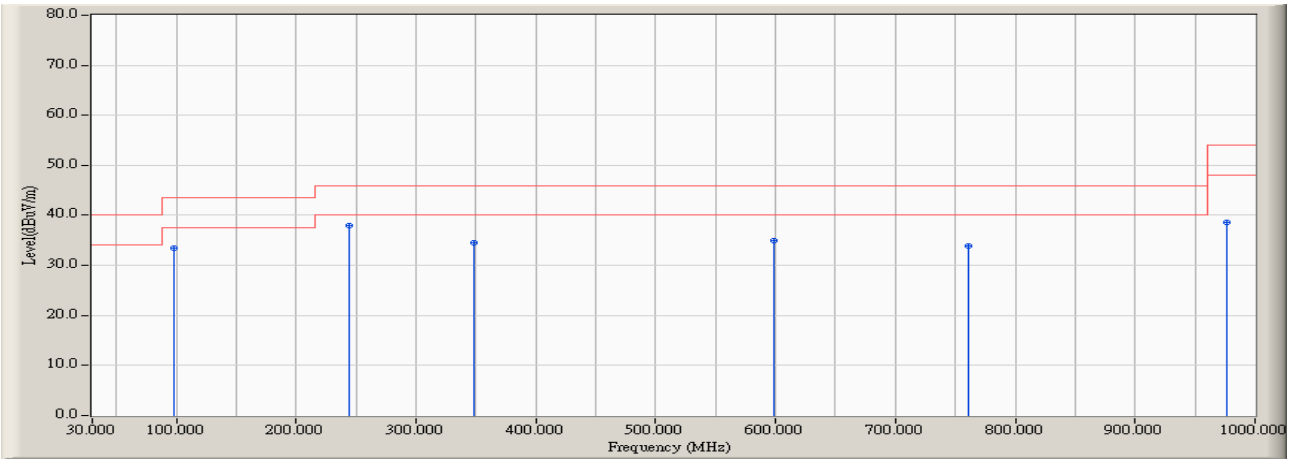

		Frequency (MHz)	Correct Factor (dB)	Reading Level (dBuV)	Measure Level (dBuV/m)	Margin (dB)	Limit (dBuV/m)	Detector Type
1		98.397	17.323	16.107	33.431	-10.069	43.500	QUASIPEAK
2	*	244.519	19.952	18.004	37.956	-8.044	46.000	QUASIPEAK
3		348.670	17.056	17.384	34.440	-11.560	46.000	QUASIPEAK
4		598.942	23.316	11.653	34.969	-11.031	46.000	QUASIPEAK
5		760.609	24.349	9.500	33.849	-12.151	46.000	QUASIPEAK
6		976.683	27.907	10.698	38.605	-15.395	54.000	QUASIPEAK

Note:

1. All Readings below 1GHz are Quasi-Peak, above 1GHz are performed with peak and/or average measurements as necessary.
2. Measurement Level = Reading Level + Correct Factor.
3. Correct Factor = Antenna factor + Cable loss –Amplifier gain.
4. The emission levels of other frequencies are very lower than the limit and not show in test report.
5. No emission found between lowest internal used/generated frequency to 30MHz.

Product : Intel® Wireless-AC 9560
Test Item : General Radiated Emission
Test Date : 2019/01/09
Test Mode : Mode 3 MIMO: Transmit (802.11n-20BW_14.4Mbps)(5785MHz)

Horizontal

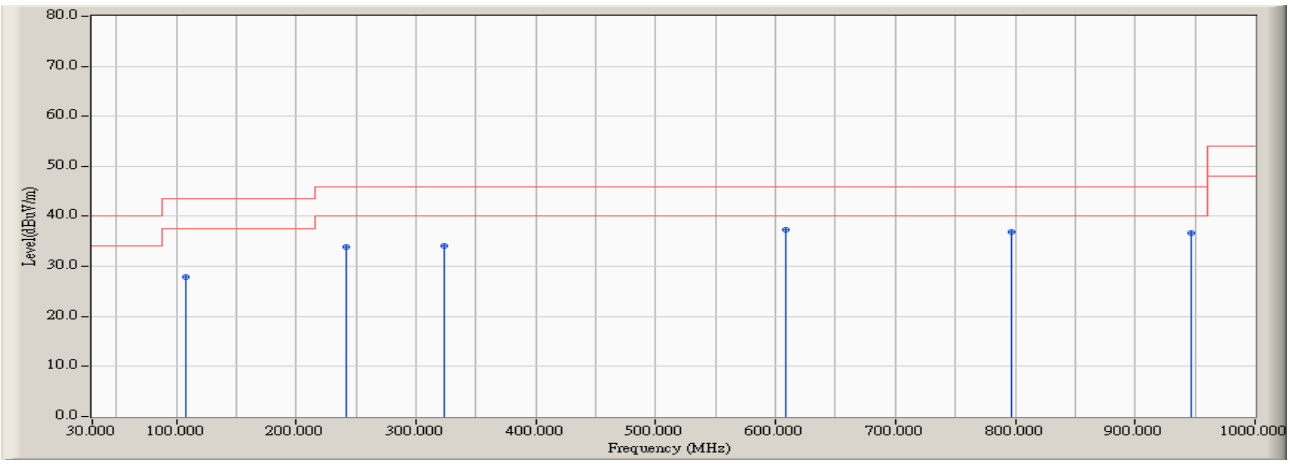

		Frequency (MHz)	Correct Factor (dB)	Reading Level (dBuV)	Measure Level (dBuV/m)	Margin (dB)	Limit (dBuV/m)	Detector Type
1		107.724	15.343	12.570	27.912	-15.588	43.500	QUASIPEAK
2		241.410	14.247	19.649	33.897	-12.103	46.000	QUASIPEAK
3		323.798	16.470	17.716	34.187	-11.813	46.000	QUASIPEAK
4	*	608.269	26.586	10.726	37.312	-8.688	46.000	QUASIPEAK
5		796.362	26.710	10.101	36.811	-9.189	46.000	QUASIPEAK
6		947.147	26.947	9.790	36.737	-9.263	46.000	QUASIPEAK

Note:

1. All Readings below 1GHz are Quasi-Peak, above 1GHz are performed with peak and/or average measurements as necessary.
2. Measurement Level = Reading Level + Correct Factor.
3. Correct Factor = Antenna factor + Cable loss –Amplifier gain.
4. The emission levels of other frequencies are very lower than the limit and not show in test report.
5. No emission found between lowest internal used/generated frequency to 30MHz.

Product : Intel® Wireless-AC 9560
Test Item : General Radiated Emission
Test Date : 2019/01/09
Test Mode : Mode 3 MIMO: Transmit (802.11n-20BW_14.4Mbps)(5785MHz)

Vertical

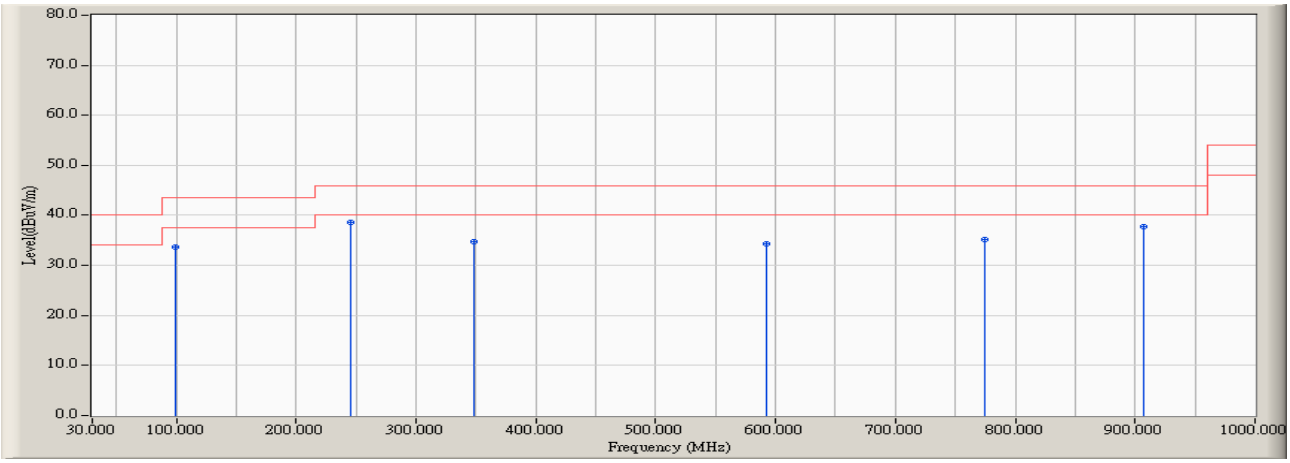

		Frequency (MHz)	Correct Factor (dB)	Reading Level (dBuV)	Measure Level (dBuV/m)	Margin (dB)	Limit (dBuV/m)	Detector Type
1		99.952	17.804	15.850	33.654	-9.846	43.500	QUASIPEAK
2	*	246.074	19.933	18.647	38.580	-7.420	46.000	QUASIPEAK
3		348.670	17.056	17.732	34.788	-11.212	46.000	QUASIPEAK
4		592.724	23.162	11.097	34.259	-11.741	46.000	QUASIPEAK
5		774.599	24.538	10.654	35.192	-10.808	46.000	QUASIPEAK
6		906.731	27.664	9.982	37.646	-8.354	46.000	QUASIPEAK

Note:

1. All Readings below 1GHz are Quasi-Peak, above 1GHz are performed with peak and/or average measurements as necessary.
2. Measurement Level = Reading Level + Correct Factor.
3. Correct Factor = Antenna factor + Cable loss –Amplifier gain.
4. The emission levels of other frequencies are very lower than the limit and not show in test report.
5. No emission found between lowest internal used/generated frequency to 30MHz.

Product : Intel® Wireless-AC 9560
Test Item : General Radiated Emission
Test Date : 2019/01/09
Test Mode : Mode 3 MIMO: Transmit (802.11n-40BW_30Mbps)(5190MHz)

Horizontal

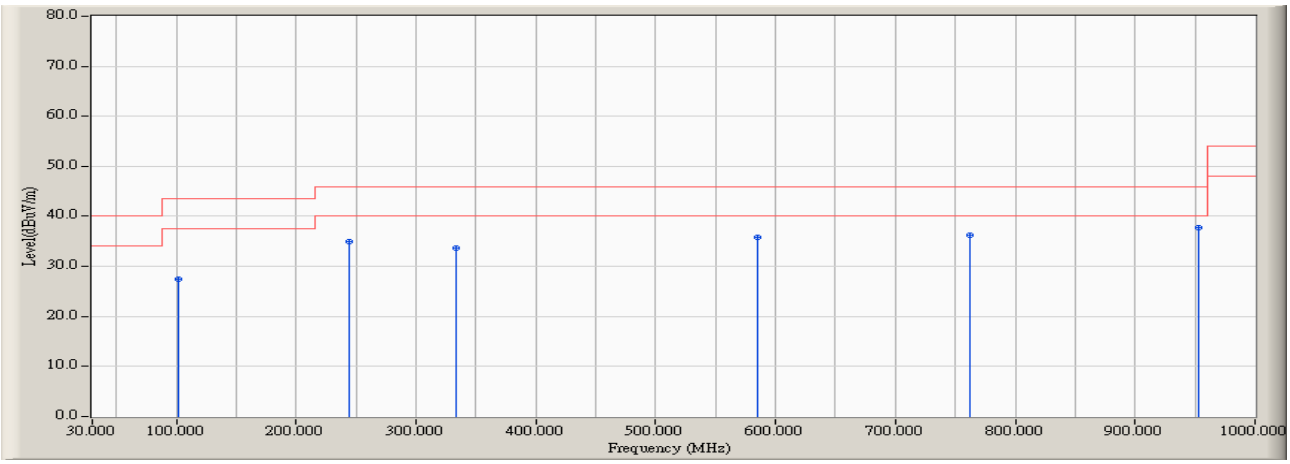

		Frequency (MHz)	Correct Factor (dB)	Reading Level (dBuV)	Measure Level (dBuV/m)	Margin (dB)	Limit (dBuV/m)	Detector Type
1		101.506	17.433	10.086	27.519	-15.981	43.500	QUASIPEAK
2		244.519	14.496	20.500	34.996	-11.004	46.000	QUASIPEAK
3		333.125	17.073	16.516	33.589	-12.411	46.000	QUASIPEAK
4		584.952	26.011	9.908	35.919	-10.081	46.000	QUASIPEAK
5		762.163	26.183	10.165	36.349	-9.651	46.000	QUASIPEAK
6	*	953.365	27.005	10.668	37.673	-8.327	46.000	QUASIPEAK

Note:

1. All Readings below 1GHz are Quasi-Peak, above 1GHz are performed with peak and/or average measurements as necessary.
2. Measurement Level = Reading Level + Correct Factor.
3. Correct Factor = Antenna factor + Cable loss –Amplifier gain.
4. The emission levels of other frequencies are very lower than the limit and not show in test report.
5. No emission found between lowest internal used/generated frequency to 30MHz.

Product : Intel® Wireless-AC 9560
Test Item : General Radiated Emission
Test Date : 2019/01/09
Test Mode : Mode 3 MIMO: Transmit (802.11n-40BW_30Mbps)(5190MHz)

Vertical

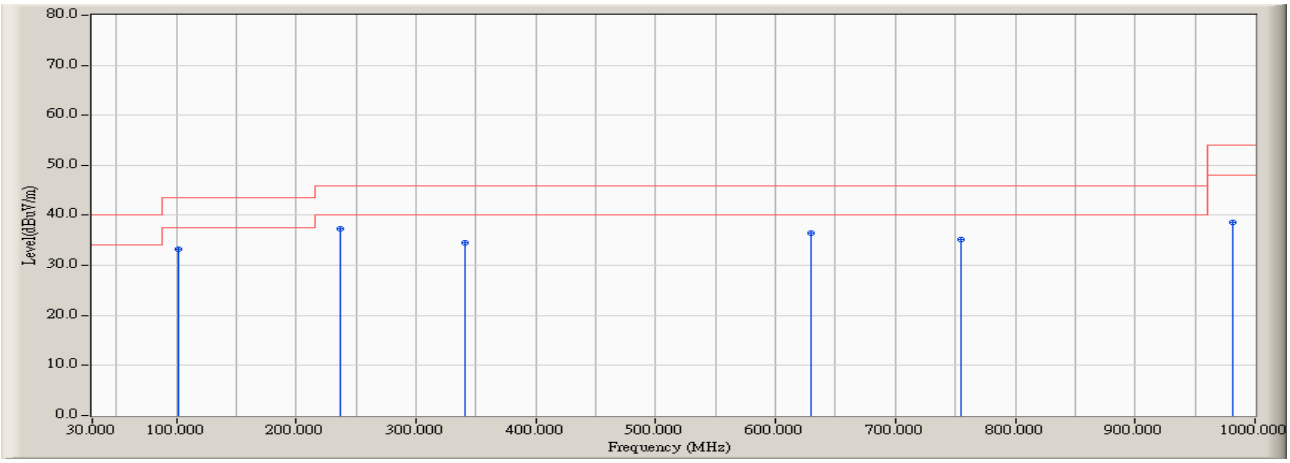

		Frequency (MHz)	Correct Factor (dB)	Reading Level (dBuV)	Measure Level (dBuV/m)	Margin (dB)	Limit (dBuV/m)	Detector Type
1		101.506	17.527	15.696	33.224	-10.276	43.500	QUASIPEAK
2	*	236.747	20.057	17.200	37.258	-8.742	46.000	QUASIPEAK
3		340.897	16.513	18.011	34.524	-11.476	46.000	QUASIPEAK
4		630.032	23.410	13.129	36.539	-9.461	46.000	QUASIPEAK
5		754.391	24.281	10.945	35.226	-10.774	46.000	QUASIPEAK
6		981.346	27.918	10.697	38.615	-15.385	54.000	QUASIPEAK

Note:

1. All Readings below 1GHz are Quasi-Peak, above 1GHz are performed with peak and/or average measurements as necessary.
2. Measurement Level = Reading Level + Correct Factor.
3. Correct Factor = Antenna factor + Cable loss –Amplifier gain.
4. The emission levels of other frequencies are very lower than the limit and not show in test report.
5. No emission found between lowest internal used/generated frequency to 30MHz.

Product : Intel® Wireless-AC 9560
Test Item : General Radiated Emission
Test Date : 2019/01/09
Test Mode : Mode 3 MIMO: Transmit (802.11n-40BW_30Mbps)(5270MHz)

Horizontal

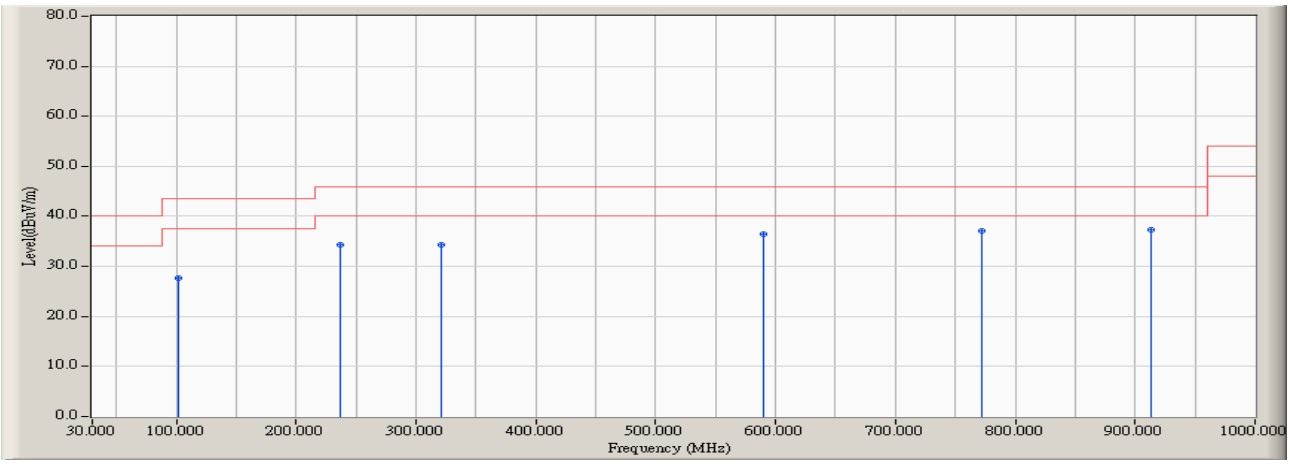

		Frequency (MHz)	Correct Factor (dB)	Reading Level (dBuV)	Measure Level (dBuV/m)	Margin (dB)	Limit (dBuV/m)	Detector Type
1		101.506	17.433	10.317	27.750	-15.750	43.500	QUASIPEAK
2		236.747	13.890	20.479	34.369	-11.631	46.000	QUASIPEAK
3		320.689	16.260	18.013	34.273	-11.727	46.000	QUASIPEAK
4		589.615	26.221	10.315	36.536	-9.464	46.000	QUASIPEAK
5		771.490	26.321	10.806	37.128	-8.872	46.000	QUASIPEAK
6	*	912.949	26.604	10.628	37.232	-8.768	46.000	QUASIPEAK

Note:

1. All Readings below 1GHz are Quasi-Peak, above 1GHz are performed with peak and/or average measurements as necessary.
2. Measurement Level = Reading Level + Correct Factor.
3. Correct Factor = Antenna factor + Cable loss –Amplifier gain.
4. The emission levels of other frequencies are very lower than the limit and not show in test report.
5. No emission found between lowest internal used/generated frequency to 30MHz.

Product : Intel® Wireless-AC 9560
Test Item : General Radiated Emission
Test Date : 2019/01/09
Test Mode : Mode 3 MIMO: Transmit (802.11n-40BW_30Mbps)(5270MHz)

Vertical

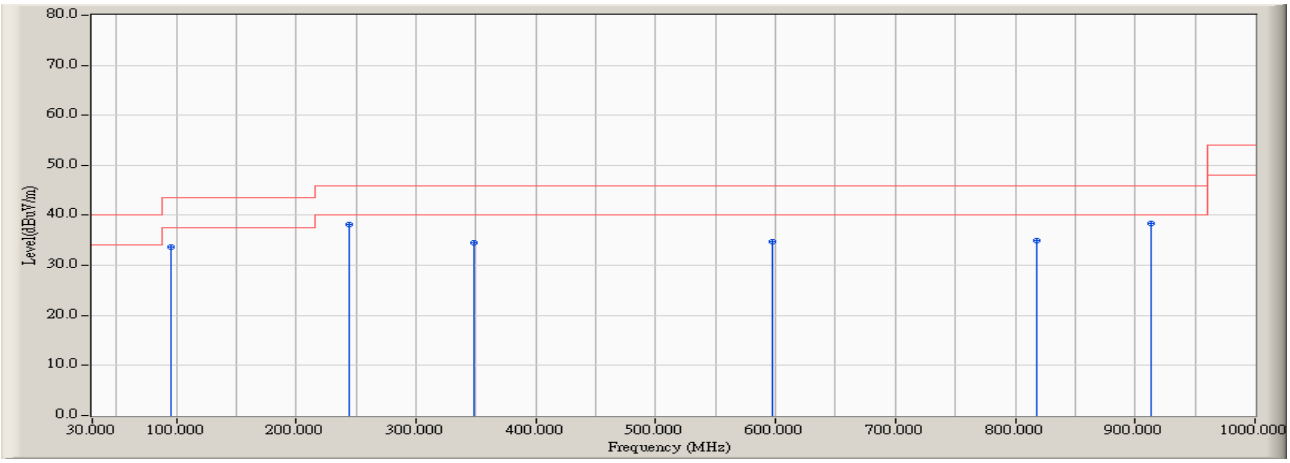

		Frequency (MHz)	Correct Factor (dB)	Reading Level (dBuV)	Measure Level (dBuV/m)	Margin (dB)	Limit (dBuV/m)	Detector Type
1		95.288	16.199	17.388	33.586	-9.914	43.500	QUASIPEAK
2		244.519	19.952	18.270	38.222	-7.778	46.000	QUASIPEAK
3		348.670	17.056	17.434	34.490	-11.510	46.000	QUASIPEAK
4		597.388	23.276	11.432	34.708	-11.292	46.000	QUASIPEAK
5		818.125	25.381	9.506	34.887	-11.113	46.000	QUASIPEAK
6	*	912.949	27.684	10.698	38.382	-7.618	46.000	QUASIPEAK

Note:

1. All Readings below 1GHz are Quasi-Peak, above 1GHz are performed with peak and/or average measurements as necessary.
2. Measurement Level = Reading Level + Correct Factor.
3. Correct Factor = Antenna factor + Cable loss –Amplifier gain.
4. The emission levels of other frequencies are very lower than the limit and not show in test report.
5. No emission found between lowest internal used/generated frequency to 30MHz.

Product : Intel® Wireless-AC 9560
Test Item : General Radiated Emission
Test Date : 2019/01/09
Test Mode : Mode 3 MIMO: Transmit (802.11n-40BW_30Mbps)(5590MHz)

Horizontal

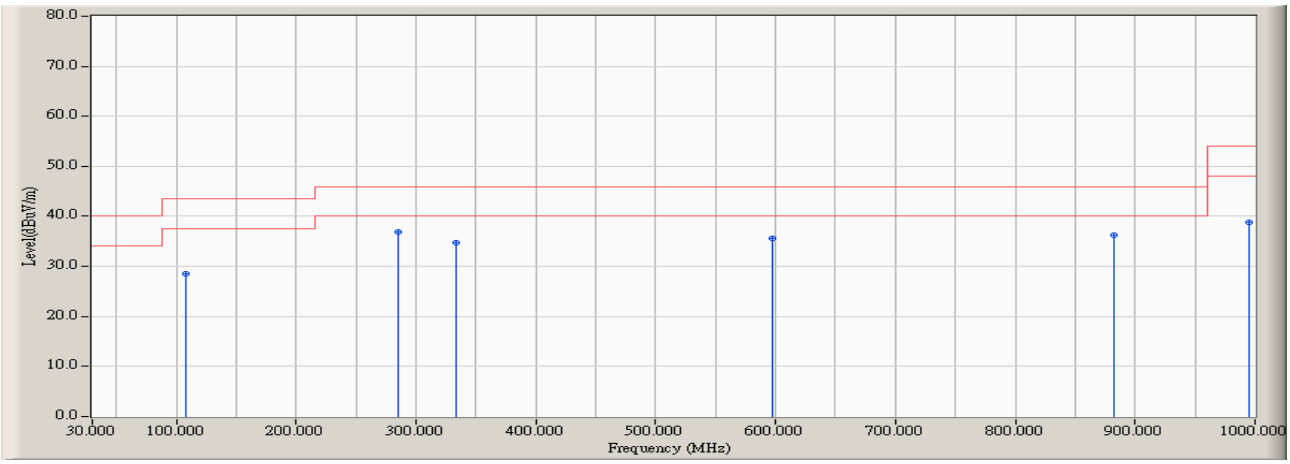

		Frequency (MHz)	Correct Factor (dB)	Reading Level (dBuV)	Measure Level (dBuV/m)	Margin (dB)	Limit (dBuV/m)	Detector Type
1		107.724	15.343	13.283	28.625	-14.875	43.500	QUASIPEAK
2	*	284.936	14.930	22.008	36.938	-9.062	46.000	QUASIPEAK
3		333.125	17.073	17.568	34.641	-11.359	46.000	QUASIPEAK
4		597.388	26.584	9.105	35.689	-10.311	46.000	QUASIPEAK
5		881.859	26.522	9.788	36.310	-9.690	46.000	QUASIPEAK
6		995.337	27.429	11.345	38.774	-15.226	54.000	QUASIPEAK

Note:

1. All Readings below 1GHz are Quasi-Peak, above 1GHz are performed with peak and/or average measurements as necessary.
2. Measurement Level = Reading Level + Correct Factor.
3. Correct Factor = Antenna factor + Cable loss –Amplifier gain.
4. The emission levels of other frequencies are very lower than the limit and not show in test report.
5. No emission found between lowest internal used/generated frequency to 30MHz.

Product : Intel® Wireless-AC 9560
Test Item : General Radiated Emission
Test Date : 2019/01/09
Test Mode : Mode 3 MIMO: Transmit (802.11n-40BW_30Mbps)(5590MHz)

Vertical

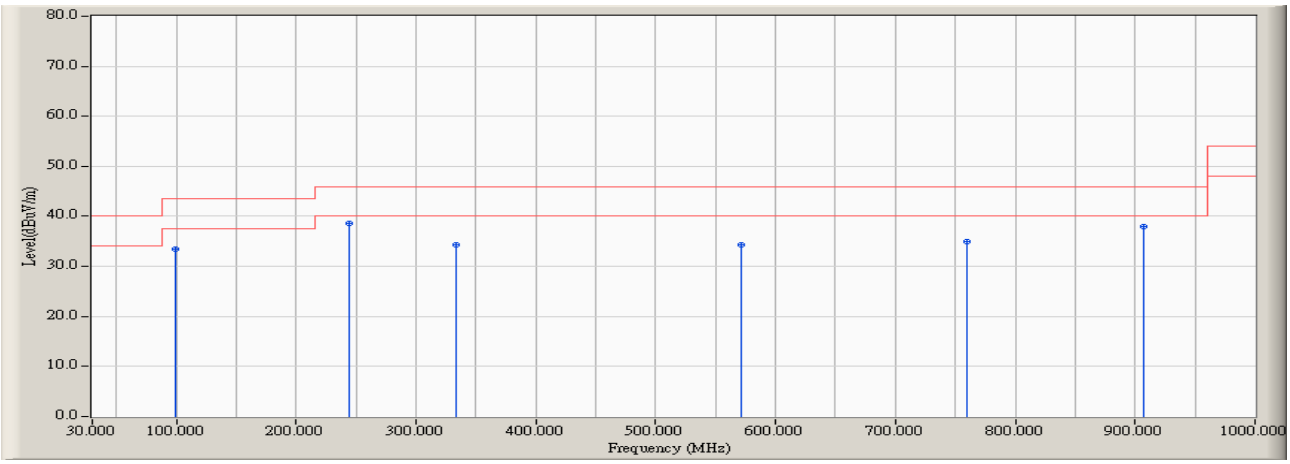

		Frequency (MHz)	Correct Factor (dB)	Reading Level (dBuV)	Measure Level (dBuV/m)	Margin (dB)	Limit (dBuV/m)	Detector Type
1		99.952	17.804	15.553	33.357	-10.143	43.500	QUASIPEAK
2	*	244.519	19.952	18.670	38.622	-7.378	46.000	QUASIPEAK
3		333.125	15.968	18.351	34.319	-11.681	46.000	QUASIPEAK
4		570.962	22.624	11.784	34.408	-11.592	46.000	QUASIPEAK
5		759.054	24.332	10.562	34.894	-11.106	46.000	QUASIPEAK
6		906.731	27.664	10.340	38.004	-7.996	46.000	QUASIPEAK

Note:

1. All Readings below 1GHz are Quasi-Peak, above 1GHz are performed with peak and/or average measurements as necessary.
2. Measurement Level = Reading Level + Correct Factor.
3. Correct Factor = Antenna factor + Cable loss –Amplifier gain.
4. The emission levels of other frequencies are very lower than the limit and not show in test report.
5. No emission found between lowest internal used/generated frequency to 30MHz.

Product : Intel® Wireless-AC 9560
Test Item : General Radiated Emission
Test Date : 2019/01/09
Test Mode : Mode 3 MIMO: Transmit (802.11n-40BW_30Mbps)(5755MHz)

Horizontal

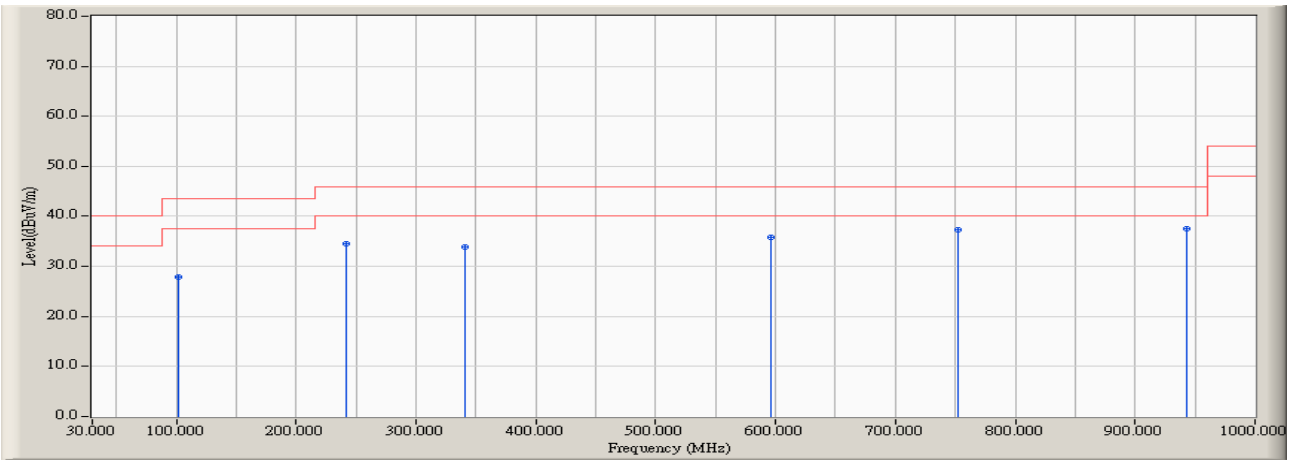

		Frequency (MHz)	Correct Factor (dB)	Reading Level (dBuV)	Measure Level (dBuV/m)	Margin (dB)	Limit (dBuV/m)	Detector Type
1		101.506	17.433	10.436	27.869	-15.631	43.500	QUASIPEAK
2		241.410	14.247	20.302	34.550	-11.450	46.000	QUASIPEAK
3		340.897	17.583	16.371	33.954	-12.046	46.000	QUASIPEAK
4		595.833	26.508	9.236	35.744	-10.256	46.000	QUASIPEAK
5		752.837	26.054	11.254	37.308	-8.692	46.000	QUASIPEAK
6	*	942.484	26.893	10.686	37.579	-8.421	46.000	QUASIPEAK

Note:

1. All Readings below 1GHz are Quasi-Peak, above 1GHz are performed with peak and/or average measurements as necessary.
2. Measurement Level = Reading Level + Correct Factor.
3. Correct Factor = Antenna factor + Cable loss –Amplifier gain.
4. The emission levels of other frequencies are very lower than the limit and not show in test report.
5. No emission found between lowest internal used/generated frequency to 30MHz.

Product : Intel® Wireless-AC 9560
Test Item : General Radiated Emission
Test Date : 2019/01/09
Test Mode : Mode 3 MIMO: Transmit (802.11n-40BW_30Mbps)(5755MHz)

Vertical

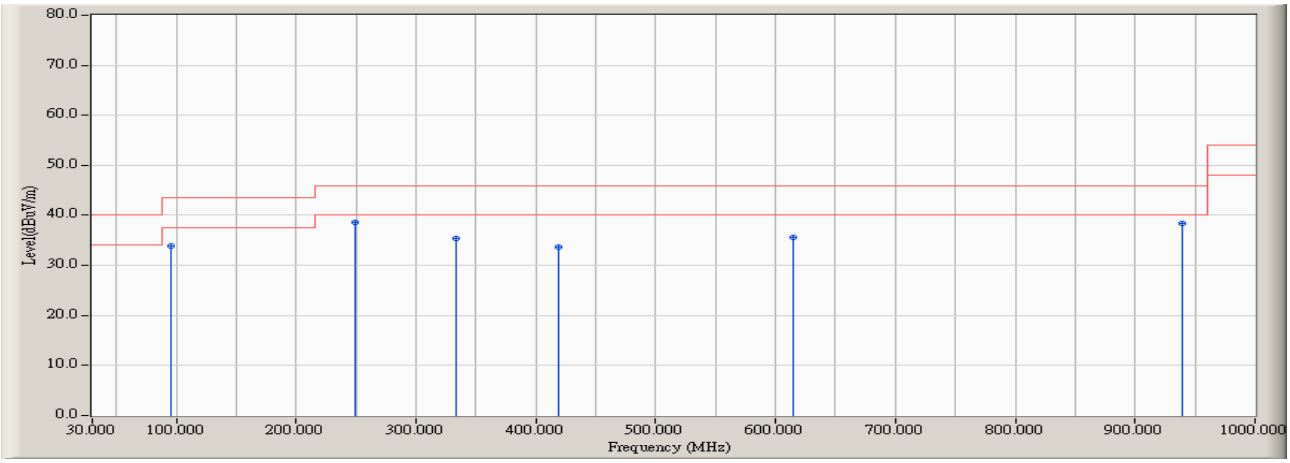

		Frequency (MHz)	Correct Factor (dB)	Reading Level (dBuV)	Measure Level (dBuV/m)	Margin (dB)	Limit (dBuV/m)	Detector Type
1		95.288	16.199	17.603	33.801	-9.699	43.500	QUASIPEAK
2	*	249.183	19.869	18.774	38.643	-7.357	46.000	QUASIPEAK
3		333.125	15.968	19.401	35.369	-10.631	46.000	QUASIPEAK
4		418.622	20.693	12.927	33.620	-12.380	46.000	QUASIPEAK
5		614.487	23.386	12.236	35.622	-10.378	46.000	QUASIPEAK
6		939.375	27.768	10.615	38.383	-7.617	46.000	QUASIPEAK

Note:

1. All Readings below 1GHz are Quasi-Peak, above 1GHz are performed with peak and/or average measurements as necessary.
2. Measurement Level = Reading Level + Correct Factor.
3. Correct Factor = Antenna factor + Cable loss –Amplifier gain.
4. The emission levels of other frequencies are very lower than the limit and not show in test report.
5. No emission found between lowest internal used/generated frequency to 30MHz.

Product : Intel® Wireless-AC 9560
Test Item : General Radiated Emission
Test Date : 2019/01/09
Test Mode : Mode 3 MIMO: Transmit (802.11ac-20BW_14.4Mbps)(5720MHz)

Horizontal

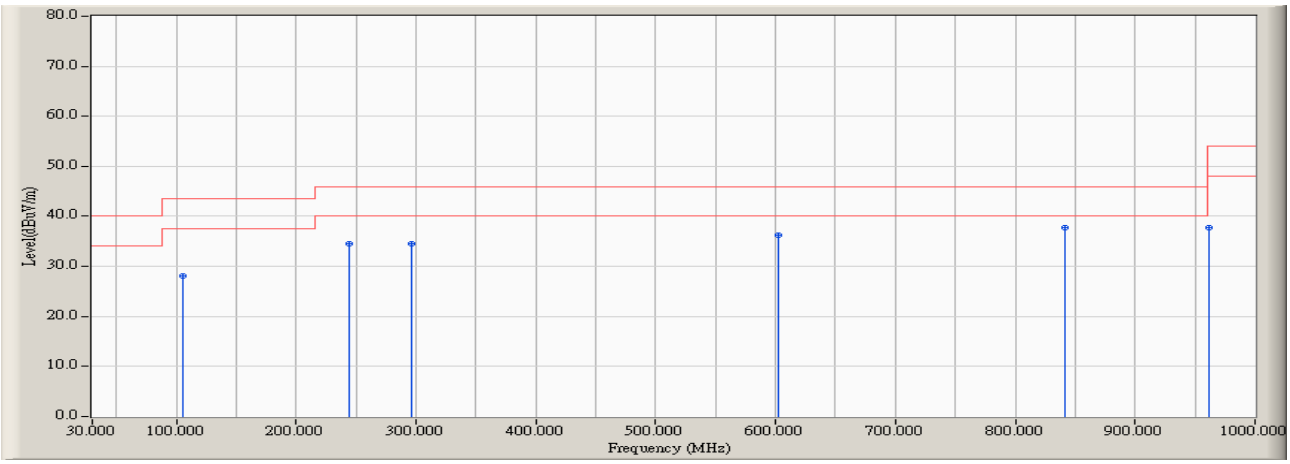

		Frequency (MHz)	Correct Factor (dB)	Reading Level (dBuV)	Measure Level (dBuV/m)	Margin (dB)	Limit (dBuV/m)	Detector Type
1		106.170	15.867	12.268	28.135	-15.365	43.500	QUASIPEAK
2		244.519	14.496	20.109	34.605	-11.395	46.000	QUASIPEAK
3		295.817	14.910	19.684	34.594	-11.406	46.000	QUASIPEAK
4		602.051	26.670	9.475	36.145	-9.855	46.000	QUASIPEAK
5	*	841.442	26.643	11.201	37.843	-8.157	46.000	QUASIPEAK
6		961.138	27.092	10.564	37.656	-16.344	54.000	QUASIPEAK

Note:

1. All Readings below 1GHz are Quasi-Peak, above 1GHz are performed with peak and/or average measurements as necessary.
2. Measurement Level = Reading Level + Correct Factor.
3. Correct Factor = Antenna factor + Cable loss –Amplifier gain.
4. The emission levels of other frequencies are very lower than the limit and not show in test report.
5. No emission found between lowest internal used/generated frequency to 30MHz.

Product : Intel® Wireless-AC 9560
Test Item : General Radiated Emission
Test Date : 2019/01/09
Test Mode : Mode 3 MIMO: Transmit (802.11ac-20BW_14.4Mbps)(5720MHz)

Vertical

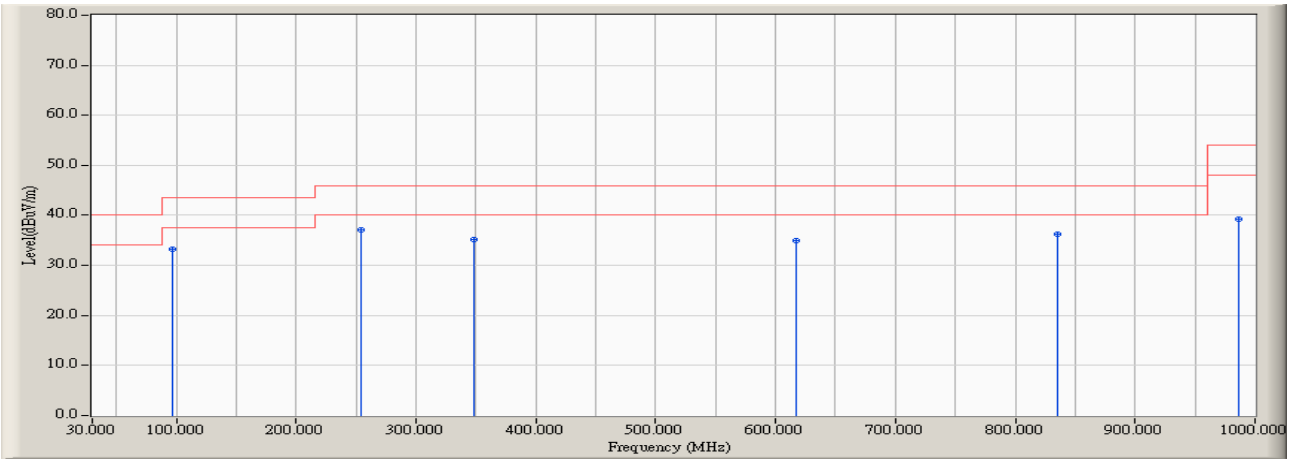

		Frequency (MHz)	Correct Factor (dB)	Reading Level (dBuV)	Measure Level (dBuV/m)	Margin (dB)	Limit (dBuV/m)	Detector Type
1		96.843	16.758	16.493	33.250	-10.250	43.500	QUASIPEAK
2	*	253.846	19.388	17.808	37.196	-8.804	46.000	QUASIPEAK
3		348.670	17.056	18.083	35.139	-10.861	46.000	QUASIPEAK
4		617.596	23.395	11.554	34.949	-11.051	46.000	QUASIPEAK
5		835.224	25.849	10.498	36.347	-9.653	46.000	QUASIPEAK
6		986.010	27.932	11.375	39.307	-14.693	54.000	QUASIPEAK

Note:

1. All Readings below 1GHz are Quasi-Peak, above 1GHz are performed with peak and/or average measurements as necessary.
2. Measurement Level = Reading Level + Correct Factor.
3. Correct Factor = Antenna factor + Cable loss –Amplifier gain.
4. The emission levels of other frequencies are very lower than the limit and not show in test report.
5. No emission found between lowest internal used/generated frequency to 30MHz.

Product : Intel® Wireless-AC 9560
Test Item : General Radiated Emission
Test Date : 2019/01/09
Test Mode : Mode 3 MIMO: Transmit (802.11ac-40BW_30Mbps)(5710MHz)

Horizontal

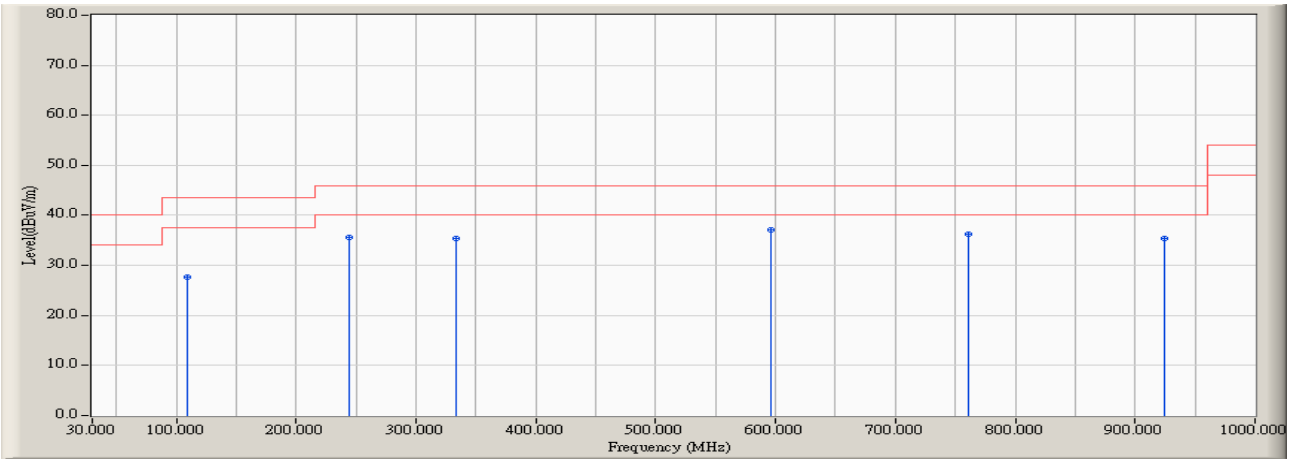

		Frequency (MHz)	Correct Factor (dB)	Reading Level (dBuV)	Measure Level (dBuV/m)	Margin (dB)	Limit (dBuV/m)	Detector Type
1		109.279	14.814	12.808	27.622	-15.878	43.500	QUASIPEAK
2		244.519	14.496	21.058	35.554	-10.446	46.000	QUASIPEAK
3		333.125	17.073	18.275	35.348	-10.652	46.000	QUASIPEAK
4	*	595.833	26.508	10.609	37.117	-8.883	46.000	QUASIPEAK
5		760.609	26.159	10.085	36.244	-9.756	46.000	QUASIPEAK
6		923.830	26.707	8.749	35.456	-10.544	46.000	QUASIPEAK

Note:

1. All Readings below 1GHz are Quasi-Peak, above 1GHz are performed with peak and/or average measurements as necessary.
2. Measurement Level = Reading Level + Correct Factor.
3. Correct Factor = Antenna factor + Cable loss –Amplifier gain.
4. The emission levels of other frequencies are very lower than the limit and not show in test report.
5. No emission found between lowest internal used/generated frequency to 30MHz.

Product : Intel® Wireless-AC 9560
Test Item : General Radiated Emission
Test Date : 2019/01/09
Test Mode : Mode 3 MIMO: Transmit (802.11ac-40BW_30Mbps)(5710MHz)

Vertical

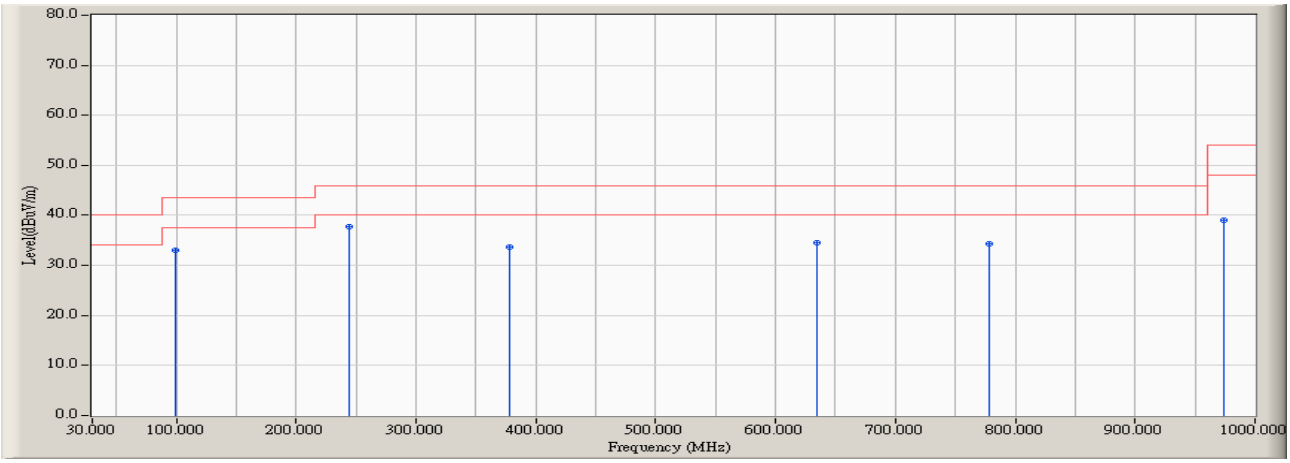

		Frequency (MHz)	Correct Factor (dB)	Reading Level (dBuV)	Measure Level (dBuV/m)	Margin (dB)	Limit (dBuV/m)	Detector Type
1		99.952	17.804	15.238	33.042	-10.458	43.500	QUASIPEAK
2	*	244.519	19.952	17.714	37.666	-8.334	46.000	QUASIPEAK
3		378.205	19.139	14.510	33.650	-12.350	46.000	QUASIPEAK
4		634.696	23.410	11.161	34.571	-11.429	46.000	QUASIPEAK
5		777.708	24.578	9.712	34.291	-11.709	46.000	QUASIPEAK
6		973.574	27.890	11.089	38.979	-15.021	54.000	QUASIPEAK

Note:

1. All Readings below 1GHz are Quasi-Peak, above 1GHz are performed with peak and/or average measurements as necessary.
2. Measurement Level = Reading Level + Correct Factor.
3. Correct Factor = Antenna factor + Cable loss –Amplifier gain.
4. The emission levels of other frequencies are very lower than the limit and not show in test report.
5. No emission found between lowest internal used/generated frequency to 30MHz.

Product : Intel® Wireless-AC 9560
Test Item : General Radiated Emission
Test Date : 2019/01/09
Test Mode : Mode 3 MIMO: Transmit (802.11ac-80BW_65Mbps)(5210MHz)

Horizontal

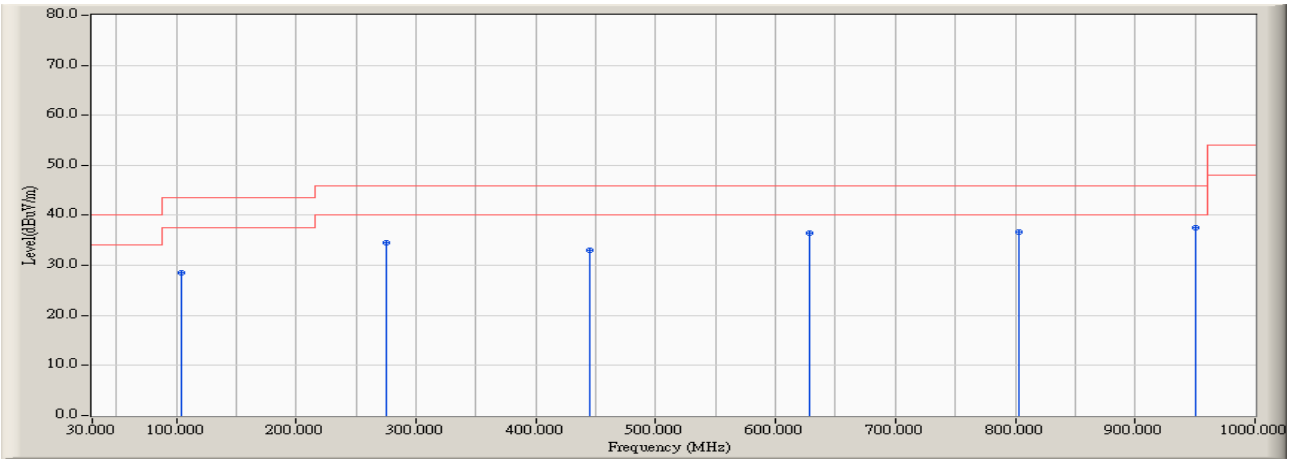

		Frequency (MHz)	Correct Factor (dB)	Reading Level (dBuV)	Measure Level (dBuV/m)	Margin (dB)	Limit (dBuV/m)	Detector Type
1		104.615	16.393	12.142	28.535	-14.965	43.500	QUASIPEAK
2		275.609	14.927	19.594	34.521	-11.479	46.000	QUASIPEAK
3		445.048	21.715	11.332	33.047	-12.953	46.000	QUASIPEAK
4		628.478	26.290	10.261	36.551	-9.449	46.000	QUASIPEAK
5		802.580	26.760	9.967	36.727	-9.273	46.000	QUASIPEAK
6	*	950.256	26.975	10.554	37.530	-8.470	46.000	QUASIPEAK

Note:

1. All Readings below 1GHz are Quasi-Peak, above 1GHz are performed with peak and/or average measurements as necessary.
2. Measurement Level = Reading Level + Correct Factor.
3. Correct Factor = Antenna factor + Cable loss –Amplifier gain.
4. The emission levels of other frequencies are very lower than the limit and not show in test report.
5. No emission found between lowest internal used/generated frequency to 30MHz.

Product : Intel® Wireless-AC 9560
Test Item : General Radiated Emission
Test Date : 2019/01/09
Test Mode : Mode 3 MIMO: Transmit (802.11ac-80BW_65Mbps)(5210MHz)

Vertical

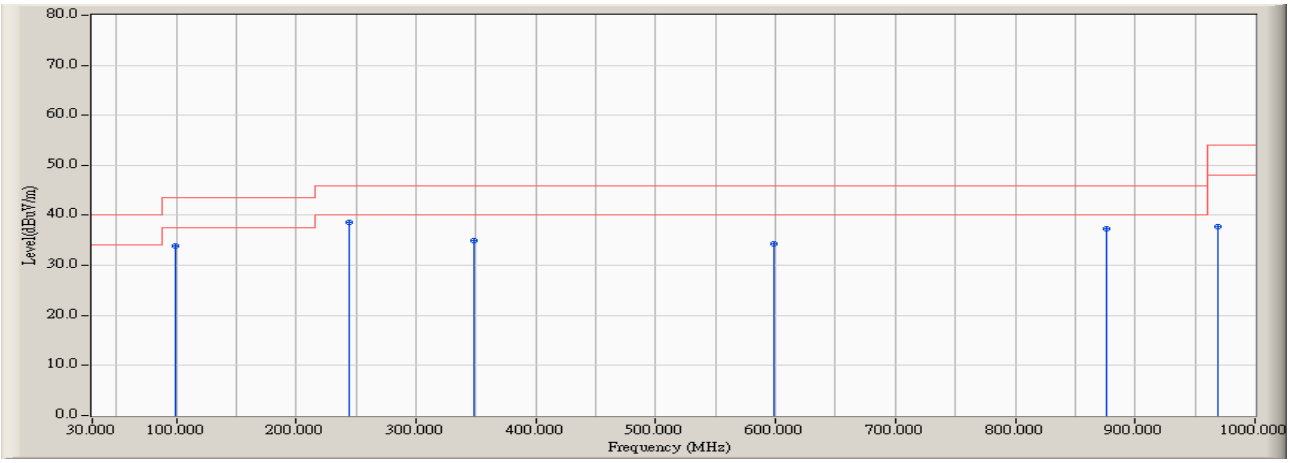

		Frequency (MHz)	Correct Factor (dB)	Reading Level (dBuV)	Measure Level (dBuV/m)	Margin (dB)	Limit (dBuV/m)	Detector Type
1		99.952	17.804	16.186	33.990	-9.510	43.500	QUASIPEAK
2	*	244.519	19.952	18.556	38.508	-7.492	46.000	QUASIPEAK
3		348.670	17.056	18.005	35.061	-10.939	46.000	QUASIPEAK
4		598.942	23.316	10.922	34.238	-11.762	46.000	QUASIPEAK
5		875.641	26.966	10.280	37.246	-8.754	46.000	QUASIPEAK
6		968.910	27.870	9.857	37.727	-16.273	54.000	QUASIPEAK

Note:

1. All Readings below 1GHz are Quasi-Peak, above 1GHz are performed with peak and/or average measurements as necessary.
2. Measurement Level = Reading Level + Correct Factor.
3. Correct Factor = Antenna factor + Cable loss –Amplifier gain.
4. The emission levels of other frequencies are very lower than the limit and not show in test report.
5. No emission found between lowest internal used/generated frequency to 30MHz.

Product	:	Intel® Wireless-AC 9560
Test Item	:	General Radiated Emission
Test Date	:	2019/01/09
Test Mode	:	Mode 3 MIMO: Transmit (802.11ac-80BW_65Mbps)(5290MHz)

Horizontal

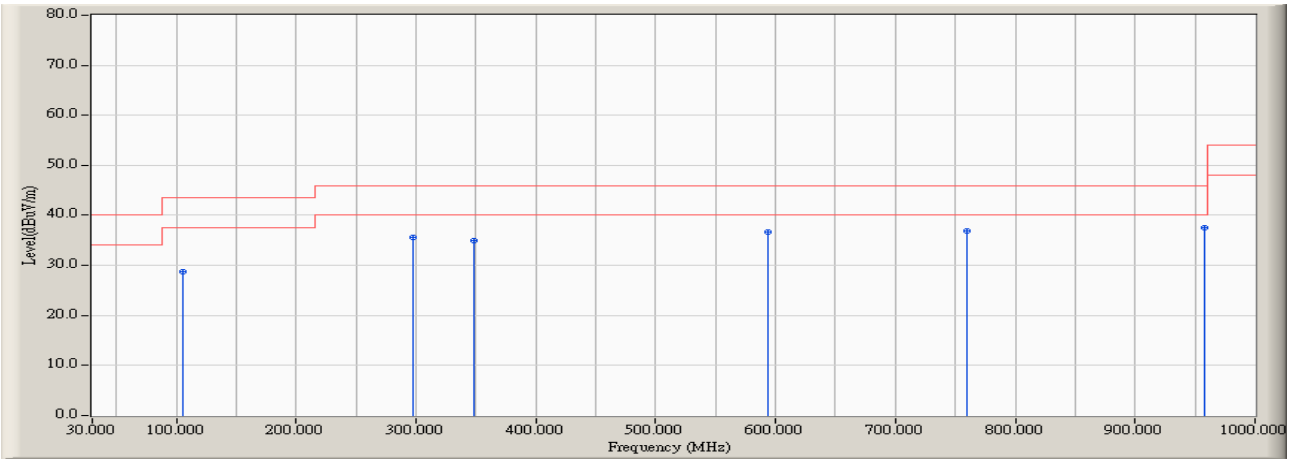

		Frequency (MHz)	Correct Factor (dB)	Reading Level (dBuV)	Measure Level (dBuV/m)	Margin (dB)	Limit (dBuV/m)	Detector Type
1		106.170	15.867	12.925	28.792	-14.708	43.500	QUASIPEAK
2		297.372	14.910	20.610	35.520	-10.480	46.000	QUASIPEAK
3		348.670	18.086	16.884	34.970	-11.030	46.000	QUASIPEAK
4		594.279	26.441	10.154	36.595	-9.405	46.000	QUASIPEAK
5		759.054	26.138	10.766	36.904	-9.096	46.000	QUASIPEAK
6	*	958.029	27.056	10.506	37.562	-8.438	46.000	QUASIPEAK

Note:

1. All Readings below 1GHz are Quasi-Peak, above 1GHz are performed with peak and/or average measurements as necessary.
2. Measurement Level = Reading Level + Correct Factor.
3. Correct Factor = Antenna factor + Cable loss –Amplifier gain.
4. The emission levels of other frequencies are very lower than the limit and not show in test report.
5. No emission found between lowest internal used/generated frequency to 30MHz.

Product : Intel® Wireless-AC 9560
Test Item : General Radiated Emission
Test Date : 2019/01/09
Test Mode : Mode 3 MIMO: Transmit (802.11ac-80BW_65Mbps)(5290MHz)

Vertical

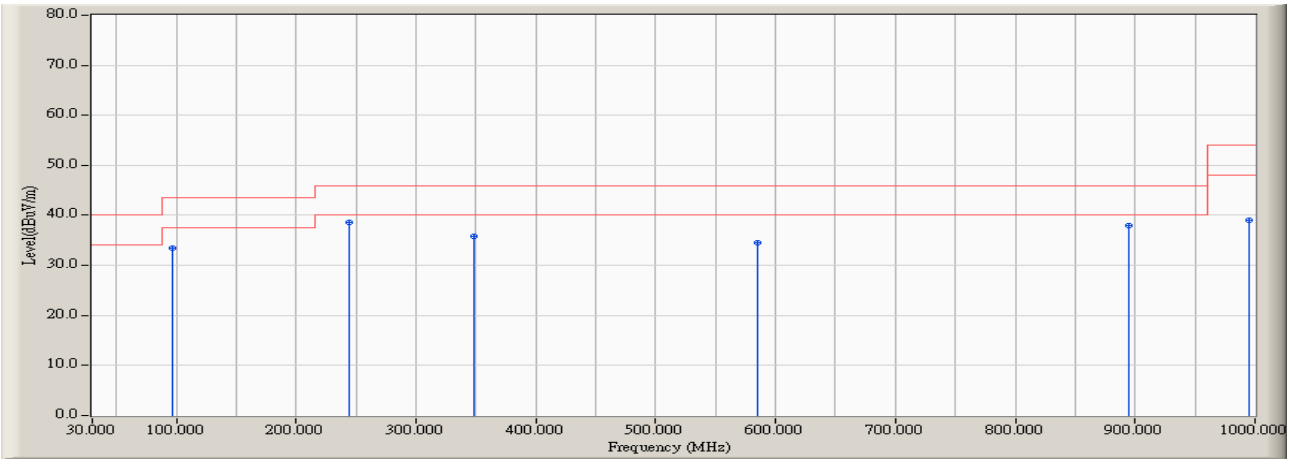

		Frequency (MHz)	Correct Factor (dB)	Reading Level (dBuV)	Measure Level (dBuV/m)	Margin (dB)	Limit (dBuV/m)	Detector Type
1		96.843	16.758	16.777	33.534	-9.966	43.500	QUASIPEAK
2	*	244.519	19.952	18.566	38.518	-7.482	46.000	QUASIPEAK
3		348.670	17.056	18.697	35.753	-10.247	46.000	QUASIPEAK
4		584.952	22.968	11.575	34.544	-11.456	46.000	QUASIPEAK
5		894.295	27.484	10.536	38.020	-7.980	46.000	QUASIPEAK
6		995.337	27.947	11.119	39.066	-14.934	54.000	QUASIPEAK

Note:

1. All Readings below 1GHz are Quasi-Peak, above 1GHz are performed with peak and/or average measurements as necessary.
2. Measurement Level = Reading Level + Correct Factor.
3. Correct Factor = Antenna factor + Cable loss –Amplifier gain.
4. The emission levels of other frequencies are very lower than the limit and not show in test report.
5. No emission found between lowest internal used/generated frequency to 30MHz.

Product	:	Intel® Wireless-AC 9560
Test Item	:	General Radiated Emission
Test Date	:	2019/01/09
Test Mode	:	Mode 3 MIMO: Transmit (802.11ac-80BW_65Mbps)(5530MHz)

Horizontal

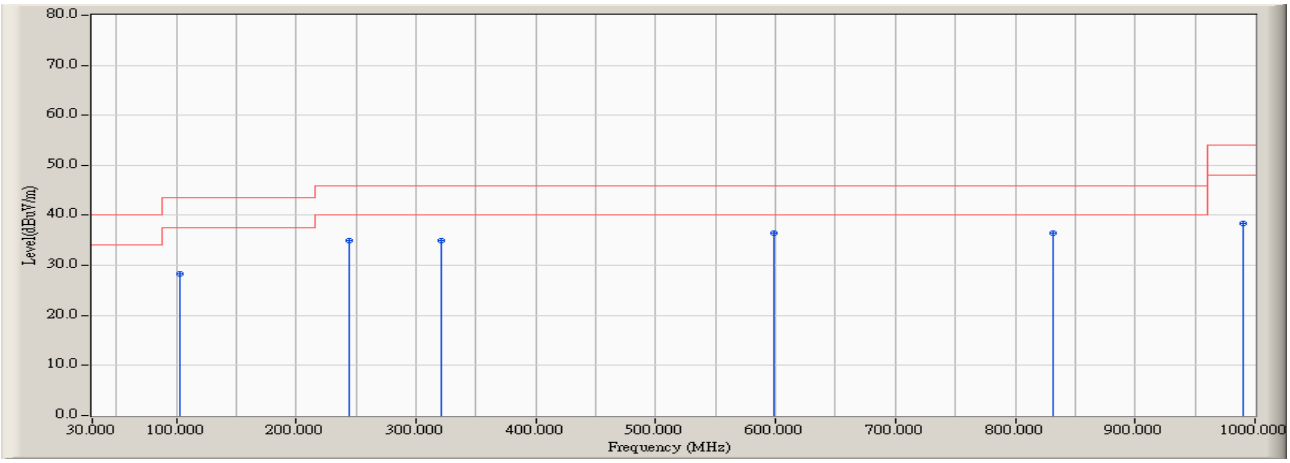

		Frequency (MHz)	Correct Factor (dB)	Reading Level (dBuV)	Measure Level (dBuV/m)	Margin (dB)	Limit (dBuV/m)	Detector Type
1		103.061	16.921	11.401	28.322	-15.178	43.500	QUASIPEAK
2		244.519	14.496	20.527	35.023	-10.977	46.000	QUASIPEAK
3		320.689	16.260	18.698	34.958	-11.042	46.000	QUASIPEAK
4		598.942	26.646	9.858	36.504	-9.496	46.000	QUASIPEAK
5	*	832.115	26.673	9.872	36.545	-9.455	46.000	QUASIPEAK
6		990.673	27.389	11.041	38.429	-15.571	54.000	QUASIPEAK

Note:

1. All Readings below 1GHz are Quasi-Peak, above 1GHz are performed with peak and/or average measurements as necessary.
2. Measurement Level = Reading Level + Correct Factor.
3. Correct Factor = Antenna factor + Cable loss –Amplifier gain.
4. The emission levels of other frequencies are very lower than the limit and not show in test report.
5. No emission found between lowest internal used/generated frequency to 30MHz.

Product : Intel® Wireless-AC 9560
Test Item : General Radiated Emission
Test Date : 2019/01/09
Test Mode : Mode 3 MIMO: Transmit (802.11ac-80BW_65Mbps)(5530MHz)

Vertical

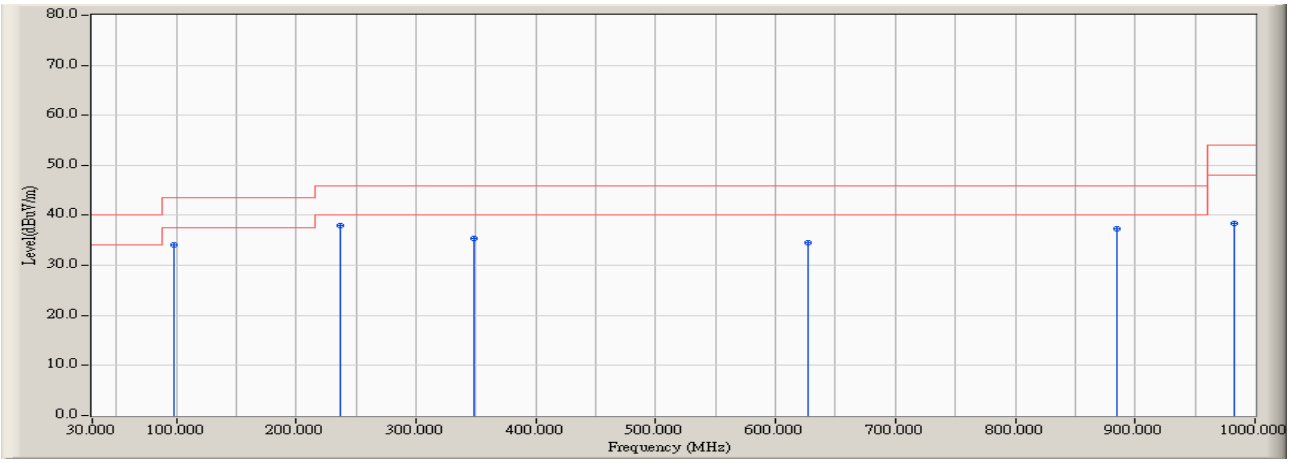

		Frequency (MHz)	Correct Factor (dB)	Reading Level (dBuV)	Measure Level (dBuV/m)	Margin (dB)	Limit (dBuV/m)	Detector Type
1		98.397	17.323	16.800	34.124	-9.376	43.500	QUASIPEAK
2	*	236.747	20.057	17.978	38.036	-7.964	46.000	QUASIPEAK
3		348.670	17.056	18.355	35.411	-10.589	46.000	QUASIPEAK
4		626.923	23.410	11.177	34.587	-11.413	46.000	QUASIPEAK
5		884.968	27.225	10.197	37.423	-8.577	46.000	QUASIPEAK
6		982.901	27.924	10.454	38.378	-15.622	54.000	QUASIPEAK

Note:

1. All Readings below 1GHz are Quasi-Peak, above 1GHz are performed with peak and/or average measurements as necessary.
2. Measurement Level = Reading Level + Correct Factor.
3. Correct Factor = Antenna factor + Cable loss –Amplifier gain.
4. The emission levels of other frequencies are very lower than the limit and not show in test report.
5. No emission found between lowest internal used/generated frequency to 30MHz.

Product : Intel® Wireless-AC 9560
Test Item : General Radiated Emission
Test Date : 2019/01/09
Test Mode : Mode 3 MIMO: Transmit (802.11ac-80BW_65Mbps)(5775MHz)

Horizontal

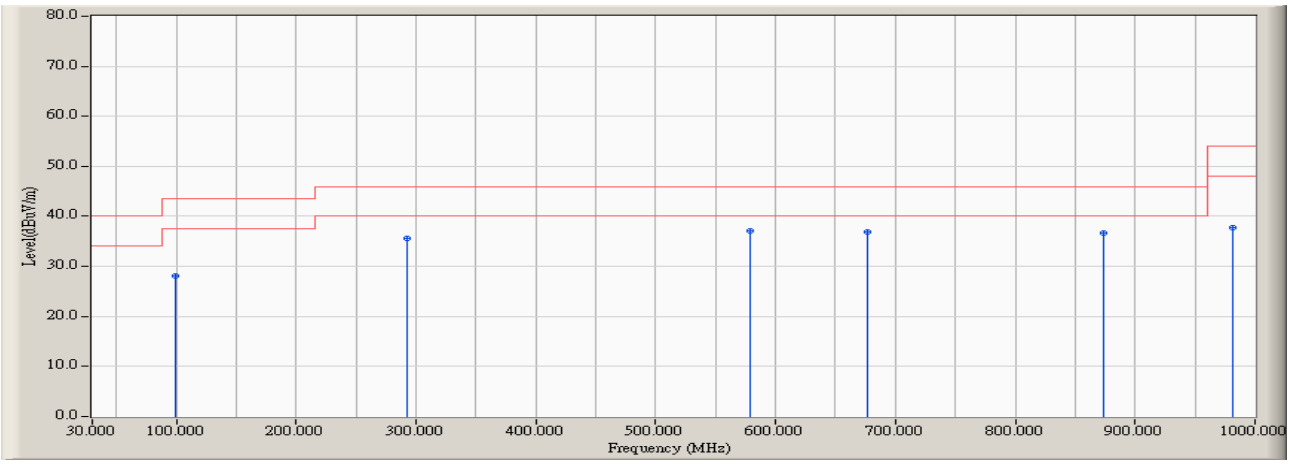

		Frequency (MHz)	Correct Factor (dB)	Reading Level (dBuV)	Measure Level (dBuV/m)	Margin (dB)	Limit (dBuV/m)	Detector Type
1		99.952	17.800	10.377	28.178	-15.322	43.500	QUASIPEAK
2		292.708	14.920	20.695	35.615	-10.385	46.000	QUASIPEAK
3	*	578.734	25.724	11.485	37.209	-8.791	46.000	QUASIPEAK
4		676.667	25.582	11.260	36.843	-9.157	46.000	QUASIPEAK
5		874.087	26.548	10.177	36.725	-9.275	46.000	QUASIPEAK
6		981.346	27.306	10.337	37.642	-16.358	54.000	QUASIPEAK

Note:

1. All Readings below 1GHz are Quasi-Peak, above 1GHz are performed with peak and/or average measurements as necessary.
2. Measurement Level = Reading Level + Correct Factor.
3. Correct Factor = Antenna factor + Cable loss –Amplifier gain.
4. The emission levels of other frequencies are very lower than the limit and not show in test report.
5. No emission found between lowest internal used/generated frequency to 30MHz.

Product : Intel® Wireless-AC 9560
Test Item : General Radiated Emission
Test Date : 2019/01/09
Test Mode : Mode 3 MIMO: Transmit (802.11ac-80BW_65Mbps)(5775MHz)

Vertical

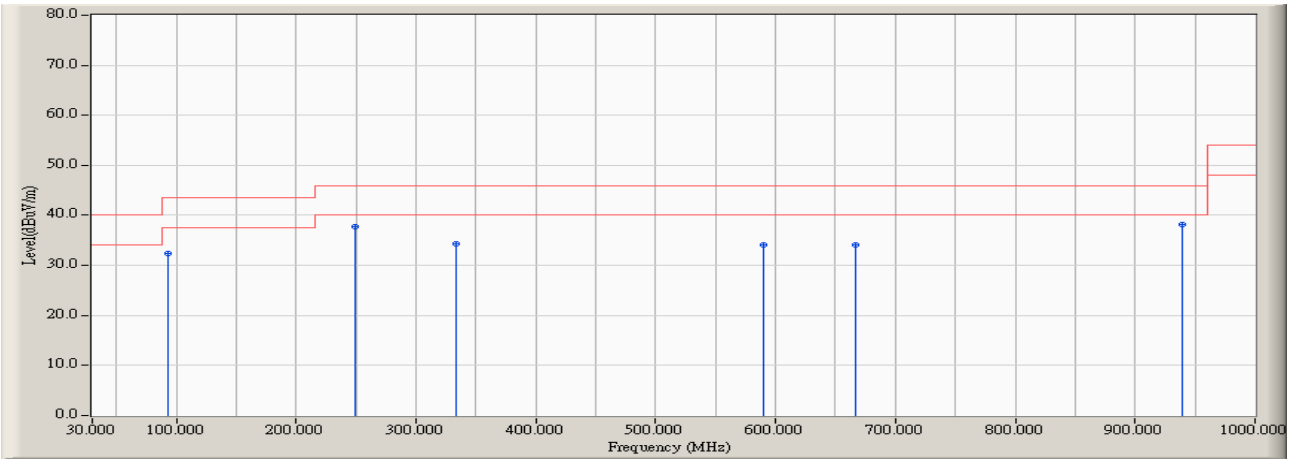

		Frequency (MHz)	Correct Factor (dB)	Reading Level (dBuV)	Measure Level (dBuV/m)	Margin (dB)	Limit (dBuV/m)	Detector Type
1		93.734	15.641	16.778	32.419	-11.081	43.500	QUASIPEAK
2		249.183	19.869	17.912	37.781	-8.219	46.000	QUASIPEAK
3		333.125	15.968	18.361	34.329	-11.671	46.000	QUASIPEAK
4		589.615	23.082	11.096	34.179	-11.821	46.000	QUASIPEAK
5		667.340	23.489	10.629	34.118	-11.882	46.000	QUASIPEAK
6	*	939.375	27.768	10.487	38.255	-7.745	46.000	QUASIPEAK

Note:

1. All Readings below 1GHz are Quasi-Peak, above 1GHz are performed with peak and/or average measurements as necessary.
2. Measurement Level = Reading Level + Correct Factor.
3. Correct Factor = Antenna factor + Cable loss –Amplifier gain.
4. The emission levels of other frequencies are very lower than the limit and not show in test report.
5. No emission found between lowest internal used/generated frequency to 30MHz.

Product : Intel® Wireless-AC 9560
Test Item : General Radiated Emission
Test Date : 2019/01/09
Test Mode : Mode 3 MIMO: Transmit (802.11ac-160BW_130Mbps)(5250MHz)

Horizontal

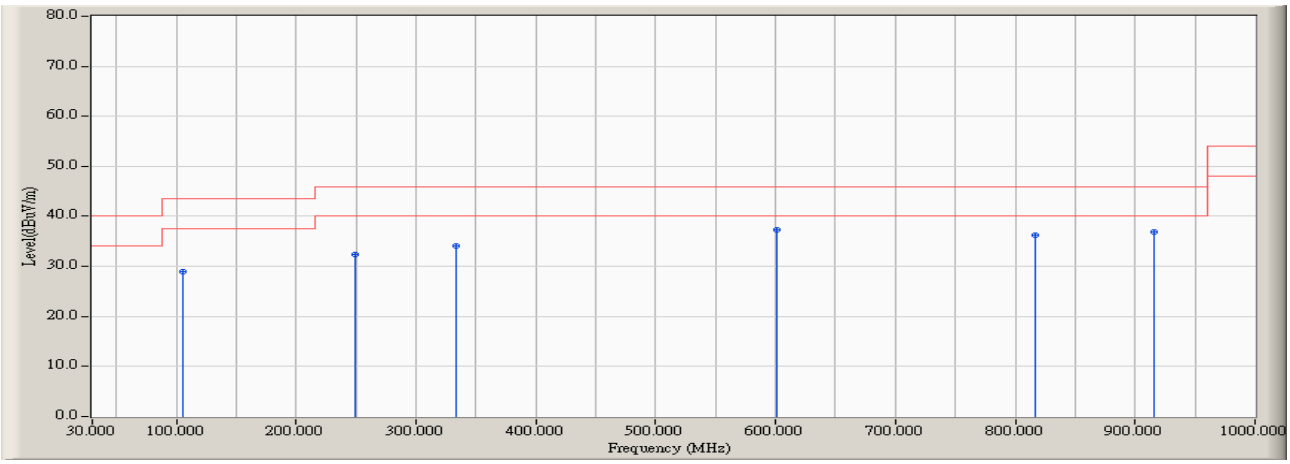

		Frequency (MHz)	Correct Factor (dB)	Reading Level (dBuV)	Measure Level (dBuV/m)	Margin (dB)	Limit (dBuV/m)	Detector Type
1		106.170	15.867	13.075	28.942	-14.558	43.500	QUASIPEAK
2		249.183	14.845	17.565	32.410	-13.590	46.000	QUASIPEAK
3		333.125	17.073	17.069	34.142	-11.858	46.000	QUASIPEAK
4	*	600.497	26.682	10.551	37.233	-8.767	46.000	QUASIPEAK
5		816.571	26.714	9.549	36.263	-9.737	46.000	QUASIPEAK
6		916.058	26.634	10.350	36.984	-9.016	46.000	QUASIPEAK

Note:

1. All Readings below 1GHz are Quasi-Peak, above 1GHz are performed with peak and/or average measurements as necessary.
2. Measurement Level = Reading Level + Correct Factor.
3. Correct Factor = Antenna factor + Cable loss –Amplifier gain.
4. The emission levels of other frequencies are very lower than the limit and not show in test report.
5. No emission found between lowest internal used/generated frequency to 30MHz.

Product : Intel® Wireless-AC 9560
Test Item : General Radiated Emission
Test Date : 2019/01/09
Test Mode : Mode 3 MIMO: Transmit (802.11ac-160BW_130Mbps)(5250MHz)

Vertical

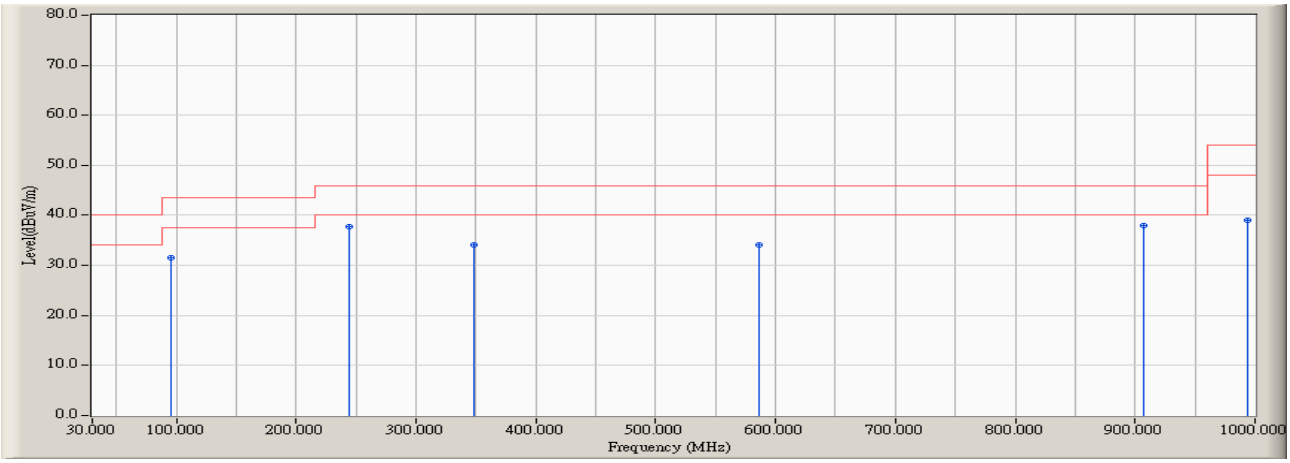

		Frequency (MHz)	Correct Factor (dB)	Reading Level (dBuV)	Measure Level (dBuV/m)	Margin (dB)	Limit (dBuV/m)	Detector Type
1		95.288	16.199	15.413	31.611	-11.889	43.500	QUASIPEAK
2		244.519	19.952	17.761	37.713	-8.287	46.000	QUASIPEAK
3		348.670	17.056	17.114	34.170	-11.830	46.000	QUASIPEAK
4		586.506	23.003	11.173	34.176	-11.824	46.000	QUASIPEAK
5	*	906.731	27.664	10.237	37.901	-8.099	46.000	QUASIPEAK
6		993.782	27.946	11.014	38.960	-15.040	54.000	QUASIPEAK

Note:

1. All Readings below 1GHz are Quasi-Peak, above 1GHz are performed with peak and/or average measurements as necessary.
2. Measurement Level = Reading Level + Correct Factor.
3. Correct Factor = Antenna factor + Cable loss –Amplifier gain.
4. The emission levels of other frequencies are very lower than the limit and not show in test report.
5. No emission found between lowest internal used/generated frequency to 30MHz.

Product : Intel® Wireless-AC 9560
Test Item : General Radiated Emission
Test Date : 2019/01/09
Test Mode : Mode 3 MIMO: Transmit (802.11ac-80BW_65Mbps)(5570MHz)

Horizontal

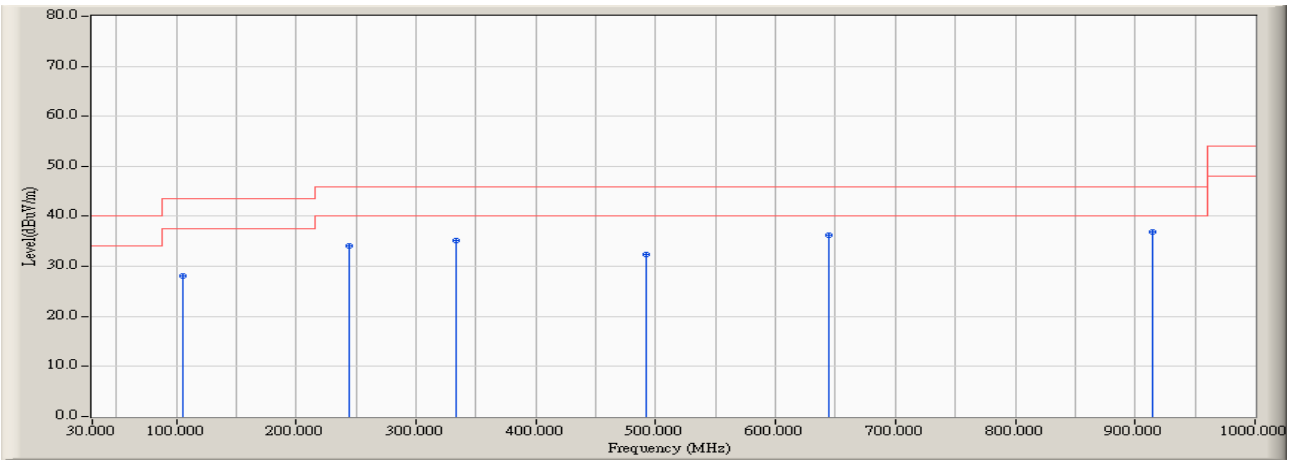

		Frequency (MHz)	Correct Factor (dB)	Reading Level (dBuV)	Measure Level (dBuV/m)	Margin (dB)	Limit (dBuV/m)	Detector Type
1		106.170	15.867	12.201	28.068	-15.432	43.500	QUASIPEAK
2		244.519	14.496	19.688	34.184	-11.816	46.000	QUASIPEAK
3		333.125	17.073	18.065	35.138	-10.862	46.000	QUASIPEAK
4		491.683	22.035	10.375	32.409	-13.591	46.000	QUASIPEAK
5		644.022	26.047	10.135	36.182	-9.818	46.000	QUASIPEAK
6	*	914.503	26.616	10.311	36.926	-9.074	46.000	QUASIPEAK

Note:

1. All Readings below 1GHz are Quasi-Peak, above 1GHz are performed with peak and/or average measurements as necessary.
2. Measurement Level = Reading Level + Correct Factor.
3. Correct Factor = Antenna factor + Cable loss –Amplifier gain.
4. The emission levels of other frequencies are very lower than the limit and not show in test report.
5. No emission found between lowest internal used/generated frequency to 30MHz.

Product : Intel® Wireless-AC 9560
Test Item : General Radiated Emission
Test Date : 2019/01/09
Test Mode : Mode 3 MIMO: Transmit (802.11ac-80BW_65Mbps)(5570MHz)

Vertical

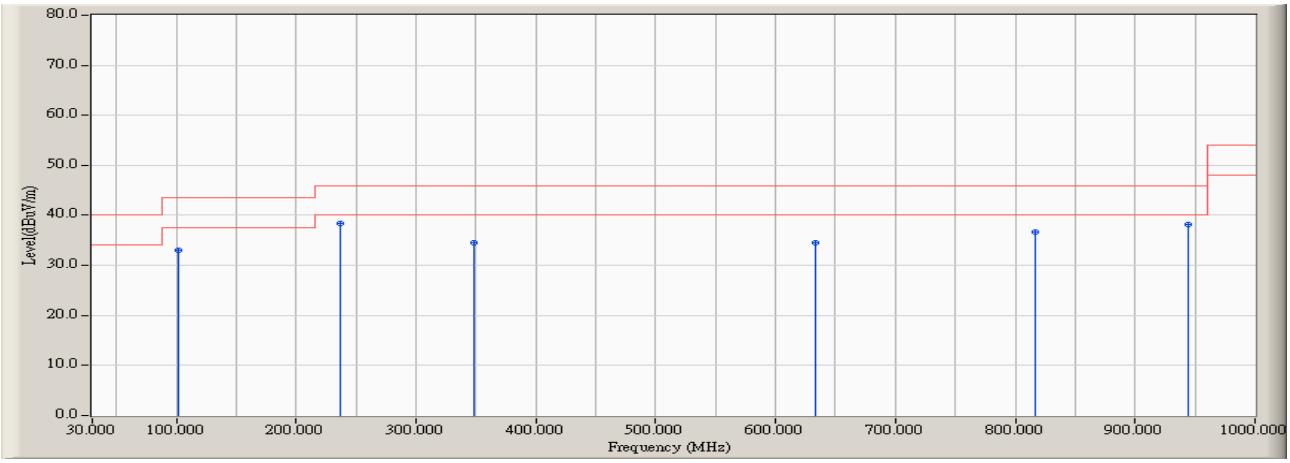

		Frequency (MHz)	Correct Factor (dB)	Reading Level (dBuV)	Measure Level (dBuV/m)	Margin (dB)	Limit (dBuV/m)	Detector Type
1		101.506	17.527	15.552	33.080	-10.420	43.500	QUASIPEAK
2	*	236.747	20.057	18.274	38.332	-7.668	46.000	QUASIPEAK
3		348.670	17.056	17.462	34.518	-11.482	46.000	QUASIPEAK
4		633.141	23.410	11.101	34.511	-11.489	46.000	QUASIPEAK
5		816.571	25.340	11.242	36.582	-9.418	46.000	QUASIPEAK
6		944.038	27.786	10.486	38.272	-7.728	46.000	QUASIPEAK

Note:

1. All Readings below 1GHz are Quasi-Peak, above 1GHz are performed with peak and/or average measurements as necessary.
2. Measurement Level = Reading Level + Correct Factor.
3. Correct Factor = Antenna factor + Cable loss –Amplifier gain.
4. The emission levels of other frequencies are very lower than the limit and not show in test report.
5. No emission found between lowest internal used/generated frequency to 30MHz.

4. Band Edge

4.1. Test Setup

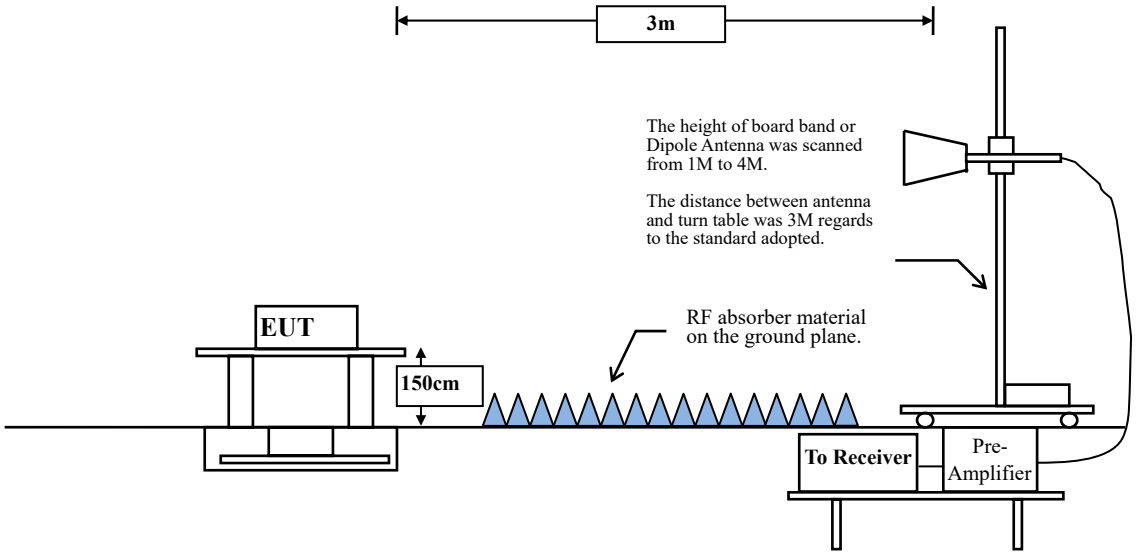

4.2. Limits

The provisions of Section 15.205 of this part apply to intentional radiators operating under this section.

Radiated emissions which fall in the restricted bands, as defined in Section 15.205, must also comply with the radiated emission limits specified in Section 15.209:

FCC Part 15 Subpart C Paragraph 15.209 Limits		
Frequency MHz	uV/m @3m	dBμV/m@3m
30-88	100	40
88-216	150	43.5
216-960	200	46
Above 960	500	54

Remarks : 1. RF Voltage (dBμV) = 20 log RF Voltage (uV)

2. In the Above Table, the tighter limit applies at the band edges.

3. Distance refers to the distance in meters between the measuring instrument antenna and the closed point of any part of the device or system.

4.3. Test Procedure

The EUT is placed on a turn table which is 1.5 meter above ground. The turn table can rotate 360 degrees to determine the position of the maximum emission level. The EUT was positioned such that the distance from antenna to the EUT was 3 meters.
The antenna can move up and down between 1 meter and 4 meters to find out the maximum emission level.
Both horizontal and vertical polarization of the antenna are set on measurement. In order to find the maximum emission, all of the interface cables must be manipulated according to ANSI C63.10:2013 on radiated measurement.
The bandwidth below 1GHz setting on the field strength meter is 120 kHz, above 1GHz are 1 MHz.
The EUT was setup to ANSI C63.10, 2013; tested to UNII test procedure of FCC KDB-789033 for compliance to FCC 47CFR Subpart E requirements.

RBW and VBW Parameter setting:

According to KDB 789033 section II.G.5 Procedure for Unwanted Maximum Emissions Measurements above 1000 MHz.

RBW = 1MHz.

VBW ≥ 3MHz.

According to KDB 789033 section II.G.6 Procedures for Average Unwanted Emissions Measurements above 1000 MHz.

RBW = 1MHz.

VBW = 10Hz, when duty cycle ≥ 98 %

VBW ≥ 1/T, when duty cycle < 98 %

(T refers to the minimum transmission duration over which the transmitter is on and is transmitting at its maximum power control level for the tested mode of operation.)

SISO A:

5GHz band	Duty Cycle (%)	T (ms)	1/T (Hz)	VBW (Hz)
802.11a	99.04	--	--	10
802.11n20	99.87	--	--	10
802.11n40	99.34	--	--	10
802.11ac20	99.80	--	--	10
802.11ac40	99.38	--	--	10
802.11ac80	99.28	--	--	10
802.11ac160	99.64	--	--	10

Note: Duty Cycle Refer to Section 5

SISO B:

5GHz band	Duty Cycle (%)	T (ms)	1/T (Hz)	VBW (Hz)
802.11a	99.52	--	--	10
802.11n20	99.97	--	--	10
802.11n40	99.45	--	--	10
802.11ac20	99.98	--	--	10
802.11ac40	99.38	--	--	10
802.11ac80	99.28	--	--	10
802.11ac160	99.64	--	--	10

Note: Duty Cycle Refer to Section 5

MIMO:

5GHz band	Duty Cycle (%)	T (ms)	1/T (Hz)	VBW (Hz)
802.11n20	99.41	--	--	10
802.11n40	99.34	--	--	10
802.11ac20	99.40	--	--	10
802.11ac40	99.59	--	--	10
802.11ac80	99.64	--	--	10
802.11ac160	98.94	--	--	10

Note: Duty Cycle Refer to Section 5

4.4. Uncertainty

±4.08 dB below 1GHz

±4.22 dB above 1GHz

4.5. Test Result of Band Edge

Product : Intel® Wireless-AC 9560
Test Item : Band Edge Data
Test Date : 2018/12/27
Test Mode : Mode 1 SISO A: Transmit (802.11a_6Mbps)-Channel 36 (5180MHz)

Horizontal

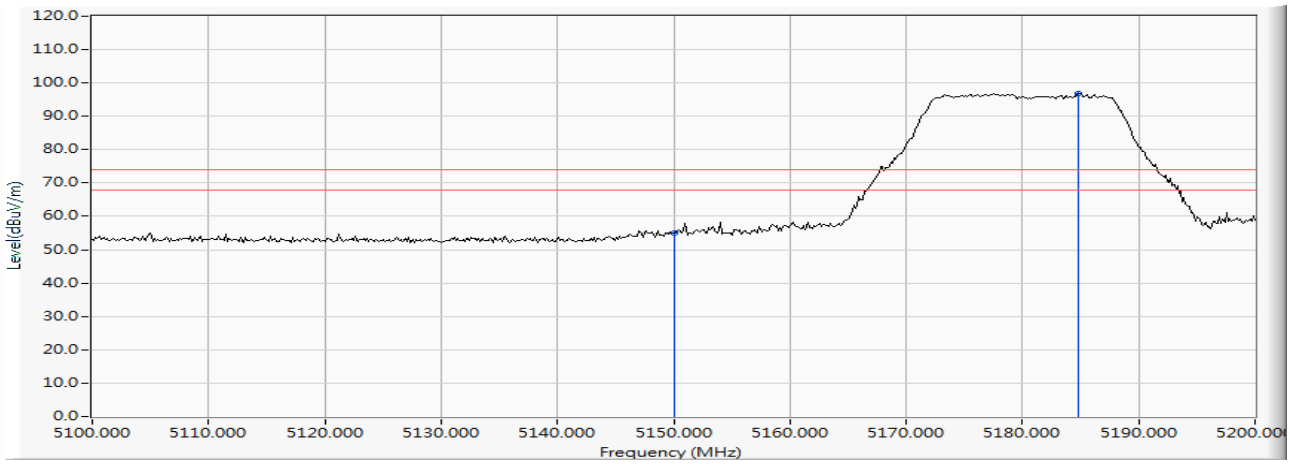

		Frequency (MHz)	Correct Factor (dB)	Reading Level (dBuV)	Measure Level (dBuV/m)	Margin (dB)	Limit (dBuV/m)	Detector Type
1		5150.000	10.470	44.604	55.075	-18.925	74.000	PEAK
2	*	5184.783	10.382	86.493	96.875	22.875	74.000	PEAK

Note:

1. All readings above 1GHz are performed with peak and/or average measurements as necessary.
2. Measurement Level = Reading Level + Correct Factor.
3. The average measurement was not performed when the peak measured data under the limit of average detection.

Product	:	Intel® Wireless-AC 9560
Test Item	:	Band Edge Data
Test Date	:	2018/12/27
Test Mode	:	Mode 1 SISO A: Transmit (802.11a_6Mbps)-Channel 36 (5180MHz)

Horizontal

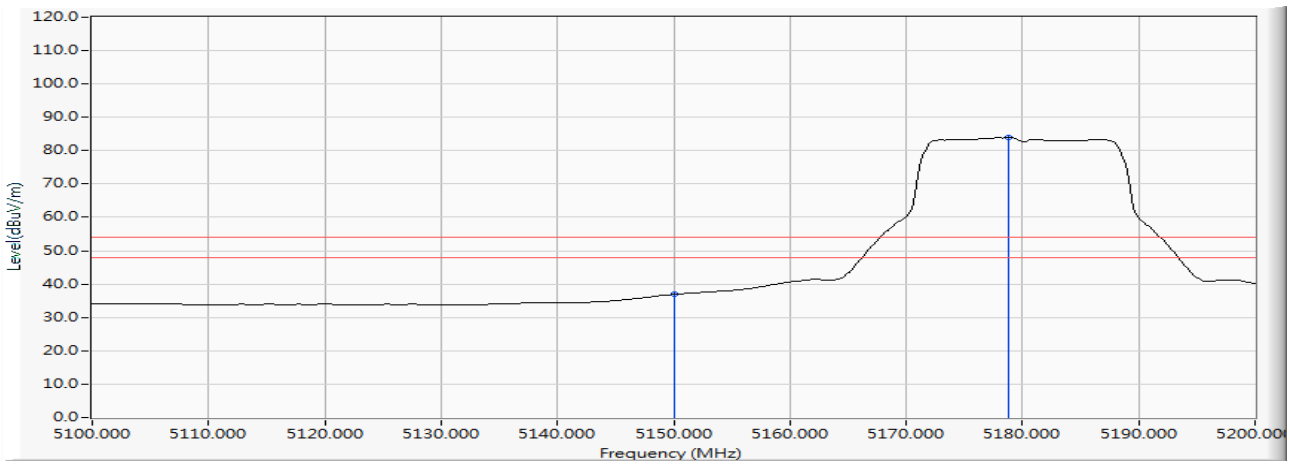

		Frequency (MHz)	Correct Factor (dB)	Reading Level (dBuV)	Measure Level (dBuV/m)	Margin (dB)	Limit (dBuV/m)	Detector Type
1		5150.000	10.470	26.435	36.906	-17.094	54.000	AVERAGE
2	*	5178.841	10.397	73.477	83.874	29.874	54.000	AVERAGE

Note:

1. All readings above 1GHz are performed with peak and/or average measurements as necessary.
2. Measurement Level = Reading Level + Correct Factor.
3. The average measurement was not performed when the peak measured data under the limit of average detection.

Product	:	Intel® Wireless-AC 9560
Test Item	:	Band Edge Data
Test Date	:	2018/12/27
Test Mode	:	Mode 1 SISO A: Transmit (802.11a_6Mbps)-Channel 36 (5180MHz)

Vertical

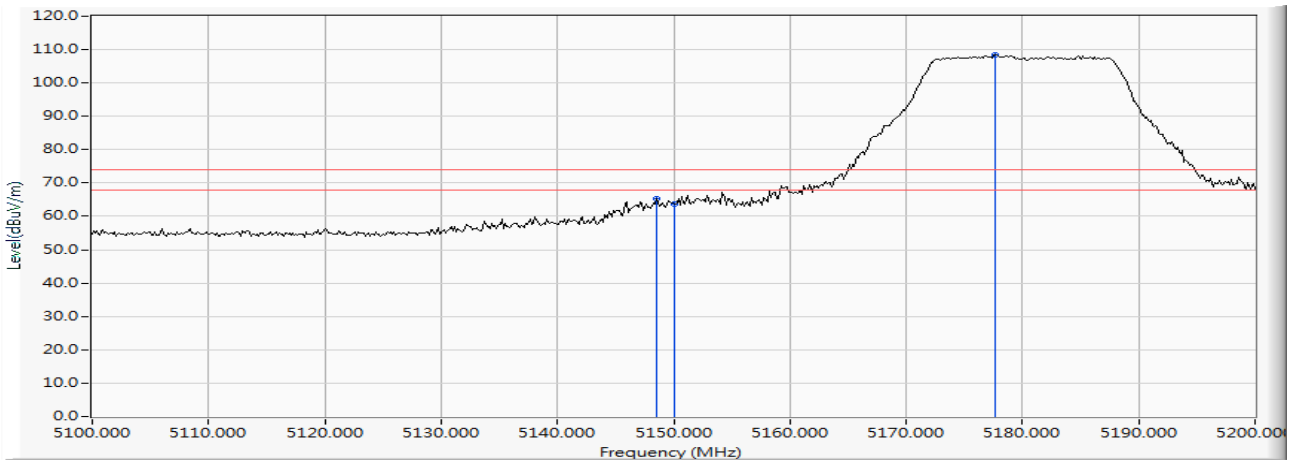

		Frequency (MHz)	Correct Factor (dB)	Reading Level (dBuV)	Measure Level (dBuV/m)	Margin (dB)	Limit (dBuV/m)	Detector Type
1		5148.551	12.385	52.765	65.150	-8.850	74.000	PEAK
2		5150.000	12.390	51.312	63.702	-10.298	74.000	PEAK
3	*	5177.681	12.493	96.029	108.522	34.522	74.000	PEAK

Note:

1. All readings above 1GHz are performed with peak and/or average measurements as necessary.
2. Measurement Level = Reading Level + Correct Factor.
3. The average measurement was not performed when the peak measured data under the limit of average detection.

Product	:	Intel® Wireless-AC 9560
Test Item	:	Band Edge Data
Test Date	:	2018/12/27
Test Mode	:	Mode 1 SISO A: Transmit (802.11a_6Mbps)-Channel 36 (5180MHz)

Vertical

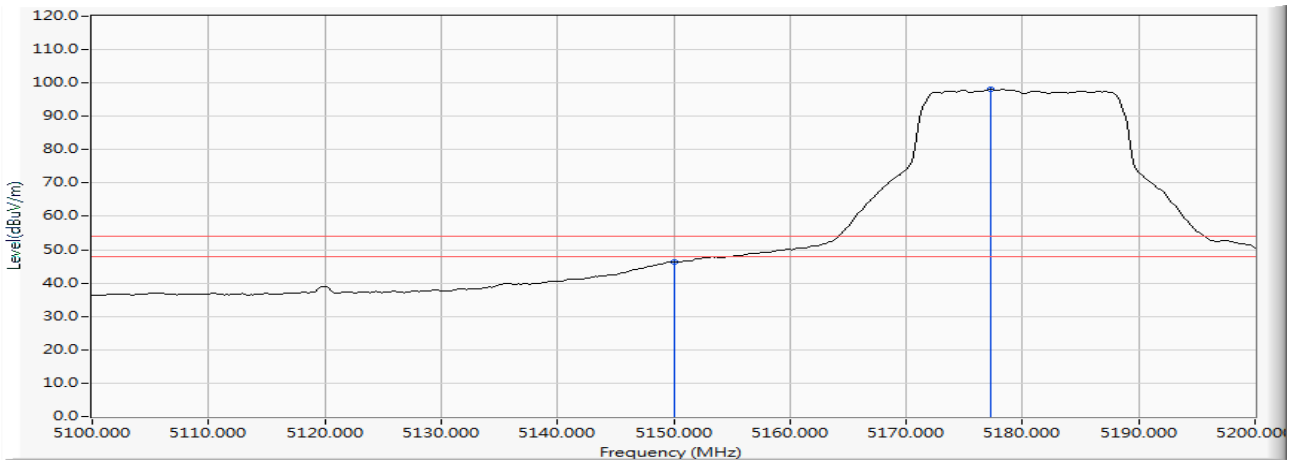

		Frequency (MHz)	Correct Factor (dB)	Reading Level (dBuV)	Measure Level (dBuV/m)	Margin (dB)	Limit (dBuV/m)	Detector Type
1		5150.000	12.390	33.825	46.215	-7.785	54.000	AVERAGE
2	*	5177.247	12.491	85.609	98.100	44.100	54.000	AVERAGE

Note:

1. All readings above 1GHz are performed with peak and/or average measurements as necessary.
2. Measurement Level = Reading Level + Correct Factor.
3. The average measurement was not performed when the peak measured data under the limit of average detection.

Product	:	Intel® Wireless-AC 9560
Test Item	:	Band Edge Data
Test Date	:	2018/12/27
Test Mode	:	Mode 1 SISO A: Transmit (802.11a_6Mbps) -Channel 64 (5320MHz)

Horizontal

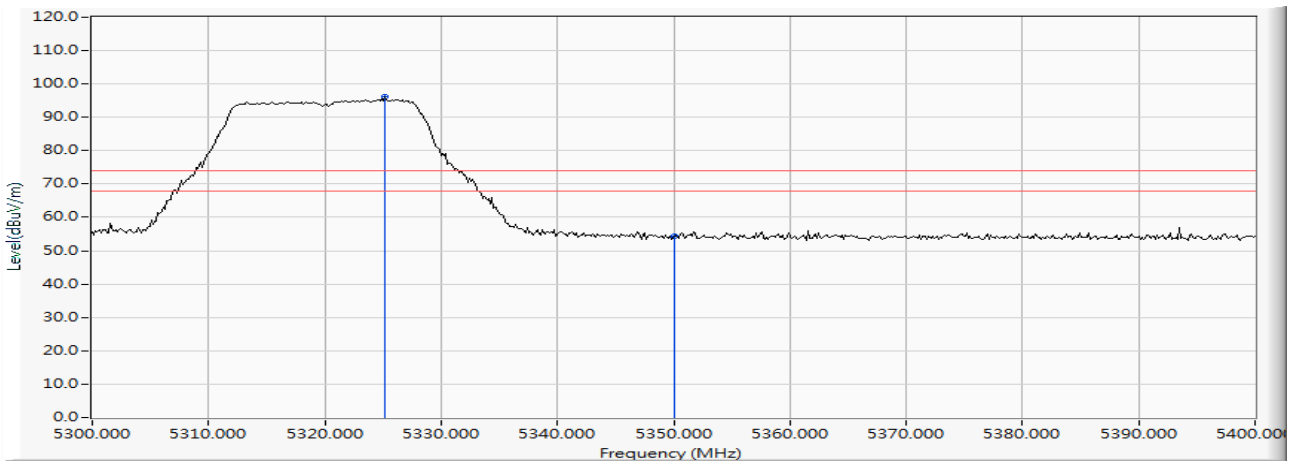

		Frequency (MHz)	Correct Factor (dB)	Reading Level (dBuV)	Measure Level (dBuV/m)	Margin (dB)	Limit (dBuV/m)	Detector Type
1	*	5325.217	11.088	84.967	96.054	22.054	74.000	PEAK
2		5350.000	11.024	43.232	54.256	-19.744	74.000	PEAK

Note:

1. All readings above 1GHz are performed with peak and/or average measurements as necessary.
2. Measurement Level = Reading Level + Correct Factor.
3. The average measurement was not performed when the peak measured data under the limit of average detection.

Product	:	Intel® Wireless-AC 9560
Test Item	:	Band Edge Data
Test Date	:	2018/12/27
Test Mode	:	Mode 1 SISO A: Transmit (802.11a_6Mbps) -Channel 64 (5320MHz)

Horizontal

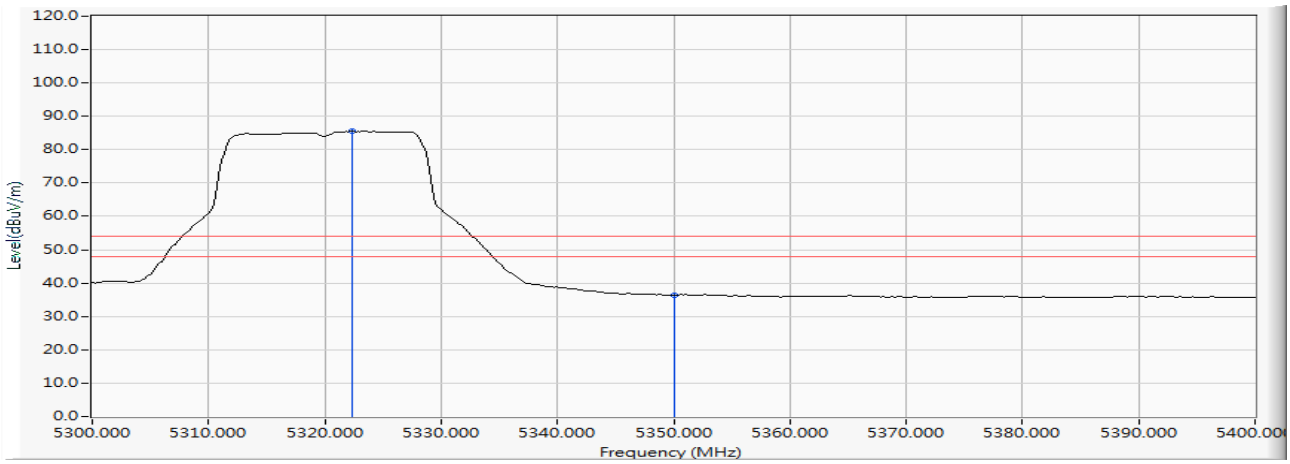

		Frequency (MHz)	Correct Factor (dB)	Reading Level (dBuV)	Measure Level (dBuV/m)	Margin (dB)	Limit (dBuV/m)	Detector Type
1	*	5322.319	11.094	74.406	85.501	31.501	54.000	AVERAGE
2		5350.000	11.024	25.341	36.365	-17.635	54.000	AVERAGE

Note:

1. All readings above 1GHz are performed with peak and/or average measurements as necessary.
2. Measurement Level = Reading Level + Correct Factor.
3. The average measurement was not performed when the peak measured data under the limit of average detection.

Product : Intel® Wireless-AC 9560
Test Item : Band Edge Data
Test Date : 2018/12/27
Test Mode : Mode 1 SISO A: Transmit (802.11a_6Mbps) -Channel 64 (5320MHz)

Vertical

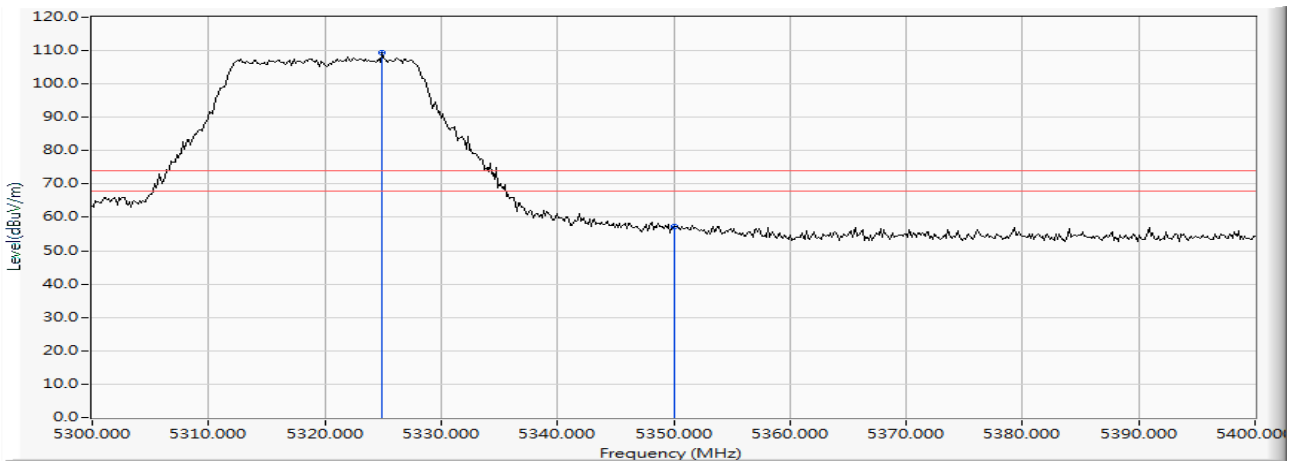

		Frequency (MHz)	Correct Factor (dB)	Reading Level (dBuV)	Measure Level (dBuV/m)	Margin (dB)	Limit (dBuV/m)	Detector Type
1	*	5324.928	13.015	96.400	109.414	35.414	74.000	PEAK
2		5350.000	12.999	44.112	57.111	-16.889	74.000	PEAK

Note:

1. All readings above 1GHz are performed with peak and/or average measurements as necessary.
2. Measurement Level = Reading Level + Correct Factor.
3. The average measurement was not performed when the peak measured data under the limit of average detection.

Product : Intel® Wireless-AC 9560
Test Item : Band Edge Data
Test Date : 2018/12/27
Test Mode : Mode 1 SISO A: Transmit (802.11a_6Mbps) -Channel 64 (5320MHz)

Vertical

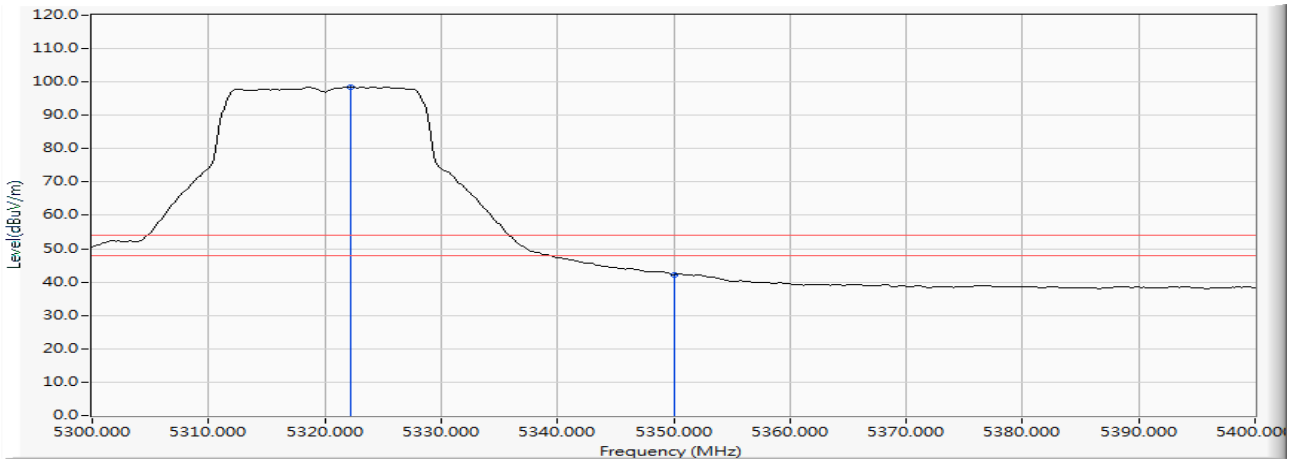

		Frequency (MHz)	Correct Factor (dB)	Reading Level (dBuV)	Measure Level (dBuV/m)	Margin (dB)	Limit (dBuV/m)	Detector Type
1	*	5322.174	13.016	85.555	98.571	44.571	54.000	AVERAGE
2		5350.000	12.999	29.274	42.273	-11.727	54.000	AVERAGE

Note:

1. All readings above 1GHz are performed with peak and/or average measurements as necessary.
2. Measurement Level = Reading Level + Correct Factor.
3. The average measurement was not performed when the peak measured data under the limit of average detection.

Product	:	Intel® Wireless-AC 9560
Test Item	:	Band Edge Data
Test Date	:	2018/12/27
Test Mode	:	Mode 1 SISO A: Transmit (802.11a_6Mbps) -Channel 100 (5500MHz)

Horizontal

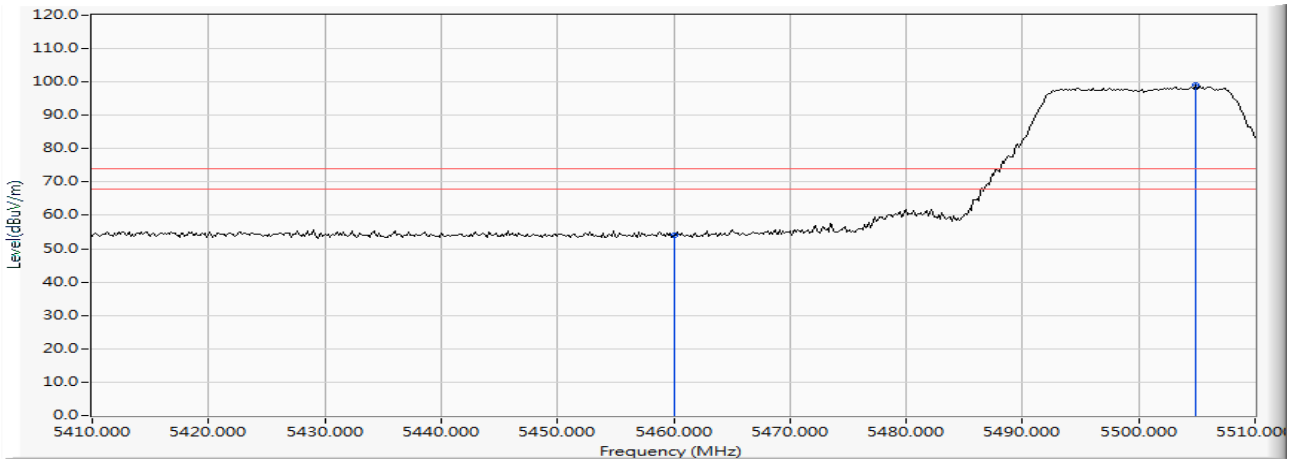

		Frequency (MHz)	Correct Factor (dB)	Reading Level (dBuV)	Measure Level (dBuV/m)	Margin (dB)	Limit (dBuV/m)	Detector Type
1		5460.000	11.703	42.225	53.928	-20.072	74.000	PEAK
2	*	5504.928	12.203	86.781	98.984	24.984	74.000	PEAK

Note:

1. All readings above 1GHz are performed with peak and/or average measurements as necessary.
2. Measurement Level = Reading Level + Correct Factor.
3. The average measurement was not performed when the peak measured data under the limit of average detection.

Product	:	Intel® Wireless-AC 9560
Test Item	:	Band Edge Data
Test Date	:	2018/12/27
Test Mode	:	Mode 1 SISO A: Transmit (802.11a_6Mbps) -Channel 100 (5500MHz)

Horizontal

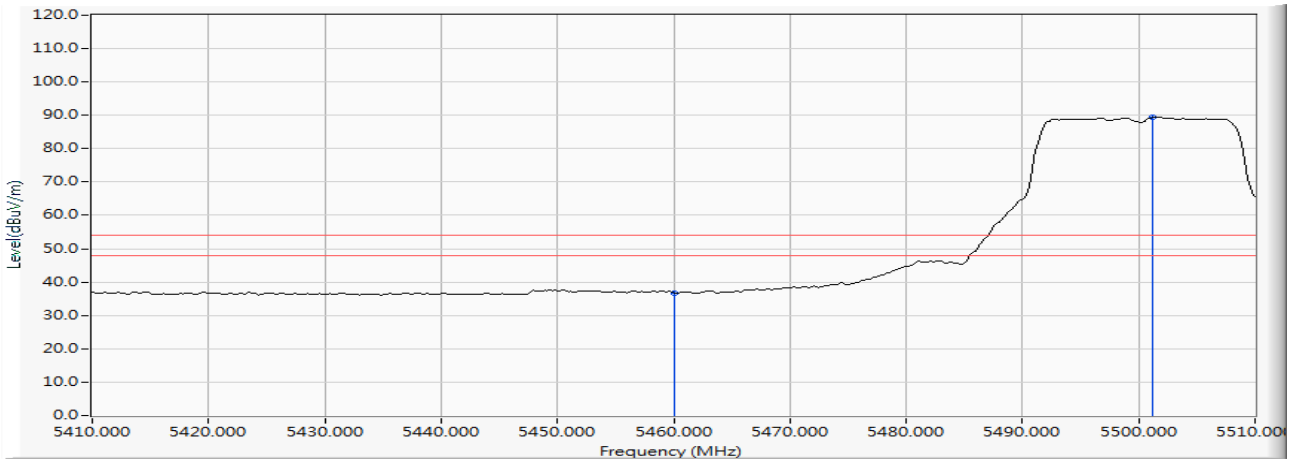

		Frequency (MHz)	Correct Factor (dB)	Reading Level (dBuV)	Measure Level (dBuV/m)	Margin (dB)	Limit (dBuV/m)	Detector Type
1		5460.000	11.703	25.077	36.780	-17.220	54.000	AVERAGE
2	*	5501.159	12.177	77.294	89.471	35.471	54.000	AVERAGE

Note:

1. All readings above 1GHz are performed with peak and/or average measurements as necessary.
2. Measurement Level = Reading Level + Correct Factor.
3. The average measurement was not performed when the peak measured data under the limit of average detection.

Product : Intel® Wireless-AC 9560
Test Item : Band Edge Data
Test Date : 2018/12/27
Test Mode : Mode 1 SISO A: Transmit (802.11a_6Mbps) -Channel 100 (5500MHz)

Vertical

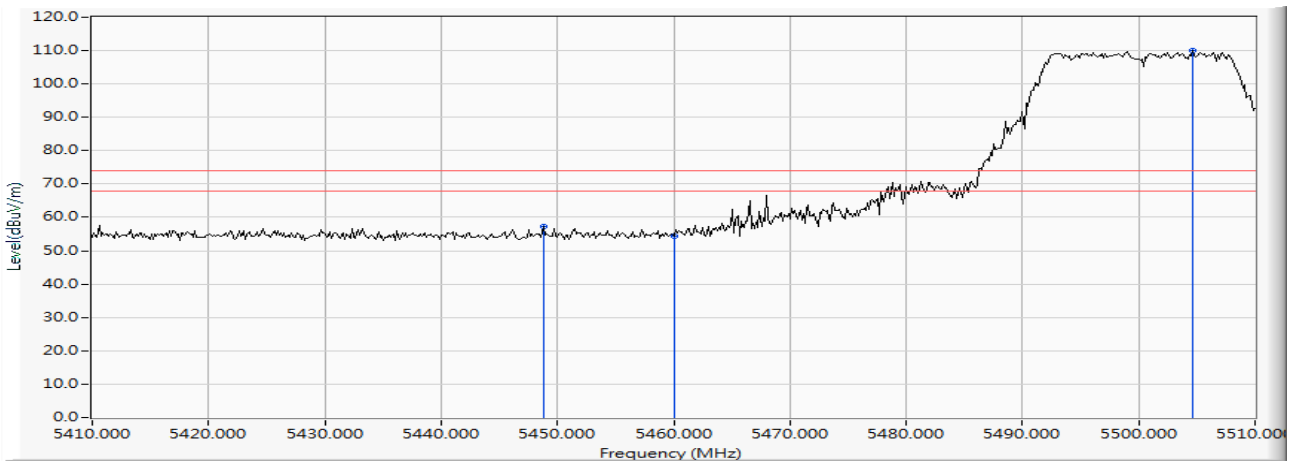

		Frequency (MHz)	Correct Factor (dB)	Reading Level (dBuV)	Measure Level (dBuV/m)	Margin (dB)	Limit (dBuV/m)	Detector Type
1		5448.841	13.310	43.834	57.145	-16.855	74.000	PEAK
2		5460.000	13.390	41.025	54.415	-19.585	74.000	PEAK
3	*	5504.638	13.644	96.233	109.877	35.877	74.000	PEAK

Note:

1. All readings above 1GHz are performed with peak and/or average measurements as necessary.
2. Measurement Level = Reading Level + Correct Factor.
3. The average measurement was not performed when the peak measured data under the limit of average detection.

Product : Intel® Wireless-AC 9560
Test Item : Band Edge Data
Test Date : 2018/12/27
Test Mode : Mode 1 SISO A: Transmit (802.11a_6Mbps) -Channel 100 (5500MHz)

Vertical

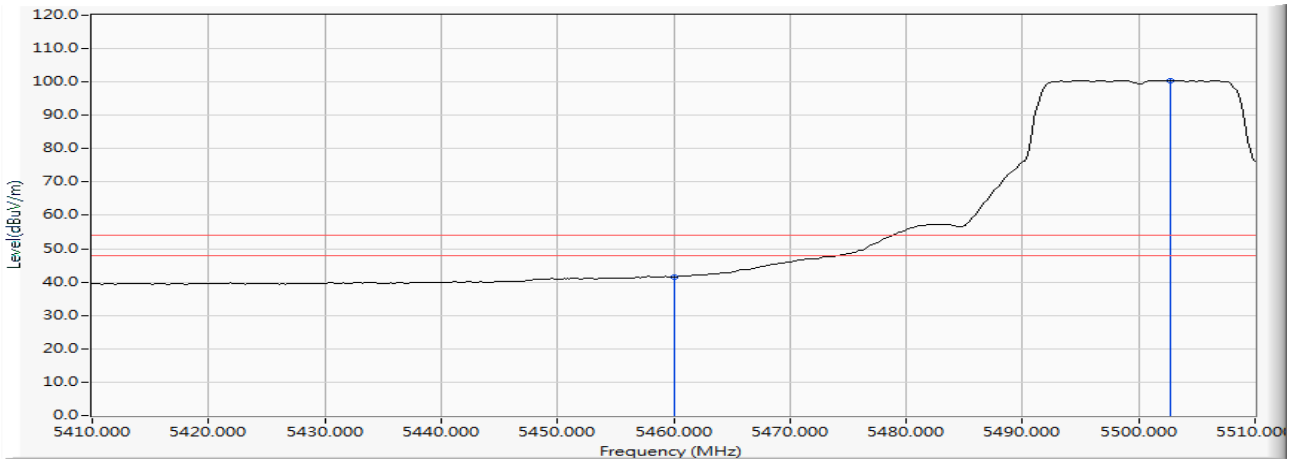

		Frequency (MHz)	Correct Factor (dB)	Reading Level (dBuV)	Measure Level (dBuV/m)	Margin (dB)	Limit (dBuV/m)	Detector Type
1		5460.000	13.390	28.178	41.568	-12.432	54.000	AVERAGE
2	*	5502.754	13.638	86.882	100.520	46.520	54.000	AVERAGE

Note:

1. All readings above 1GHz are performed with peak and/or average measurements as necessary.
2. Measurement Level = Reading Level + Correct Factor.
3. The average measurement was not performed when the peak measured data under the limit of average detection.

Product : Intel® Wireless-AC 9560
Test Item : Band Edge Data
Test Date : 2018/12/27
Test Mode : Mode 1 SISO A: Transmit (802.11a_6Mbps) -Channel 100 (5500MHz)

Horizontal

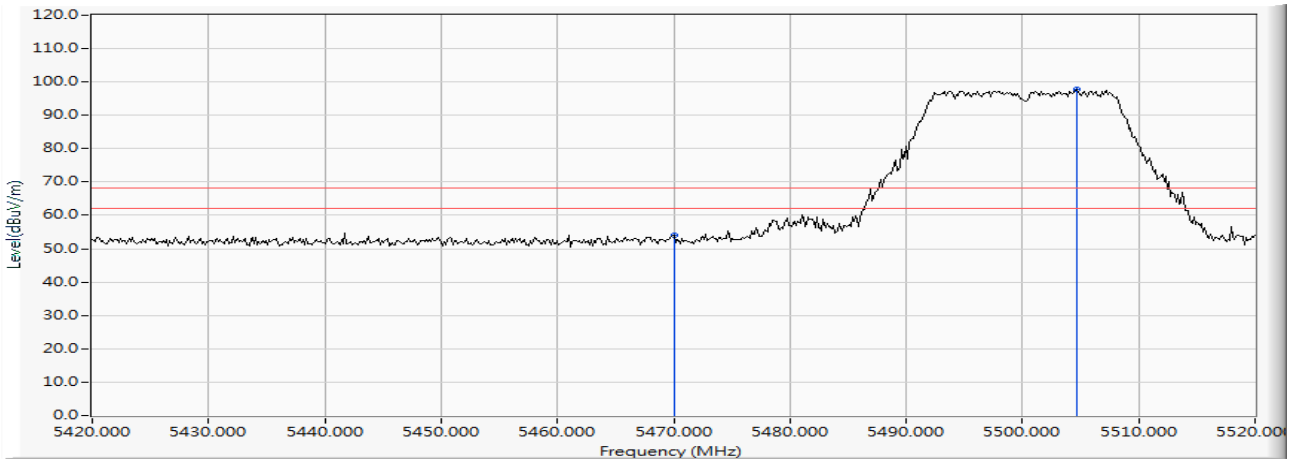

		Frequency (MHz)	Correct Factor (dB)	Reading Level (dBuV)	Measure Level (dBuV/m)	Margin (dB)	Limit (dBuV/m)	Detector Type
1		5470.000	11.838	42.127	53.965	-14.255	68.220	PEAK
2	*	5504.638	12.202	85.598	97.799	29.579	68.220	PEAK

Product : Intel® Wireless-AC 9560
Test Item : Band Edge Data
Test Date : 2018/12/27
Test Mode : Mode 1 SISO A: Transmit (802.11a_6Mbps) -Channel 100 (5500MHz)

Vertical

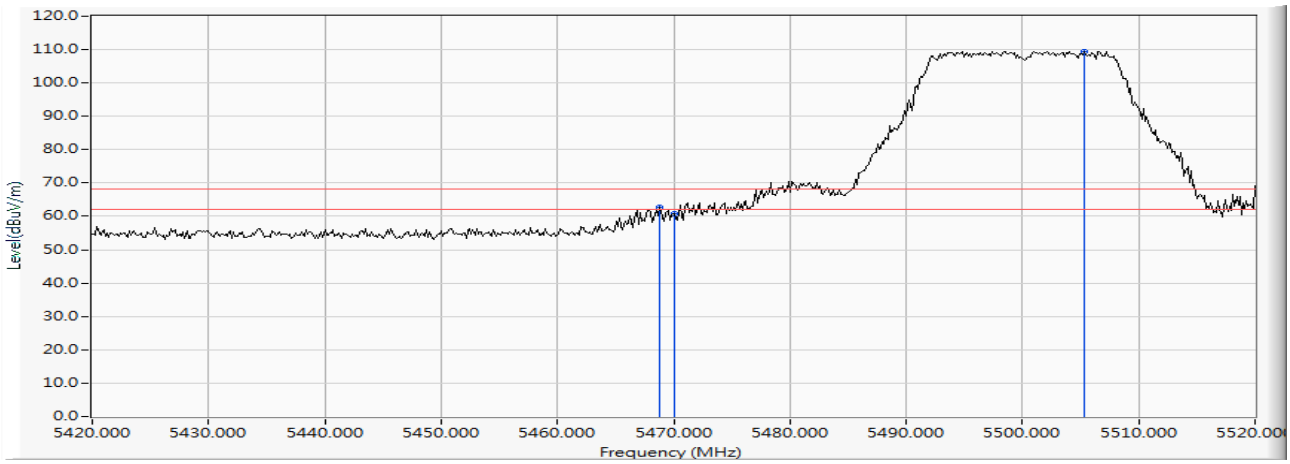

		Frequency (MHz)	Correct Factor (dB)	Reading Level (dBuV)	Measure Level (dBuV/m)	Margin (dB)	Limit (dBuV/m)	Detector Type
1		5468.841	13.454	49.425	62.879	-5.341	68.220	PEAK
2		5470.000	13.462	47.355	60.817	-7.403	68.220	PEAK
3	*	5505.362	13.642	95.874	109.516	41.296	68.220	PEAK

Product : Intel® Wireless-AC 9560
Test Item : Band Edge Data
Test Date : 2018/12/27
Test Mode : Mode 1 SISO A: Transmit (802.11a_6Mbps) -Channel 140 (5700MHz)

Horizontal

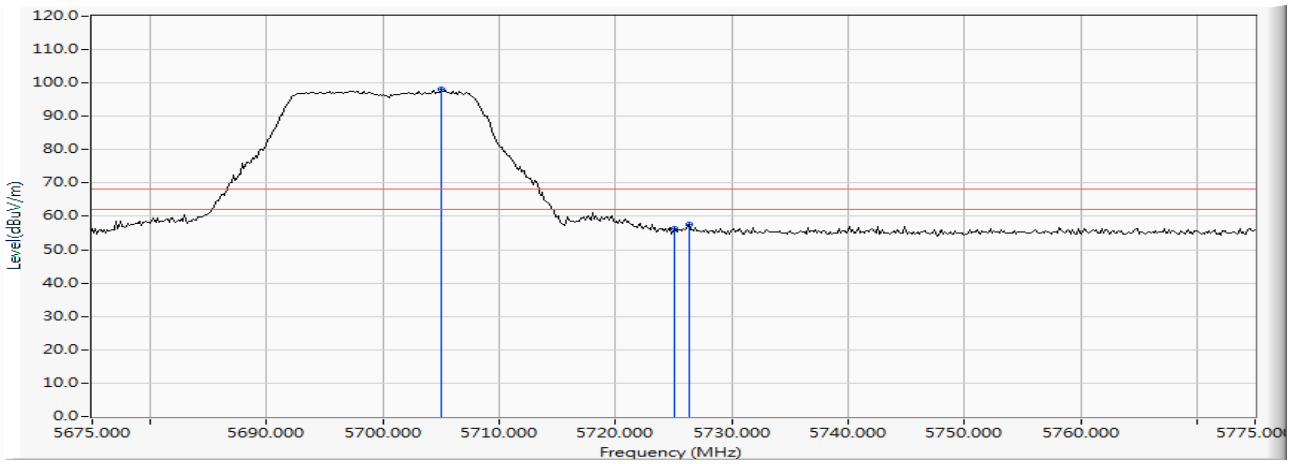

		Frequency (MHz)	Correct Factor (dB)	Reading Level (dBuV)	Measure Level (dBuV/m)	Margin (dB)	Limit (dBuV/m)	Detector Type
1	*	5705.000	11.643	86.463	98.107	29.887	68.220	PEAK
2		5725.000	11.592	44.549	56.141	-12.079	68.220	PEAK
3		5726.304	11.588	45.953	57.541	-10.679	68.220	PEAK

Product : Intel® Wireless-AC 9560
Test Item : Band Edge Data
Test Date : 2018/12/27
Test Mode : Mode 1 SISO A: Transmit (802.11a_6Mbps) -Channel 140 (5700MHz)

Vertical

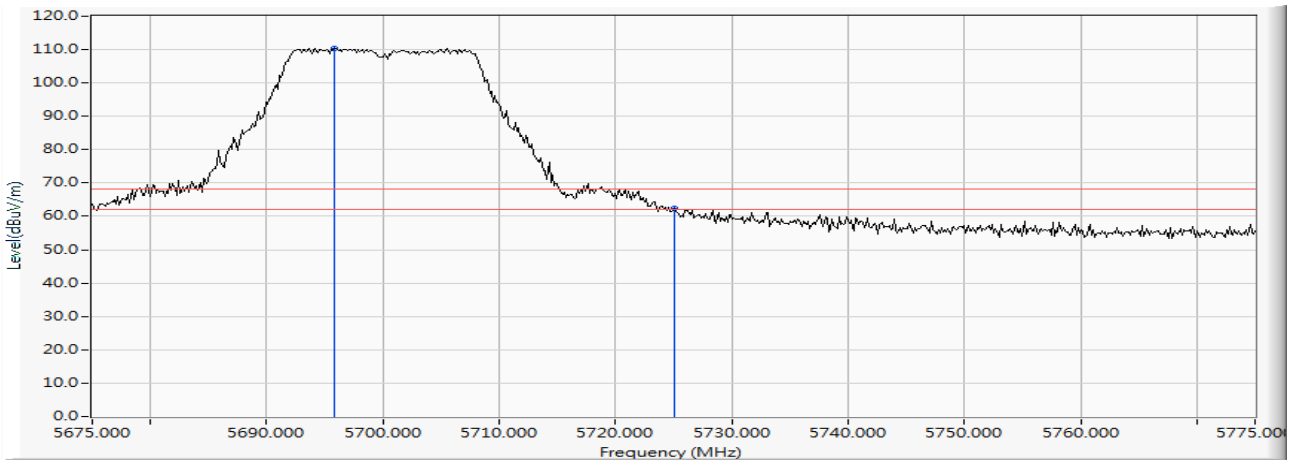

		Frequency (MHz)	Correct Factor (dB)	Reading Level (dBuV)	Measure Level (dBuV/m)	Margin (dB)	Limit (dBuV/m)	Detector Type
1	*	5695.870	13.012	97.327	110.338	42.118	68.220	PEAK
2		5725.000	12.930	49.544	62.474	-5.746	68.220	PEAK

Product : Intel® Wireless-AC 9560
Test Item : Band Edge Data
Test Date : 2018/12/27
Test Mode : Mode 1 SISO A: Transmit (802.11a_6Mbps) -Channel 149 (5745MHz)

Horizontal

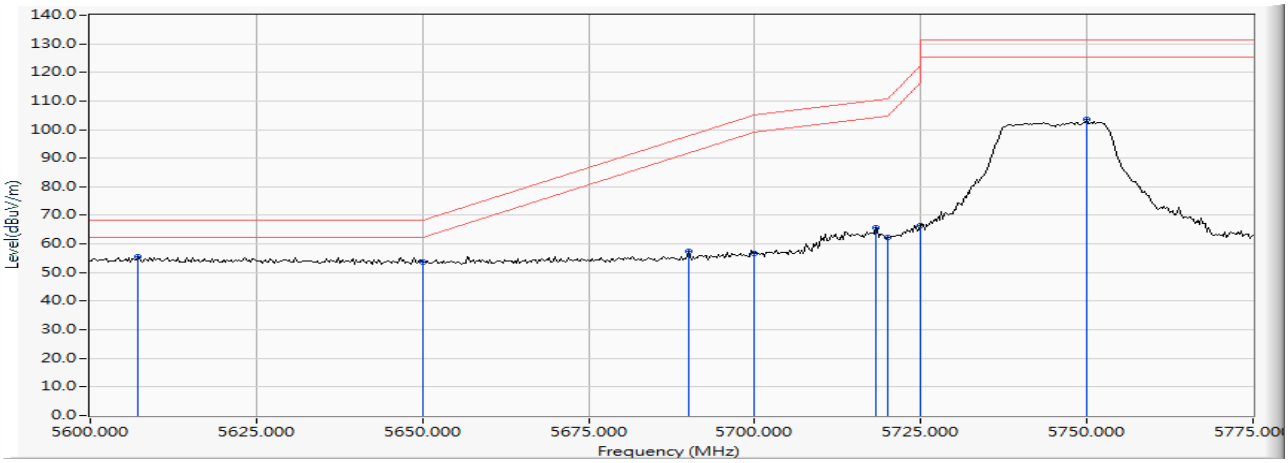

		Frequency (MHz)	Correct Factor (dB)	Reading Level (dBuV)	Measure Level (dBuV/m)	Margin (dB)	Limit (dBuV/m)	Detector Type
1	*	5607.101	11.453	44.088	55.542	-12.678	68.220	PEAK
2		5650.000	11.554	42.024	53.579	-14.641	68.220	PEAK
3		5690.036	11.647	45.591	57.239	-40.592	97.831	PEAK
4		5700.000	11.647	45.166	56.813	-48.387	105.200	PEAK
5		5718.188	11.613	54.018	65.631	-44.662	110.293	PEAK
6		5720.000	11.607	50.678	62.285	-48.515	110.800	PEAK
7		5725.000	11.592	54.805	66.397	-55.803	122.200	PEAK
8		5749.891	11.513	91.923	103.436	-27.764	131.200	PEAK

Product : Intel® Wireless-AC 9560
Test Item : Band Edge Data
Test Date : 2018/12/27
Test Mode : Mode 1 SISO A: Transmit (802.11a_6Mbps) -Channel 149 (5745MHz)

Vertical

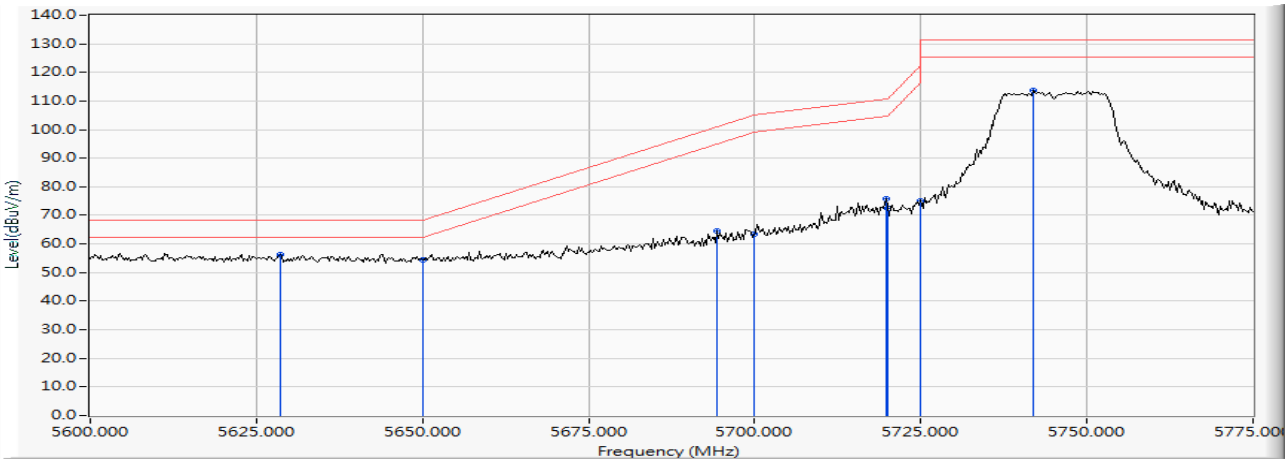

		Frequency (MHz)	Correct Factor (dB)	Reading Level (dBuV)	Measure Level (dBuV/m)	Margin (dB)	Limit (dBuV/m)	Detector Type
1	*	5628.659	13.035	43.281	56.316	-11.904	68.220	PEAK
2		5650.000	13.029	41.425	54.454	-13.766	68.220	PEAK
3		5694.348	13.014	51.672	64.686	-36.334	101.020	PEAK
4		5700.000	13.003	50.530	63.533	-41.667	105.200	PEAK
5		5719.710	12.948	62.873	75.821	-34.898	110.719	PEAK
6		5720.000	12.947	59.642	72.589	-38.211	110.800	PEAK
7		5725.000	12.930	62.180	75.110	-47.090	122.200	PEAK
8		5742.029	12.871	100.773	113.644	-17.556	131.200	PEAK

Product : Intel® Wireless-AC 9560
Test Item : Band Edge Data
Test Date : 2018/12/27
Test Mode : Mode 1 SISO A: Transmit (802.11a_6Mbps) -Channel 165 (5825MHz)

Horizontal

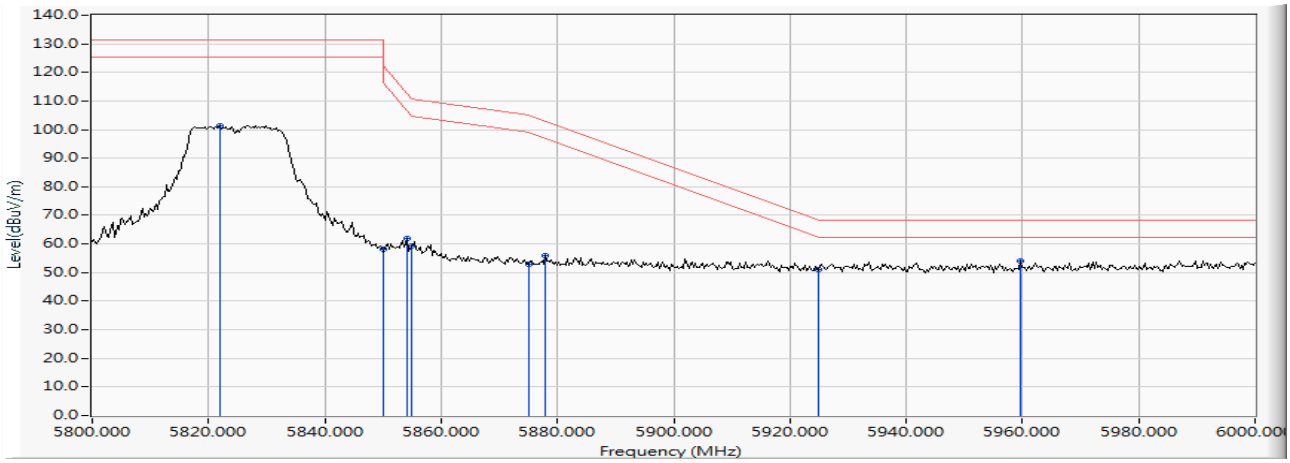

		Frequency (MHz)	Correct Factor (dB)	Reading Level (dBuV)	Measure Level (dBuV/m)	Margin (dB)	Limit (dBuV/m)	Detector Type
1		5822.029	11.508	89.917	101.424	-29.776	131.200	PEAK
2		5850.000	11.701	46.312	58.013	-64.187	122.200	PEAK
3		5854.203	11.730	50.148	61.878	-50.739	112.617	PEAK
4		5855.000	11.735	47.599	59.334	-51.466	110.800	PEAK
5		5875.000	11.873	40.931	52.804	-52.396	105.200	PEAK
6		5877.971	11.894	43.861	55.755	-47.246	103.001	PEAK
7		5925.000	12.068	39.053	51.122	-17.078	68.200	PEAK
8	*	5959.710	12.097	41.925	54.021	-14.179	68.200	PEAK

Product : Intel® Wireless-AC 9560
Test Item : Band Edge Data
Test Date : 2018/12/27
Test Mode : Mode 1 SISO A: Transmit (802.11a_6Mbps) -Channel 165 (5825MHz)

Vertical

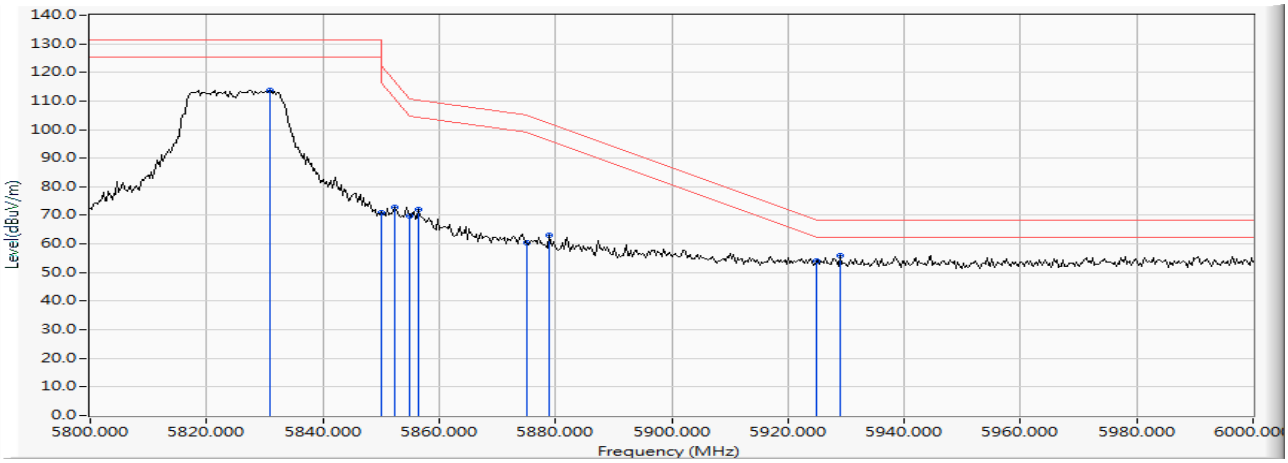

		Frequency (MHz)	Correct Factor (dB)	Reading Level (dBuV)	Measure Level (dBuV/m)	Margin (dB)	Limit (dBuV/m)	Detector Type
1		5831.014	12.733	101.110	113.844	-17.356	131.200	PEAK
2		5850.000	12.774	58.059	70.833	-51.367	122.200	PEAK
3		5852.464	12.779	60.182	72.961	-43.621	116.582	PEAK
4		5855.000	12.784	57.215	69.999	-40.801	110.800	PEAK
5		5856.522	12.787	59.211	71.998	-38.376	110.374	PEAK
6		5875.000	12.825	47.466	60.291	-44.909	105.200	PEAK
7		5878.841	12.834	50.297	63.130	-39.228	102.358	PEAK
8		5925.000	12.911	41.072	53.983	-14.217	68.200	PEAK
9	*	5928.986	12.916	42.974	55.891	-12.309	68.200	PEAK

Product : Intel® Wireless-AC 9560
Test Item : Band Edge Data
Test Date : 2018/12/27
Test Mode : Mode 1 SISO A: Transmit (802.11n-20BW_7.2Mbps) -Channel 36 (5180MHz)

Horizontal

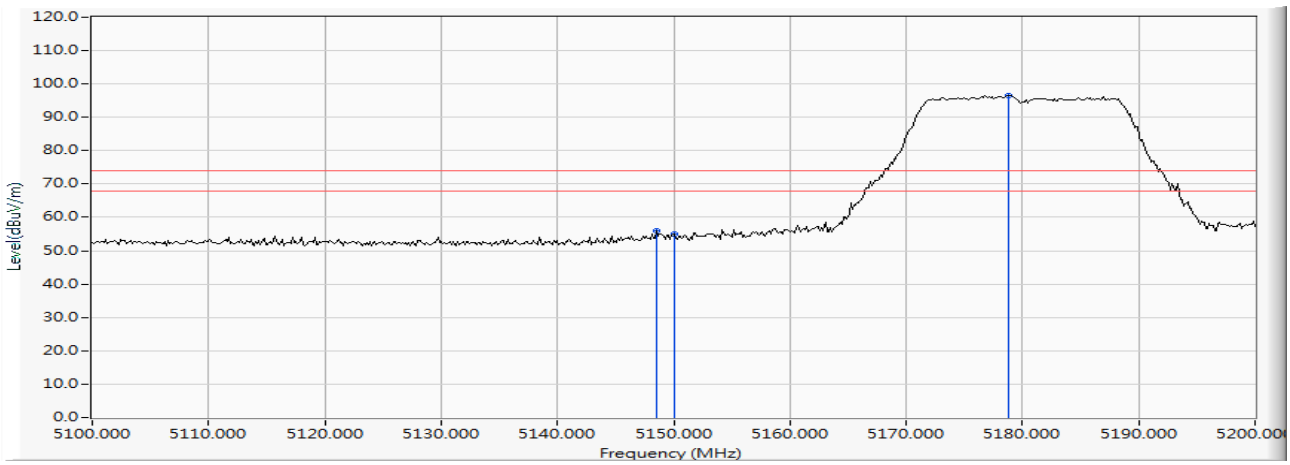

		Frequency (MHz)	Correct Factor (dB)	Reading Level (dBuV)	Measure Level (dBuV/m)	Margin (dB)	Limit (dBuV/m)	Detector Type
1		5148.551	10.474	45.509	55.983	-18.017	74.000	PEAK
2		5150.000	10.470	44.682	55.153	-18.847	74.000	PEAK
3	*	5178.841	10.397	86.109	96.506	22.506	74.000	PEAK

Note:

1. All readings above 1GHz are performed with peak and/or average measurements as necessary.
2. Measurement Level = Reading Level + Correct Factor.
3. The average measurement was not performed when the peak measured data under the limit of average detection.

Product : Intel® Wireless-AC 9560
Test Item : Band Edge Data
Test Date : 2018/12/27
Test Mode : Mode 1 SISO A: Transmit (802.11n-20BW_7.2Mbps) -Channel 36 (5180MHz)

Horizontal

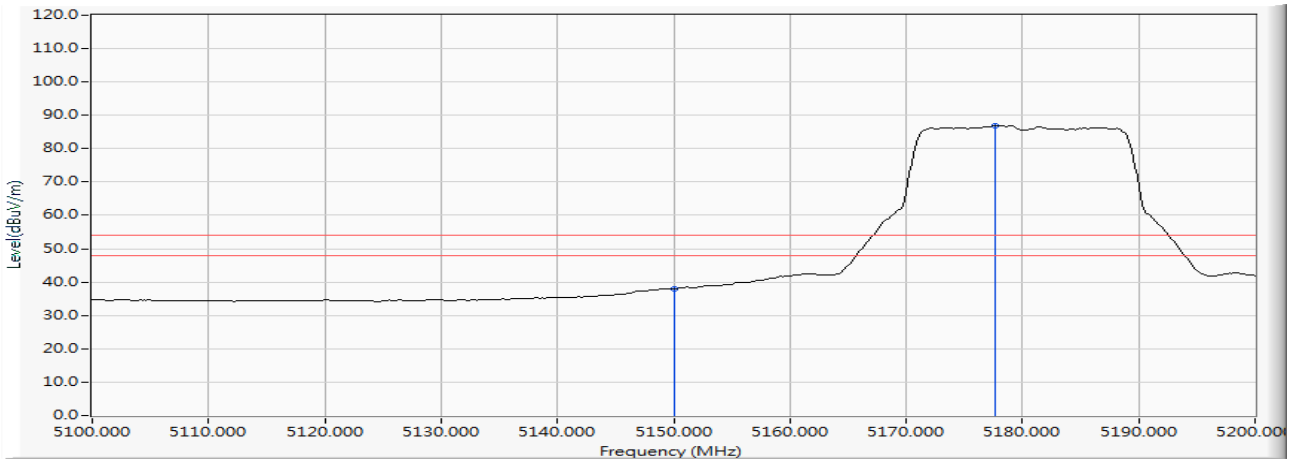

		Frequency (MHz)	Correct Factor (dB)	Reading Level (dBuV)	Measure Level (dBuV/m)	Margin (dB)	Limit (dBuV/m)	Detector Type
1		5150.000	10.470	27.492	37.963	-16.037	54.000	AVERAGE
2	*	5177.681	10.400	76.417	86.817	32.817	54.000	AVERAGE

Note:

1. All readings above 1GHz are performed with peak and/or average measurements as necessary.
2. Measurement Level = Reading Level + Correct Factor.
3. The average measurement was not performed when the peak measured data under the limit of average detection.

Product : Intel® Wireless-AC 9560
Test Item : Band Edge Data
Test Date : 2018/12/27
Test Mode : Mode 1 SISO A: Transmit (802.11n-20BW_7.2Mbps) -Channel 36 (5180MHz)

Vertical

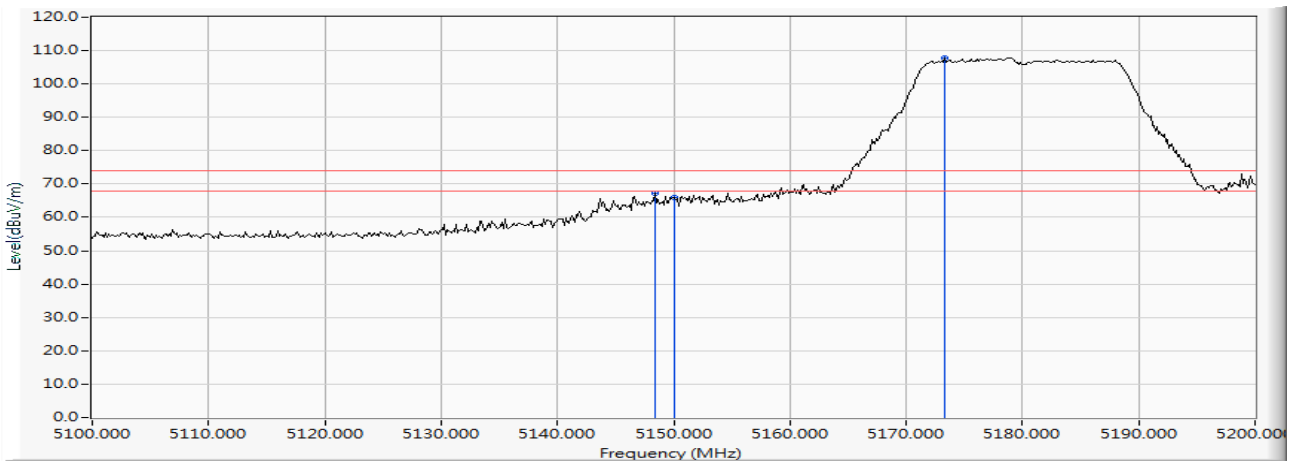

		Frequency (MHz)	Correct Factor (dB)	Reading Level (dBuV)	Measure Level (dBuV/m)	Margin (dB)	Limit (dBuV/m)	Detector Type
1		5148.406	12.385	54.854	67.238	-6.762	74.000	PEAK
2		5150.000	12.390	53.552	65.942	-8.058	74.000	PEAK
3	*	5173.333	12.478	95.322	107.799	33.799	74.000	PEAK

Note:

1. All readings above 1GHz are performed with peak and/or average measurements as necessary.
2. Measurement Level = Reading Level + Correct Factor.
3. The average measurement was not performed when the peak measured data under the limit of average detection.

Product : Intel® Wireless-AC 9560
Test Item : Band Edge Data
Test Date : 2018/12/27
Test Mode : Mode 1 SISO A: Transmit (802.11n-20BW_7.2Mbps) -Channel 36 (5180MHz)

Vertical

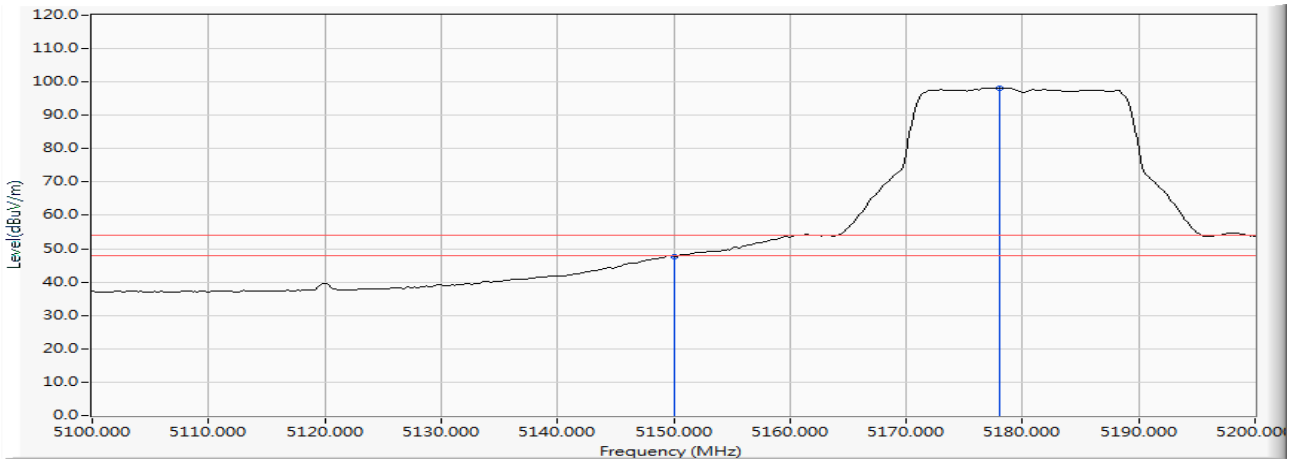

		Frequency (MHz)	Correct Factor (dB)	Reading Level (dBuV)	Measure Level (dBuV/m)	Margin (dB)	Limit (dBuV/m)	Detector Type
1		5150.000	12.390	35.285	47.675	-6.325	54.000	AVERAGE
2	*	5177.971	12.493	85.730	98.224	44.224	54.000	AVERAGE

Note:

1. All readings above 1GHz are performed with peak and/or average measurements as necessary.
2. Measurement Level = Reading Level + Correct Factor.
3. The average measurement was not performed when the peak measured data under the limit of average detection.

Product : Intel® Wireless-AC 9560
Test Item : Band Edge Data
Test Date : 2018/12/27
Test Mode : Mode 1 SISO A: Transmit (802.11n-20BW_7.2Mbps) -Channel 64 (5320MHz)

Horizontal

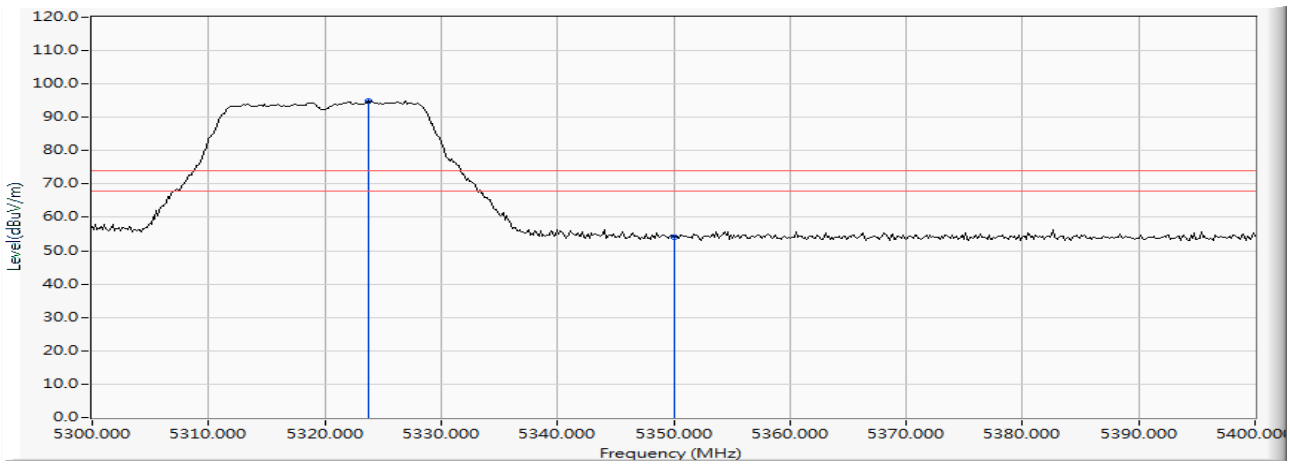

		Frequency (MHz)	Correct Factor (dB)	Reading Level (dBuV)	Measure Level (dBuV/m)	Margin (dB)	Limit (dBuV/m)	Detector Type
1	*	5323.768	11.092	83.935	95.026	21.026	74.000	PEAK
2		5350.000	11.024	43.090	54.114	-19.886	74.000	PEAK

Note:

1. All readings above 1GHz are performed with peak and/or average measurements as necessary.
2. Measurement Level = Reading Level + Correct Factor.
3. The average measurement was not performed when the peak measured data under the limit of average detection.

Product : Intel® Wireless-AC 9560
Test Item : Band Edge Data
Test Date : 2018/12/27
Test Mode : Mode 1 SISO A: Transmit (802.11n-20BW_7.2Mbps) -Channel 64 (5320MHz)

Horizontal

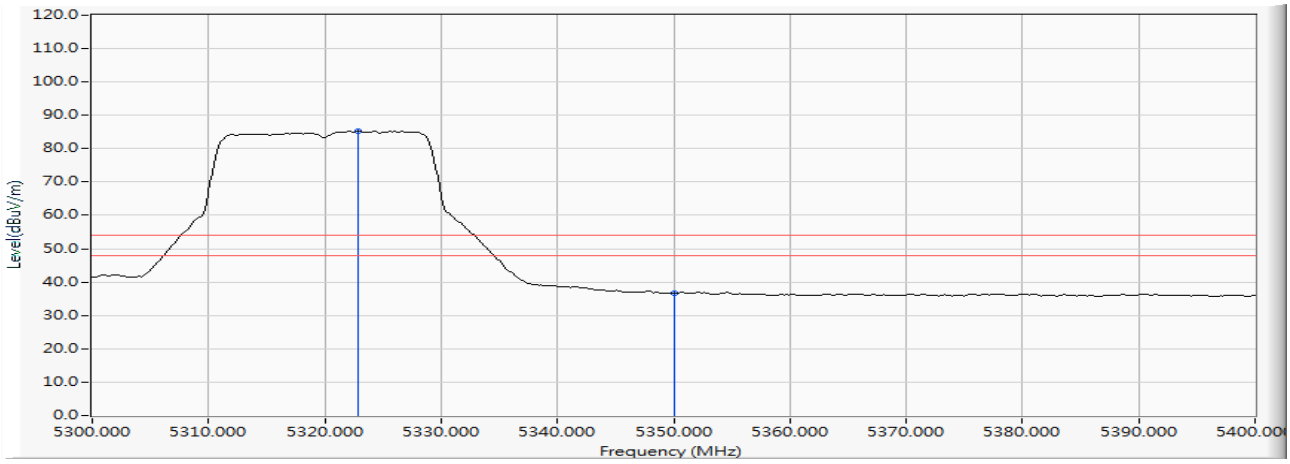

		Frequency (MHz)	Correct Factor (dB)	Reading Level (dBuV)	Measure Level (dBuV/m)	Margin (dB)	Limit (dBuV/m)	Detector Type
1	*	5322.899	11.094	74.106	85.199	31.199	54.000	AVERAGE
2		5350.000	11.024	25.644	36.668	-17.332	54.000	AVERAGE

Note:

1. All readings above 1GHz are performed with peak and/or average measurements as necessary.
2. Measurement Level = Reading Level + Correct Factor.
3. The average measurement was not performed when the peak measured data under the limit of average detection.

Product : Intel® Wireless-AC 9560
Test Item : Band Edge Data
Test Date : 2018/12/27
Test Mode : Mode 1 SISO A: Transmit (802.11n-20BW_7.2Mbps) -Channel 64 (5320MHz)

Vertical

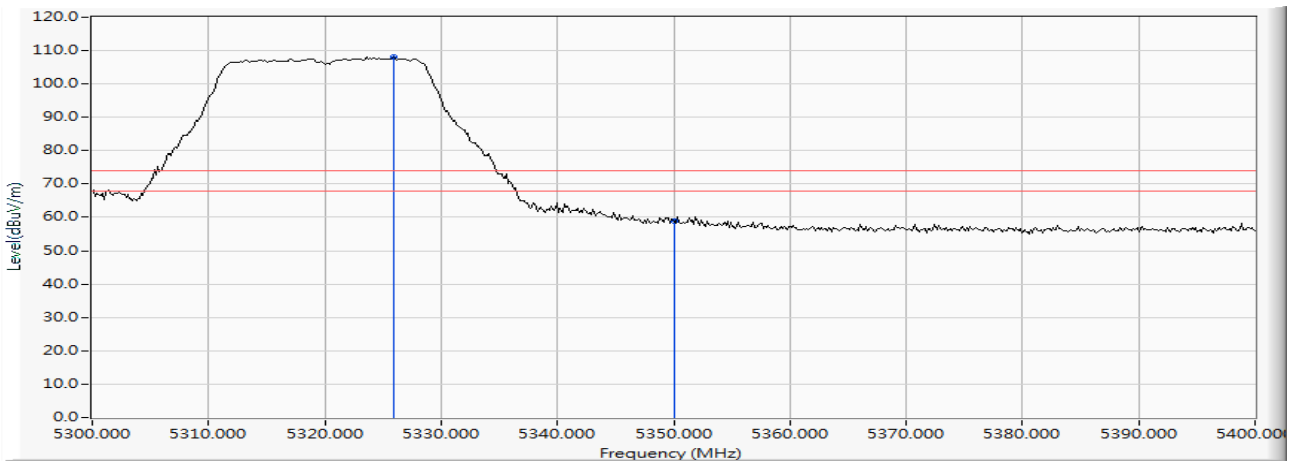

		Frequency (MHz)	Correct Factor (dB)	Reading Level (dBuV)	Measure Level (dBuV/m)	Margin (dB)	Limit (dBuV/m)	Detector Type
1	*	5325.942	13.014	94.992	108.006	34.006	74.000	PEAK
2		5350.000	12.999	45.937	58.936	-15.064	74.000	PEAK

Note:

1. All readings above 1GHz are performed with peak and/or average measurements as necessary.
2. Measurement Level = Reading Level + Correct Factor.
3. The average measurement was not performed when the peak measured data under the limit of average detection.

Product : Intel® Wireless-AC 9560
Test Item : Band Edge Data
Test Date : 2018/12/27
Test Mode : Mode 1 SISO A: Transmit (802.11n-20BW_7.2Mbps) -Channel 64 (5320MHz)

Vertical

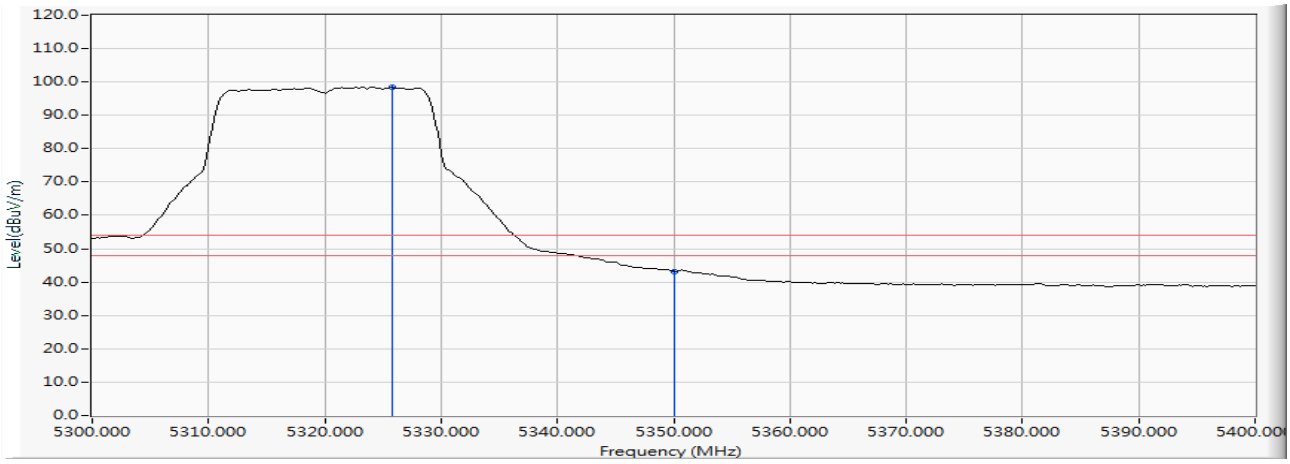

		Frequency (MHz)	Correct Factor (dB)	Reading Level (dBuV)	Measure Level (dBuV/m)	Margin (dB)	Limit (dBuV/m)	Detector Type
1	*	5325.797	13.014	85.327	98.341	44.341	54.000	AVERAGE
2		5350.000	12.999	30.227	43.226	-10.774	54.000	AVERAGE

Note:

1. All readings above 1GHz are performed with peak and/or average measurements as necessary.
2. Measurement Level = Reading Level + Correct Factor.
3. The average measurement was not performed when the peak measured data under the limit of average detection.

Product : Intel® Wireless-AC 9560
Test Item : Band Edge Data
Test Date : 2018/12/27
Test Mode : Mode 1 SISO A: Transmit (802.11n-20BW_7.2Mbps) -Channel 100 (5500MHz)

Horizontal

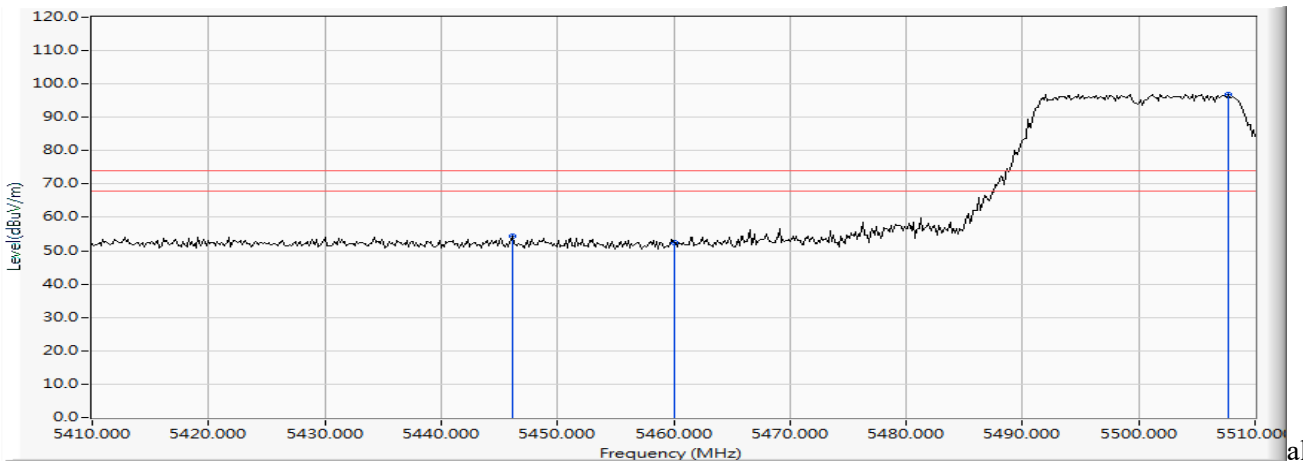

al

		Frequency (MHz)	Correct Factor (dB)	Reading Level (dBuV)	Measure Level (dBuV/m)	Margin (dB)	Limit (dBuV/m)	Detector Type
1		5446.087	11.516	42.742	54.258	-19.742	74.000	PEAK
2		5460.000	11.703	40.850	52.553	-21.447	74.000	PEAK
3	*	5507.681	12.183	84.792	96.974	22.974	74.000	PEAK

Note:

1. All readings above 1GHz are performed with peak and/or average measurements as necessary.
2. Measurement Level = Reading Level + Correct Factor.
3. The average measurement was not performed when the peak measured data under the limit of average detection.

Product : Intel® Wireless-AC 9560
Test Item : Band Edge Data
Test Date : 2018/12/27
Test Mode : Mode 1 SISO A: Transmit (802.11n-20BW_7.2Mbps) -Channel 100 (5500MHz)

Horizontal

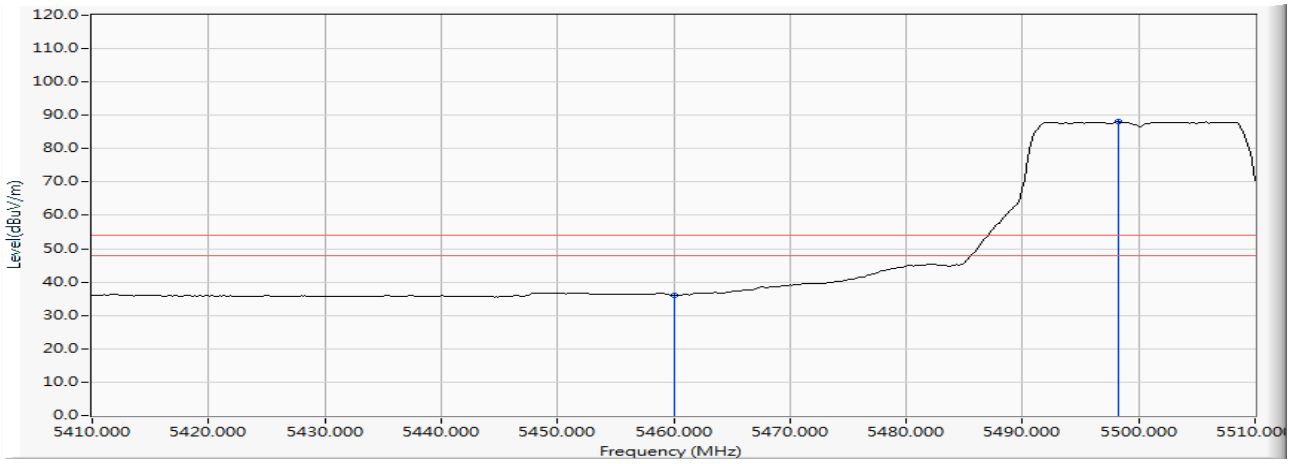

		Frequency (MHz)	Correct Factor (dB)	Reading Level (dBuV)	Measure Level (dBuV/m)	Margin (dB)	Limit (dBuV/m)	Detector Type
1		5460.000	11.703	24.311	36.014	-17.986	54.000	AVERAGE
2	*	5498.261	12.156	75.906	88.063	34.063	54.000	AVERAGE

Note:

1. All readings above 1GHz are performed with peak and/or average measurements as necessary.
2. Measurement Level = Reading Level + Correct Factor.
3. The average measurement was not performed when the peak measured data under the limit of average detection.

Product : Intel® Wireless-AC 9560
Test Item : Band Edge Data
Test Date : 2018/12/27
Test Mode : Mode 1 SISO A: Transmit (802.11n-20BW_7.2Mbps) -Channel 100 (5500MHz)

Vertical

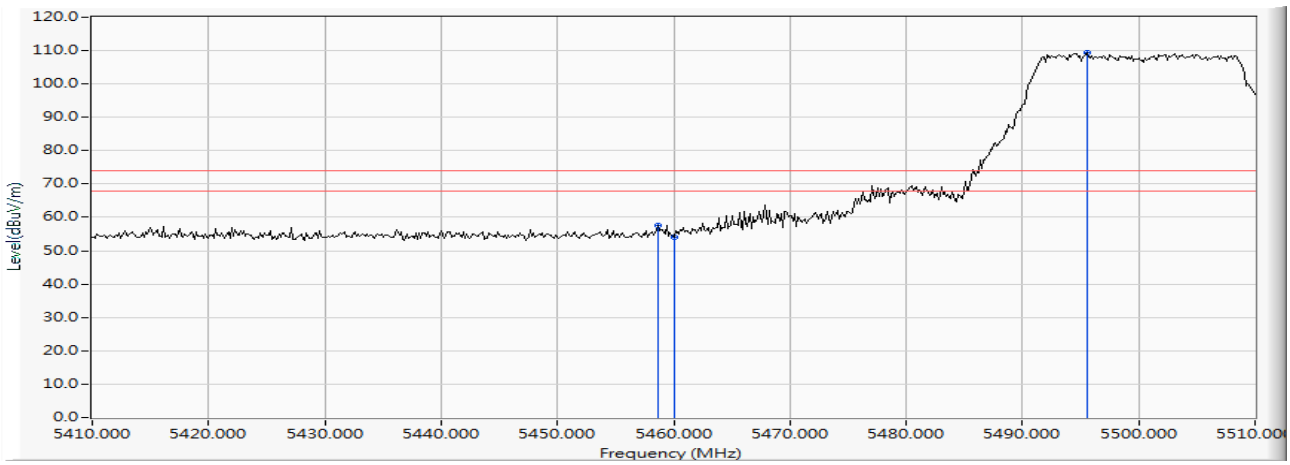

		Frequency (MHz)	Correct Factor (dB)	Reading Level (dBuV)	Measure Level (dBuV/m)	Margin (dB)	Limit (dBuV/m)	Detector Type
1		5458.696	13.380	44.112	57.492	-16.508	74.000	PEAK
2		5460.000	13.390	40.718	54.108	-19.892	74.000	PEAK
3	*	5495.507	13.615	95.698	109.313	35.313	74.000	PEAK

Note:

1. All readings above 1GHz are performed with peak and/or average measurements as necessary.
2. Measurement Level = Reading Level + Correct Factor.
3. The average measurement was not performed when the peak measured data under the limit of average detection.

Product : Intel® Wireless-AC 9560
Test Item : Band Edge Data
Test Date : 2018/12/27
Test Mode : Mode 1 SISO A: Transmit (802.11n-20BW_7.2Mbps) -Channel 100 (5500MHz)

Vertical

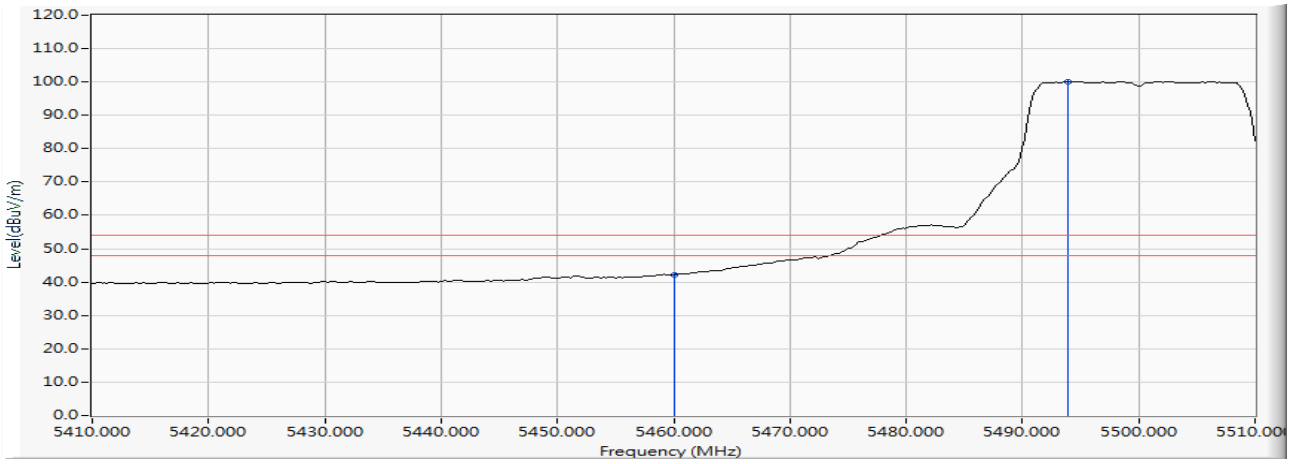

		Frequency (MHz)	Correct Factor (dB)	Reading Level (dBuV)	Measure Level (dBuV/m)	Margin (dB)	Limit (dBuV/m)	Detector Type
1		5460.000	13.390	28.873	42.263	-11.737	54.000	AVERAGE
2	*	5493.913	13.610	86.535	100.145	46.145	54.000	AVERAGE

Note:

1. All readings above 1GHz are performed with peak and/or average measurements as necessary.
2. Measurement Level = Reading Level + Correct Factor.
3. The average measurement was not performed when the peak measured data under the limit of average detection.

Product : Intel® Wireless-AC 9560
Test Item : Band Edge Data
Test Date : 2018/12/27
Test Mode : Mode 1 SISO A: Transmit (802.11n-20BW_7.2Mbps) -Channel 100 (5500MHz)

Horizontal

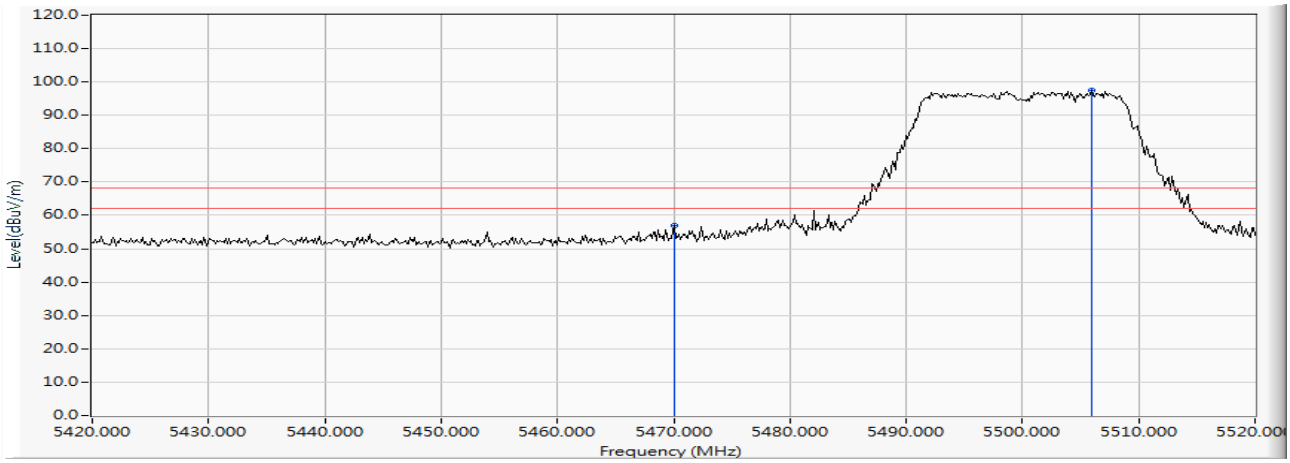

		Frequency (MHz)	Correct Factor (dB)	Reading Level (dBuV)	Measure Level (dBuV/m)	Margin (dB)	Limit (dBuV/m)	Detector Type
1		5470.000	11.838	44.968	56.806	-11.414	68.220	PEAK
2	*	5505.942	12.196	85.130	97.326	29.106	68.220	PEAK

Product : Intel® Wireless-AC 9560
Test Item : Band Edge Data
Test Date : 2018/12/27
Test Mode : Mode 1 SISO A: Transmit (802.11n-20BW_7.2Mbps) -Channel 100 (5500MHz)

Vertical

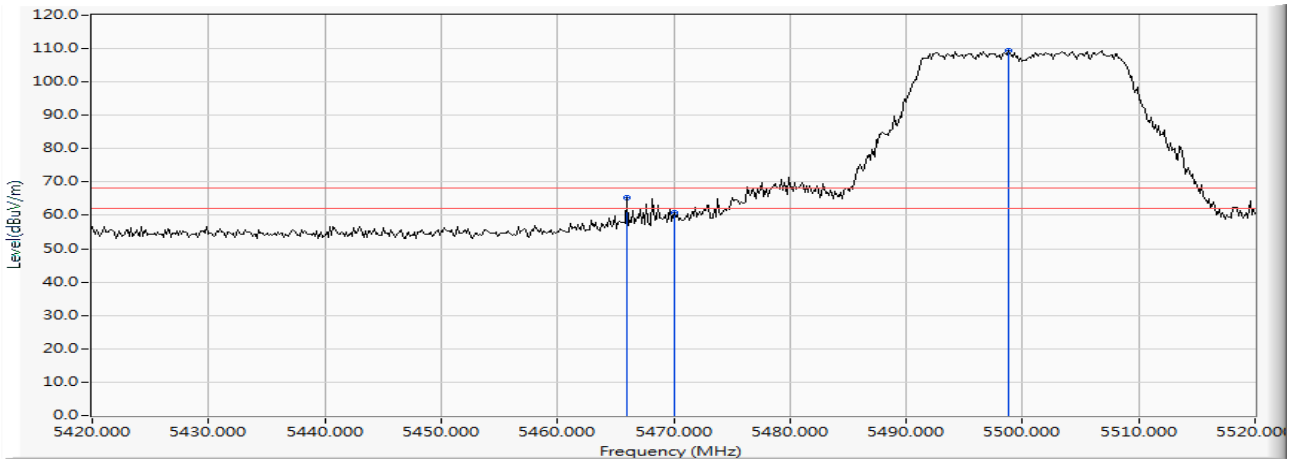

		Frequency (MHz)	Correct Factor (dB)	Reading Level (dBuV)	Measure Level (dBuV/m)	Margin (dB)	Limit (dBuV/m)	Detector Type
1		5465.942	13.432	51.870	65.303	-2.917	68.220	PEAK
2		5470.000	13.462	47.351	60.813	-7.407	68.220	PEAK
3	*	5498.841	13.625	95.878	109.504	41.284	68.220	PEAK

Product : Intel® Wireless-AC 9560
Test Item : Band Edge Data
Test Date : 2018/12/27
Test Mode : Mode 1 SISO A: Transmit (802.11n-20BW_7.2Mbps) -Channel 140 (5700MHz)

Horizontal

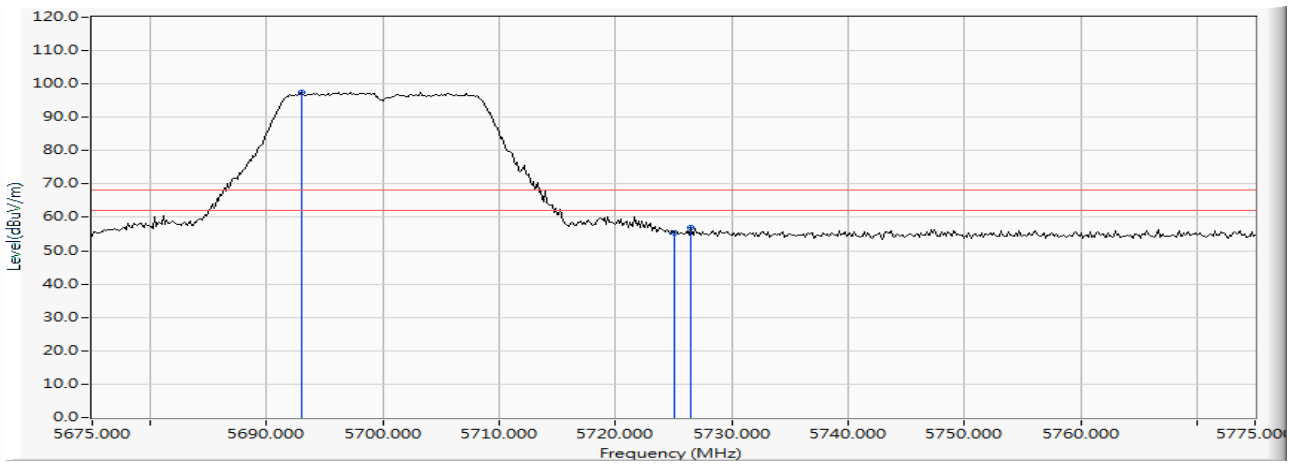

		Frequency (MHz)	Correct Factor (dB)	Reading Level (dBuV)	Measure Level (dBuV/m)	Margin (dB)	Limit (dBuV/m)	Detector Type
1	*	5692.971	11.652	85.949	97.601	29.381	68.220	PEAK
2		5725.000	11.592	43.605	55.197	-13.023	68.220	PEAK
3		5726.449	11.588	45.427	57.014	-11.206	68.220	PEAK

Product : Intel® Wireless-AC 9560
Test Item : Band Edge Data
Test Date : 2018/12/27
Test Mode : Mode 1 SISO A: Transmit (802.11n-20BW_7.2Mbps) -Channel 140 (5700MHz)

Vertical

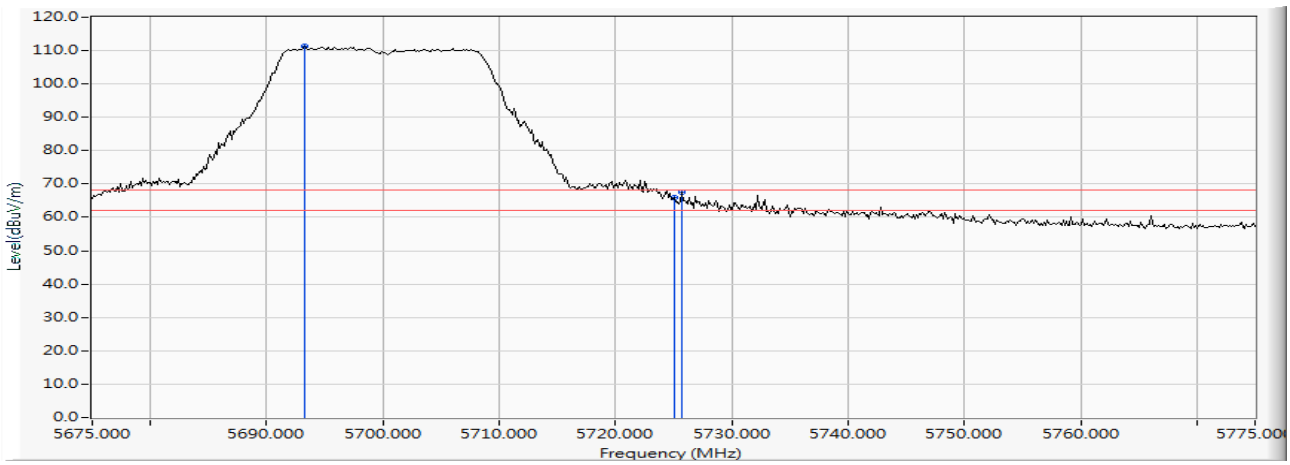

		Frequency (MHz)	Correct Factor (dB)	Reading Level (dBuV)	Measure Level (dBuV/m)	Margin (dB)	Limit (dBuV/m)	Detector Type
1	*	5693.261	13.015	98.351	111.367	43.147	68.220	PEAK
2		5725.000	12.930	52.963	65.893	-2.327	68.220	PEAK
3		5725.725	12.928	54.631	67.559	-0.661	68.220	PEAK

Product : Intel® Wireless-AC 9560
Test Item : Band Edge Data
Test Date : 2018/12/27
Test Mode : Mode 1 SISO A: Transmit (802.11n-20BW_7.2Mbps) -Channel 149 (5745MHz)

Horizontal

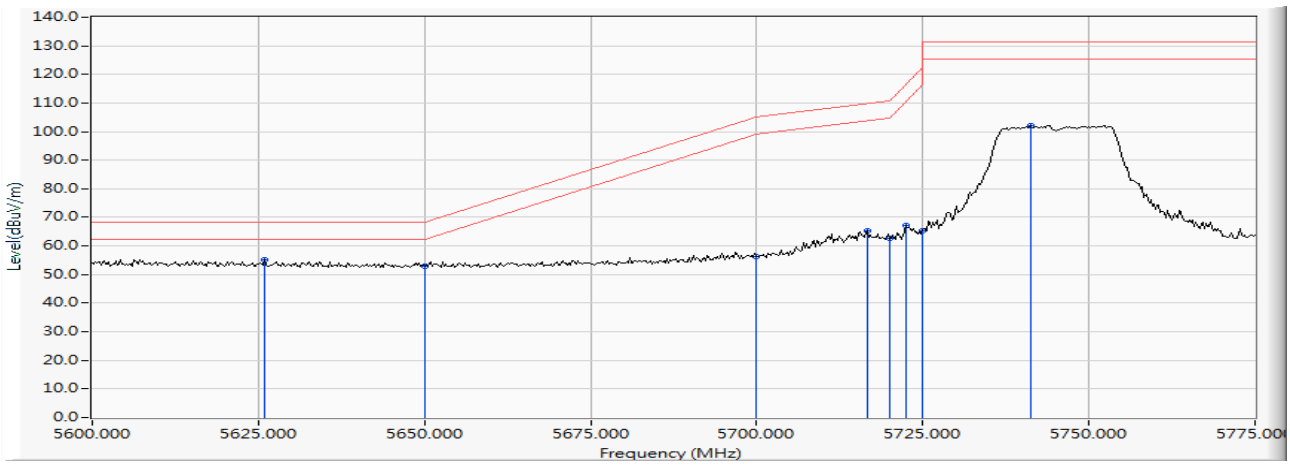

		Frequency (MHz)	Correct Factor (dB)	Reading Level (dBuV)	Measure Level (dBuV/m)	Margin (dB)	Limit (dBuV/m)	Detector Type
1	*	5625.870	11.497	43.769	55.266	-12.954	68.220	PEAK
2		5650.000	11.554	41.394	52.949	-15.271	68.220	PEAK
3		5700.000	11.647	44.640	56.287	-48.913	105.200	PEAK
4		5716.667	11.617	53.750	65.367	-44.500	109.867	PEAK
5		5720.000	11.607	50.889	62.496	-48.304	110.800	PEAK
6		5722.500	11.600	55.405	67.005	-49.495	116.500	PEAK
7		5725.000	11.592	53.736	65.328	-56.872	122.200	PEAK
8		5741.268	11.541	90.577	102.117	-29.083	131.200	PEAK

Product : Intel® Wireless-AC 9560
Test Item : Band Edge Data
Test Date : 2018/12/27
Test Mode : Mode 1 SISO A: Transmit (802.11n-20BW_7.2Mbps) -Channel 149 (5745MHz)

Vertical

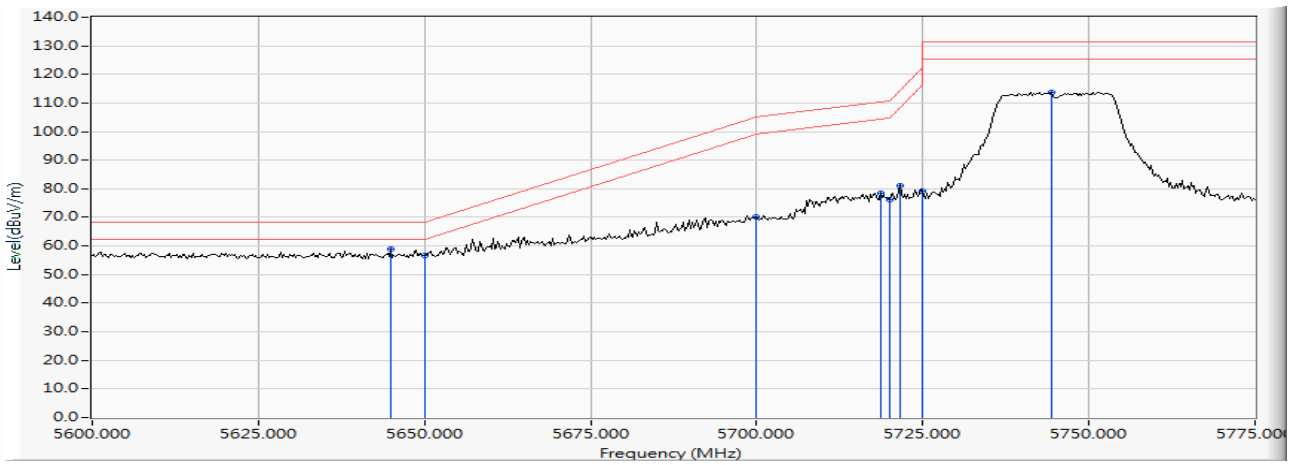

		Frequency (MHz)	Correct Factor (dB)	Reading Level (dBuV)	Measure Level (dBuV/m)	Margin (dB)	Limit (dBuV/m)	Detector Type
1	*	5644.891	13.030	46.062	59.092	-9.128	68.220	PEAK
2		5650.000	13.029	43.747	56.776	-11.444	68.220	PEAK
3		5700.000	13.003	57.124	70.127	-35.073	105.200	PEAK
4		5718.696	12.951	65.336	78.288	-32.147	110.435	PEAK
5		5720.000	12.947	63.421	76.368	-34.432	110.800	PEAK
6		5721.486	12.942	68.318	81.260	-32.928	114.188	PEAK
7		5725.000	12.930	66.175	79.105	-43.095	122.200	PEAK
8		5744.312	12.863	100.848	113.711	-17.489	131.200	PEAK

Product : Intel® Wireless-AC 9560
Test Item : Band Edge Data
Test Date : 2018/12/27
Test Mode : Mode 1 SISO A: Transmit (802.11n-20BW_7.2Mbps) -Channel 165 (5825MHz)

Horizontal

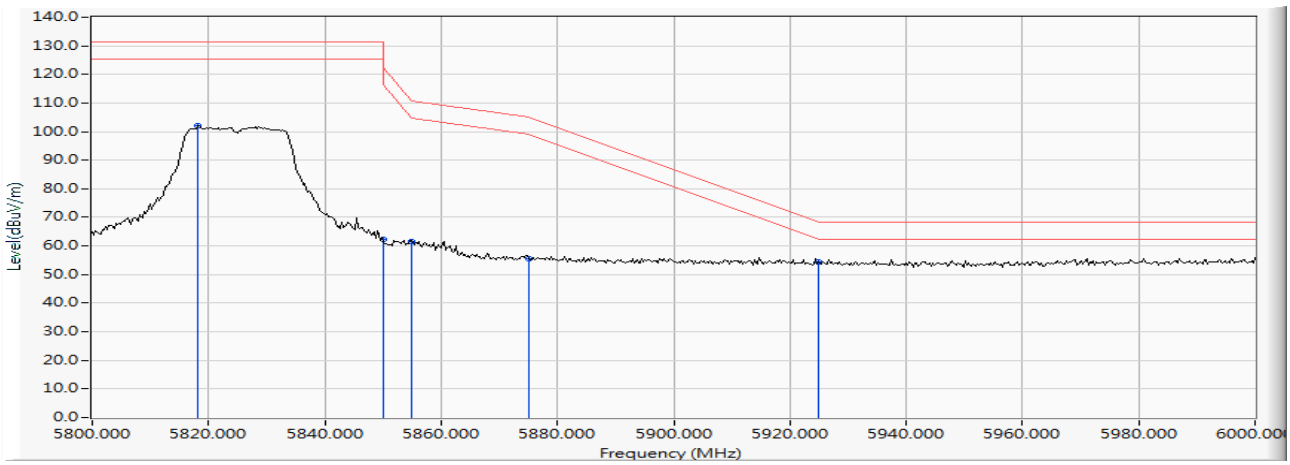

		Frequency (MHz)	Correct Factor (dB)	Reading Level (dBuV)	Measure Level (dBuV/m)	Margin (dB)	Limit (dBuV/m)	Detector Type
1		5818.261	11.482	90.614	102.096	-29.104	131.200	PEAK
2		5850.000	11.701	50.578	62.279	-59.921	122.200	PEAK
3		5855.000	11.735	49.897	61.632	-49.168	110.800	PEAK
4		5875.000	11.873	43.824	55.697	-49.503	105.200	PEAK
5	*	5925.000	12.068	42.289	54.358	-13.842	68.200	PEAK

Product : Intel® Wireless-AC 9560
Test Item : Band Edge Data
Test Date : 2018/12/27
Test Mode : Mode 1 SISO A: Transmit (802.11n-20BW_7.2Mbps) -Channel 165 (5825MHz)

Vertical

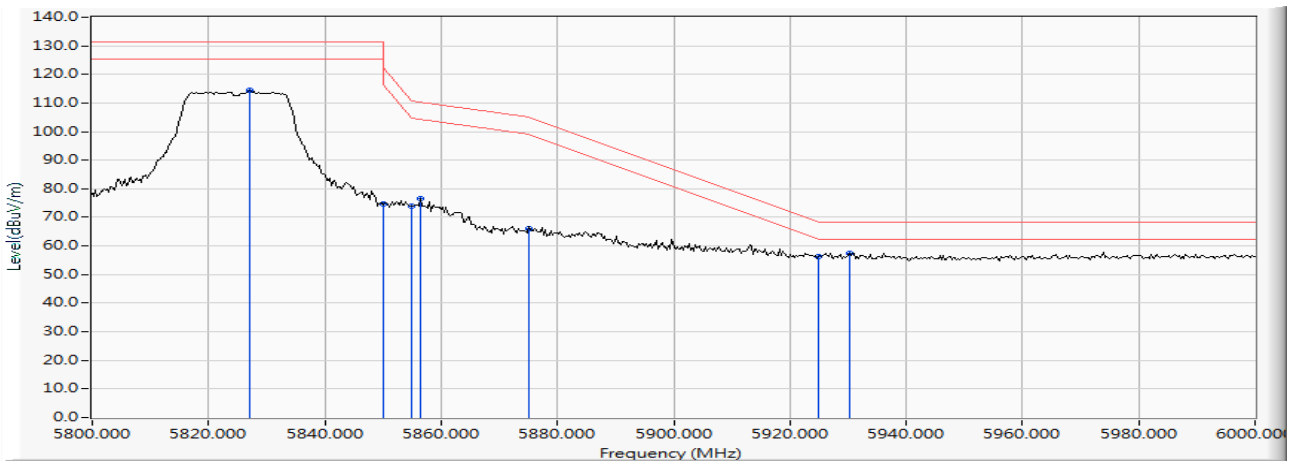

		Frequency (MHz)	Correct Factor (dB)	Reading Level (dBuV)	Measure Level (dBuV/m)	Margin (dB)	Limit (dBuV/m)	Detector Type
1		5826.957	12.725	101.591	114.316	-16.884	131.200	PEAK
2		5850.000	12.774	61.891	74.665	-47.535	122.200	PEAK
3		5855.000	12.784	61.097	73.881	-36.919	110.800	PEAK
4		5856.522	12.787	63.775	76.562	-33.812	110.374	PEAK
5		5875.000	12.825	53.369	66.194	-39.006	105.200	PEAK
6		5925.000	12.911	43.491	56.402	-11.798	68.200	PEAK
7	*	5930.145	12.918	44.676	57.594	-10.606	68.200	PEAK

Product : Intel® Wireless-AC 9560
Test Item : Band Edge Data
Test Date : 2018/12/27
Test Mode : Mode 1 SISO A: Transmit (802.11n-40BW_15Mbps) -Channel 38 (5190MHz)

Horizontal

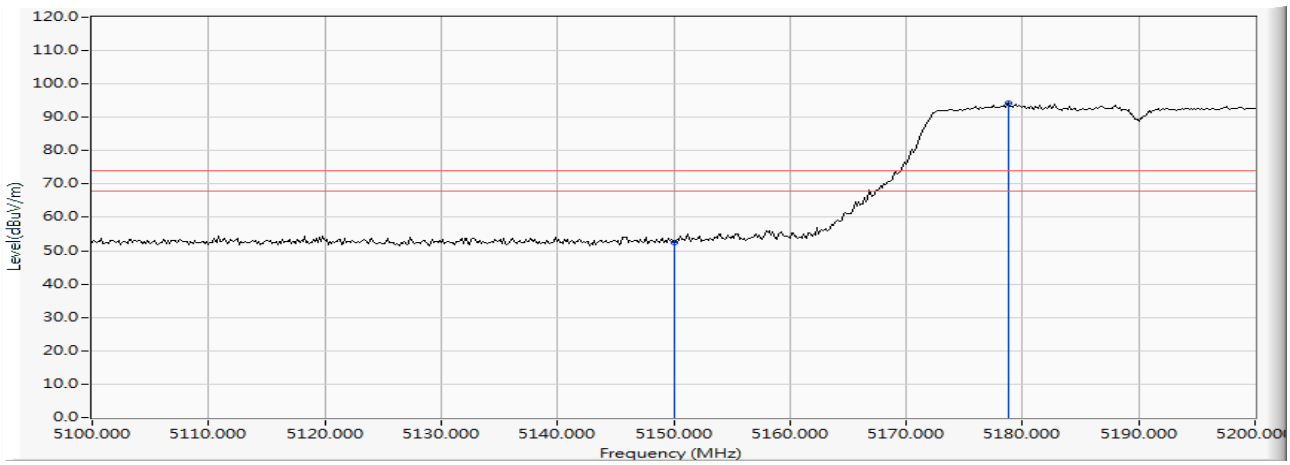

		Frequency (MHz)	Correct Factor (dB)	Reading Level (dBuV)	Measure Level (dBuV/m)	Margin (dB)	Limit (dBuV/m)	Detector Type
1		5150.000	10.470	42.084	52.555	-21.445	74.000	PEAK
2	*	5178.841	10.397	83.849	94.246	20.246	74.000	PEAK

Note:

1. All readings above 1GHz are performed with peak and/or average measurements as necessary.
2. Measurement Level = Reading Level + Correct Factor.
3. The average measurement was not performed when the peak measured data under the limit of average detection.

Product : Intel® Wireless-AC 9560
Test Item : Band Edge Data
Test Date : 2018/12/27
Test Mode : Mode 1 SISO A: Transmit (802.11n-40BW_15Mbps) -Channel 38 (5190MHz)

Horizontal

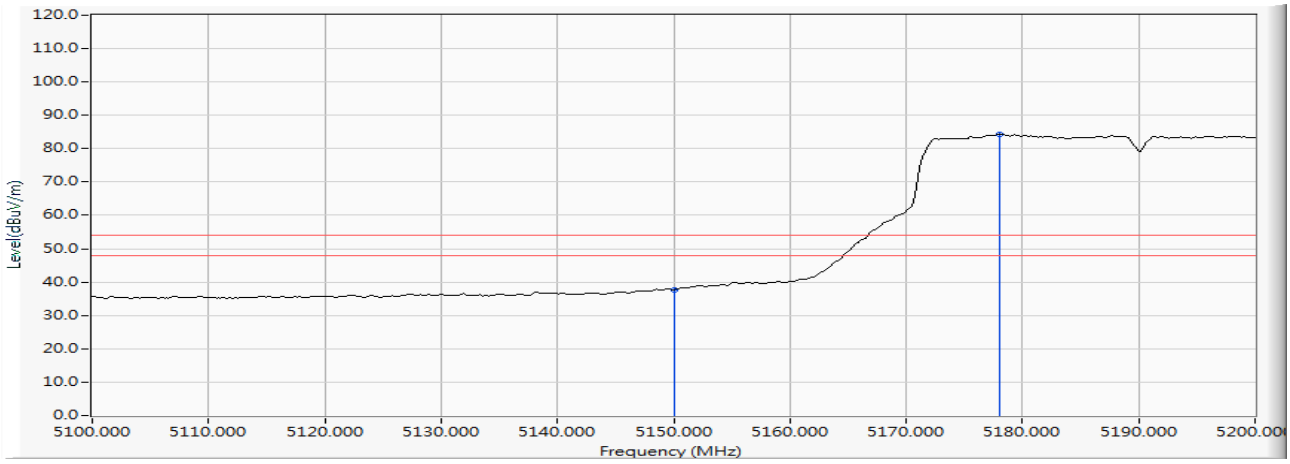

		Frequency (MHz)	Correct Factor (dB)	Reading Level (dBuV)	Measure Level (dBuV/m)	Margin (dB)	Limit (dBuV/m)	Detector Type
1		5150.000	10.470	27.216	37.687	-16.313	54.000	AVERAGE
2	*	5177.971	10.398	73.961	84.360	30.360	54.000	AVERAGE

Note:

1. All readings above 1GHz are performed with peak and/or average measurements as necessary.
2. Measurement Level = Reading Level + Correct Factor.
3. The average measurement was not performed when the peak measured data under the limit of average detection.

Product : Intel® Wireless-AC 9560
Test Item : Band Edge Data
Test Date : 2018/12/27
Test Mode : Mode 1 SISO A: Transmit (802.11n-40BW_15Mbps) -Channel 38 (5190MHz)

Vertical

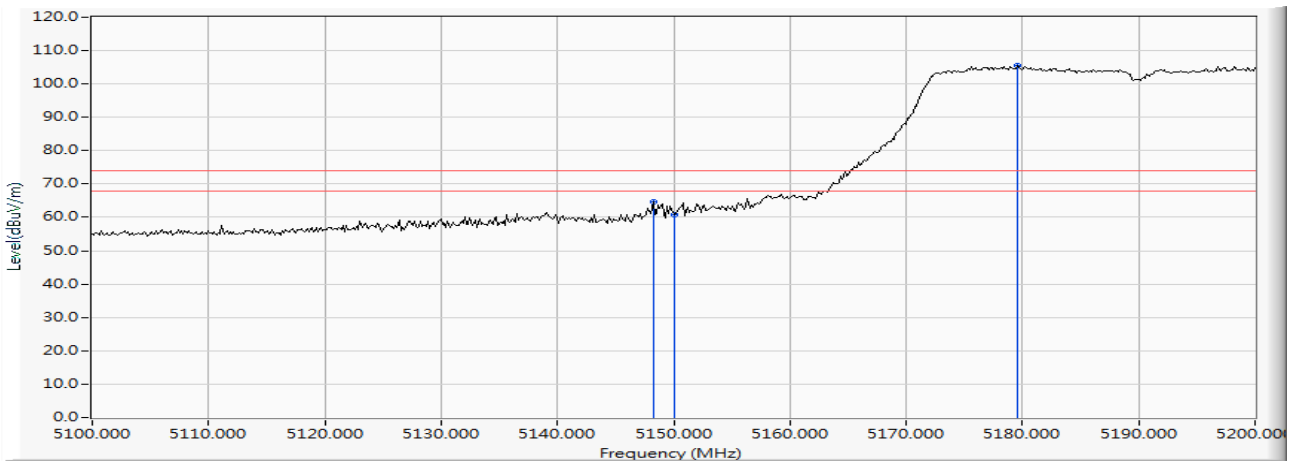

		Frequency (MHz)	Correct Factor (dB)	Reading Level (dBuV)	Measure Level (dBuV/m)	Margin (dB)	Limit (dBuV/m)	Detector Type
1		5148.261	12.384	52.199	64.583	-9.417	74.000	PEAK
2		5150.000	12.390	48.406	60.796	-13.204	74.000	PEAK
3	*	5179.565	12.499	92.889	105.389	31.389	74.000	PEAK

Note:

1. All readings above 1GHz are performed with peak and/or average measurements as necessary.
2. Measurement Level = Reading Level + Correct Factor.
3. The average measurement was not performed when the peak measured data under the limit of average detection.

Product	:	Intel® Wireless-AC 9560
Test Item	:	Band Edge Data
Test Date	:	2018/12/27
Test Mode	:	Mode 1 SISO A: Transmit (802.11n-40BW_15Mbps) -Channel 38 (5190MHz)

Vertical

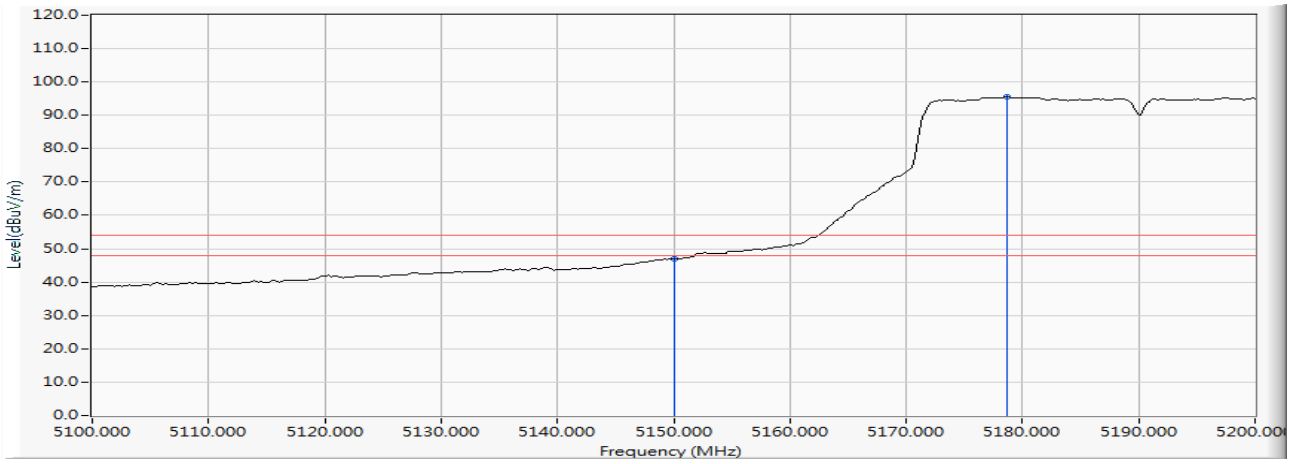

		Frequency (MHz)	Correct Factor (dB)	Reading Level (dBuV)	Measure Level (dBuV/m)	Margin (dB)	Limit (dBuV/m)	Detector Type
1		5150.000	12.390	34.469	46.859	-7.141	54.000	AVERAGE
2	*	5178.696	12.497	83.182	95.678	41.678	54.000	AVERAGE

Note:

1. All readings above 1GHz are performed with peak and/or average measurements as necessary.
2. Measurement Level = Reading Level + Correct Factor.
3. The average measurement was not performed when the peak measured data under the limit of average detection.

Product : Intel® Wireless-AC 9560
Test Item : Band Edge Data
Test Date : 2018/12/27
Test Mode : Mode 1 SISO A: Transmit (802.11n-40BW_15Mbps) -Channel 62 (5310MHz)

Horizontal

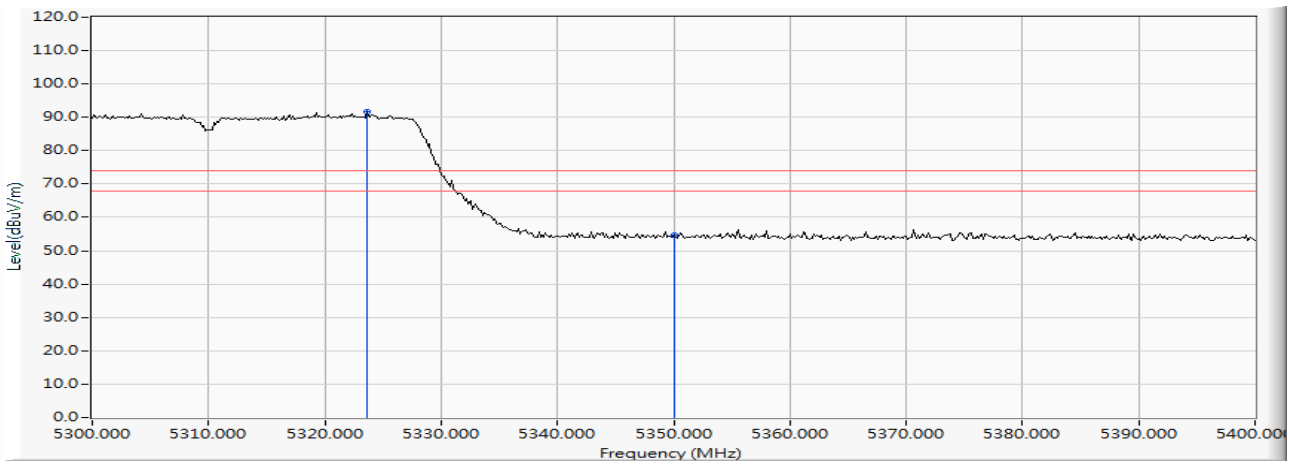

		Frequency (MHz)	Correct Factor (dB)	Reading Level (dBuV)	Measure Level (dBuV/m)	Margin (dB)	Limit (dBuV/m)	Detector Type
1	*	5323.623	11.091	80.556	91.648	17.648	74.000	PEAK
2		5350.000	11.024	43.626	54.650	-19.350	74.000	PEAK

Note:

1. All readings above 1GHz are performed with peak and/or average measurements as necessary.
2. Measurement Level = Reading Level + Correct Factor.
3. The average measurement was not performed when the peak measured data under the limit of average detection.

Product	:	Intel® Wireless-AC 9560
Test Item	:	Band Edge Data
Test Date	:	2018/12/27
Test Mode	:	Mode 1 SISO A: Transmit (802.11n-40BW_15Mbps) -Channel 62 (5310MHz)

Horizontal

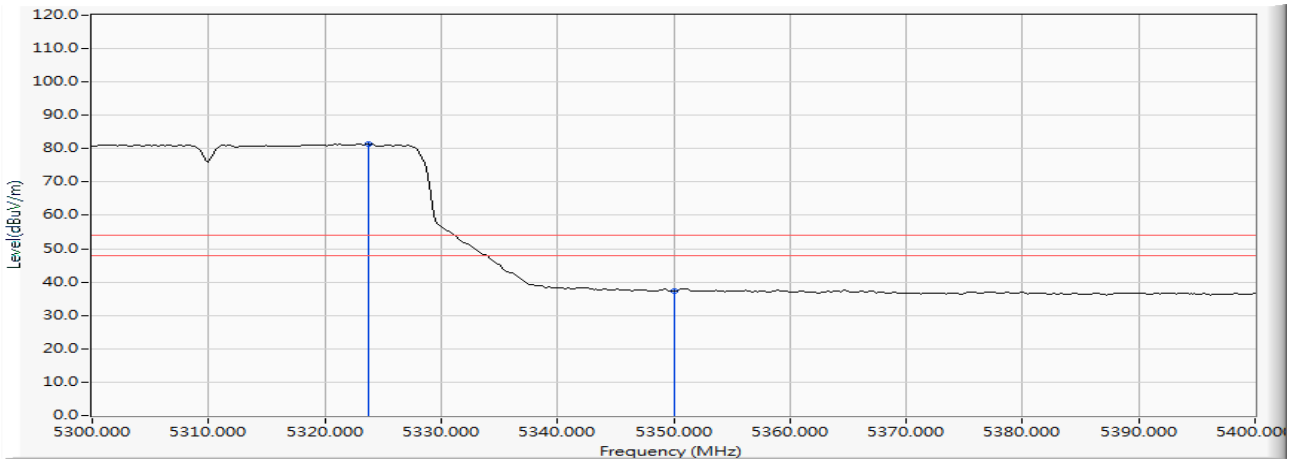

		Frequency (MHz)	Correct Factor (dB)	Reading Level (dBuV)	Measure Level (dBuV/m)	Margin (dB)	Limit (dBuV/m)	Detector Type
1	*	5323.768	11.092	70.324	81.415	27.415	54.000	AVERAGE
2		5350.000	11.024	26.305	37.329	-16.671	54.000	AVERAGE

Note:

1. All readings above 1GHz are performed with peak and/or average measurements as necessary.
2. Measurement Level = Reading Level + Correct Factor.
3. The average measurement was not performed when the peak measured data under the limit of average detection.

Product : Intel® Wireless-AC 9560
Test Item : Band Edge Data
Test Date : 2018/12/27
Test Mode : Mode 1 SISO A: Transmit (802.11n-40BW_15Mbps) -Channel 62 (5310MHz)

Vertical

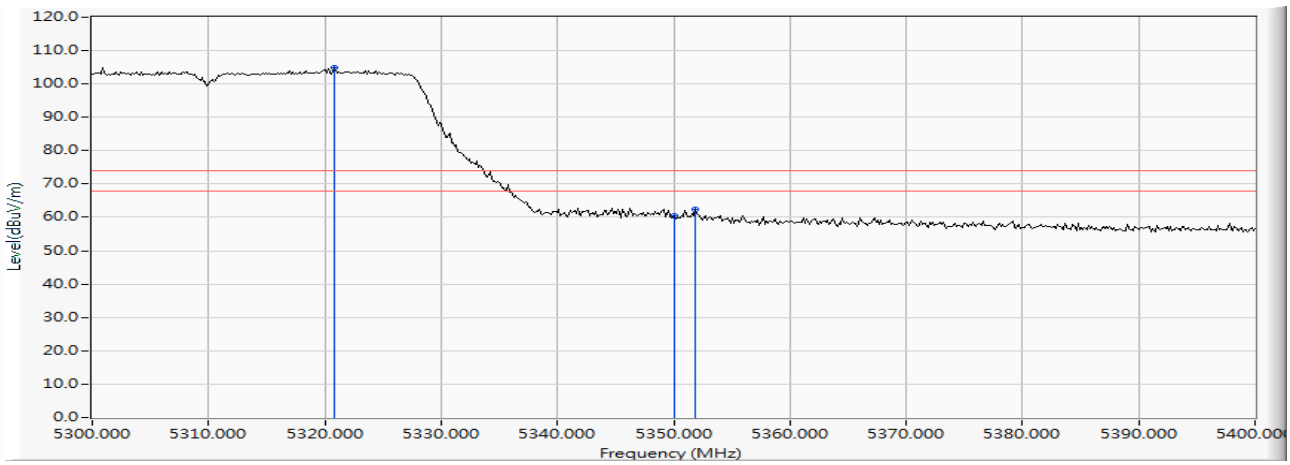

		Frequency (MHz)	Correct Factor (dB)	Reading Level (dBuV)	Measure Level (dBuV/m)	Margin (dB)	Limit (dBuV/m)	Detector Type
1	*	5320.870	13.018	91.836	104.853	30.853	74.000	PEAK
2		5350.000	12.999	47.541	60.540	-13.460	74.000	PEAK
3		5351.884	12.998	49.260	62.258	-11.742	74.000	PEAK

Note:

1. All readings above 1GHz are performed with peak and/or average measurements as necessary.
2. Measurement Level = Reading Level + Correct Factor.
3. The average measurement was not performed when the peak measured data under the limit of average detection.

Product : Intel® Wireless-AC 9560
Test Item : Band Edge Data
Test Date : 2018/12/27
Test Mode : Mode 1 SISO A: Transmit (802.11n-40BW_15Mbps) -Channel 62 (5310MHz)

Vertical

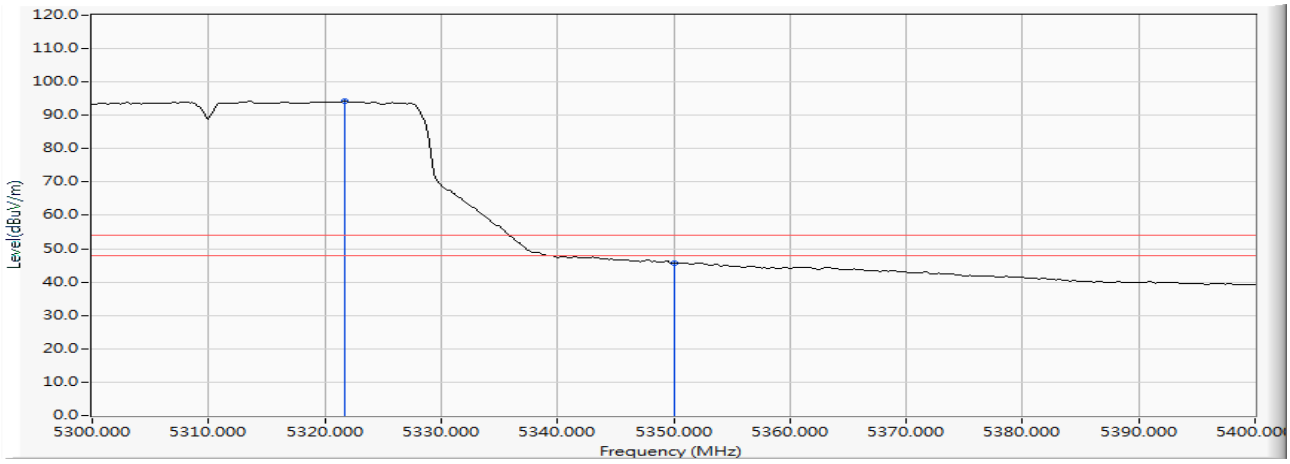

		Frequency (MHz)	Correct Factor (dB)	Reading Level (dBuV)	Measure Level (dBuV/m)	Margin (dB)	Limit (dBuV/m)	Detector Type
1	*	5321.739	13.017	81.172	94.189	40.189	54.000	AVERAGE
2		5350.000	12.999	32.576	45.575	-8.425	54.000	AVERAGE

Note:

1. All readings above 1GHz are performed with peak and/or average measurements as necessary.
2. Measurement Level = Reading Level + Correct Factor.
3. The average measurement was not performed when the peak measured data under the limit of average detection.

Product : Intel® Wireless-AC 9560
Test Item : Band Edge Data
Test Date : 2018/12/27
Test Mode : Mode 1 SISO A: Transmit (802.11n-40BW_15Mbps) -Channel 102 (5510MHz)

Horizontal

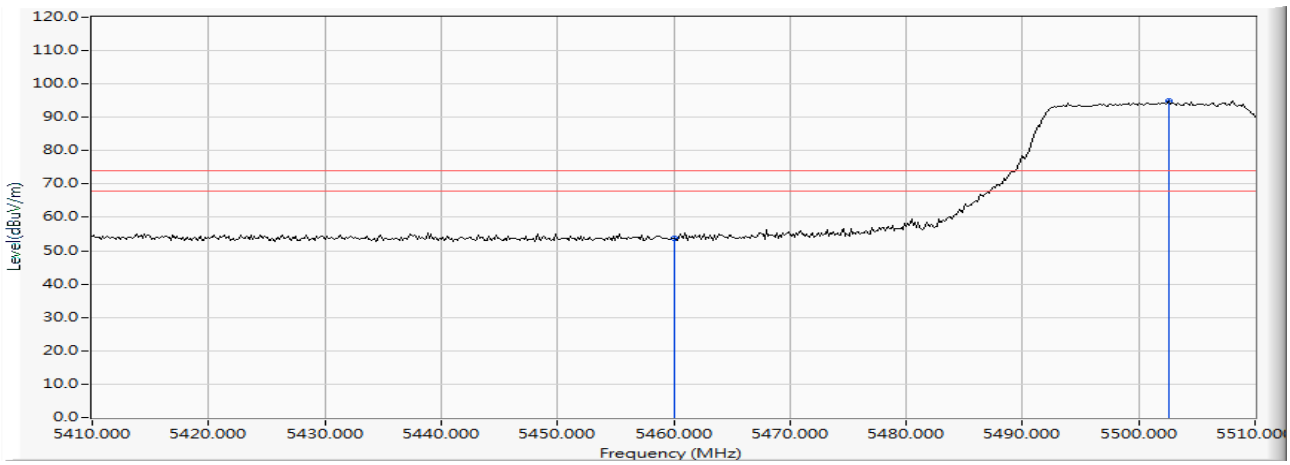

		Frequency (MHz)	Correct Factor (dB)	Reading Level (dBuV)	Measure Level (dBuV/m)	Margin (dB)	Limit (dBuV/m)	Detector Type
1		5460.000	11.703	42.106	53.809	-20.191	74.000	PEAK
2	*	5502.609	12.187	82.739	94.926	20.926	74.000	PEAK

Note:

1. All readings above 1GHz are performed with peak and/or average measurements as necessary.
2. Measurement Level = Reading Level + Correct Factor.
3. The average measurement was not performed when the peak measured data under the limit of average detection.

Product : Intel® Wireless-AC 9560
Test Item : Band Edge Data
Test Date : 2018/12/27
Test Mode : Mode 1 SISO A: Transmit (802.11n-40BW_15Mbps) -Channel 102 (5510MHz)

Horizontal

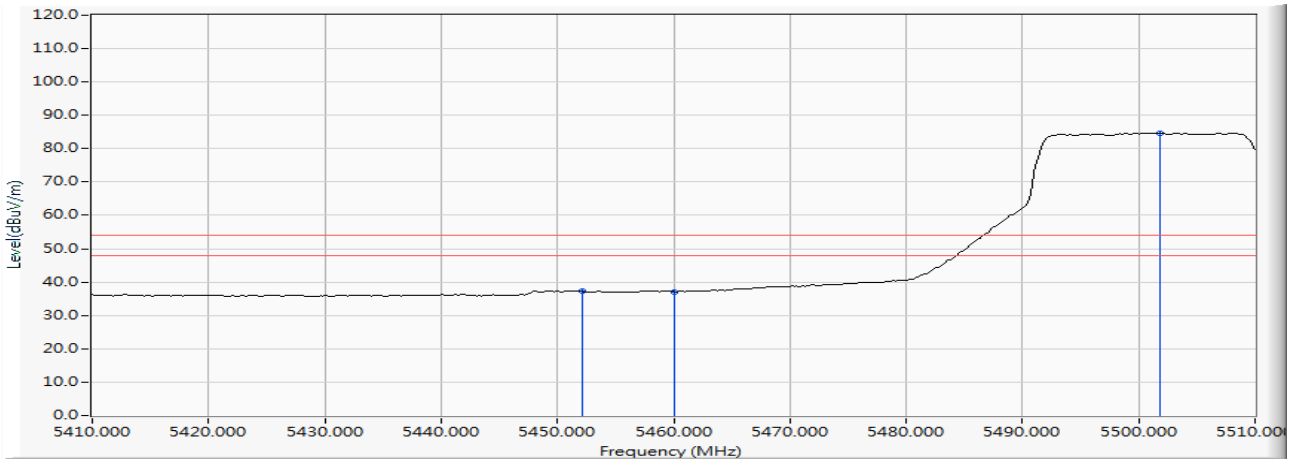

		Frequency (MHz)	Correct Factor (dB)	Reading Level (dBuV)	Measure Level (dBuV/m)	Margin (dB)	Limit (dBuV/m)	Detector Type
1		5452.174	11.597	25.690	37.287	-16.713	54.000	AVERAGE
2		5460.000	11.703	25.337	37.040	-16.960	54.000	AVERAGE
3	*	5501.884	12.181	72.543	84.725	30.725	54.000	AVERAGE

Note:

1. All readings above 1GHz are performed with peak and/or average measurements as necessary.
2. Measurement Level = Reading Level + Correct Factor.
3. The average measurement was not performed when the peak measured data under the limit of average detection.

Product : Intel® Wireless-AC 9560
Test Item : Band Edge Data
Test Date : 2018/12/27
Test Mode : Mode 1 SISO A: Transmit (802.11n-40BW_15Mbps) -Channel 102 (5510MHz)

Vertical

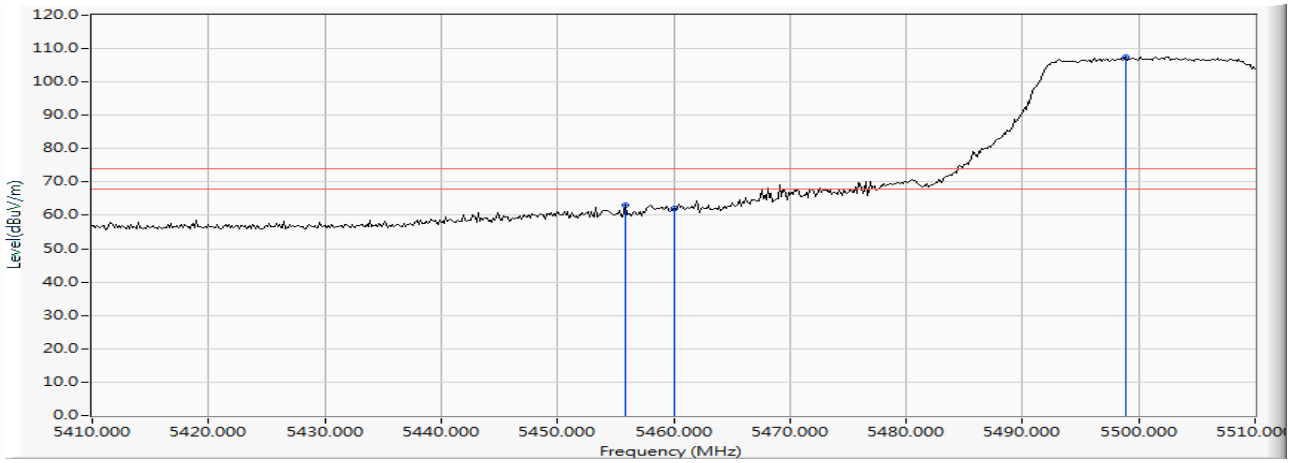

		Frequency (MHz)	Correct Factor (dB)	Reading Level (dBuV)	Measure Level (dBuV/m)	Margin (dB)	Limit (dBuV/m)	Detector Type
1		5455.797	13.359	49.631	62.991	-11.009	74.000	PEAK
2		5460.000	13.390	48.836	62.226	-11.774	74.000	PEAK
3	*	5498.841	13.625	93.845	107.471	33.471	74.000	PEAK

Note:

1. All readings above 1GHz are performed with peak and/or average measurements as necessary.
2. Measurement Level = Reading Level + Correct Factor.
3. The average measurement was not performed when the peak measured data under the limit of average detection.

Product	:	Intel® Wireless-AC 9560
Test Item	:	Band Edge Data
Test Date	:	2018/12/27
Test Mode	:	Mode 1 SISO A: Transmit (802.11n-40BW_15Mbps) -Channel 102 (5510MHz)

Vertical

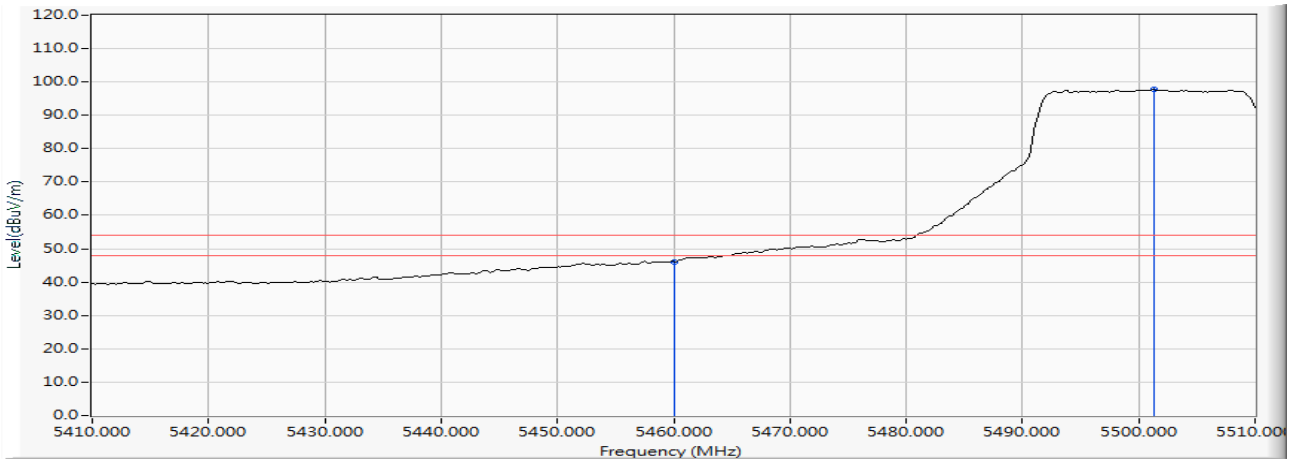

		Frequency (MHz)	Correct Factor (dB)	Reading Level (dBuV)	Measure Level (dBuV/m)	Margin (dB)	Limit (dBuV/m)	Detector Type
1		5460.000	13.390	32.619	46.009	-7.991	54.000	AVERAGE
2	*	5501.304	13.633	84.057	97.690	43.690	54.000	AVERAGE

Note:

1. All readings above 1GHz are performed with peak and/or average measurements as necessary.
2. Measurement Level = Reading Level + Correct Factor.
3. The average measurement was not performed when the peak measured data under the limit of average detection.

Product : Intel® Wireless-AC 9560
Test Item : Band Edge Data
Test Date : 2018/12/27
Test Mode : Mode 1 SISO A: Transmit (802.11n-40BW_15Mbps) -Channel 102 (5510MHz)

Horizontal

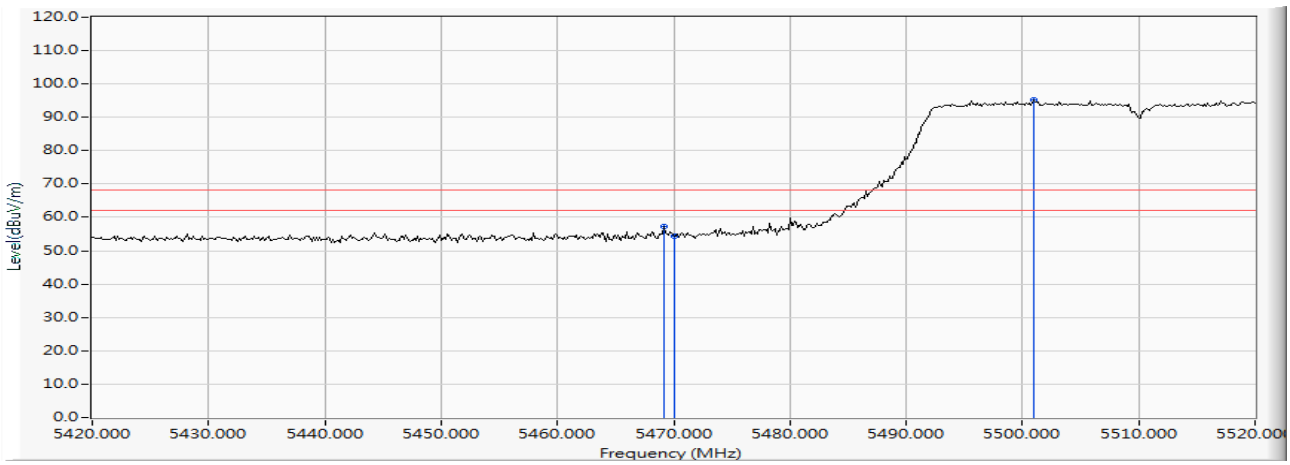

		Frequency (MHz)	Correct Factor (dB)	Reading Level (dBuV)	Measure Level (dBuV/m)	Margin (dB)	Limit (dBuV/m)	Detector Type
1		5469.130	11.827	45.425	57.252	-10.968	68.220	PEAK
2		5470.000	11.838	42.667	54.505	-13.715	68.220	PEAK
3	*	5501.014	12.176	83.188	95.364	27.144	68.220	PEAK

Product : Intel® Wireless-AC 9560
Test Item : Band Edge Data
Test Date : 2018/12/27
Test Mode : Mode 1 SISO A: Transmit (802.11n-40BW_15Mbps) -Channel 102 (5510MHz)

Vertical

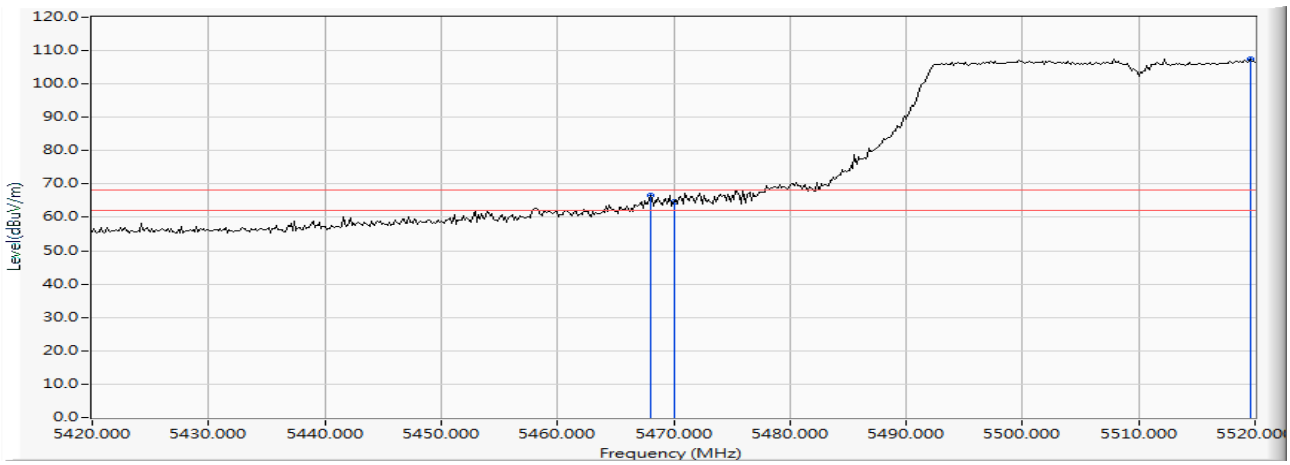

		Frequency (MHz)	Correct Factor (dB)	Reading Level (dBuV)	Measure Level (dBuV/m)	Margin (dB)	Limit (dBuV/m)	Detector Type
1		5467.971	13.447	53.016	66.463	-1.757	68.220	PEAK
2		5470.000	13.462	51.322	64.784	-3.436	68.220	PEAK
3	*	5519.565	13.551	93.904	107.455	39.235	68.220	PEAK

Product : Intel® Wireless-AC 9560
Test Item : Band Edge Data
Test Date : 2018/12/27
Test Mode : Mode 1 SISO A: Transmit (802.11n-40BW_15Mbps) -Channel 134 (5670MHz)

Horizontal

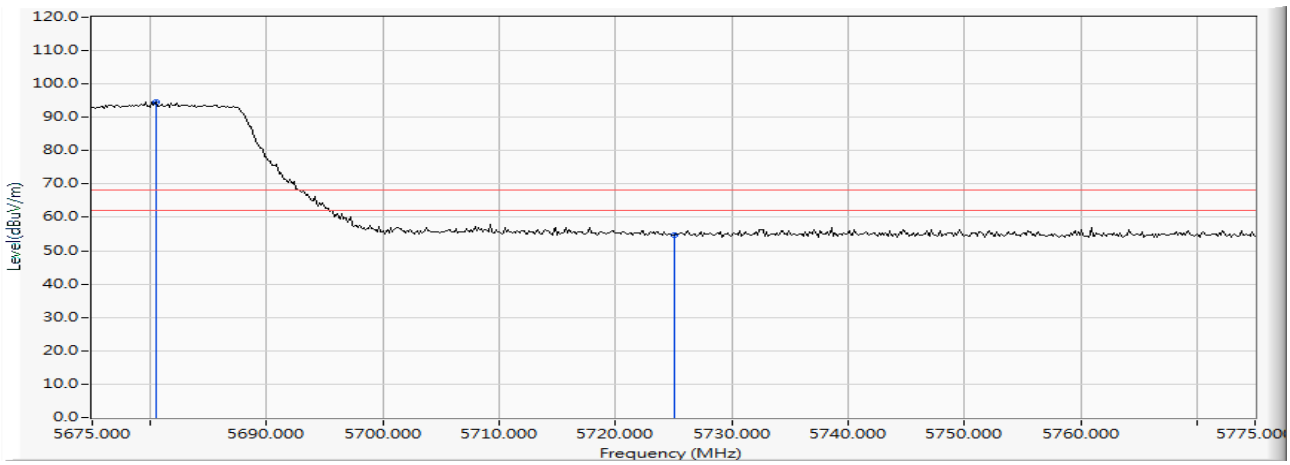

		Frequency (MHz)	Correct Factor (dB)	Reading Level (dBuV)	Measure Level (dBuV/m)	Margin (dB)	Limit (dBuV/m)	Detector Type
1	*	5680.507	11.627	83.048	94.674	26.454	68.220	PEAK
2		5725.000	11.592	43.189	54.781	-13.439	68.220	PEAK

Product : Intel® Wireless-AC 9560
Test Item : Band Edge Data
Test Date : 2018/12/27
Test Mode : Mode 1 SISO A: Transmit (802.11n-40BW_15Mbps) -Channel 134 (5670MHz)

Vertical

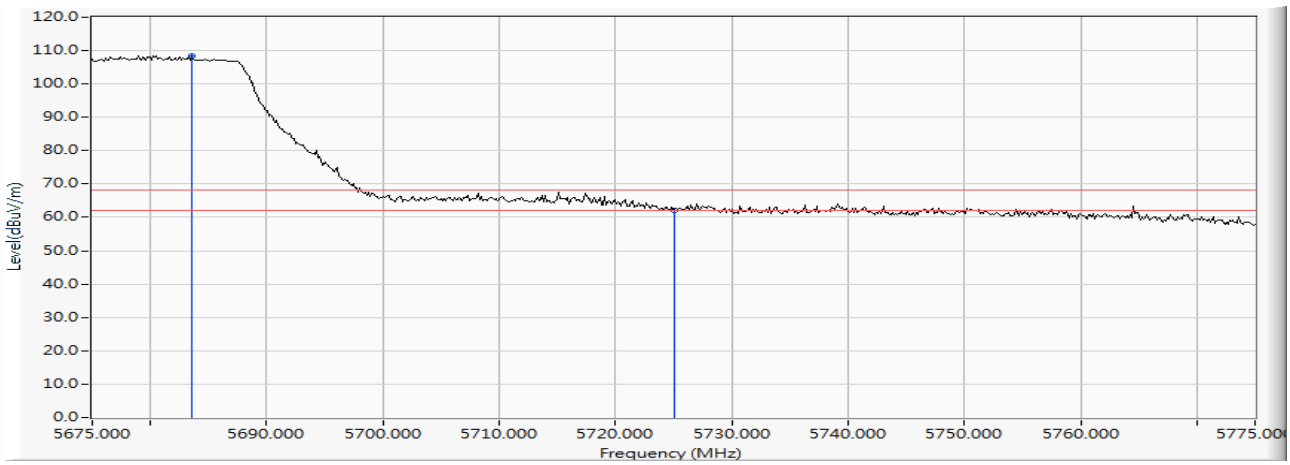

		Frequency (MHz)	Correct Factor (dB)	Reading Level (dBuV)	Measure Level (dBuV/m)	Margin (dB)	Limit (dBuV/m)	Detector Type
1	*	5683.551	13.021	95.474	108.495	40.275	68.220	PEAK
2		5725.000	12.930	49.028	61.958	-6.262	68.220	PEAK

Product : Intel® Wireless-AC 9560
Test Item : Band Edge Data
Test Date : 2018/12/27
Test Mode : Mode 1 SISO A: Transmit (802.11n-40BW_15Mbps) -Channel 151 (5755MHz)

Horizontal

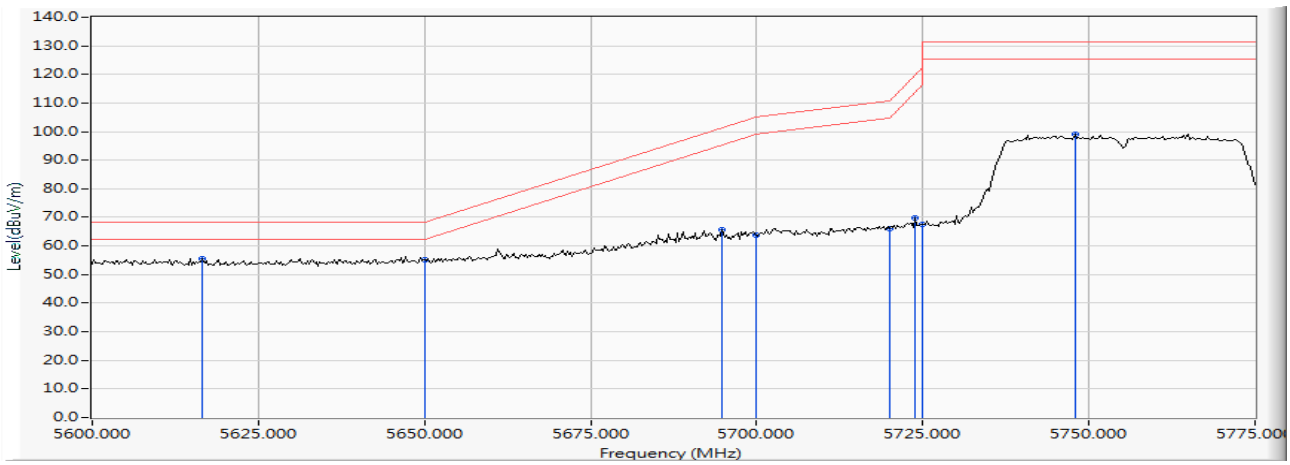

		Frequency (MHz)	Correct Factor (dB)	Reading Level (dBuV)	Measure Level (dBuV/m)	Margin (dB)	Limit (dBuV/m)	Detector Type
1	*	5616.486	11.475	44.021	55.496	-12.724	68.220	PEAK
2		5650.000	11.554	43.656	55.211	-13.009	68.220	PEAK
3		5694.855	11.651	54.158	65.809	-35.586	101.395	PEAK
4		5700.000	11.647	52.052	63.699	-41.501	105.200	PEAK
5		5720.000	11.607	54.541	66.148	-44.652	110.800	PEAK
6		5723.768	11.596	58.186	69.782	-49.609	119.391	PEAK
7		5725.000	11.592	55.955	67.547	-54.653	122.200	PEAK
8		5747.862	11.519	87.522	99.041	-32.159	131.200	PEAK

Product : Intel® Wireless-AC 9560
Test Item : Band Edge Data
Test Date : 2018/12/27
Test Mode : Mode 1 SISO A: Transmit (802.11n-40BW_15Mbps) -Channel 151 (5755MHz)

Vertical

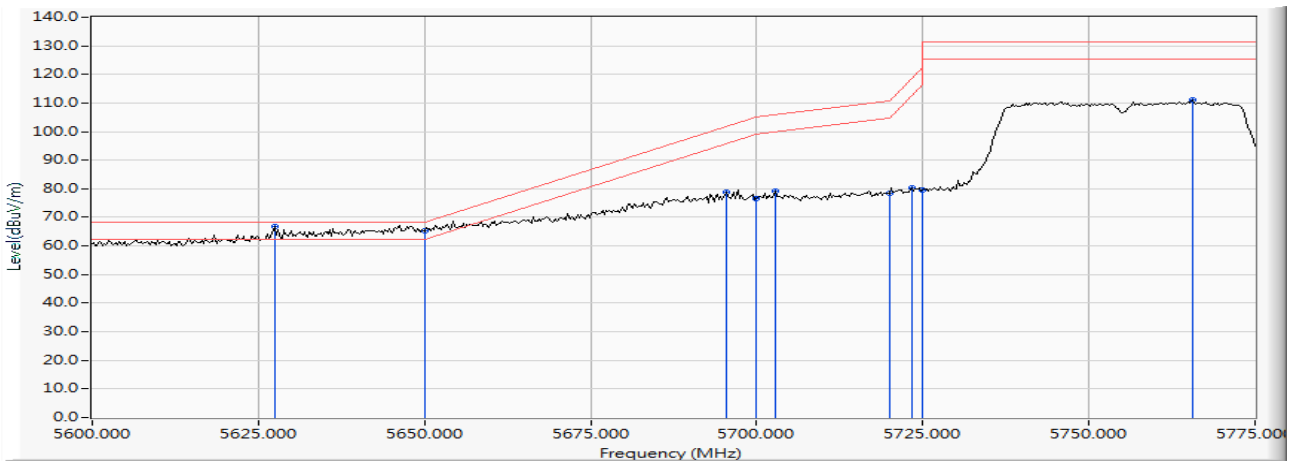

		Frequency (MHz)	Correct Factor (dB)	Reading Level (dBuV)	Measure Level (dBuV/m)	Margin (dB)	Limit (dBuV/m)	Detector Type
1	*	5627.391	13.035	53.869	66.904	-1.316	68.220	PEAK
2		5650.000	13.029	52.203	65.232	-2.988	68.220	PEAK
3		5695.362	13.011	65.826	78.838	-22.932	101.770	PEAK
4		5700.000	13.003	63.581	76.584	-28.616	105.200	PEAK
5		5702.717	12.997	66.308	79.306	-26.655	105.961	PEAK
6		5720.000	12.947	65.479	78.426	-32.374	110.800	PEAK
7		5723.261	12.936	67.354	80.290	-37.945	118.235	PEAK
8		5725.000	12.930	66.630	79.560	-42.640	122.200	PEAK
9		5765.616	12.787	98.184	110.972	-20.228	131.200	PEAK

Product : Intel® Wireless-AC 9560
Test Item : Band Edge Data
Test Date : 2018/12/27
Test Mode : Mode 1 SISO A: Transmit (802.11n-40BW_15Mbps) -Channel 159 (5795MHz)

Horizontal

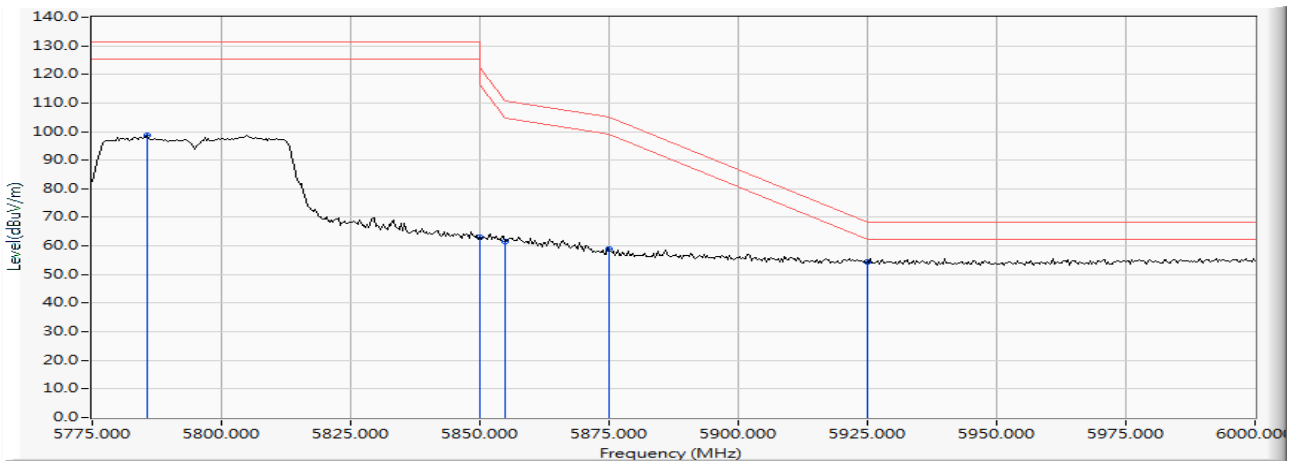

		Frequency (MHz)	Correct Factor (dB)	Reading Level (dBuV)	Measure Level (dBuV/m)	Margin (dB)	Limit (dBuV/m)	Detector Type
1		5785.761	11.399	87.444	98.843	-32.357	131.200	PEAK
2		5850.000	11.701	51.227	62.928	-59.272	122.200	PEAK
3		5855.000	11.735	49.892	61.627	-49.173	110.800	PEAK
4		5875.000	11.873	46.954	58.827	-46.373	105.200	PEAK
5	*	5925.000	12.068	42.375	54.444	-13.756	68.200	PEAK

Product : Intel® Wireless-AC 9560
Test Item : Band Edge Data
Test Date : 2018/12/27
Test Mode : Mode 1 SISO A: Transmit (802.11n-40BW_15Mbps) -Channel 159 (5795MHz)

Vertical

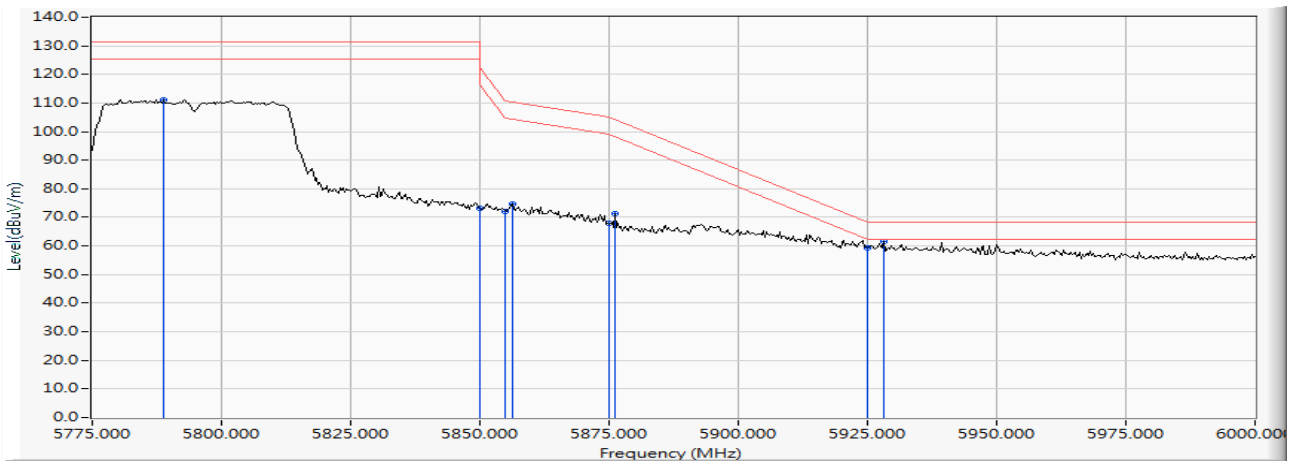

		Frequency (MHz)	Correct Factor (dB)	Reading Level (dBuV)	Measure Level (dBuV/m)	Margin (dB)	Limit (dBuV/m)	Detector Type
1		5788.696	12.707	98.343	111.050	-20.150	131.200	PEAK
2		5850.000	12.774	60.536	73.310	-48.890	122.200	PEAK
3		5855.000	12.784	59.393	72.177	-38.623	110.800	PEAK
4		5856.196	12.787	61.921	74.707	-35.758	110.465	PEAK
5		5875.000	12.825	54.956	67.781	-37.419	105.200	PEAK
6		5876.087	12.828	58.385	71.213	-33.183	104.396	PEAK
7		5925.000	12.911	46.221	59.132	-9.068	68.200	PEAK
8	*	5928.261	12.916	48.490	61.406	-6.794	68.200	PEAK

Product : Intel® Wireless-AC 9560
Test Item : Band Edge Data
Test Date : 2018/12/27
Test Mode : Mode 1 SISO A: Transmit (802.11ac-80BW_32.5Mbps) -Channel 42 (5210MHz)

Horizontal

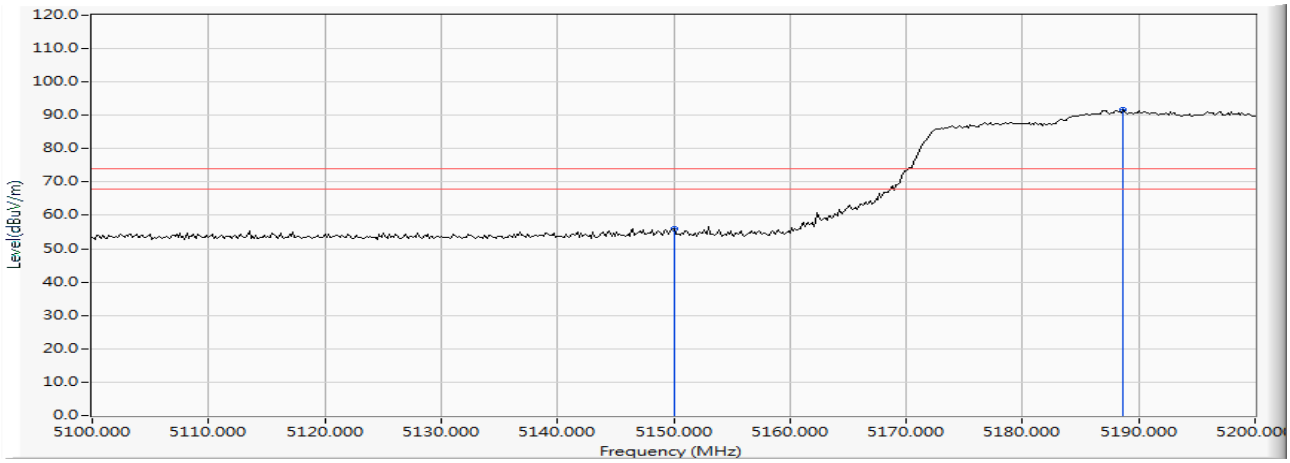

		Frequency (MHz)	Correct Factor (dB)	Reading Level (dBuV)	Measure Level (dBuV/m)	Margin (dB)	Limit (dBuV/m)	Detector Type
1		5150.000	10.470	45.415	55.886	-18.114	74.000	PEAK
2	*	5188.696	10.372	81.270	91.641	17.641	74.000	PEAK

Note:

1. All readings above 1GHz are performed with peak and/or average measurements as necessary.
2. Measurement Level = Reading Level + Correct Factor.
3. The average measurement was not performed when the peak measured data under the limit of average detection.

Product : Intel® Wireless-AC 9560
Test Item : Band Edge Data
Test Date : 2018/12/27
Test Mode : Mode 1 SISO A: Transmit (802.11ac-80BW_32.5Mbps) -Channel 42 (5210MHz)

Horizontal

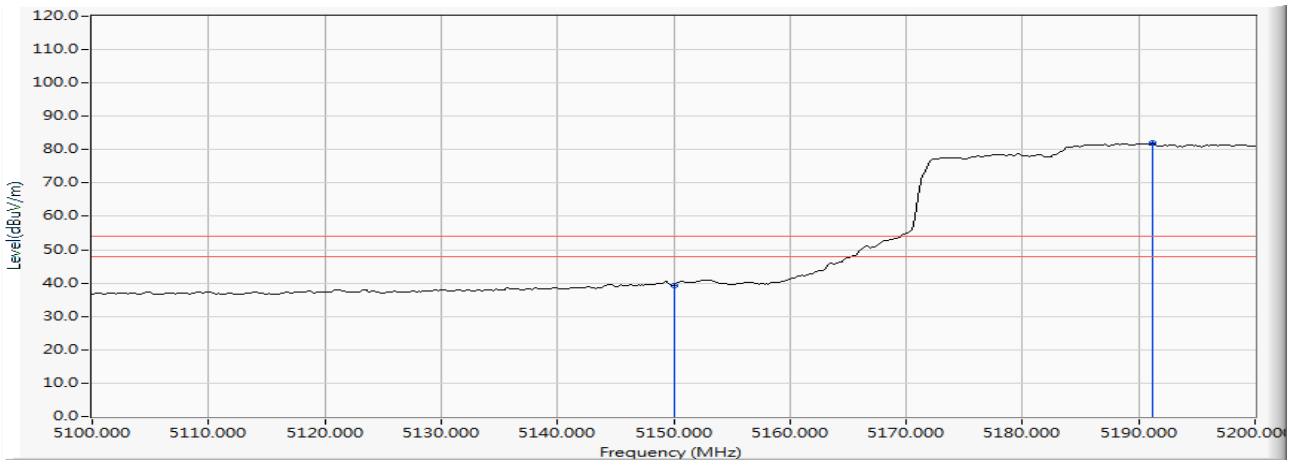

		Frequency (MHz)	Correct Factor (dB)	Reading Level (dBuV)	Measure Level (dBuV/m)	Margin (dB)	Limit (dBuV/m)	Detector Type
1		5150.000	10.470	28.889	39.360	-14.640	54.000	AVERAGE
2	*	5191.159	10.363	71.570	81.933	27.933	54.000	AVERAGE

Note:

1. All readings above 1GHz are performed with peak and/or average measurements as necessary.
2. Measurement Level = Reading Level + Correct Factor.
3. The average measurement was not performed when the peak measured data under the limit of average detection.

Product	:	Intel® Wireless-AC 9560
Test Item	:	Band Edge Data
Test Date	:	2018/12/27
Test Mode	:	Mode 1 SISO A: Transmit (802.11ac-80BW_32.5Mbps) -Channel 42 (5210MHz)

Vertical

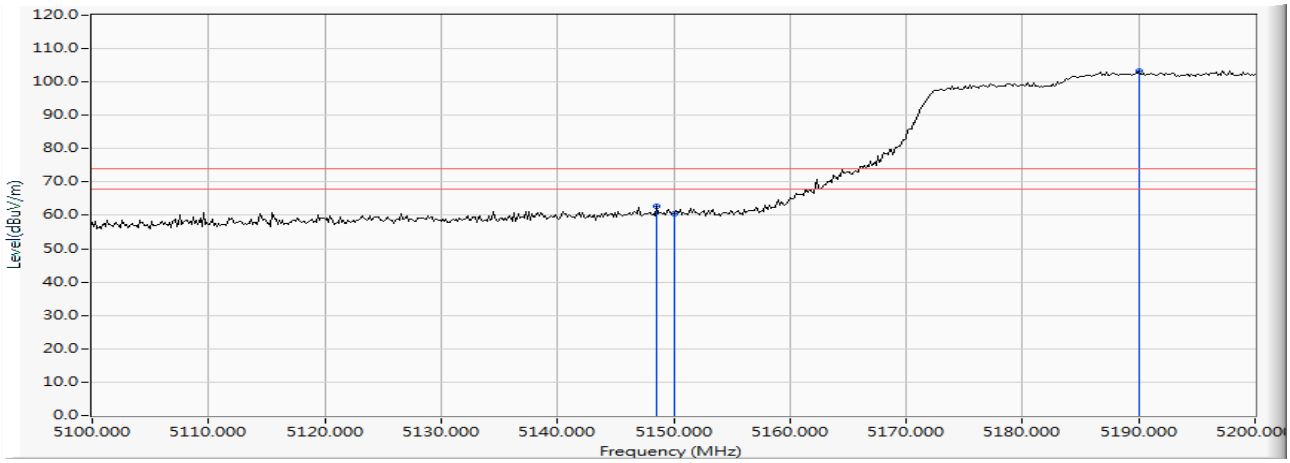

		Frequency (MHz)	Correct Factor (dB)	Reading Level (dBuV)	Measure Level (dBuV/m)	Margin (dB)	Limit (dBuV/m)	Detector Type
1		5148.551	12.385	50.318	62.703	-11.297	74.000	PEAK
2		5150.000	12.390	48.228	60.618	-13.382	74.000	PEAK
3	*	5190.000	12.536	90.701	103.238	29.238	74.000	PEAK

Note:

1. All readings above 1GHz are performed with peak and/or average measurements as necessary.
2. Measurement Level = Reading Level + Correct Factor.
3. The average measurement was not performed when the peak measured data under the limit of average detection.

Product : Intel® Wireless-AC 9560
Test Item : Band Edge Data
Test Date : 2018/12/27
Test Mode : Mode 1 SISO A: Transmit (802.11ac-80BW_32.5Mbps) -Channel 42 (5210MHz)

Vertical

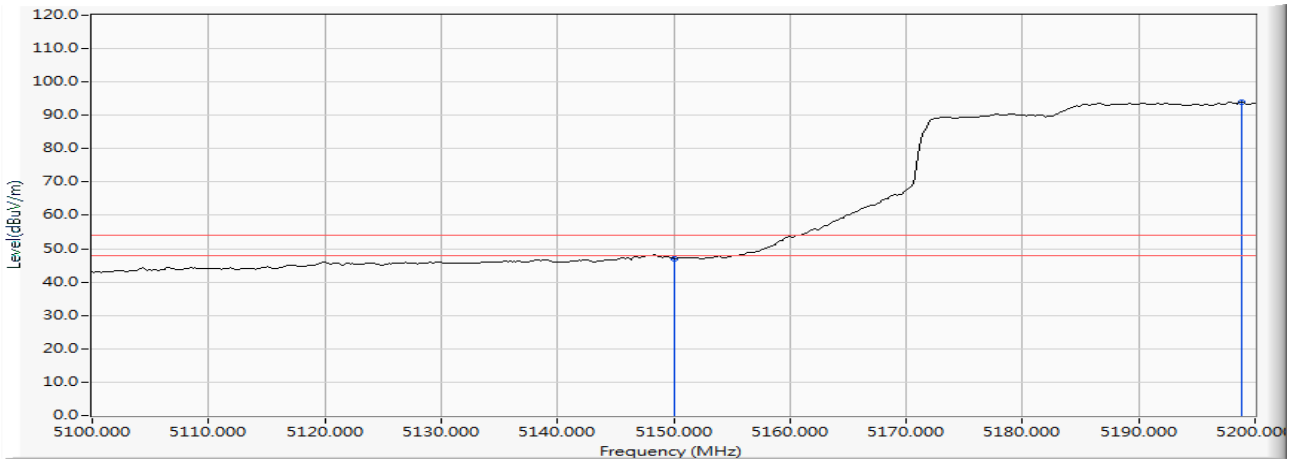

		Frequency (MHz)	Correct Factor (dB)	Reading Level (dBuV)	Measure Level (dBuV/m)	Margin (dB)	Limit (dBuV/m)	Detector Type
1		5150.000	12.390	34.729	47.119	-6.881	54.000	AVERAGE
2	*	5198.841	12.561	81.397	93.959	39.959	54.000	AVERAGE

Note:

1. All readings above 1GHz are performed with peak and/or average measurements as necessary.
2. Measurement Level = Reading Level + Correct Factor.
3. The average measurement was not performed when the peak measured data under the limit of average detection.

Product : Intel® Wireless-AC 9560
Test Item : Band Edge Data
Test Date : 2018/12/27
Test Mode : Mode 1 SISO A: Transmit (802.11ac-80BW_32.5Mbps) -Channel 58 (5290MHz)

Horizontal

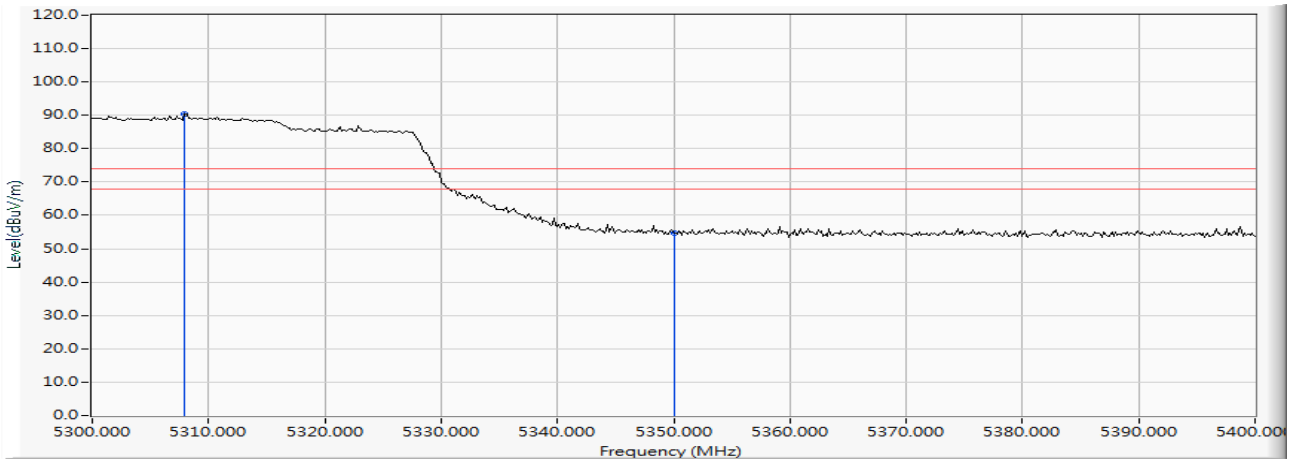

		Frequency (MHz)	Correct Factor (dB)	Reading Level (dBuV)	Measure Level (dBuV/m)	Margin (dB)	Limit (dBuV/m)	Detector Type
1	*	5307.971	11.132	79.394	90.526	16.526	74.000	PEAK
2		5350.000	11.024	43.784	54.808	-19.192	74.000	PEAK

Note:

1. All readings above 1GHz are performed with peak and/or average measurements as necessary.
2. Measurement Level = Reading Level + Correct Factor.
3. The average measurement was not performed when the peak measured data under the limit of average detection.

Product : Intel® Wireless-AC 9560
Test Item : Band Edge Data
Test Date : 2018/12/27
Test Mode : Mode 1 SISO A: Transmit (802.11ac-80BW_32.5Mbps) -Channel 58 (5290MHz)

Horizontal

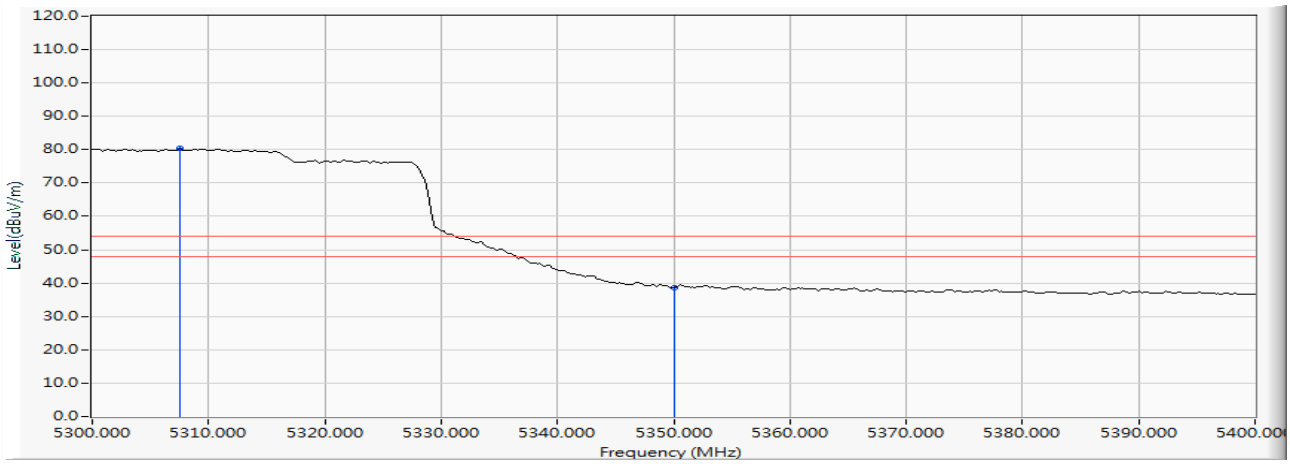

		Frequency (MHz)	Correct Factor (dB)	Reading Level (dBuV)	Measure Level (dBuV/m)	Margin (dB)	Limit (dBuV/m)	Detector Type
1	*	5307.536	11.132	69.186	80.319	26.319	54.000	AVERAGE
2		5350.000	11.024	27.627	38.651	-15.349	54.000	AVERAGE

Note:

1. All readings above 1GHz are performed with peak and/or average measurements as necessary.
2. Measurement Level = Reading Level + Correct Factor.
3. The average measurement was not performed when the peak measured data under the limit of average detection.

Product : Intel® Wireless-AC 9560
Test Item : Band Edge Data
Test Date : 2018/12/27
Test Mode : Mode 1 SISO A: Transmit (802.11ac-80BW_32.5Mbps) -Channel 58 (5290MHz)

Vertical

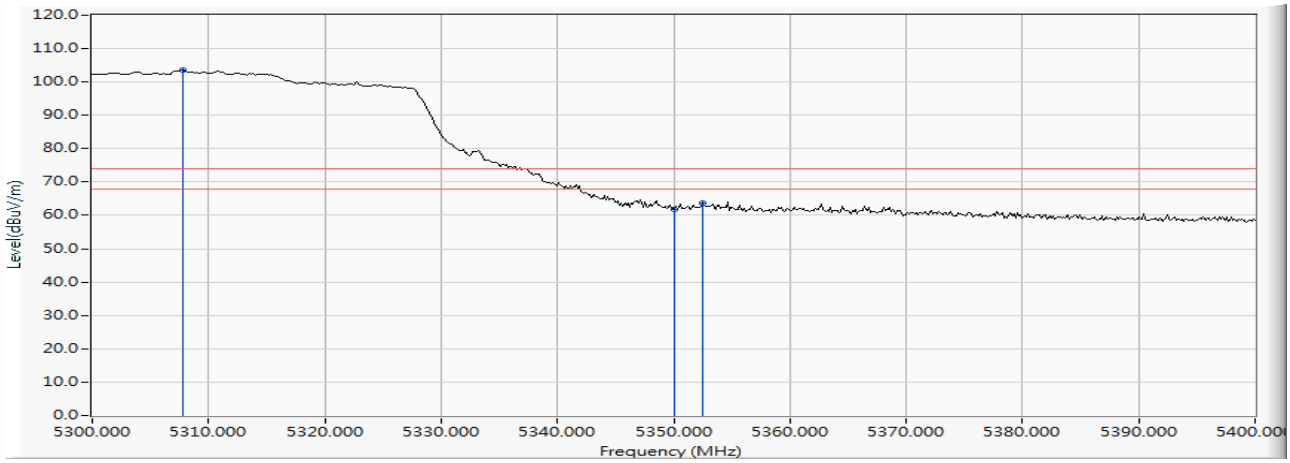

		Frequency (MHz)	Correct Factor (dB)	Reading Level (dBuV)	Measure Level (dBuV/m)	Margin (dB)	Limit (dBuV/m)	Detector Type
1	*	5307.826	13.026	90.424	103.449	29.449	74.000	PEAK
2		5350.000	12.999	48.898	61.897	-12.103	74.000	PEAK
3		5352.464	12.997	50.818	63.816	-10.184	74.000	PEAK

Note:

1. All readings above 1GHz are performed with peak and/or average measurements as necessary.
2. Measurement Level = Reading Level + Correct Factor.
3. The average measurement was not performed when the peak measured data under the limit of average detection.

Product : Intel® Wireless-AC 9560
Test Item : Band Edge Data
Test Date : 2018/12/27
Test Mode : Mode 1 SISO A: Transmit (802.11ac-80BW_32.5Mbps) -Channel 58 (5290MHz)

Vertical

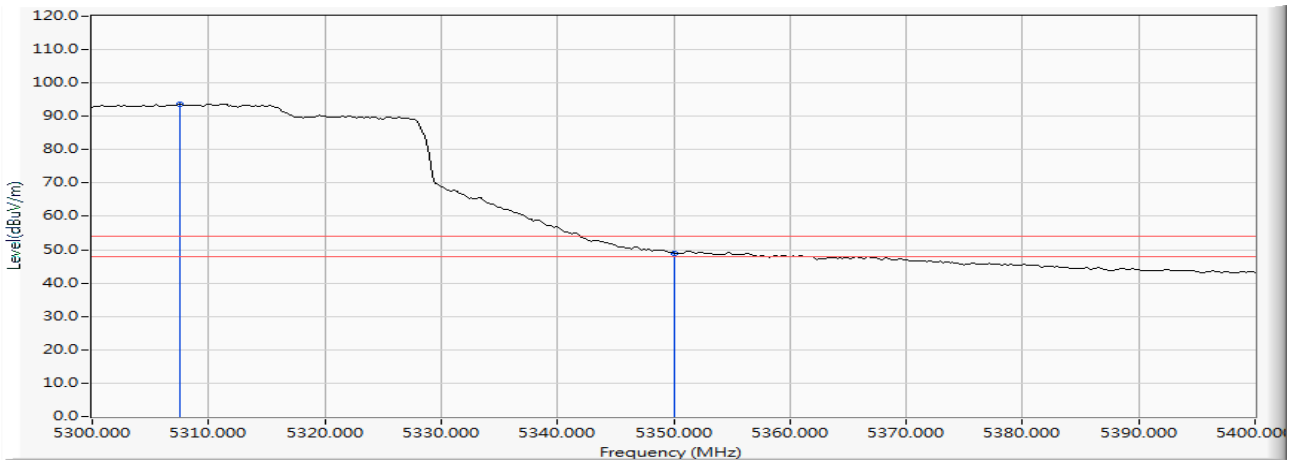

		Frequency (MHz)	Correct Factor (dB)	Reading Level (dBuV)	Measure Level (dBuV/m)	Margin (dB)	Limit (dBuV/m)	Detector Type
1	*	5307.536	13.025	80.677	93.703	39.703	54.000	AVERAGE
2		5350.000	12.999	36.048	49.047	-4.953	54.000	AVERAGE

Note:

1. All readings above 1GHz are performed with peak and/or average measurements as necessary.
2. Measurement Level = Reading Level + Correct Factor.
3. The average measurement was not performed when the peak measured data under the limit of average detection.

Product : Intel® Wireless-AC 9560
Test Item : Band Edge Data
Test Date : 2018/12/27
Test Mode : Mode 1 SISO A: Transmit (802.11ac-80BW_32.5Mbps) -Channel 106 (5530MHz)

Horizontal

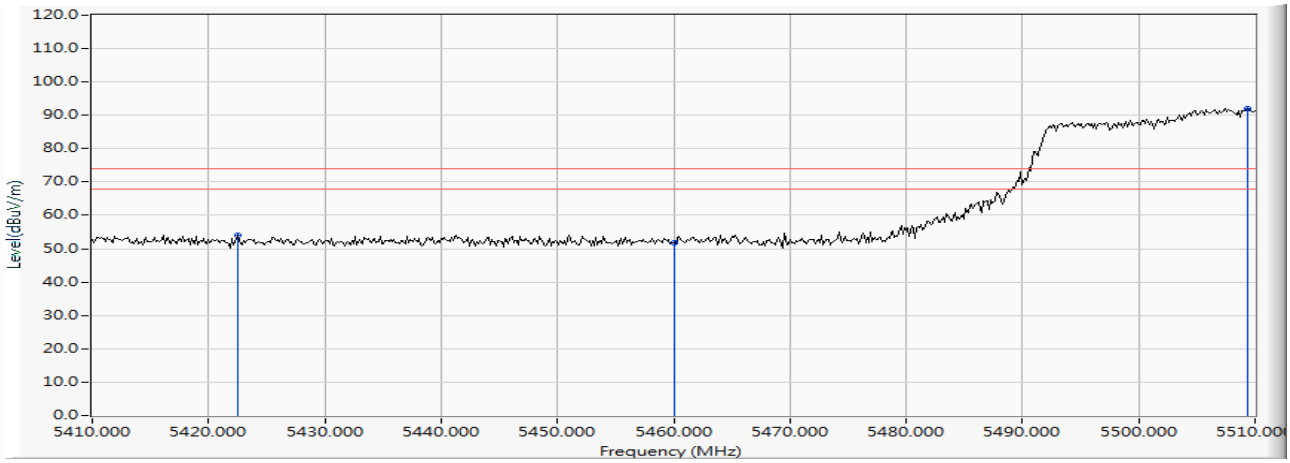

		Frequency (MHz)	Correct Factor (dB)	Reading Level (dBuV)	Measure Level (dBuV/m)	Margin (dB)	Limit (dBuV/m)	Detector Type
1		5422.464	11.197	42.714	53.911	-20.089	74.000	PEAK
2		5460.000	11.703	40.243	51.946	-22.054	74.000	PEAK
3	*	5509.420	12.169	79.991	92.159	18.159	74.000	PEAK

Note:

1. All readings above 1GHz are performed with peak and/or average measurements as necessary.
2. Measurement Level = Reading Level + Correct Factor.
3. The average measurement was not performed when the peak measured data under the limit of average detection.

Product : Intel® Wireless-AC 9560
Test Item : Band Edge Data
Test Date : 2018/12/27
Test Mode : Mode 1 SISO A: Transmit (802.11ac-80BW_32.5Mbps) -Channel 106 (5530MHz)

Horizontal

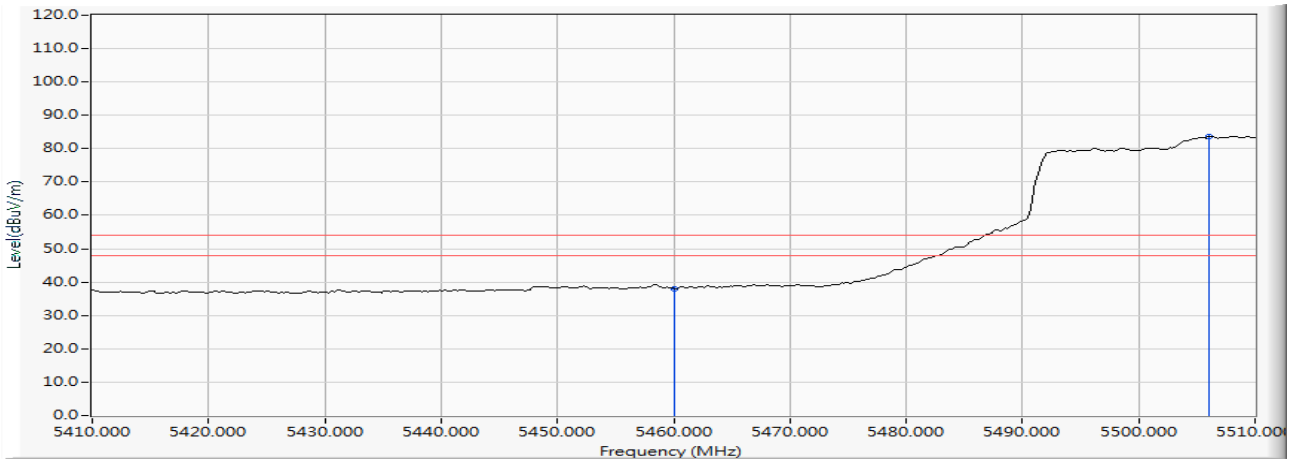

		Frequency (MHz)	Correct Factor (dB)	Reading Level (dBuV)	Measure Level (dBuV/m)	Margin (dB)	Limit (dBuV/m)	Detector Type
1		5460.000	11.703	26.402	38.105	-15.895	54.000	AVERAGE
2	*	5506.087	12.195	71.452	83.647	29.647	54.000	AVERAGE

Note:

1. All readings above 1GHz are performed with peak and/or average measurements as necessary.
2. Measurement Level = Reading Level + Correct Factor.
3. The average measurement was not performed when the peak measured data under the limit of average detection.

Product : Intel® Wireless-AC 9560
Test Item : Band Edge Data
Test Date : 2018/12/27
Test Mode : Mode 1 SISO A: Transmit (802.11ac-80BW_32.5Mbps) -Channel 106 (5530MHz)

Vertical

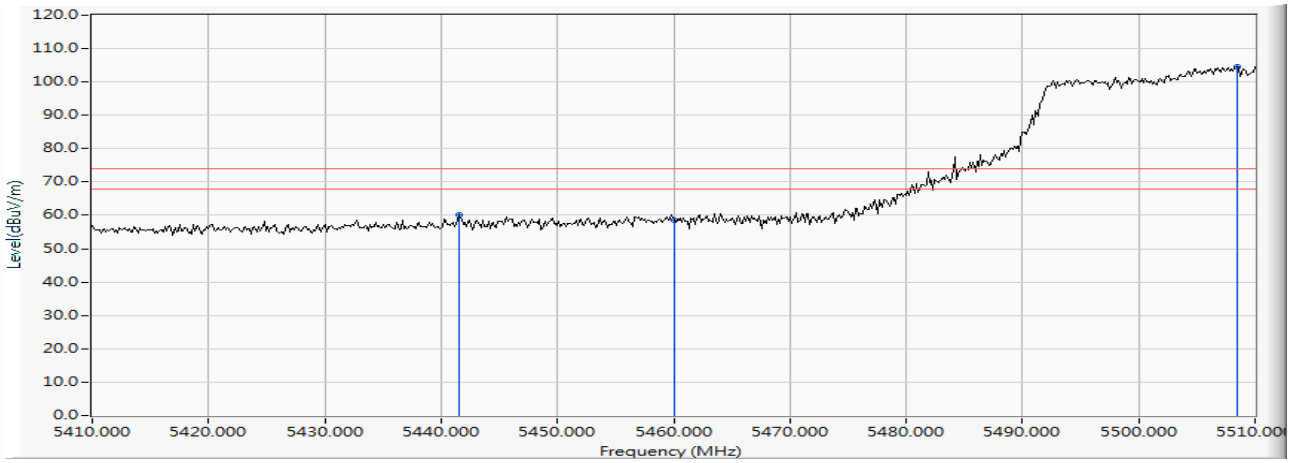

		Frequency (MHz)	Correct Factor (dB)	Reading Level (dBuV)	Measure Level (dBuV/m)	Margin (dB)	Limit (dBuV/m)	Detector Type
1		5441.594	13.261	46.882	60.142	-13.858	74.000	PEAK
2		5460.000	13.390	45.130	58.520	-15.480	74.000	PEAK
3	*	5508.406	13.622	90.894	104.517	30.517	74.000	PEAK

Note:

1. All readings above 1GHz are performed with peak and/or average measurements as necessary.
2. Measurement Level = Reading Level + Correct Factor.
3. The average measurement was not performed when the peak measured data under the limit of average detection.

Product : Intel® Wireless-AC 9560
Test Item : Band Edge Data
Test Date : 2018/12/27
Test Mode : Mode 1 SISO A: Transmit (802.11ac-80BW_32.5Mbps) -Channel 106 (5530MHz)

Vertical

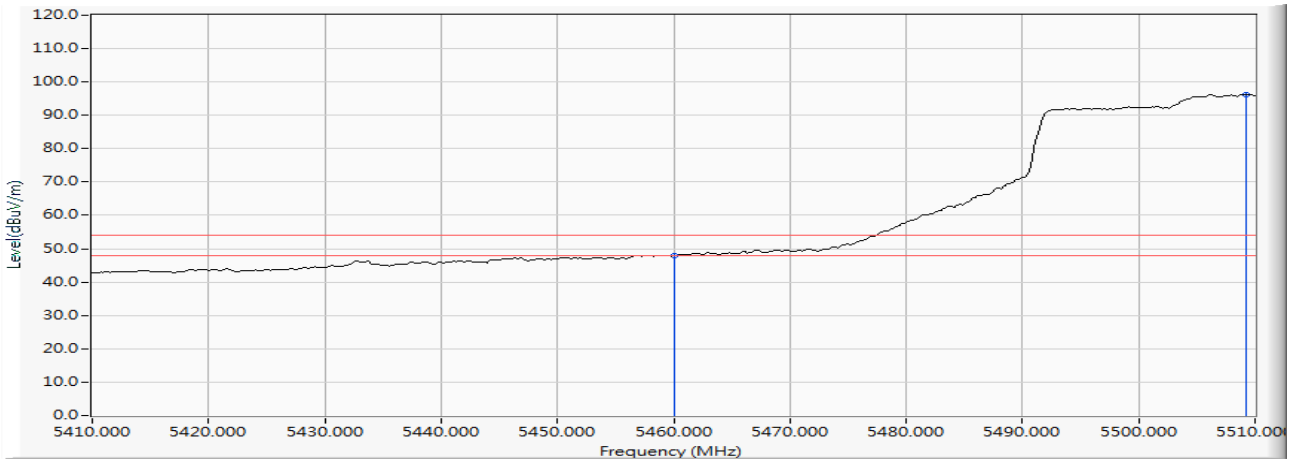

		Frequency (MHz)	Correct Factor (dB)	Reading Level (dBuV)	Measure Level (dBuV/m)	Margin (dB)	Limit (dBuV/m)	Detector Type
1		5460.000	13.390	34.388	47.778	-6.222	54.000	AVERAGE
2	*	5509.275	13.617	82.707	96.324	42.324	54.000	AVERAGE

Note:

1. All readings above 1GHz are performed with peak and/or average measurements as necessary.
2. Measurement Level = Reading Level + Correct Factor.
3. The average measurement was not performed when the peak measured data under the limit of average detection.

Product : Intel® Wireless-AC 9560
Test Item : Band Edge Data
Test Date : 2018/12/27
Test Mode : Mode 1 SISO A: Transmit (802.11ac-160BW_65Mbps)-Channel 50 (5250MHz)

Horizontal

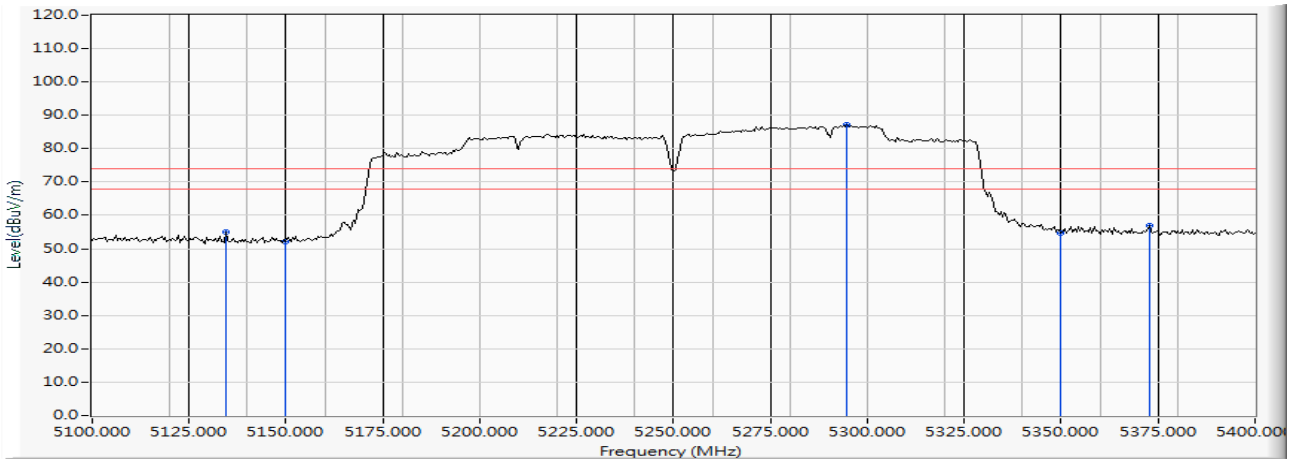

		Frequency (MHz)	Correct Factor (dB)	Reading Level (dBuV)	Measure Level (dBuV/m)	Margin (dB)	Limit (dBuV/m)	Detector Type
1		5134.348	10.509	44.478	54.987	-19.013	74.000	PEAK
2		5150.000	10.470	41.800	52.271	-21.729	74.000	PEAK
3	*	5294.783	11.104	76.015	87.118	13.118	74.000	PEAK
4		5350.000	11.024	43.766	54.790	-19.210	74.000	PEAK
5		5372.609	10.964	46.066	57.030	-16.970	74.000	PEAK

Note:

1. All readings above 1GHz are performed with peak and/or average measurements as necessary.
2. Measurement Level = Reading Level + Correct Factor.
3. The average measurement was not performed when the peak measured data under the limit of average detection.

Product : Intel® Wireless-AC 9560
Test Item : Band Edge Data
Test Date : 2018/12/27
Test Mode : Mode 1 SISO A: Transmit (802.11ac-160BW_65Mbps)-Channel 50 (5250MHz)

Horizontal

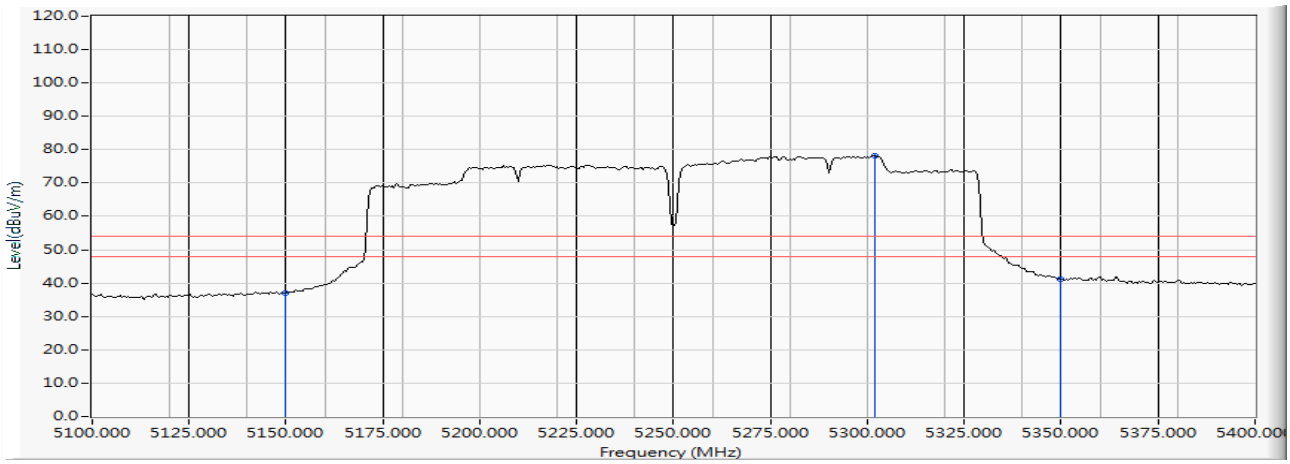

		Frequency (MHz)	Correct Factor (dB)	Reading Level (dBuV)	Measure Level (dBuV/m)	Margin (dB)	Limit (dBuV/m)	Detector Type
1		5150.000	10.470	26.414	36.885	-17.115	54.000	AVERAGE
2	*	5301.739	11.147	66.907	78.054	24.054	54.000	AVERAGE
3		5350.000	11.024	30.290	41.314	-12.686	54.000	AVERAGE

Note:

1. All readings above 1GHz are performed with peak and/or average measurements as necessary.
2. Measurement Level = Reading Level + Correct Factor.
3. The average measurement was not performed when the peak measured data under the limit of average detection.

Product : Intel® Wireless-AC 9560
Test Item : Band Edge Data
Test Date : 2018/12/27
Test Mode : Mode 1 SISO A: Transmit (802.11ac-160BW_65Mbps)-Channel 50 (5250MHz)

Vertical

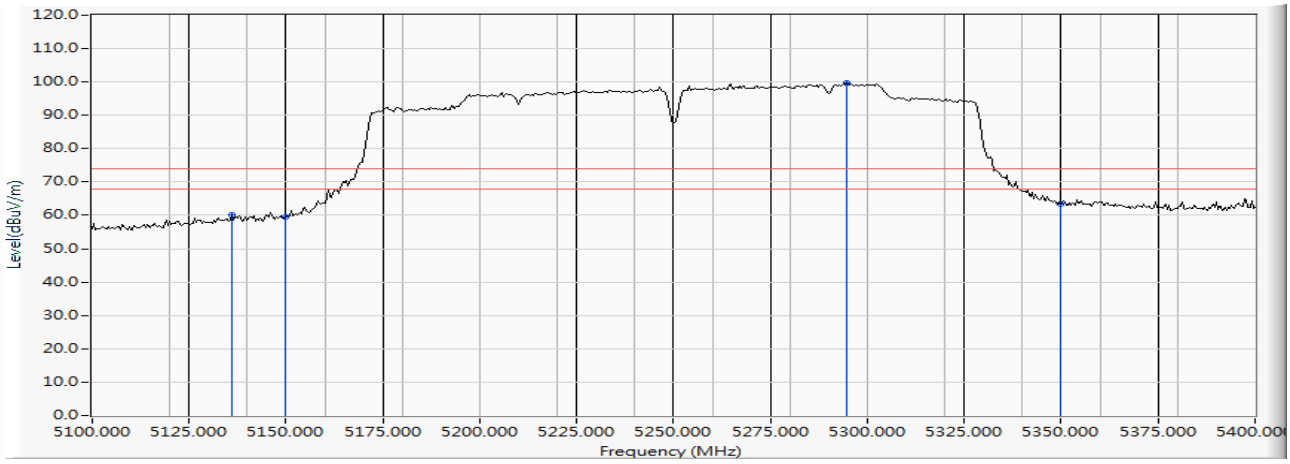

		Frequency (MHz)	Correct Factor (dB)	Reading Level (dBuV)	Measure Level (dBuV/m)	Margin (dB)	Limit (dBuV/m)	Detector Type
1		5136.087	12.337	47.961	60.298	-13.702	74.000	PEAK
2		5150.000	12.390	47.228	59.618	-14.382	74.000	PEAK
3	*	5294.783	13.004	86.650	99.653	25.653	74.000	PEAK
4		5350.000	12.999	50.303	63.302	-10.698	74.000	PEAK

Note:

1. All readings above 1GHz are performed with peak and/or average measurements as necessary.
2. Measurement Level = Reading Level + Correct Factor.
3. The average measurement was not performed when the peak measured data under the limit of average detection.

Product : Intel® Wireless-AC 9560
Test Item : Band Edge Data
Test Date : 2018/12/27
Test Mode : Mode 1 SISO A: Transmit (802.11ac-160BW_65Mbps)-Channel 50 (5250MHz)

Vertical

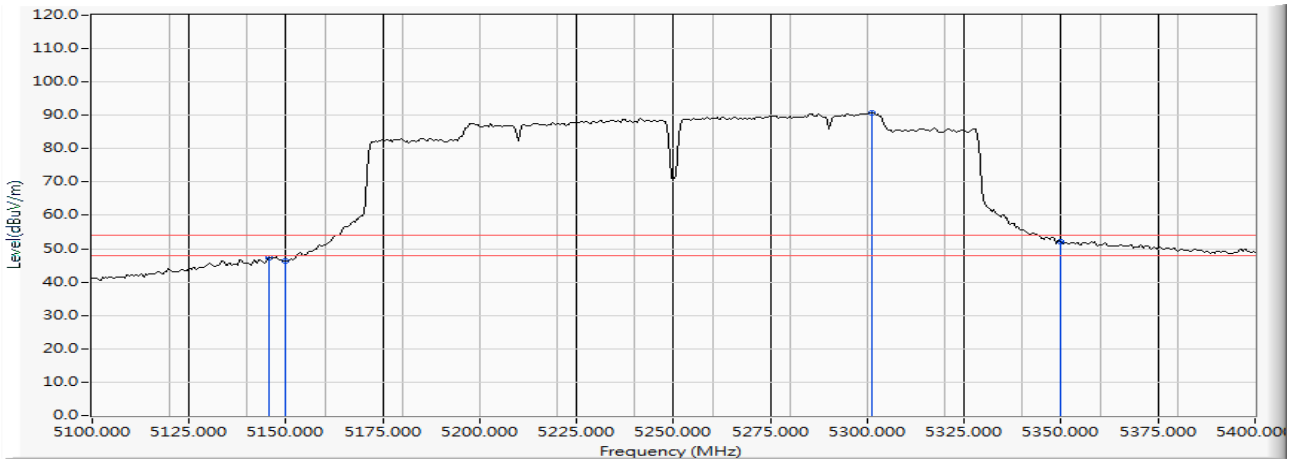

		Frequency (MHz)	Correct Factor (dB)	Reading Level (dBuV)	Measure Level (dBuV/m)	Margin (dB)	Limit (dBuV/m)	Detector Type
1		5145.652	12.374	34.977	47.351	-6.649	54.000	AVERAGE
2		5150.000	12.390	34.038	46.428	-7.572	54.000	AVERAGE
3	*	5301.304	13.028	77.596	90.625	36.625	54.000	AVERAGE
4		5350.000	12.999	38.985	51.984	-2.016	54.000	AVERAGE

Note:

1. All readings above 1GHz are performed with peak and/or average measurements as necessary.
2. Measurement Level = Reading Level + Correct Factor.
3. The average measurement was not performed when the peak measured data under the limit of average detection.

Product : Intel® Wireless-AC 9560
Test Item : Band Edge Data
Test Date : 2018/12/27
Test Mode : Mode 1 SISO A: Transmit (802.11ac-160BW_65Mbps) -Channel 114 (5570MHz)

Horizontal

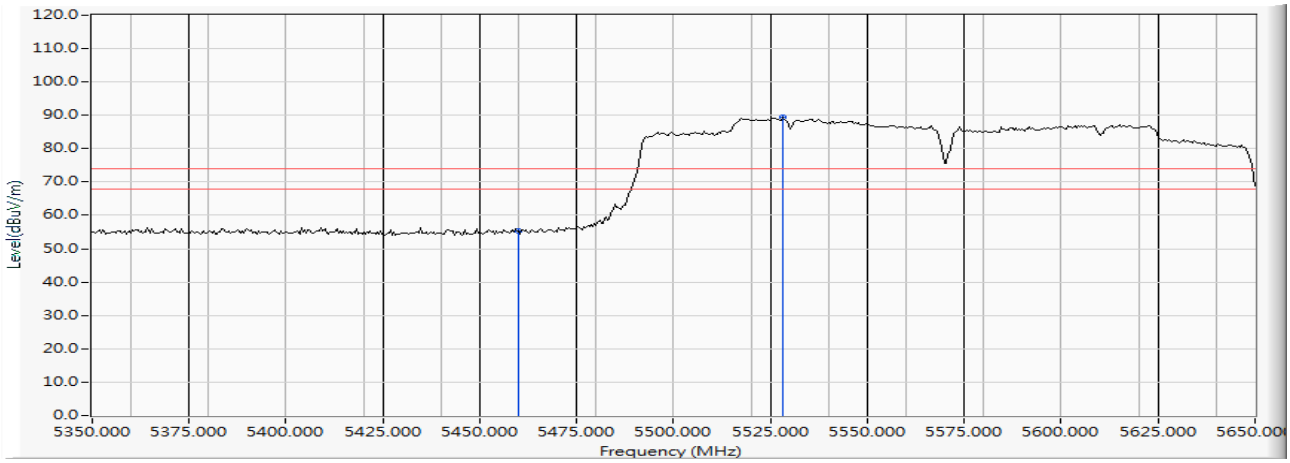

		Frequency (MHz)	Correct Factor (dB)	Reading Level (dBuV)	Measure Level (dBuV/m)	Margin (dB)	Limit (dBuV/m)	Detector Type
1		5460.000	11.703	43.748	55.451	-18.549	74.000	PEAK
2	*	5528.261	12.016	77.296	89.312	15.312	74.000	PEAK

Note:

1. All readings above 1GHz are performed with peak and/or average measurements as necessary.
2. Measurement Level = Reading Level + Correct Factor.
3. The average measurement was not performed when the peak measured data under the limit of average detection.

Product : Intel® Wireless-AC 9560
Test Item : Band Edge Data
Test Date : 2018/12/27
Test Mode : Mode 1 SISO A: Transmit (802.11ac-160BW_65Mbps) -Channel 114 (5570MHz)

Horizontal

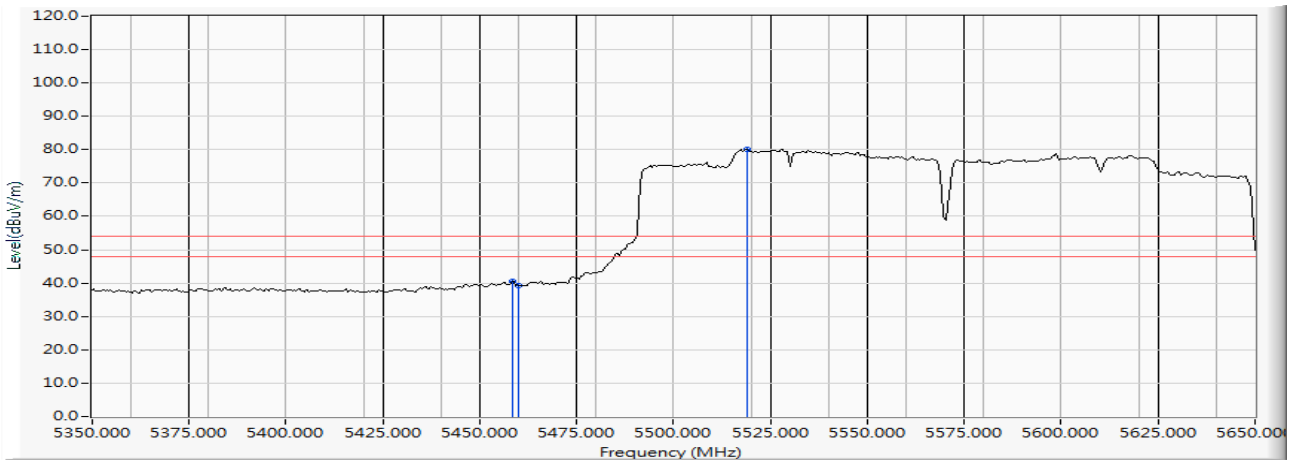

		Frequency (MHz)	Correct Factor (dB)	Reading Level (dBuV)	Measure Level (dBuV/m)	Margin (dB)	Limit (dBuV/m)	Detector Type
1		5458.261	11.680	29.010	40.689	-13.311	54.000	AVERAGE
2		5460.000	11.703	27.665	39.368	-14.632	54.000	AVERAGE
3	*	5519.130	12.090	68.061	80.151	26.151	54.000	AVERAGE

Note:

1. All readings above 1GHz are performed with peak and/or average measurements as necessary.
2. Measurement Level = Reading Level + Correct Factor.
3. The average measurement was not performed when the peak measured data under the limit of average detection.

Product : Intel® Wireless-AC 9560
Test Item : Band Edge Data
Test Date : 2018/12/27
Test Mode : Mode 1 SISO A: Transmit (802.11ac-160BW_65Mbps) -Channel 114 (5570MHz)

Vertical

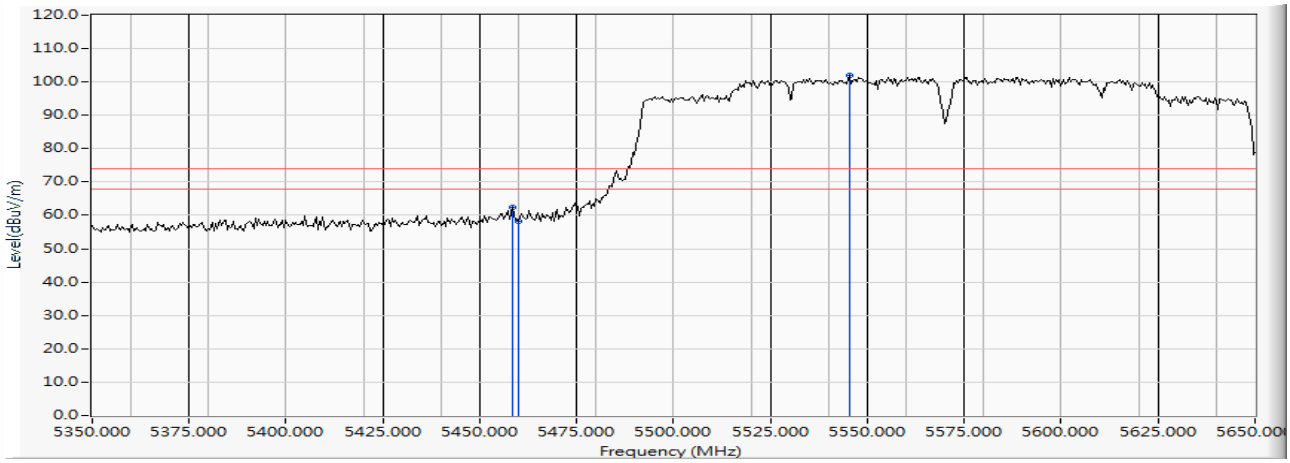

		Frequency (MHz)	Correct Factor (dB)	Reading Level (dBuV)	Measure Level (dBuV/m)	Margin (dB)	Limit (dBuV/m)	Detector Type
1		5458.261	13.378	49.133	62.510	-11.490	74.000	PEAK
2		5460.000	13.390	44.863	58.253	-15.747	74.000	PEAK
3	*	5545.217	13.388	88.587	101.975	27.975	74.000	PEAK

Note:

1. All readings above 1GHz are performed with peak and/or average measurements as necessary.
2. Measurement Level = Reading Level + Correct Factor.
3. The average measurement was not performed when the peak measured data under the limit of average detection

Product : Intel® Wireless-AC 9560
Test Item : Band Edge Data
Test Date : 2018/12/27
Test Mode : Mode 1 SISO A: Transmit (802.11ac-160BW_65Mbps) -Channel 114 (5570MHz)

Vertical

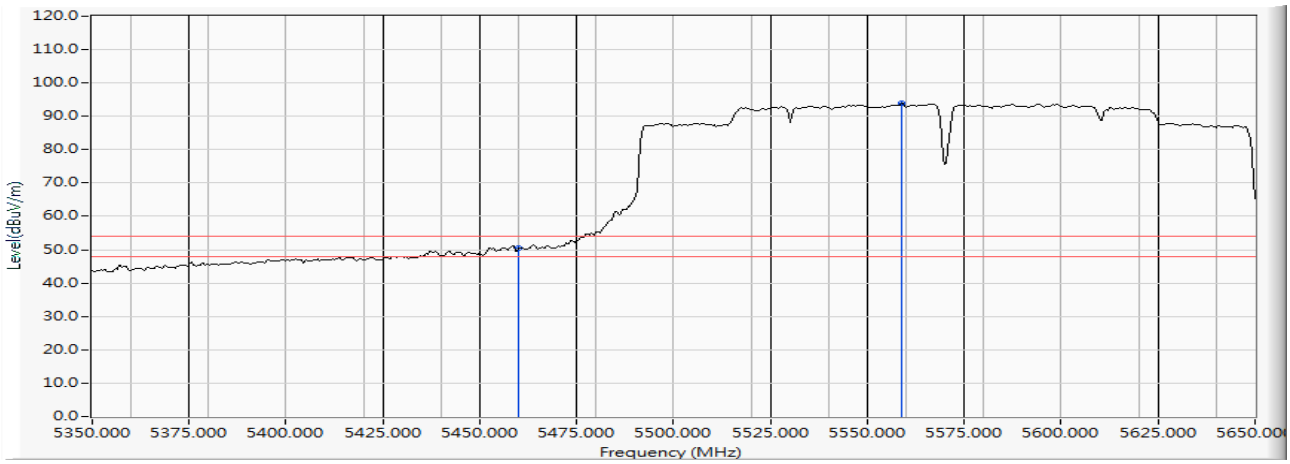

		Frequency (MHz)	Correct Factor (dB)	Reading Level (dBuV)	Measure Level (dBuV/m)	Margin (dB)	Limit (dBuV/m)	Detector Type
1		5460.000	13.390	37.051	50.441	-3.559	54.000	AVERAGE
2	*	5558.696	13.303	80.749	94.052	40.052	54.000	AVERAGE

Note:

1. All readings above 1GHz are performed with peak and/or average measurements as necessary.
2. Measurement Level = Reading Level + Correct Factor.
3. The average measurement was not performed when the peak measured data under the limit of average detection

.

Product : Intel® Wireless-AC 9560
Test Item : Band Edge Data
Test Date : 2018/12/27
Test Mode : Mode 1 SISO A: Transmit (802.11ac-80BW_32.5Mbps) -Channel 106 (5530MHz)

Horizontal

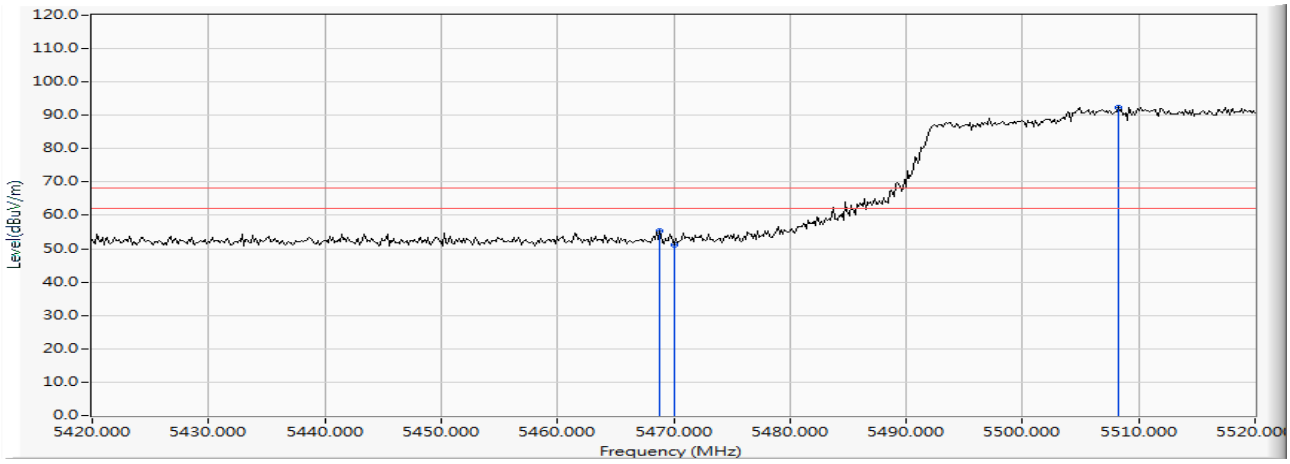

		Frequency (MHz)	Correct Factor (dB)	Reading Level (dBuV)	Measure Level (dBuV/m)	Margin (dB)	Limit (dBuV/m)	Detector Type
1		5468.841	11.823	43.442	55.265	-12.955	68.220	PEAK
2		5470.000	11.838	39.290	51.128	-17.092	68.220	PEAK
3	*	5508.261	12.177	80.316	92.493	24.273	68.220	PEAK

Product : Intel® Wireless-AC 9560
Test Item : Band Edge Data
Test Date : 2018/12/27
Test Mode : Mode 1 SISO A: Transmit (802.11ac-80BW_32.5Mbps) -Channel 106 (5530MHz)

Vertical

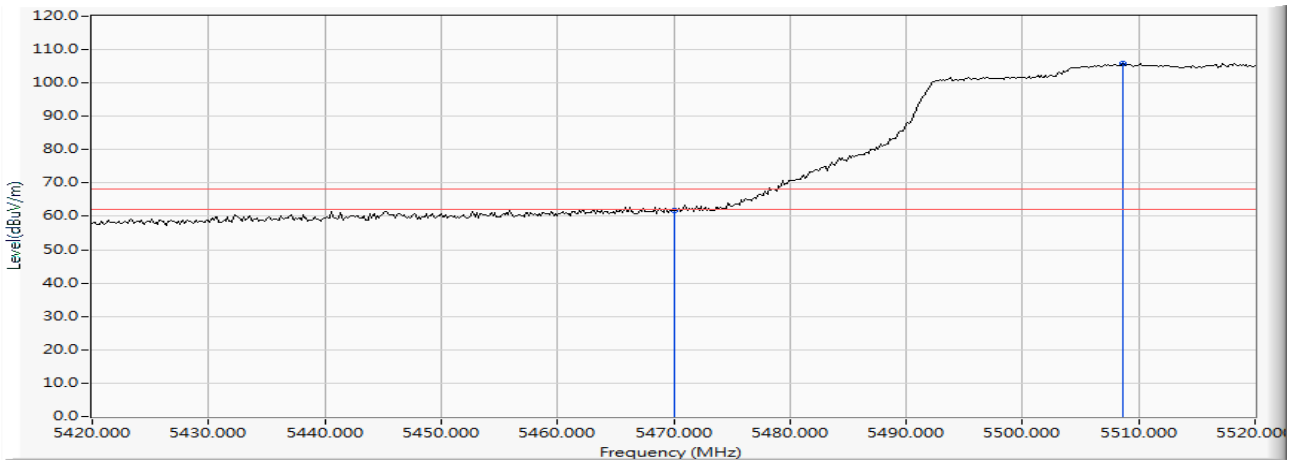

		Frequency (MHz)	Correct Factor (dB)	Reading Level (dBuV)	Measure Level (dBuV/m)	Margin (dB)	Limit (dBuV/m)	Detector Type
1		5470.000	13.462	48.455	61.917	-6.303	68.220	PEAK
2	*	5508.696	13.621	92.145	105.766	37.546	68.220	PEAK

Product : Intel® Wireless-AC 9560
Test Item : Band Edge Data
Test Date : 2018/12/27
Test Mode : Mode 1 SISO A: Transmit (802.11ac-80BW_32.5Mbps) -Channel 155 (5775MHz)

Horizontal

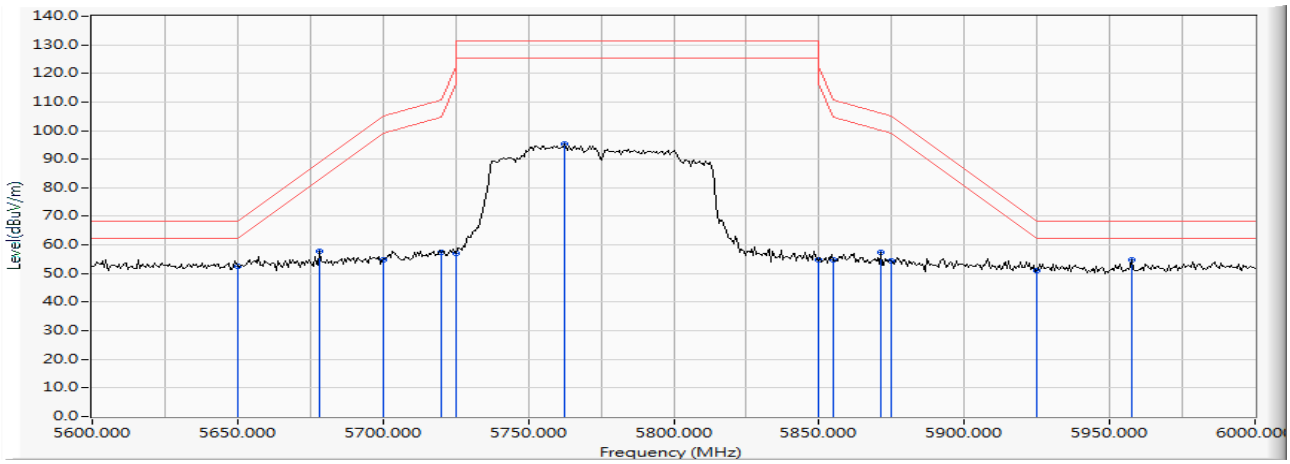

		Frequency (MHz)	Correct Factor (dB)	Reading Level (dBuV)	Measure Level (dBuV/m)	Margin (dB)	Limit (dBuV/m)	Detector Type
1		5650.000	11.554	40.968	52.523	-15.697	68.220	PEAK
2		5678.261	11.621	46.314	57.935	-31.187	89.122	PEAK
3		5700.000	11.647	43.210	54.857	-50.343	105.200	PEAK
4		5720.000	11.607	45.959	57.566	-53.234	110.800	PEAK
5		5725.000	11.592	45.642	57.234	-64.966	122.200	PEAK
6		5762.319	11.474	83.927	95.401	-35.799	131.200	PEAK
7		5850.000	11.701	43.143	54.844	-67.356	122.200	PEAK
8		5855.000	11.735	42.969	54.704	-56.096	110.800	PEAK
9		5871.304	11.848	45.478	57.326	-48.909	106.235	PEAK
10		5875.000	11.873	42.525	54.398	-50.802	105.200	PEAK
11		5925.000	12.068	39.111	51.180	-17.020	68.200	PEAK
12	*	5957.681	12.095	42.652	54.747	-13.453	68.200	PEAK

Product : Intel® Wireless-AC 9560
Test Item : Band Edge Data
Test Date : 2018/12/27
Test Mode : Mode 1 SISO A: Transmit (802.11ac-80BW_32.5Mbps) -Channel 155 (5775MHz)

Vertical

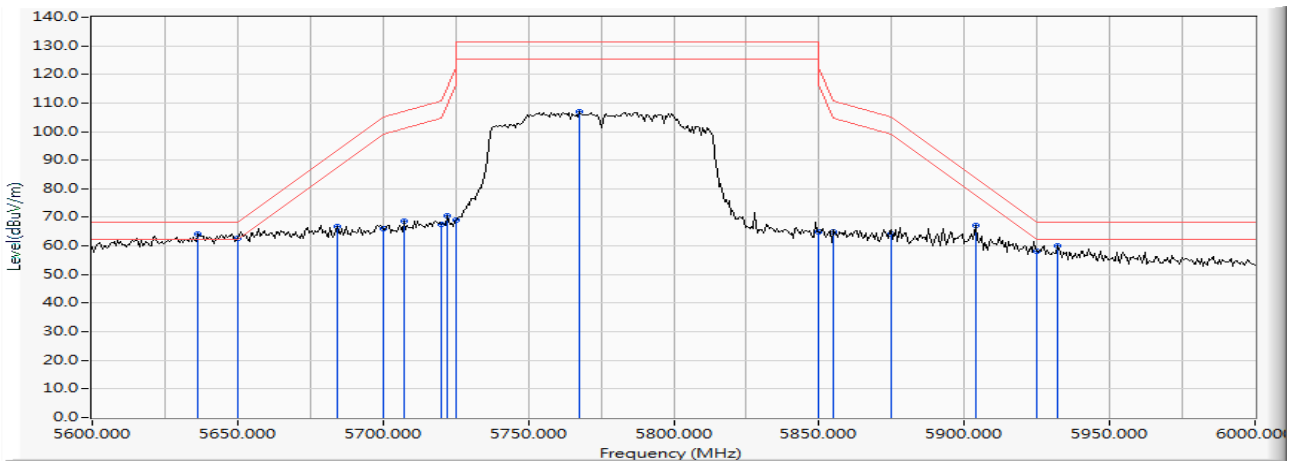

		Frequency (MHz)	Correct Factor (dB)	Reading Level (dBuV)	Measure Level (dBuV/m)	Margin (dB)	Limit (dBuV/m)	Detector Type
1	*	5636.522	13.033	51.053	64.086	-4.134	68.220	PEAK
2		5650.000	13.029	49.672	62.701	-5.519	68.220	PEAK
3		5684.058	13.020	53.962	66.983	-26.426	93.409	PEAK
4		5700.000	13.003	53.201	66.204	-38.996	105.200	PEAK
5		5707.246	12.988	55.647	68.636	-38.593	107.229	PEAK
6		5720.000	12.947	54.681	67.628	-43.172	110.800	PEAK
7		5722.319	12.940	57.694	70.633	-45.454	116.087	PEAK
8		5725.000	12.930	56.052	68.982	-53.218	122.200	PEAK
9		5767.536	12.781	94.229	107.010	-24.190	131.200	PEAK
10		5850.000	12.774	51.983	64.757	-57.443	122.200	PEAK
11		5855.000	12.784	52.229	65.013	-45.787	110.800	PEAK
12		5875.000	12.825	51.508	64.333	-40.867	105.200	PEAK
13		5903.768	12.882	54.466	67.348	-16.564	83.912	PEAK
14		5925.000	12.911	45.337	58.248	-9.952	68.200	PEAK
15		5932.174	12.921	46.979	59.900	-8.300	68.200	PEAK

Product : Intel® Wireless-AC 9560
Test Item : Band Edge Data
Test Date : 2018/12/27
Test Mode : Mode 1 SISO A: Transmit (802.11ac-160BW_65Mbps)-Channel 114 (5570MHz)

Horizontal

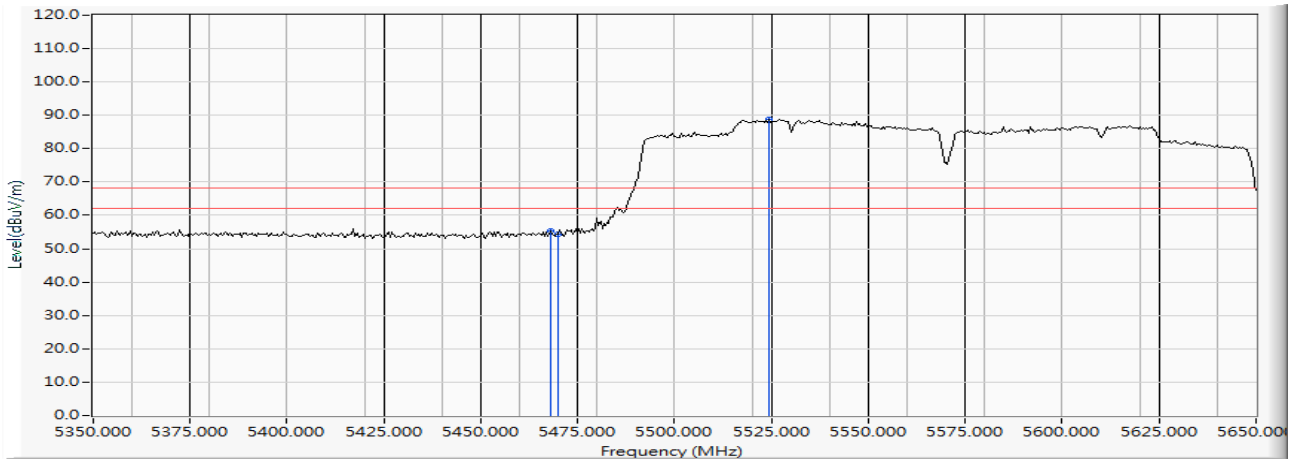

		Frequency (MHz)	Correct Factor (dB)	Reading Level (dBuV)	Measure Level (dBuV/m)	Margin (dB)	Limit (dBuV/m)	Detector Type
1		5467.826	11.809	43.518	55.327	-12.893	68.220	PEAK
2		5470.000	11.838	42.526	54.364	-13.856	68.220	PEAK
3	*	5524.348	12.048	76.714	88.761	20.541	68.220	PEAK

Product : Intel® Wireless-AC 9560
Test Item : Band Edge Data
Test Date : 2018/12/27
Test Mode : Mode 1 SISO A: Transmit (802.11ac-160BW_65Mbps)-Channel 114 (5570MHz)

Vertical

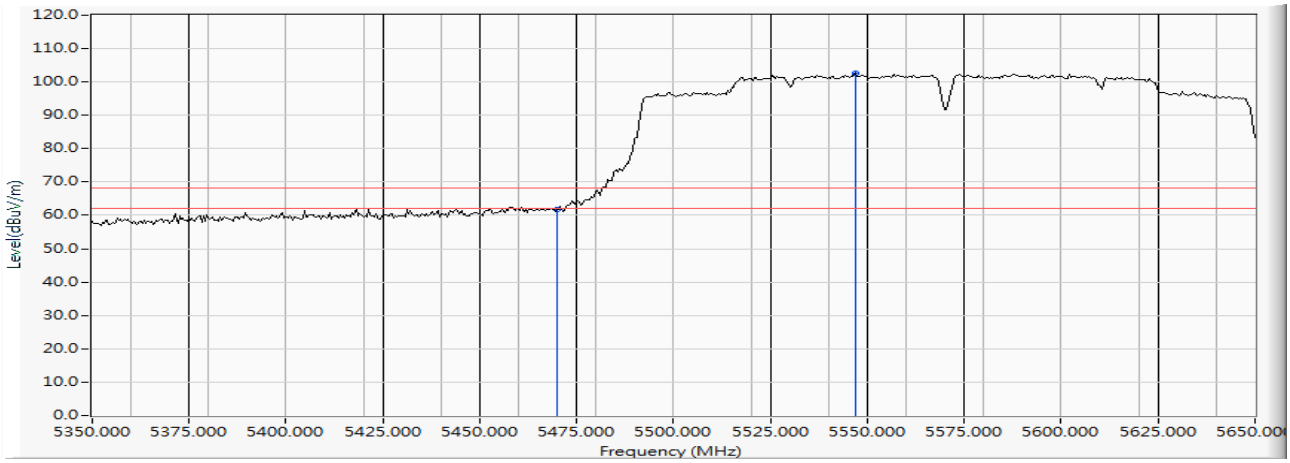

		Frequency (MHz)	Correct Factor (dB)	Reading Level (dBuV)	Measure Level (dBuV/m)	Margin (dB)	Limit (dBuV/m)	Detector Type
1		5470.000	13.462	48.338	61.800	-6.420	68.220	PEAK
2	*	5546.957	13.377	89.378	102.755	34.535	68.220	PEAK

Product : Intel® Wireless-AC 9560
Test Item : Band Edge Data
Test Date : 2018/12/27
Test Mode : Mode 2 SISO B: Transmit (802.11a_6Mbps)-Channel 36 (5180MHz)

Horizontal

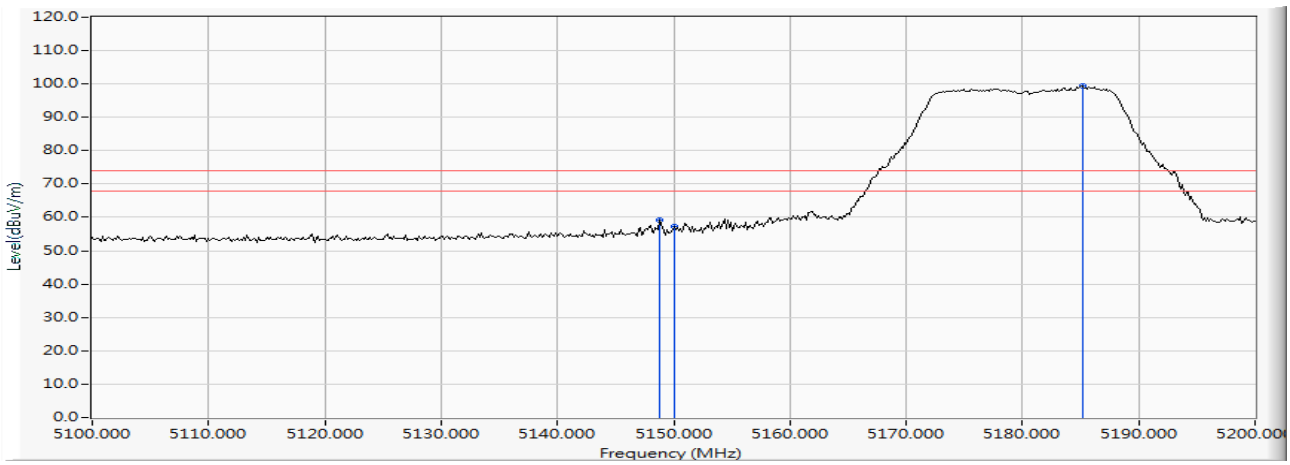

		Frequency (MHz)	Correct Factor (dB)	Reading Level (dBuV)	Measure Level (dBuV/m)	Margin (dB)	Limit (dBuV/m)	Detector Type
1		5148.841	10.474	48.791	59.265	-14.735	74.000	PEAK
2		5150.000	10.470	46.671	57.142	-16.858	74.000	PEAK
3	*	5185.217	10.380	89.183	99.563	25.563	74.000	PEAK

Note:

1. All readings above 1GHz are performed with peak and/or average measurements as necessary.
2. Measurement Level = Reading Level + Correct Factor.
3. The average measurement was not performed when the peak measured data under the limit of average detection.

Product	:	Intel® Wireless-AC 9560
Test Item	:	Band Edge Data
Test Date	:	2018/12/27
Test Mode	:	Mode 2 SISO B: Transmit (802.11a_6Mbps)-Channel 36 (5180MHz)

Horizontal

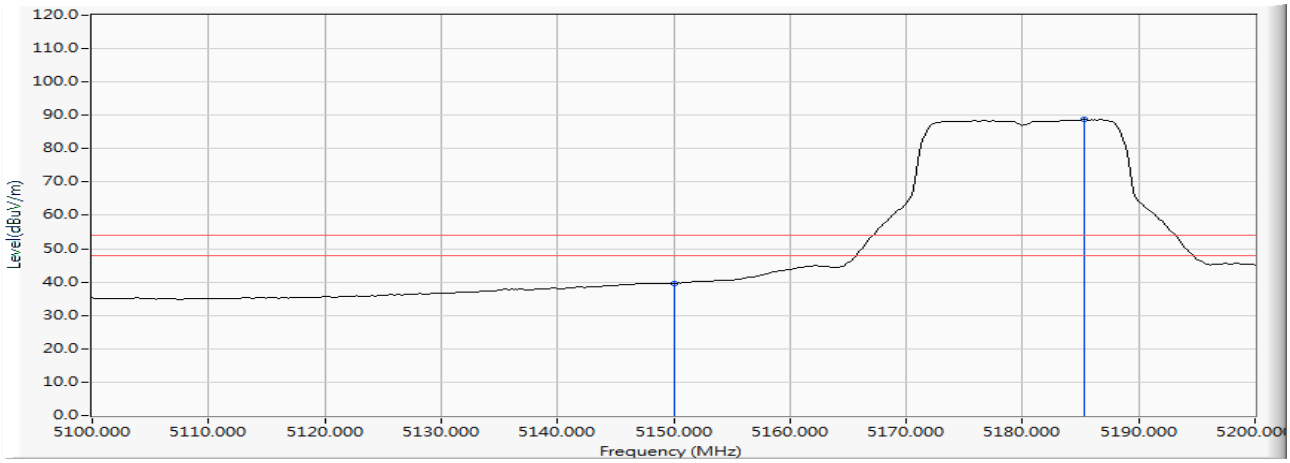

		Frequency (MHz)	Correct Factor (dB)	Reading Level (dBuV)	Measure Level (dBuV/m)	Margin (dB)	Limit (dBuV/m)	Detector Type
1		5150.000	10.470	29.061	39.532	-14.468	54.000	AVERAGE
2	*	5185.362	10.379	78.287	88.667	34.667	54.000	AVERAGE

Note:

1. All readings above 1GHz are performed with peak and/or average measurements as necessary.
2. Measurement Level = Reading Level + Correct Factor.
3. The average measurement was not performed when the peak measured data under the limit of average detection.

Product : Intel® Wireless-AC 9560
Test Item : Band Edge Data
Test Date : 2018/12/27
Test Mode : Mode 2 SISO B: Transmit (802.11a_6Mbps)-Channel 36 (5180MHz)

Vertical

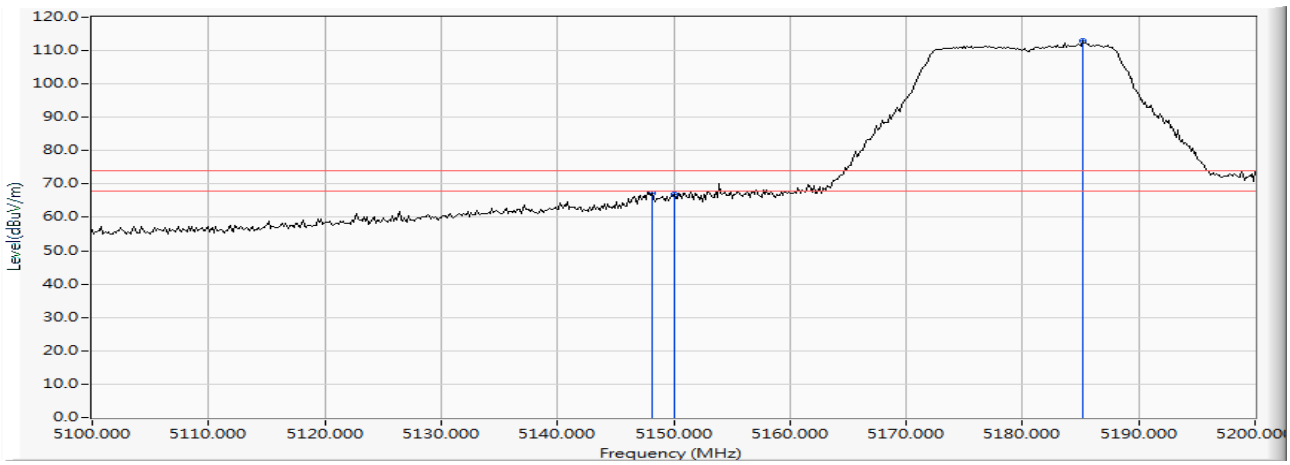

		Frequency (MHz)	Correct Factor (dB)	Reading Level (dBuV)	Measure Level (dBuV/m)	Margin (dB)	Limit (dBuV/m)	Detector Type
1		5148.116	12.384	54.922	67.305	-6.695	74.000	PEAK
2		5150.000	12.390	54.571	66.961	-7.039	74.000	PEAK
3	*	5185.217	12.521	100.243	112.764	38.764	74.000	PEAK

Note:

1. All readings above 1GHz are performed with peak and/or average measurements as necessary.
2. Measurement Level = Reading Level + Correct Factor.
3. The average measurement was not performed when the peak measured data under the limit of average detection.

Product : Intel® Wireless-AC 9560
Test Item : Band Edge Data
Test Date : 2018/12/27
Test Mode : Mode 2 SISO B: Transmit (802.11a_6Mbps)-Channel 36 (5180MHz)

Vertical

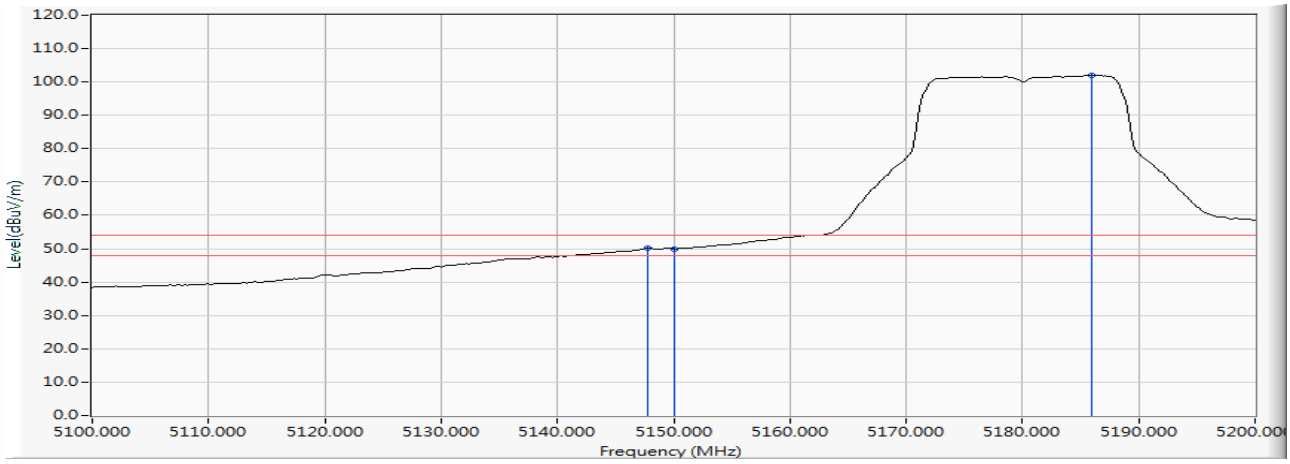

		Frequency (MHz)	Correct Factor (dB)	Reading Level (dBuV)	Measure Level (dBuV/m)	Margin (dB)	Limit (dBuV/m)	Detector Type
1		5147.826	12.382	37.871	50.253	-3.747	54.000	AVERAGE
2		5150.000	12.390	37.561	49.951	-4.049	54.000	AVERAGE
3	*	5185.942	12.523	89.528	102.051	48.051	54.000	AVERAGE

Note:

1. All readings above 1GHz are performed with peak and/or average measurements as necessary.
2. Measurement Level = Reading Level + Correct Factor.
3. The average measurement was not performed when the peak measured data under the limit of average detection.

Product	:	Intel® Wireless-AC 9560
Test Item	:	Band Edge Data
Test Date	:	2018/12/27
Test Mode	:	Mode 2 SISO B: Transmit (802.11a_6Mbps) -Channel 64 (5320MHz)

Horizontal

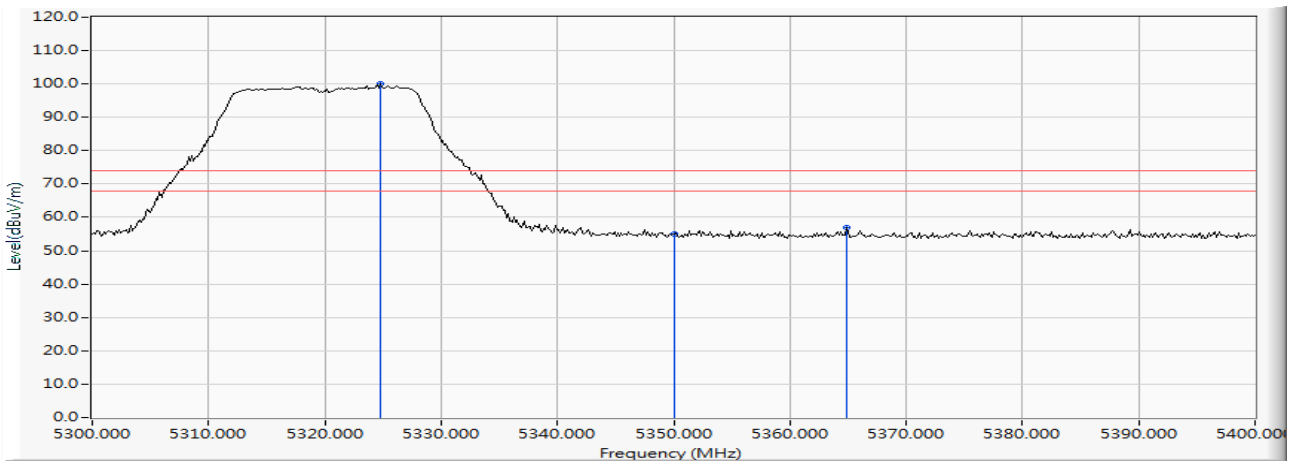

		Frequency (MHz)	Correct Factor (dB)	Reading Level (dBuV)	Measure Level (dBuV/m)	Margin (dB)	Limit (dBuV/m)	Detector Type
1	*	5324.783	11.089	88.882	99.971	25.971	74.000	PEAK
2		5350.000	11.024	44.137	55.161	-18.839	74.000	PEAK
3		5364.928	10.985	45.841	56.825	-17.175	74.000	PEAK

Note:

1. All readings above 1GHz are performed with peak and/or average measurements as necessary.
2. Measurement Level = Reading Level + Correct Factor.
3. The average measurement was not performed when the peak measured data under the limit of average detection.

Product	:	Intel® Wireless-AC 9560
Test Item	:	Band Edge Data
Test Date	:	2018/12/27
Test Mode	:	Mode 2 SISO B: Transmit (802.11a_6Mbps) -Channel 64 (5320MHz)

Horizontal

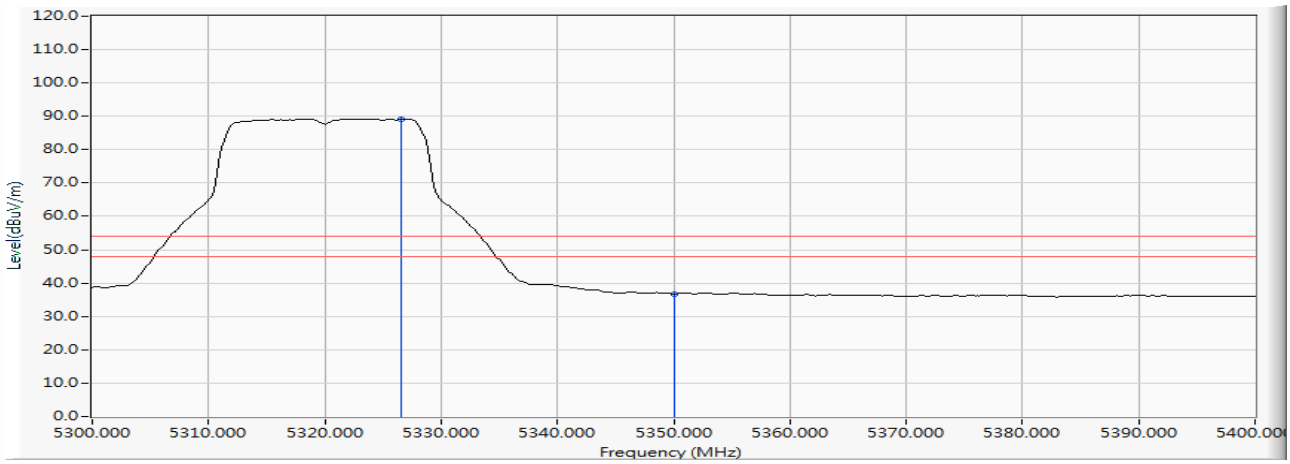

		Frequency (MHz)	Correct Factor (dB)	Reading Level (dBuV)	Measure Level (dBuV/m)	Margin (dB)	Limit (dBuV/m)	Detector Type
1	*	5326.522	11.084	78.070	89.154	35.154	54.000	AVERAGE
2		5350.000	11.024	25.754	36.778	-17.222	54.000	AVERAGE

Note:

1. All readings above 1GHz are performed with peak and/or average measurements as necessary.
2. Measurement Level = Reading Level + Correct Factor.
3. The average measurement was not performed when the peak measured data under the limit of average detection.

Product : Intel® Wireless-AC 9560
Test Item : Band Edge Data
Test Date : 2018/12/27
Test Mode : Mode 2 SISO B: Transmit (802.11a_6Mbps) -Channel 64 (5320MHz)

Vertical

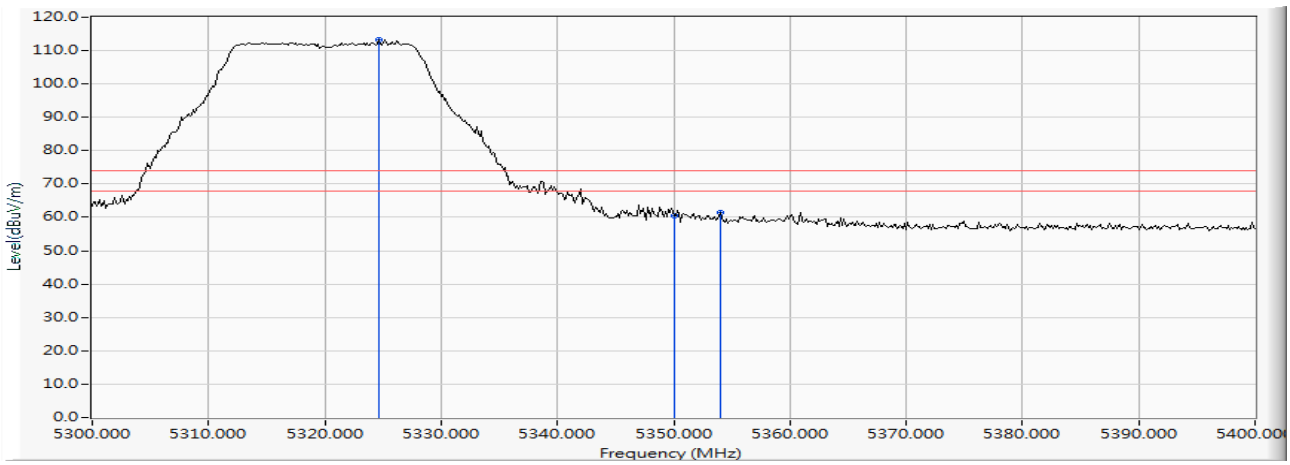

		Frequency (MHz)	Correct Factor (dB)	Reading Level (dBuV)	Measure Level (dBuV/m)	Margin (dB)	Limit (dBuV/m)	Detector Type
1	*	5324.638	13.014	100.286	113.300	39.300	74.000	PEAK
2		5350.000	12.999	47.435	60.434	-13.566	74.000	PEAK
3		5354.058	12.996	48.488	61.484	-12.516	74.000	PEAK

Note:

1. All readings above 1GHz are performed with peak and/or average measurements as necessary.
2. Measurement Level = Reading Level + Correct Factor.
3. The average measurement was not performed when the peak measured data under the limit of average detection.

Product : Intel® Wireless-AC 9560
Test Item : Band Edge Data
Test Date : 2018/12/27
Test Mode : Mode 2 SISO B: Transmit (802.11a_6Mbps) -Channel 64 (5320MHz)

Vertical

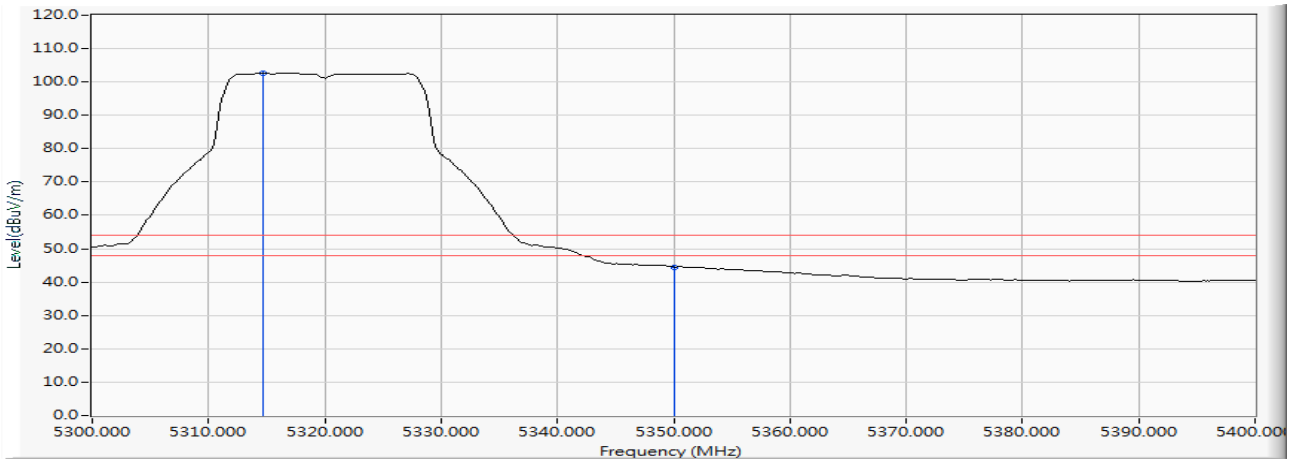

		Frequency (MHz)	Correct Factor (dB)	Reading Level (dBuV)	Measure Level (dBuV/m)	Margin (dB)	Limit (dBuV/m)	Detector Type
1	*	5314.638	13.021	89.616	102.637	48.637	54.000	AVERAGE
2		5350.000	12.999	31.490	44.489	-9.511	54.000	AVERAGE

Note:

1. All readings above 1GHz are performed with peak and/or average measurements as necessary.
2. Measurement Level = Reading Level + Correct Factor.
3. The average measurement was not performed when the peak measured data under the limit of average detection.

Product : Intel® Wireless-AC 9560
Test Item : Band Edge Data
Test Date : 2018/12/27
Test Mode : Mode 2 SISO B: Transmit (802.11a_6Mbps) -Channel 100 (5500MHz)

Horizontal

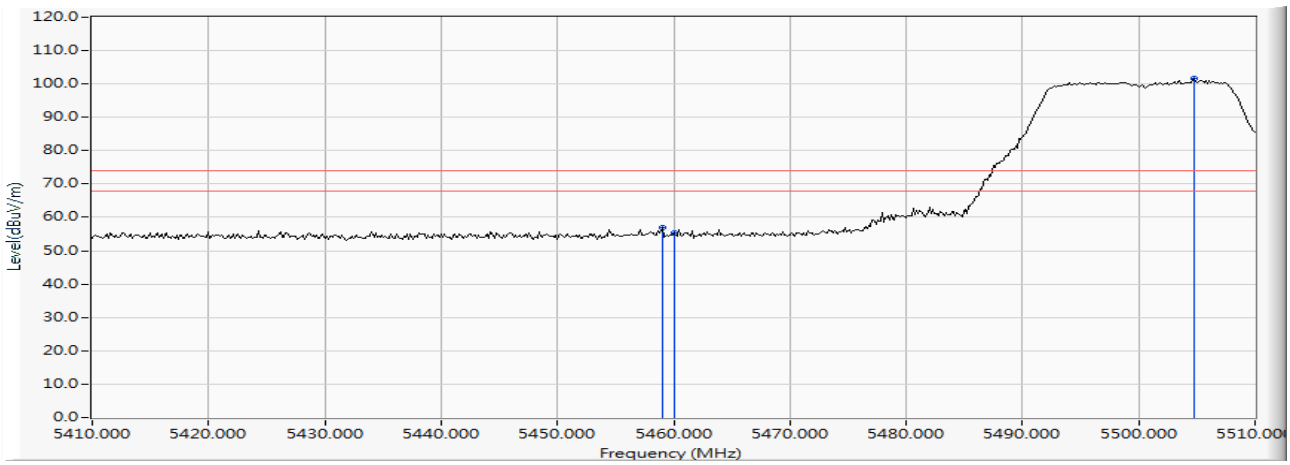

		Frequency (MHz)	Correct Factor (dB)	Reading Level (dBuV)	Measure Level (dBuV/m)	Margin (dB)	Limit (dBuV/m)	Detector Type
1		5458.986	11.689	45.330	57.019	-16.981	74.000	PEAK
2		5460.000	11.703	43.626	55.329	-18.671	74.000	PEAK
3	*	5504.783	12.203	89.459	101.661	27.661	74.000	PEAK

Note:

1. All readings above 1GHz are performed with peak and/or average measurements as necessary.
2. Measurement Level = Reading Level + Correct Factor.
3. The average measurement was not performed when the peak measured data under the limit of average detection.

Product	:	Intel® Wireless-AC 9560
Test Item	:	Band Edge Data
Test Date	:	2018/12/27
Test Mode	:	Mode 2 SISO B: Transmit (802.11a_6Mbps) -Channel 100 (5500MHz)

Horizontal

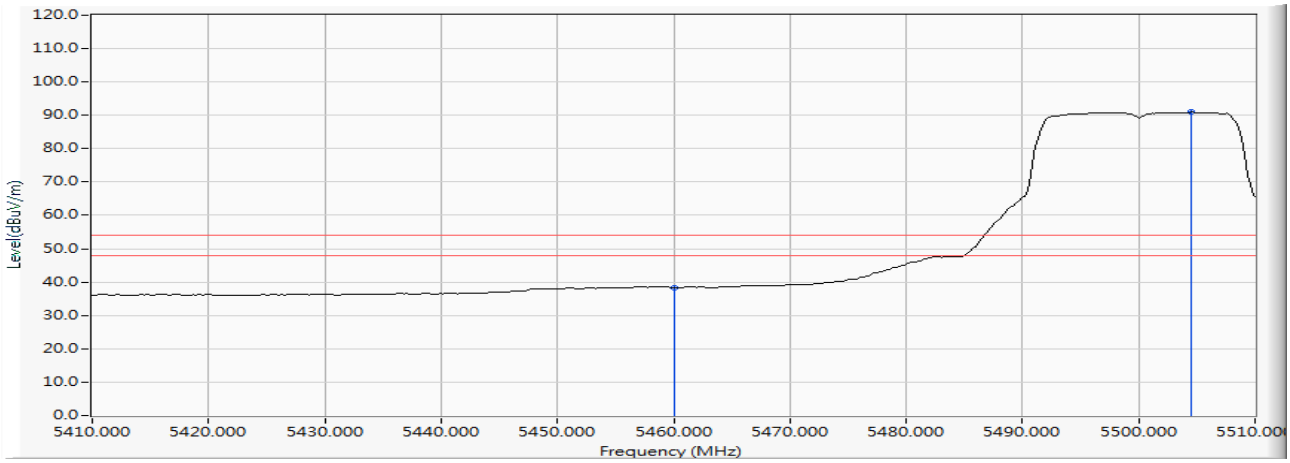

		Frequency (MHz)	Correct Factor (dB)	Reading Level (dBuV)	Measure Level (dBuV/m)	Margin (dB)	Limit (dBuV/m)	Detector Type
1		5460.000	11.703	26.636	38.339	-15.661	54.000	AVERAGE
2	*	5504.493	12.199	78.720	90.920	36.920	54.000	AVERAGE

Note:

1. All readings above 1GHz are performed with peak and/or average measurements as necessary.
2. Measurement Level = Reading Level + Correct Factor.
3. The average measurement was not performed when the peak measured data under the limit of average detection.

Product : Intel® Wireless-AC 9560
Test Item : Band Edge Data
Test Date : 2018/12/27
Test Mode : Mode 2 SISO B: Transmit (802.11a_6Mbps) -Channel 100 (5500MHz)

Vertical

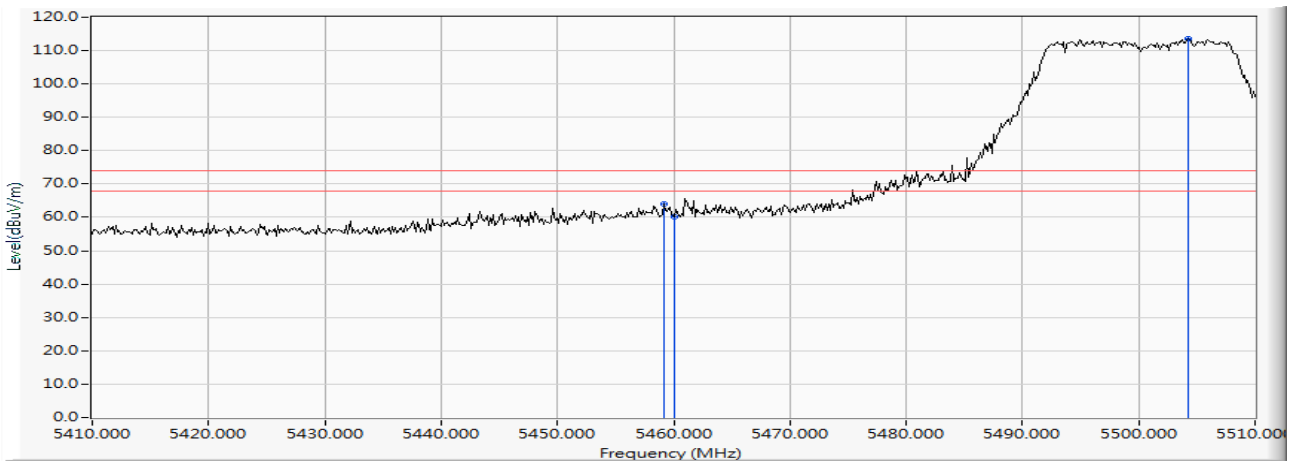

		Frequency (MHz)	Correct Factor (dB)	Reading Level (dBuV)	Measure Level (dBuV/m)	Margin (dB)	Limit (dBuV/m)	Detector Type
1		5459.130	13.383	50.681	64.064	-9.936	74.000	PEAK
2		5460.000	13.390	46.655	60.045	-13.955	74.000	PEAK
3	*	5504.203	13.642	99.775	113.417	39.417	74.000	PEAK

Note:

1. All readings above 1GHz are performed with peak and/or average measurements as necessary.
2. Measurement Level = Reading Level + Correct Factor.
3. The average measurement was not performed when the peak measured data under the limit of average detection.

Product : Intel® Wireless-AC 9560
Test Item : Band Edge Data
Test Date : 2018/12/27
Test Mode : Mode 2 SISO B: Transmit (802.11a_6Mbps) -Channel 100 (5500MHz)

Vertical

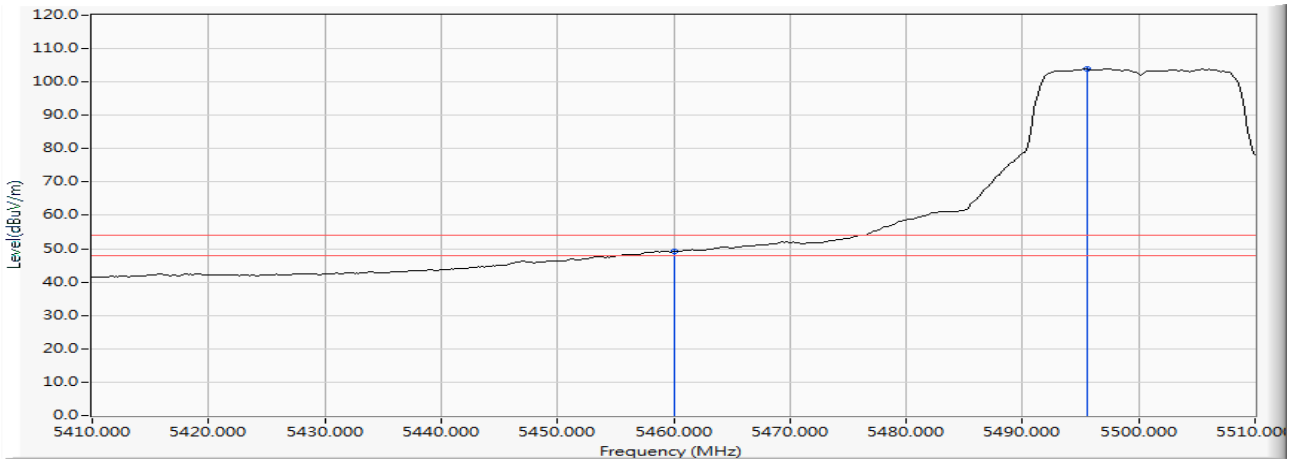

		Frequency (MHz)	Correct Factor (dB)	Reading Level (dBuV)	Measure Level (dBuV/m)	Margin (dB)	Limit (dBuV/m)	Detector Type
1		5460.000	13.390	35.701	49.091	-4.909	54.000	AVERAGE
2	*	5495.507	13.615	90.202	103.817	49.817	54.000	AVERAGE

Note:

1. All readings above 1GHz are performed with peak and/or average measurements as necessary.
2. Measurement Level = Reading Level + Correct Factor.
3. The average measurement was not performed when the peak measured data under the limit of average detection.

Product : Intel® Wireless-AC 9560
Test Item : Band Edge Data
Test Date : 2018/12/27
Test Mode : Mode 2 SISO B: Transmit (802.11a_6Mbps) -Channel 100 (5500MHz)

Horizontal

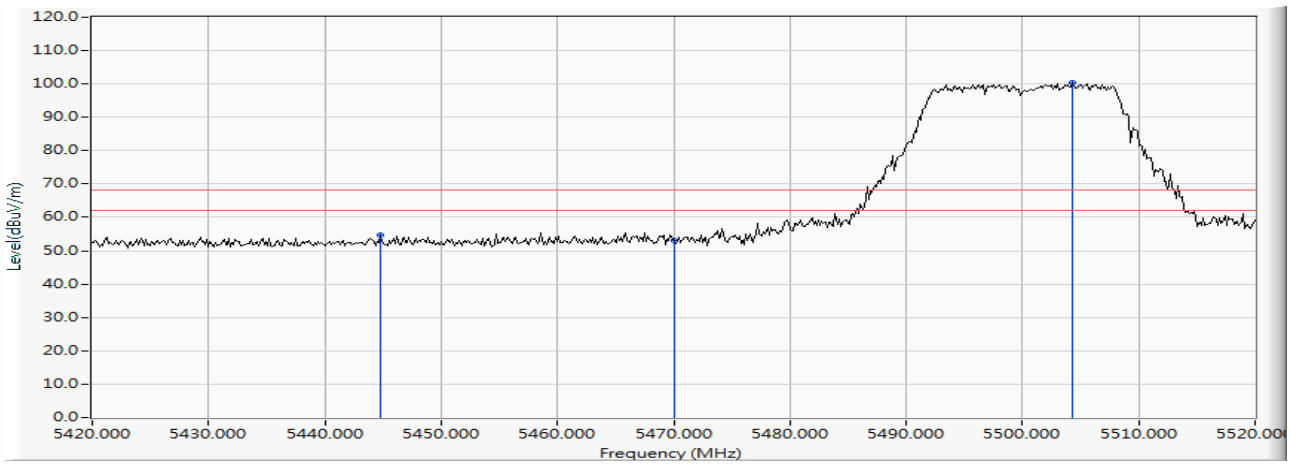

		Frequency (MHz)	Correct Factor (dB)	Reading Level (dBuV)	Measure Level (dBuV/m)	Margin (dB)	Limit (dBuV/m)	Detector Type
1		5444.783	11.499	43.053	54.552	-13.668	68.220	PEAK
2		5470.000	11.838	41.352	53.190	-15.030	68.220	PEAK
3	*	5504.348	12.199	88.102	100.301	32.081	68.220	PEAK

Product : Intel® Wireless-AC 9560
Test Item : Band Edge Data
Test Date : 2018/12/27
Test Mode : Mode 2 SISO B: Transmit (802.11a_6Mbps) -Channel 100 (5500MHz)

Vertical

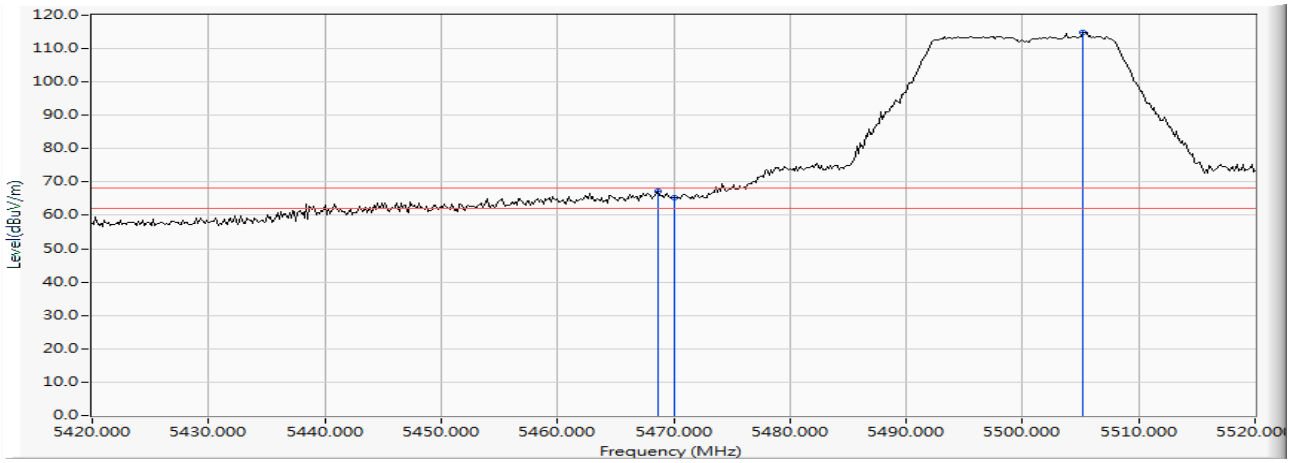

		Frequency (MHz)	Correct Factor (dB)	Reading Level (dBuV)	Measure Level (dBuV/m)	Margin (dB)	Limit (dBuV/m)	Detector Type
1		5468.696	13.453	53.843	67.295	-0.925	68.220	PEAK
2		5470.000	13.462	51.719	65.181	-3.039	68.220	PEAK
3	*	5505.217	13.644	101.339	114.982	46.762	68.220	PEAK

Product : Intel® Wireless-AC 9560
Test Item : Band Edge Data
Test Date : 2018/12/27
Test Mode : Mode 2 SISO B: Transmit (802.11a_6Mbps) -Channel 140 (5700MHz)

Horizontal

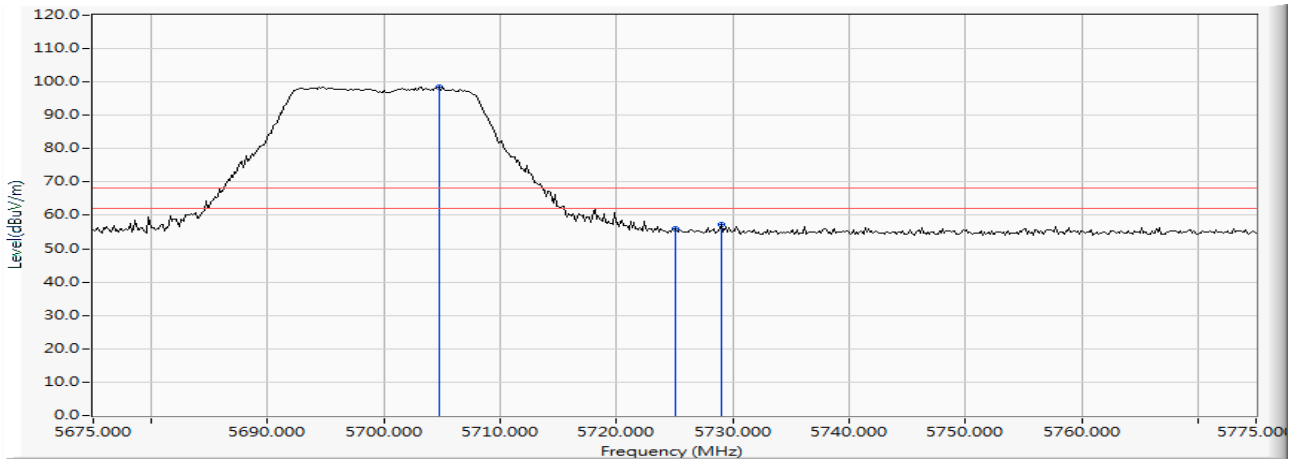

		Frequency (MHz)	Correct Factor (dB)	Reading Level (dBuV)	Measure Level (dBuV/m)	Margin (dB)	Limit (dBuV/m)	Detector Type
1	*	5704.710	11.645	86.955	98.599	30.379	68.220	PEAK
2		5725.000	11.592	44.272	55.864	-12.356	68.220	PEAK
3		5729.058	11.580	45.727	57.306	-10.914	68.220	PEAK

Product : Intel® Wireless-AC 9560
Test Item : Band Edge Data
Test Date : 2018/12/27
Test Mode : Mode 2 SISO B: Transmit (802.11a_6Mbps) -Channel 140 (5700MHz)

Vertical

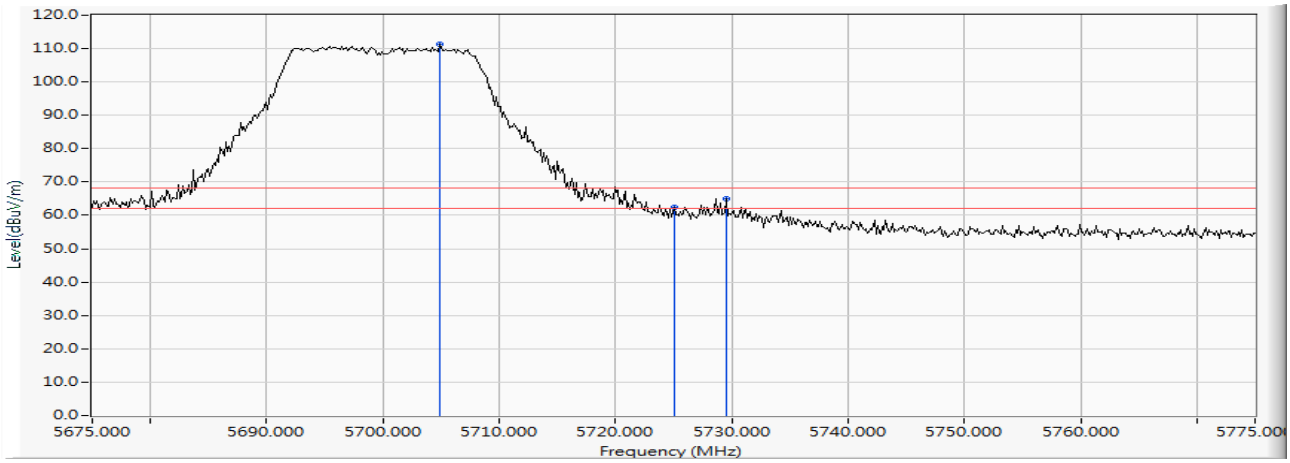

		Frequency (MHz)	Correct Factor (dB)	Reading Level (dBuV)	Measure Level (dBuV/m)	Margin (dB)	Limit (dBuV/m)	Detector Type
1	*	5704.855	12.993	98.417	111.411	43.191	68.220	PEAK
2		5725.000	12.930	49.605	62.535	-5.685	68.220	PEAK
3		5729.493	12.915	52.086	65.001	-3.219	68.220	PEAK

Product : Intel® Wireless-AC 9560
Test Item : Band Edge Data
Test Date : 2018/12/27
Test Mode : Mode 2 SISO B: Transmit (802.11a_6Mbps) -Channel 149 (5745MHz)

Horizontal

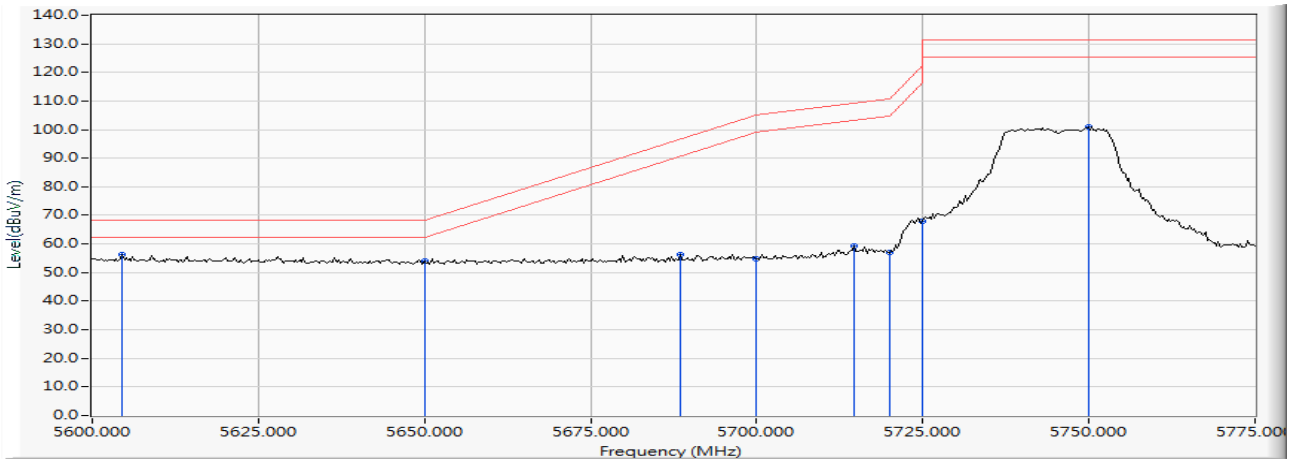

		Frequency (MHz)	Correct Factor (dB)	Reading Level (dBuV)	Measure Level (dBuV/m)	Margin (dB)	Limit (dBuV/m)	Detector Type
1	*	5604.565	11.457	44.679	56.136	-12.084	68.220	PEAK
2		5650.000	11.554	42.370	53.925	-14.295	68.220	PEAK
3		5688.515	11.644	44.470	56.114	-40.592	96.706	PEAK
4		5700.000	11.647	43.199	54.846	-50.354	105.200	PEAK
5		5714.638	11.624	47.805	59.429	-49.870	109.299	PEAK
6		5720.000	11.607	45.327	56.934	-53.866	110.800	PEAK
7		5725.000	11.592	56.240	67.832	-54.368	122.200	PEAK
8		5749.891	11.513	89.424	100.937	-30.263	131.200	PEAK

Product : Intel® Wireless-AC 9560
Test Item : Band Edge Data
Test Date : 2018/12/27
Test Mode : Mode 2 SISO B: Transmit (802.11a_6Mbps) -Channel 149 (5745MHz)

Vertical

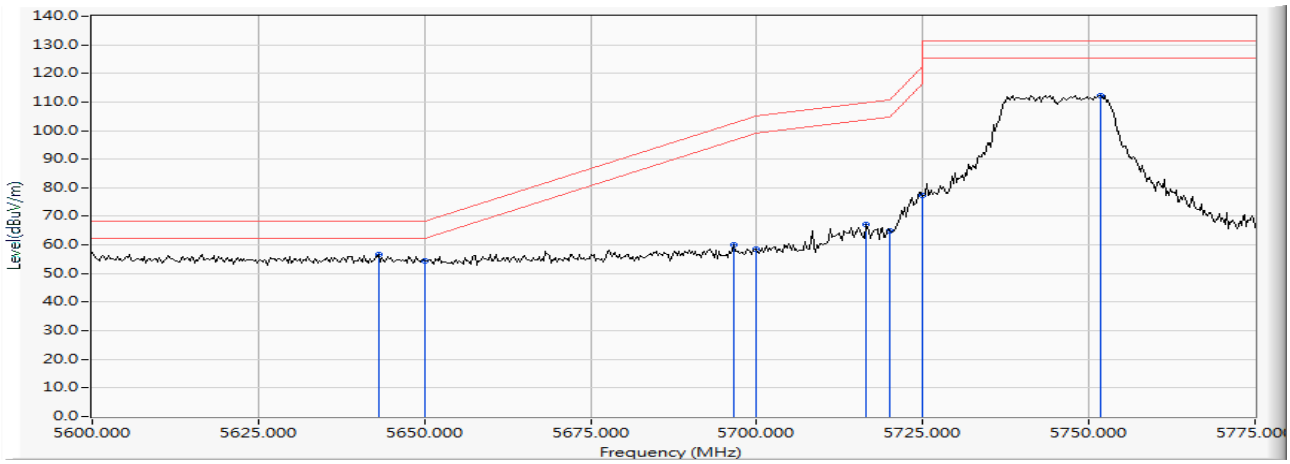

		Frequency (MHz)	Correct Factor (dB)	Reading Level (dBuV)	Measure Level (dBuV/m)	Margin (dB)	Limit (dBuV/m)	Detector Type
1	*	5643.116	13.031	43.693	56.724	-11.496	68.220	PEAK
2		5650.000	13.029	41.354	54.383	-13.837	68.220	PEAK
3		5696.630	13.009	47.084	60.094	-42.614	102.708	PEAK
4		5700.000	13.003	45.389	58.392	-46.808	105.200	PEAK
5		5716.413	12.960	54.262	67.221	-42.575	109.796	PEAK
6		5720.000	12.947	52.156	65.103	-45.697	110.800	PEAK
7		5725.000	12.930	64.357	77.287	-44.913	122.200	PEAK
8		5751.667	12.836	99.542	112.379	-18.821	131.200	PEAK

Product : Intel® Wireless-AC 9560
Test Item : Band Edge Data
Test Date : 2018/12/27
Test Mode : Mode 2 SISO B: Transmit (802.11a_6Mbps) -Channel 165 (5825MHz)

Horizontal

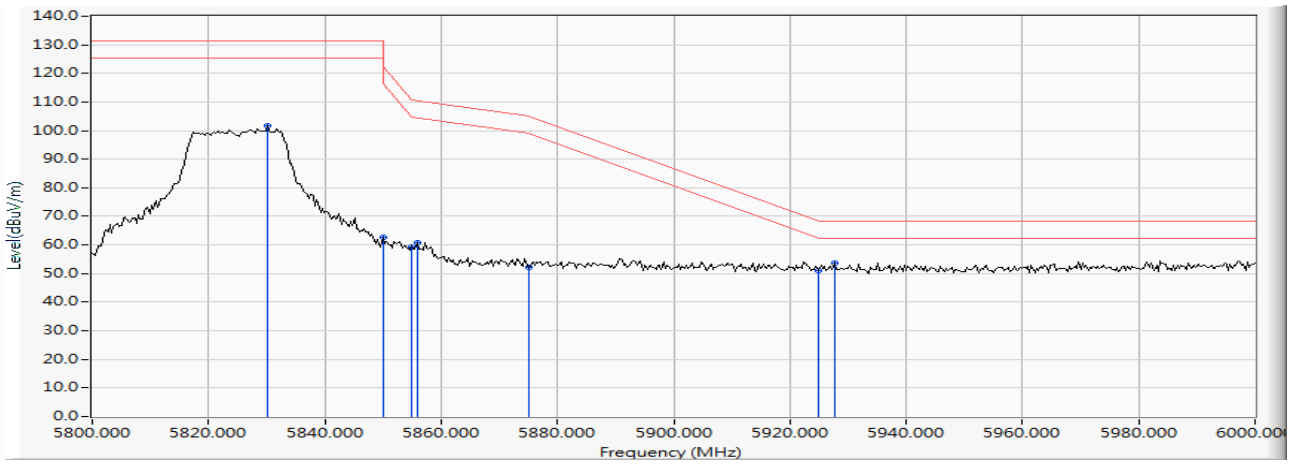

		Frequency (MHz)	Correct Factor (dB)	Reading Level (dBuV)	Measure Level (dBuV/m)	Margin (dB)	Limit (dBuV/m)	Detector Type
1		5830.109	11.563	90.312	101.875	-29.325	131.200	PEAK
2		5850.000	11.701	50.926	62.627	-59.573	122.200	PEAK
3		5855.000	11.735	47.586	59.321	-51.479	110.800	PEAK
4		5855.870	11.741	49.235	60.976	-49.580	110.556	PEAK
5		5875.000	11.873	40.376	52.249	-52.951	105.200	PEAK
6		5925.000	12.068	39.109	51.178	-17.022	68.200	PEAK
7	*	5927.609	12.071	41.766	53.837	-14.363	68.200	PEAK

Product : Intel® Wireless-AC 9560
Test Item : Band Edge Data
Test Date : 2018/12/27
Test Mode : Mode 2 SISO B: Transmit (802.11a_6Mbps) -Channel 165 (5825MHz)

Vertical

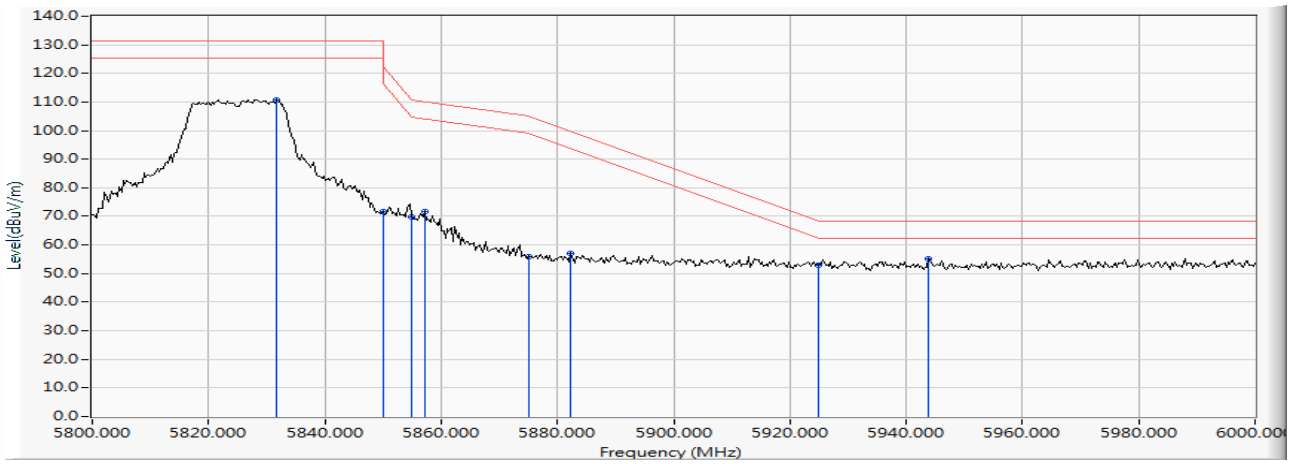

		Frequency (MHz)	Correct Factor (dB)	Reading Level (dBuV)	Measure Level (dBuV/m)	Margin (dB)	Limit (dBuV/m)	Detector Type
1		5831.739	12.736	98.172	110.907	-20.293	131.200	PEAK
2		5850.000	12.774	58.780	71.554	-50.646	122.200	PEAK
3		5855.000	12.784	57.001	69.785	-41.015	110.800	PEAK
4		5857.174	12.789	58.872	71.661	-38.530	110.191	PEAK
5		5875.000	12.825	43.032	55.857	-49.343	105.200	PEAK
6		5882.283	12.842	44.250	57.091	-42.720	99.811	PEAK
7		5925.000	12.911	39.990	52.901	-15.299	68.200	PEAK
8	*	5943.913	12.937	42.371	55.308	-12.892	68.200	PEAK

Product : Intel® Wireless-AC 9560
Test Item : Band Edge Data
Test Date : 2018/12/27
Test Mode : Mode 2 SISO B: Transmit (802.11n-20BW_7.2Mbps) -Channel 36 (5180MHz)

Horizontal

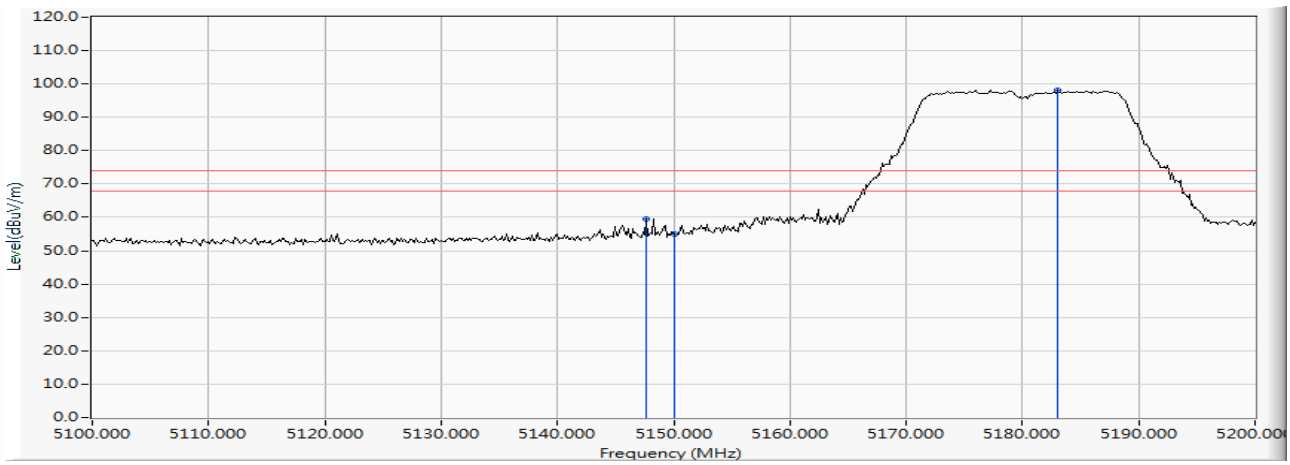

		Frequency (MHz)	Correct Factor (dB)	Reading Level (dBuV)	Measure Level (dBuV/m)	Margin (dB)	Limit (dBuV/m)	Detector Type
1		5147.681	10.476	49.192	59.669	-14.331	74.000	PEAK
2		5150.000	10.470	44.619	55.090	-18.910	74.000	PEAK
3	*	5183.043	10.385	87.816	98.202	24.202	74.000	PEAK

Note:

1. All readings above 1GHz are performed with peak and/or average measurements as necessary.
2. Measurement Level = Reading Level + Correct Factor.
3. The average measurement was not performed when the peak measured data under the limit of average detection.

Product : Intel® Wireless-AC 9560
Test Item : Band Edge Data
Test Date : 2018/12/27
Test Mode : Mode 2 SISO B: Transmit (802.11n-20BW_7.2Mbps) -Channel 36 (5180MHz)

Horizontal

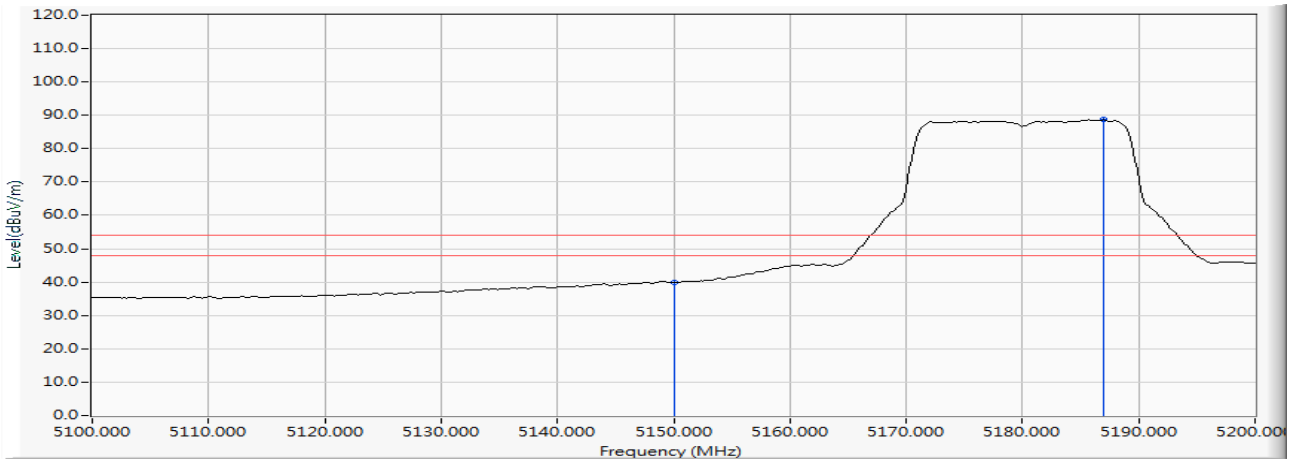

		Frequency (MHz)	Correct Factor (dB)	Reading Level (dBuV)	Measure Level (dBuV/m)	Margin (dB)	Limit (dBuV/m)	Detector Type
1		5150.000	10.470	29.368	39.839	-14.161	54.000	AVERAGE
2	*	5186.957	10.376	78.322	88.698	34.698	54.000	AVERAGE

Note:

1. All readings above 1GHz are performed with peak and/or average measurements as necessary.
2. Measurement Level = Reading Level + Correct Factor.
3. The average measurement was not performed when the peak measured data under the limit of average detection.

Product : Intel® Wireless-AC 9560
Test Item : Band Edge Data
Test Date : 2018/12/27
Test Mode : Mode 2 SISO B: Transmit (802.11n-20BW_7.2Mbps) -Channel 36 (5180MHz)

Vertical

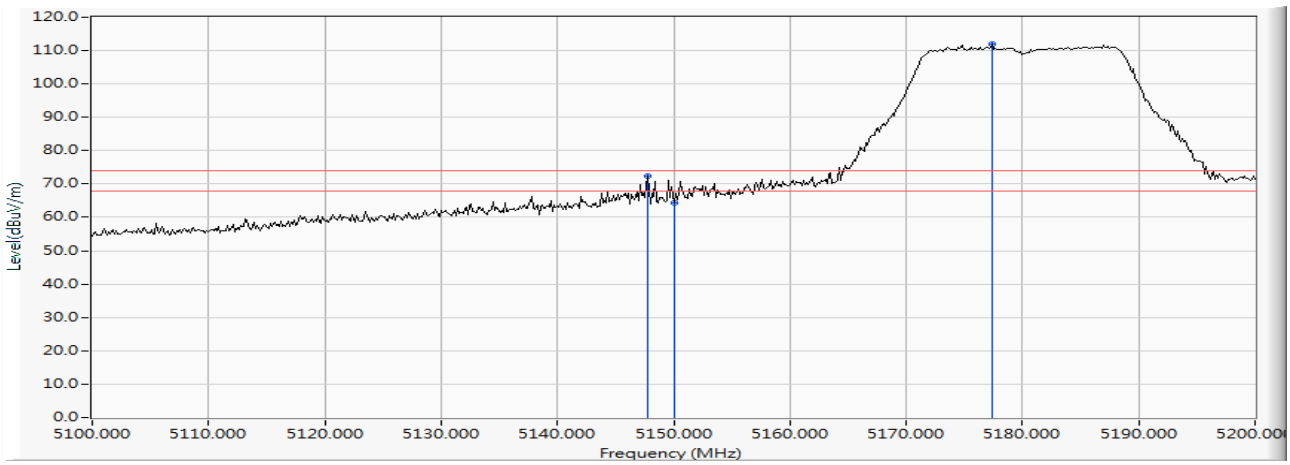

		Frequency (MHz)	Correct Factor (dB)	Reading Level (dBuV)	Measure Level (dBuV/m)	Margin (dB)	Limit (dBuV/m)	Detector Type
1		5147.826	12.382	59.960	72.342	-1.658	74.000	PEAK
2		5150.000	12.390	52.046	64.436	-9.564	74.000	PEAK
3	*	5177.391	12.492	99.404	111.896	37.896	74.000	PEAK

Note:

1. All readings above 1GHz are performed with peak and/or average measurements as necessary.
2. Measurement Level = Reading Level + Correct Factor.
3. The average measurement was not performed when the peak measured data under the limit of average detection.

Product : Intel® Wireless-AC 9560
Test Item : Band Edge Data
Test Date : 2018/12/27
Test Mode : Mode 2 SISO B: Transmit (802.11n-20BW_7.2Mbps) -Channel 36 (5180MHz)

Vertical

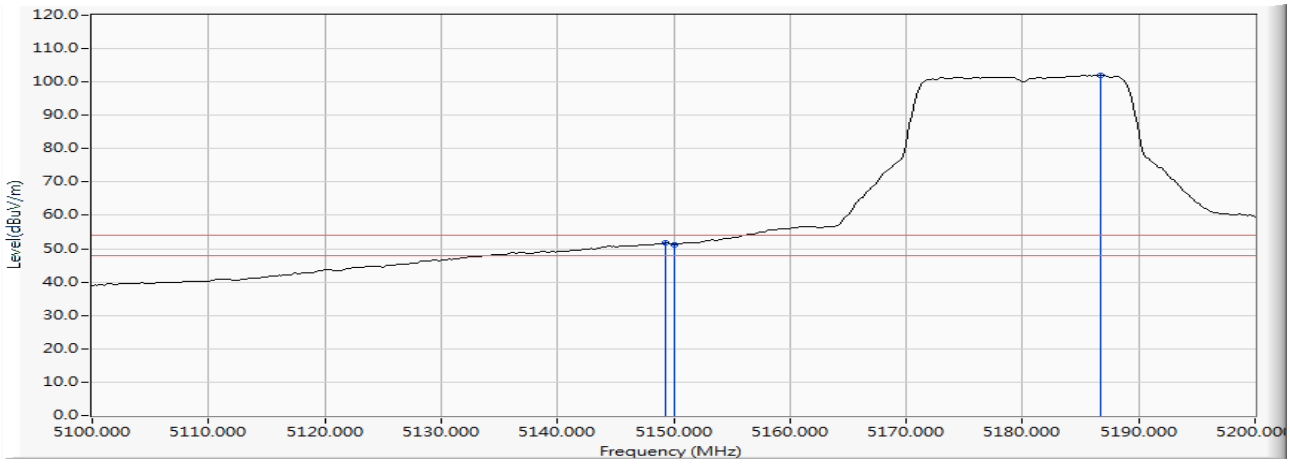

		Frequency (MHz)	Correct Factor (dB)	Reading Level (dBuV)	Measure Level (dBuV/m)	Margin (dB)	Limit (dBuV/m)	Detector Type
1		5149.275	12.388	39.402	51.790	-2.210	54.000	AVERAGE
2		5150.000	12.390	38.891	51.281	-2.719	54.000	AVERAGE
3	*	5186.667	12.527	89.493	102.019	48.019	54.000	AVERAGE

Note:

1. All readings above 1GHz are performed with peak and/or average measurements as necessary.
2. Measurement Level = Reading Level + Correct Factor.
3. The average measurement was not performed when the peak measured data under the limit of average detection.

Product : Intel® Wireless-AC 9560
Test Item : Band Edge Data
Test Date : 2018/12/27
Test Mode : Mode 2 SISO B: Transmit (802.11n-20BW_7.2Mbps) -Channel 64 (5320MHz)

Horizontal

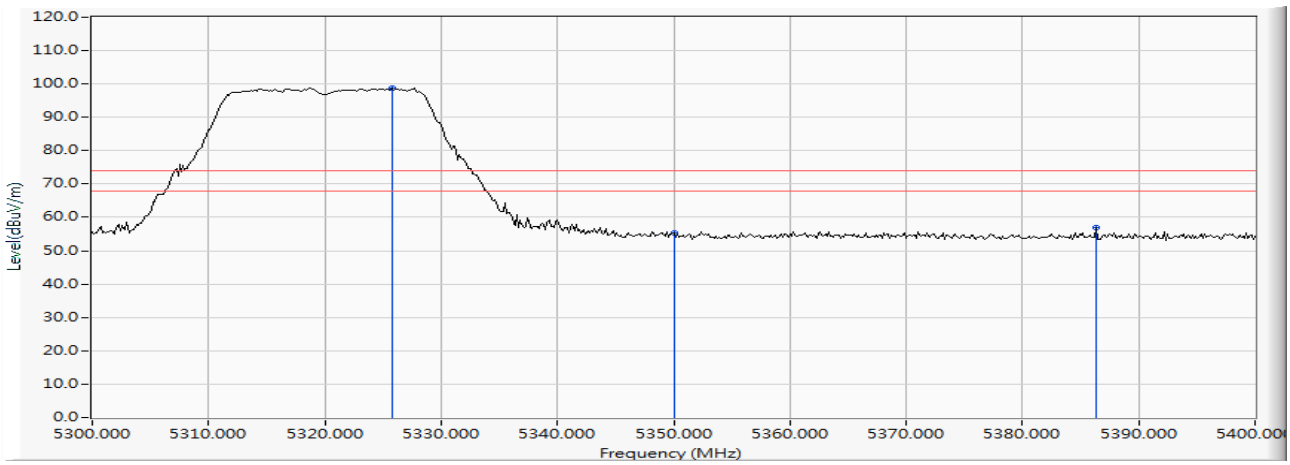

		Frequency (MHz)	Correct Factor (dB)	Reading Level (dBuV)	Measure Level (dBuV/m)	Margin (dB)	Limit (dBuV/m)	Detector Type
1	*	5325.797	11.086	87.743	98.829	24.829	74.000	PEAK
2		5350.000	11.024	44.205	55.229	-18.771	74.000	PEAK
3		5386.377	10.930	45.977	56.906	-17.094	74.000	PEAK

Note:

1. All readings above 1GHz are performed with peak and/or average measurements as necessary.
2. Measurement Level = Reading Level + Correct Factor.
3. The average measurement was not performed when the peak measured data under the limit of average detection.

Product : Intel® Wireless-AC 9560
Test Item : Band Edge Data
Test Date : 2018/12/27
Test Mode : Mode 2 SISO B: Transmit (802.11n-20BW_7.2Mbps) -Channel 64 (5320MHz)

Horizontal

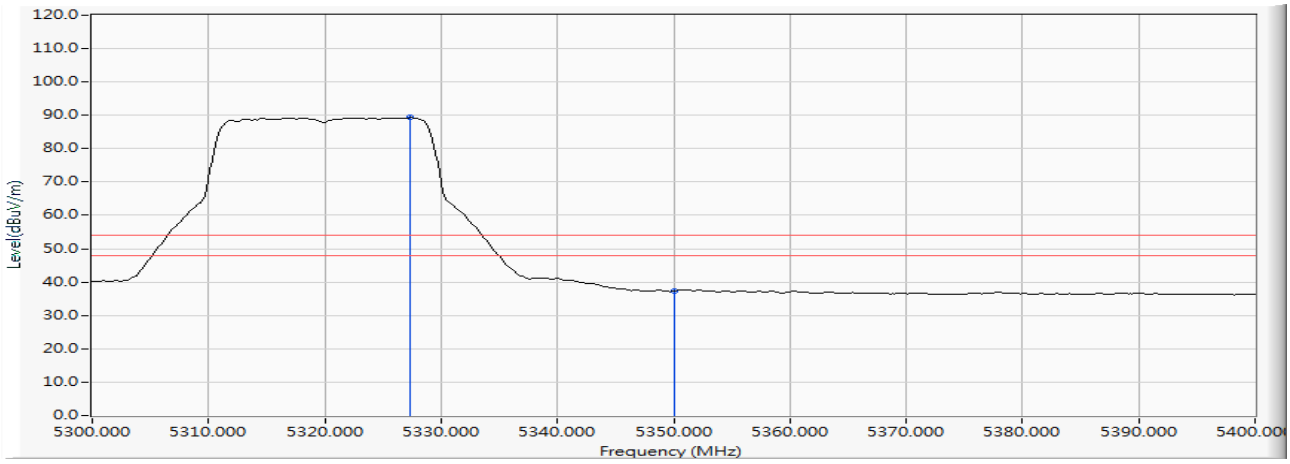

		Frequency (MHz)	Correct Factor (dB)	Reading Level (dBuV)	Measure Level (dBuV/m)	Margin (dB)	Limit (dBuV/m)	Detector Type
1	*	5327.391	11.082	78.227	89.309	35.309	54.000	AVERAGE
2		5350.000	11.024	26.189	37.213	-16.787	54.000	AVERAGE

Note:

1. All readings above 1GHz are performed with peak and/or average measurements as necessary.
2. Measurement Level = Reading Level + Correct Factor.
3. The average measurement was not performed when the peak measured data under the limit of average detection.

Product : Intel® Wireless-AC 9560
Test Item : Band Edge Data
Test Date : 2018/12/27
Test Mode : Mode 2 SISO B: Transmit (802.11n-20BW_7.2Mbps) -Channel 64 (5320MHz)

Vertical

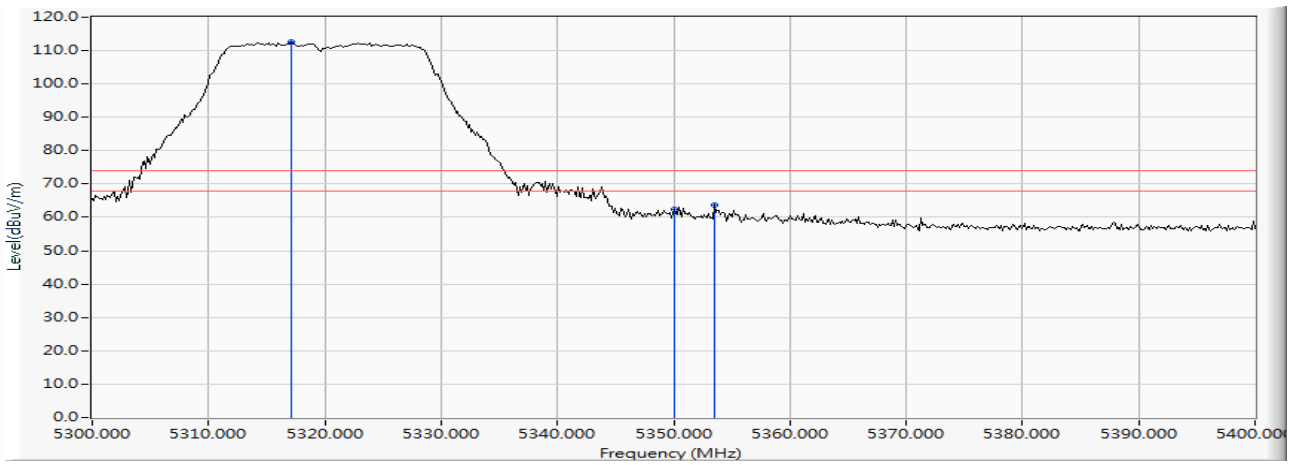

		Frequency (MHz)	Correct Factor (dB)	Reading Level (dBuV)	Measure Level (dBuV/m)	Margin (dB)	Limit (dBuV/m)	Detector Type
1	*	5317.101	13.020	99.457	112.477	38.477	74.000	PEAK
2		5350.000	12.999	49.403	62.402	-11.598	74.000	PEAK
3		5353.478	12.997	50.861	63.858	-10.142	74.000	PEAK

Note:

1. All readings above 1GHz are performed with peak and/or average measurements as necessary.
2. Measurement Level = Reading Level + Correct Factor.
3. The average measurement was not performed when the peak measured data under the limit of average detection.

Product : Intel® Wireless-AC 9560
Test Item : Band Edge Data
Test Date : 2018/12/27
Test Mode : Mode 2 SISO B: Transmit (802.11n-20BW_7.2Mbps) -Channel 64 (5320MHz)

Vertical

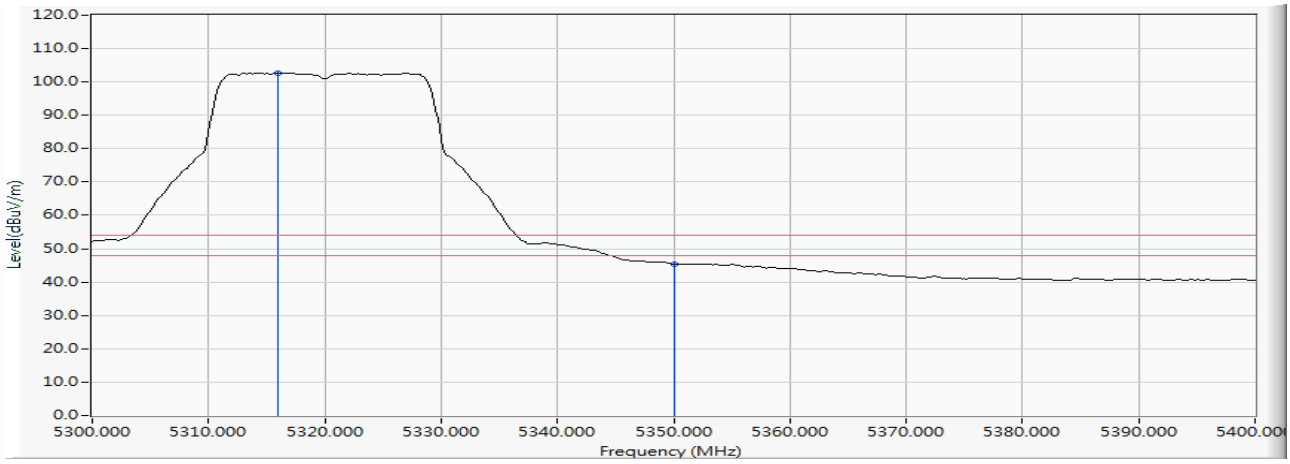

		Frequency (MHz)	Correct Factor (dB)	Reading Level (dBuV)	Measure Level (dBuV/m)	Margin (dB)	Limit (dBuV/m)	Detector Type
1	*	5315.942	13.020	89.684	102.704	48.704	54.000	AVERAGE
2		5350.000	12.999	32.451	45.450	-8.550	54.000	AVERAGE

Note:

1. All readings above 1GHz are performed with peak and/or average measurements as necessary.
2. Measurement Level = Reading Level + Correct Factor.
3. The average measurement was not performed when the peak measured data under the limit of average detection.

Product : Intel® Wireless-AC 9560
Test Item : Band Edge Data
Test Date : 2018/12/27
Test Mode : Mode 2 SISO B: Transmit (802.11n-20BW_7.2Mbps) -Channel 100 (5500MHz)

Horizontal

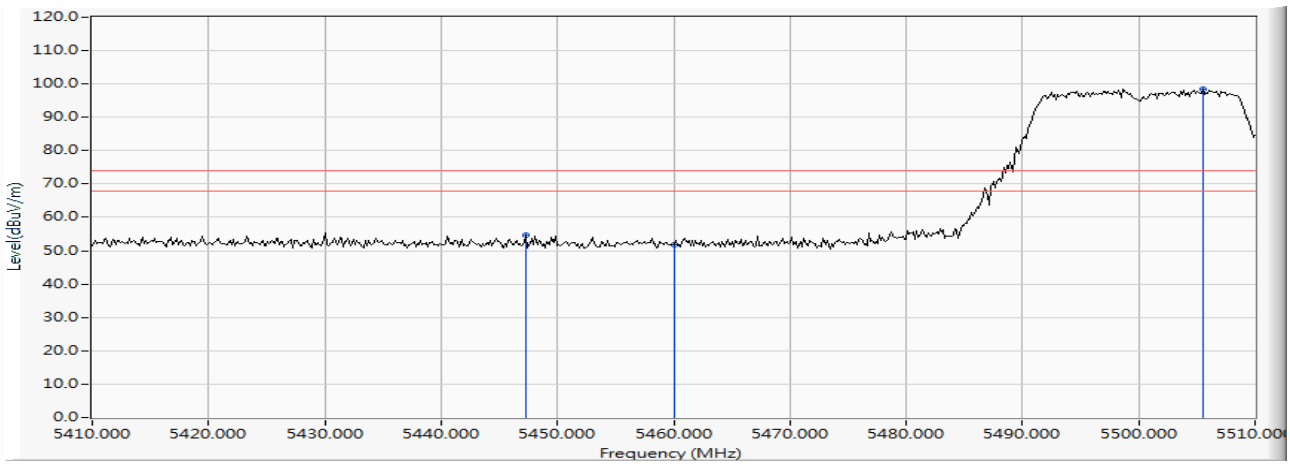

		Frequency (MHz)	Correct Factor (dB)	Reading Level (dBuV)	Measure Level (dBuV/m)	Margin (dB)	Limit (dBuV/m)	Detector Type
1		5447.246	11.531	43.275	54.806	-19.194	74.000	PEAK
2		5460.000	11.703	40.127	51.830	-22.170	74.000	PEAK
3	*	5505.507	12.200	86.140	98.340	24.340	74.000	PEAK

Note:

1. All readings above 1GHz are performed with peak and/or average measurements as necessary.
2. Measurement Level = Reading Level + Correct Factor.
3. The average measurement was not performed when the peak measured data under the limit of average detection.

Product : Intel® Wireless-AC 9560
Test Item : Band Edge Data
Test Date : 2018/12/27
Test Mode : Mode 2 SISO B: Transmit (802.11n-20BW_7.2Mbps) -Channel 100 (5500MHz)

Horizontal

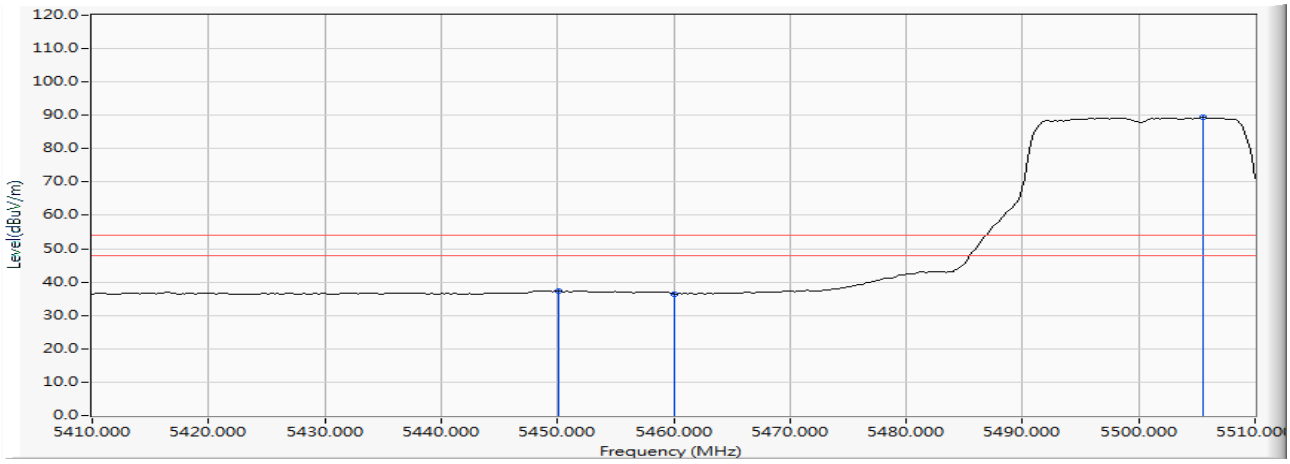

		Frequency (MHz)	Correct Factor (dB)	Reading Level (dBuV)	Measure Level (dBuV/m)	Margin (dB)	Limit (dBuV/m)	Detector Type
1		5450.145	11.570	25.777	37.347	-16.653	54.000	AVERAGE
2		5460.000	11.703	24.778	36.481	-17.519	54.000	AVERAGE
3	*	5505.507	12.200	77.177	89.377	35.377	54.000	AVERAGE

Note:

1. All readings above 1GHz are performed with peak and/or average measurements as necessary.
2. Measurement Level = Reading Level + Correct Factor.
3. The average measurement was not performed when the peak measured data under the limit of average detection.

Product : Intel® Wireless-AC 9560
Test Item : Band Edge Data
Test Date : 2018/12/27
Test Mode : Mode 2 SISO B: Transmit (802.11n-20BW_7.2Mbps) -Channel 100 (5500MHz)

Vertical

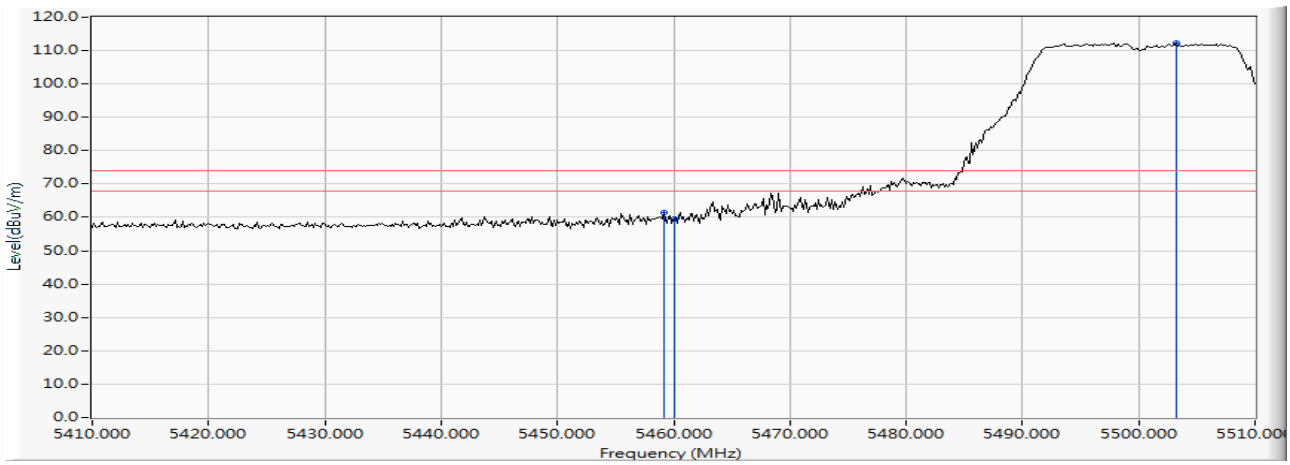

		Frequency (MHz)	Correct Factor (dB)	Reading Level (dBuV)	Measure Level (dBuV/m)	Margin (dB)	Limit (dBuV/m)	Detector Type
1		5459.130	13.383	47.917	61.300	-12.700	74.000	PEAK
2		5460.000	13.390	46.279	59.669	-14.331	74.000	PEAK
3	*	5503.188	13.639	98.674	112.313	38.313	74.000	PEAK

Note:

1. All readings above 1GHz are performed with peak and/or average measurements as necessary.
2. Measurement Level = Reading Level + Correct Factor.
3. The average measurement was not performed when the peak measured data under the limit of average detection.

Product : Intel® Wireless-AC 9560
Test Item : Band Edge Data
Test Date : 2018/12/27
Test Mode : Mode 2 SISO B: Transmit (802.11n-20BW_7.2Mbps) -Channel 100 (5500MHz)

Vertical

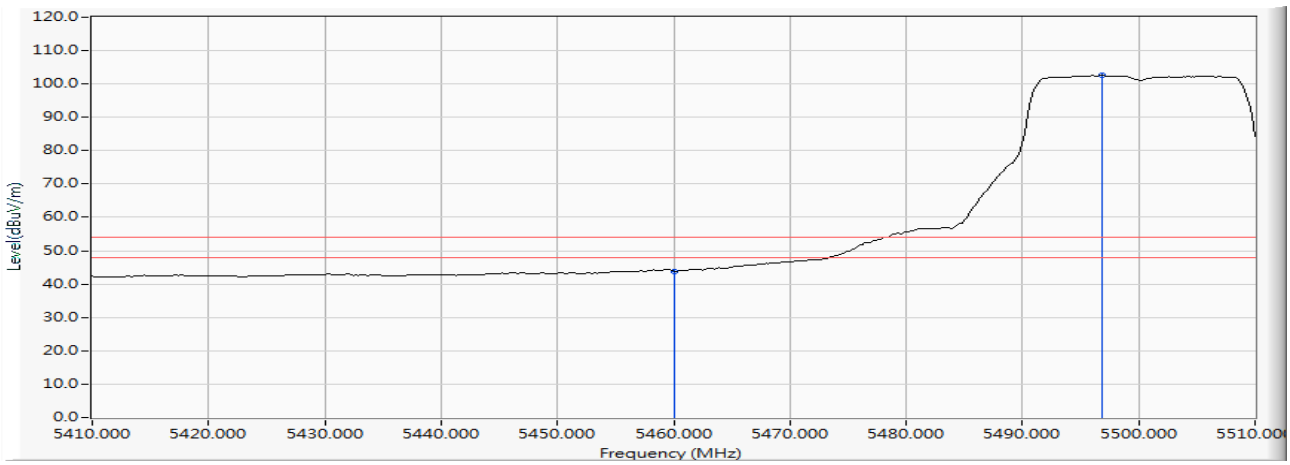

		Frequency (MHz)	Correct Factor (dB)	Reading Level (dBuV)	Measure Level (dBuV/m)	Margin (dB)	Limit (dBuV/m)	Detector Type
1		5460.000	13.390	30.463	43.853	-10.147	54.000	AVERAGE
2	*	5496.812	13.620	88.931	102.550	48.550	54.000	AVERAGE

Note:

1. All readings above 1GHz are performed with peak and/or average measurements as necessary.
2. Measurement Level = Reading Level + Correct Factor.
3. The average measurement was not performed when the peak measured data under the limit of average detection.

Product : Intel® Wireless-AC 9560
Test Item : Band Edge Data
Test Date : 2018/12/27
Test Mode : Mode 2 SISO B: Transmit (802.11n-20BW_7.2Mbps) -Channel 100 (5500MHz)

Horizontal

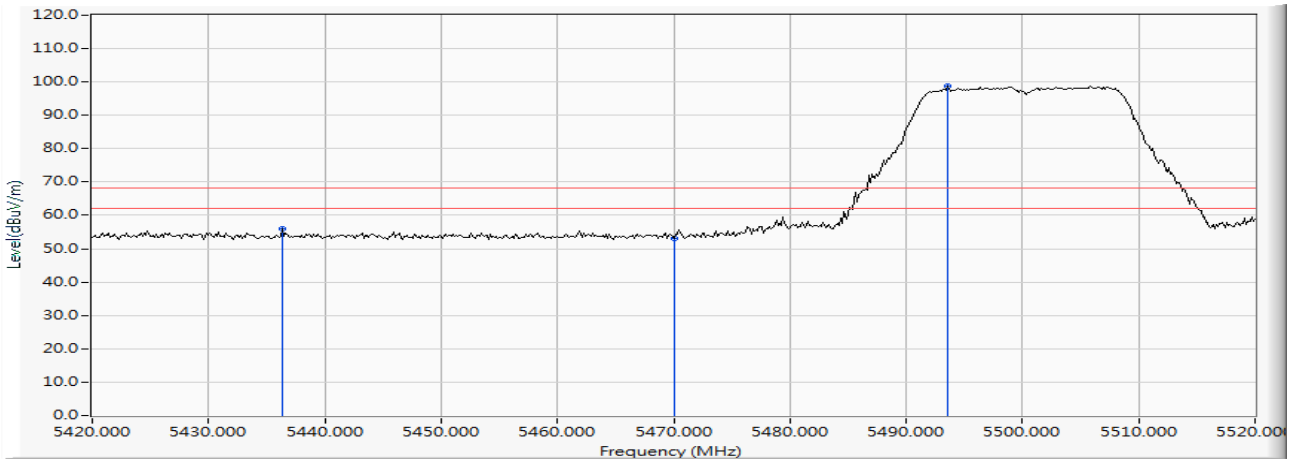

		Frequency (MHz)	Correct Factor (dB)	Reading Level (dBuV)	Measure Level (dBuV/m)	Margin (dB)	Limit (dBuV/m)	Detector Type
1		5436.377	11.386	44.444	55.830	-12.390	68.220	PEAK
2		5470.000	11.838	41.252	53.090	-15.130	68.220	PEAK
3	*	5493.623	12.125	86.608	98.732	30.512	68.220	PEAK

Product : Intel® Wireless-AC 9560
Test Item : Band Edge Data
Test Date : 2018/12/27
Test Mode : Mode 2 SISO B: Transmit (802.11n-20BW_7.2Mbps) -Channel 100 (5500MHz)

Vertical

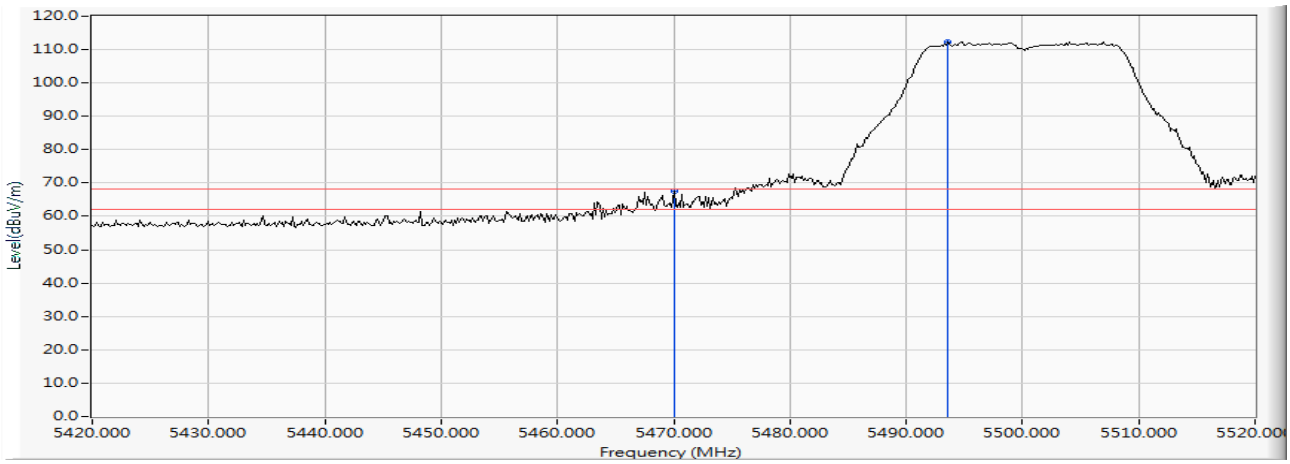

		Frequency (MHz)	Correct Factor (dB)	Reading Level (dBuV)	Measure Level (dBuV/m)	Margin (dB)	Limit (dBuV/m)	Detector Type
1		5470.000	13.462	54.096	67.558	-0.662	68.220	PEAK
2	*	5493.623	13.610	98.788	112.397	44.177	68.220	PEAK

Product : Intel® Wireless-AC 9560
Test Item : Band Edge Data
Test Date : 2018/12/27
Test Mode : Mode 2 SISO B: Transmit (802.11n-20BW_7.2Mbps) -Channel 140 (5700MHz)

Horizontal

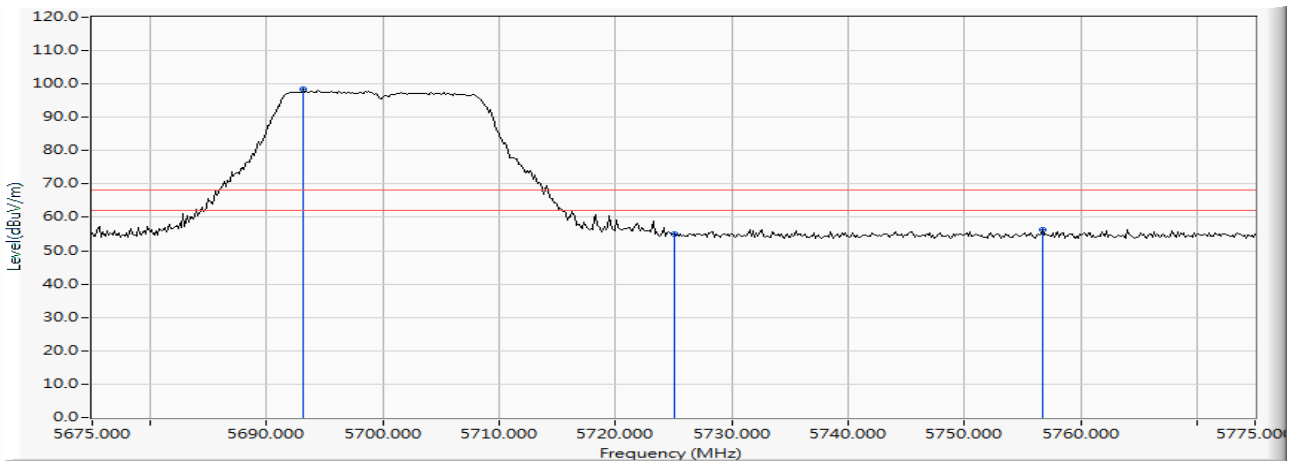

		Frequency (MHz)	Correct Factor (dB)	Reading Level (dBuV)	Measure Level (dBuV/m)	Margin (dB)	Limit (dBuV/m)	Detector Type
1	*	5693.116	11.652	86.898	98.550	30.330	68.220	PEAK
2		5725.000	11.592	43.351	54.943	-13.277	68.220	PEAK
3		5756.739	11.491	44.921	56.412	-11.808	68.220	PEAK

Product : Intel® Wireless-AC 9560
Test Item : Band Edge Data
Test Date : 2018/12/27
Test Mode : Mode 2 SISO B: Transmit (802.11n-20BW_7.2Mbps) -Channel 140 (5700MHz)

Vertical

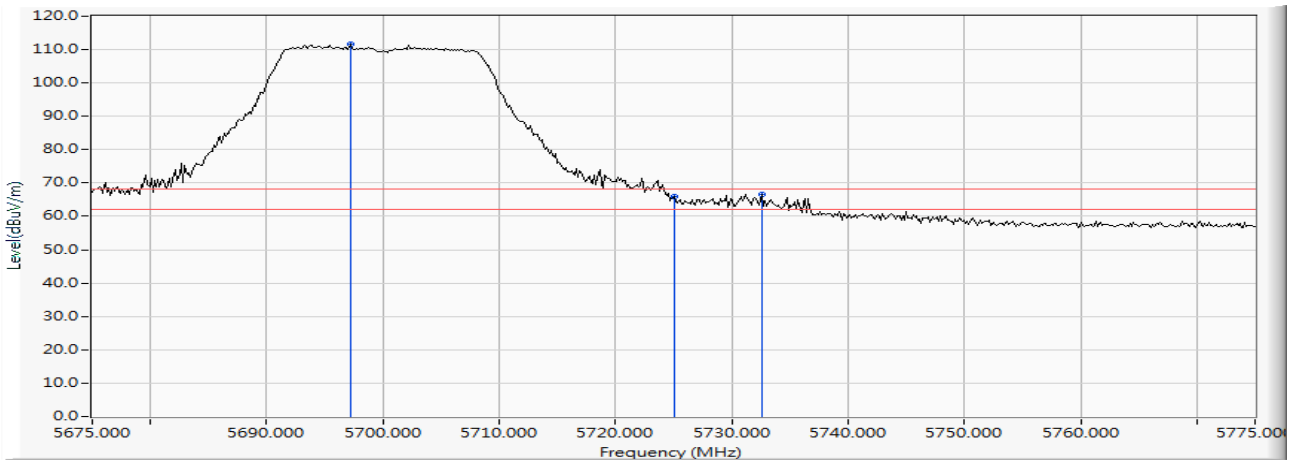

		Frequency (MHz)	Correct Factor (dB)	Reading Level (dBuV)	Measure Level (dBuV/m)	Margin (dB)	Limit (dBuV/m)	Detector Type
1	*	5697.174	13.009	98.481	111.490	43.270	68.220	PEAK
2		5725.000	12.930	53.146	66.076	-2.144	68.220	PEAK
3		5732.536	12.904	53.848	66.752	-1.468	68.220	PEAK

Product : Intel® Wireless-AC 9560
Test Item : Band Edge Data
Test Date : 2018/12/27
Test Mode : Mode 2 SISO B: Transmit (802.11n-20BW_7.2Mbps) -Channel 149 (5745MHz)

Horizontal

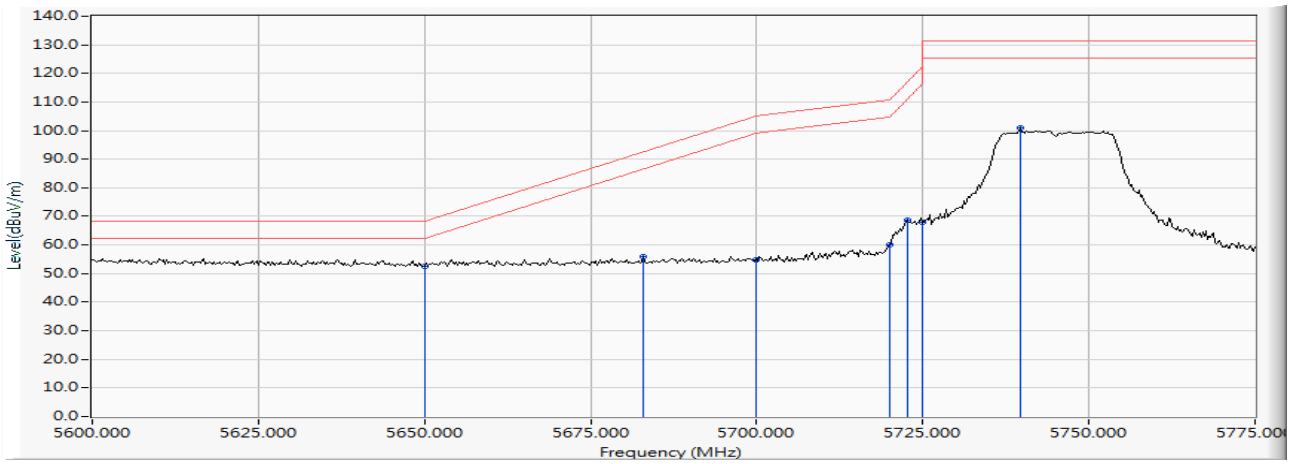

		Frequency (MHz)	Correct Factor (dB)	Reading Level (dBuV)	Measure Level (dBuV/m)	Margin (dB)	Limit (dBuV/m)	Detector Type
1	*	5650.000	11.554	41.050	52.605	-15.615	68.220	PEAK
2		5682.935	11.631	44.109	55.741	-36.838	92.579	PEAK
3		5700.000	11.647	43.288	54.935	-50.265	105.200	PEAK
4		5720.000	11.607	48.426	60.033	-50.767	110.800	PEAK
5		5722.754	11.599	56.968	68.567	-48.512	117.079	PEAK
6		5725.000	11.592	56.221	67.813	-54.387	122.200	PEAK
7		5739.746	11.545	89.259	100.804	-30.396	131.200	PEAK

Product : Intel® Wireless-AC 9560
Test Item : Band Edge Data
Test Date : 2018/12/27
Test Mode : Mode 2 SISO B: Transmit (802.11n-20BW_7.2Mbps) -Channel 149 (5745MHz)

Vertical

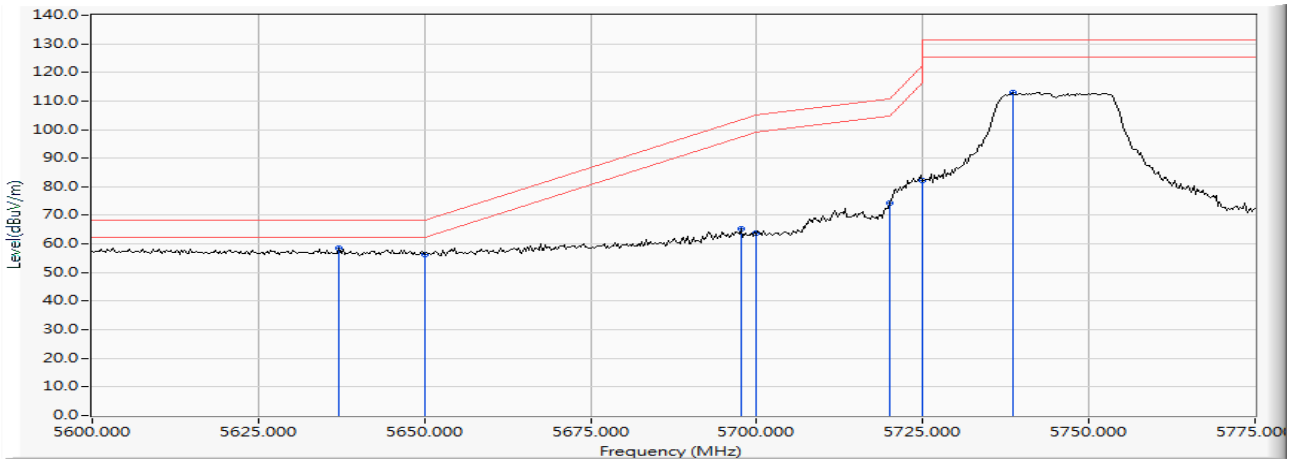

		Frequency (MHz)	Correct Factor (dB)	Reading Level (dBuV)	Measure Level (dBuV/m)	Margin (dB)	Limit (dBuV/m)	Detector Type
1	*	5637.029	13.033	45.625	58.657	-9.563	68.220	PEAK
2		5650.000	13.029	43.274	56.303	-11.917	68.220	PEAK
3		5697.645	13.007	52.138	65.146	-38.312	103.458	PEAK
4		5700.000	13.003	50.637	63.640	-41.560	105.200	PEAK
5		5720.000	12.947	61.500	74.447	-36.353	110.800	PEAK
6		5725.000	12.930	69.118	82.048	-40.152	122.200	PEAK
7		5738.478	12.884	100.090	112.974	-18.226	131.200	PEAK

Product : Intel® Wireless-AC 9560
Test Item : Band Edge Data
Test Date : 2018/12/27
Test Mode : Mode 2 SISO B: Transmit (802.11n-20BW_7.2Mbps) -Channel 165 (5825MHz)

Horizontal

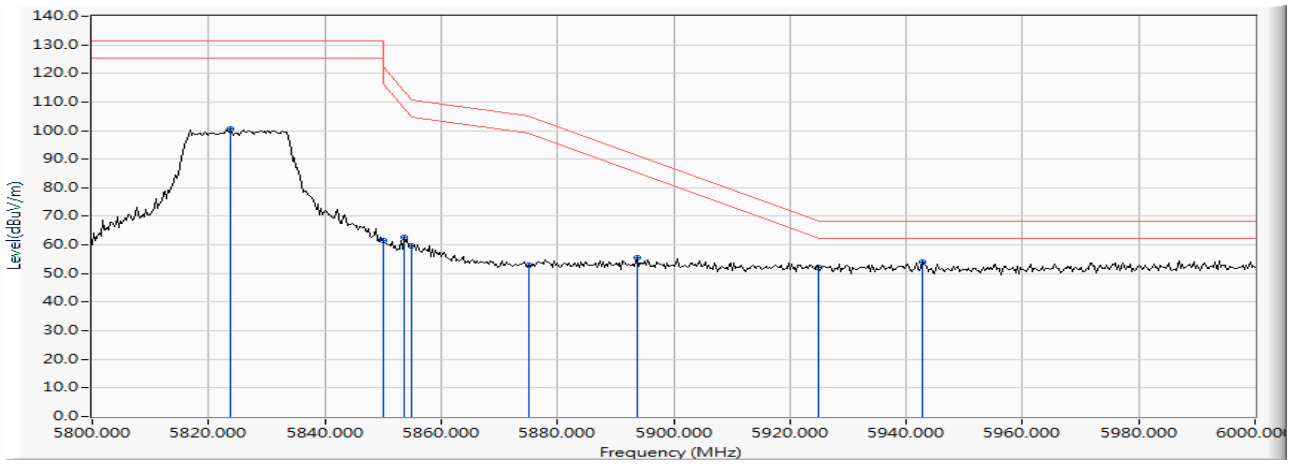

		Frequency (MHz)	Correct Factor (dB)	Reading Level (dBuV)	Measure Level (dBuV/m)	Margin (dB)	Limit (dBuV/m)	Detector Type
1		5823.768	11.519	88.931	100.450	-30.750	131.200	PEAK
2		5850.000	11.701	49.687	61.388	-60.812	122.200	PEAK
3		5853.623	11.726	51.095	62.821	-51.119	113.940	PEAK
4		5855.000	11.735	47.805	59.540	-51.260	110.800	PEAK
5		5875.000	11.873	41.043	52.916	-52.284	105.200	PEAK
6		5893.623	12.003	43.554	55.558	-35.861	91.419	PEAK
7		5925.000	12.068	40.129	52.198	-16.002	68.200	PEAK
8	*	5942.898	12.084	41.802	53.887	-14.313	68.200	PEAK

Product : Intel® Wireless-AC 9560
Test Item : Band Edge Data
Test Date : 2018/12/27
Test Mode : Mode 2 SISO B: Transmit (802.11n-20BW_7.2Mbps) -Channel 165 (5825MHz)

Vertical

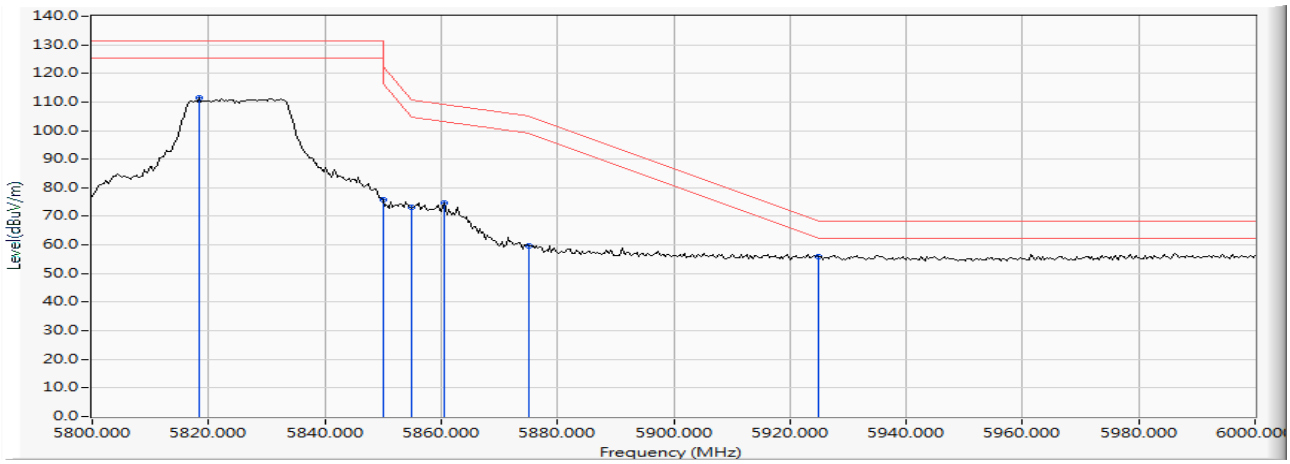

		Frequency (MHz)	Correct Factor (dB)	Reading Level (dBuV)	Measure Level (dBuV/m)	Margin (dB)	Limit (dBuV/m)	Detector Type
1		5818.370	12.707	98.600	111.307	-19.893	131.200	PEAK
2		5850.000	12.774	63.173	75.947	-46.253	122.200	PEAK
3		5855.000	12.784	60.263	73.047	-37.753	110.800	PEAK
4		5860.435	12.795	61.994	74.789	-34.489	109.278	PEAK
5		5875.000	12.825	46.937	59.762	-45.438	105.200	PEAK
6	*	5925.000	12.911	42.865	55.776	-12.424	68.200	PEAK

Product : Intel® Wireless-AC 9560
Test Item : Band Edge Data
Test Date : 2018/12/27
Test Mode : Mode 2 SISO B: Transmit (802.11n-40BW_15Mbps) -Channel 38 (5190MHz)

Horizontal

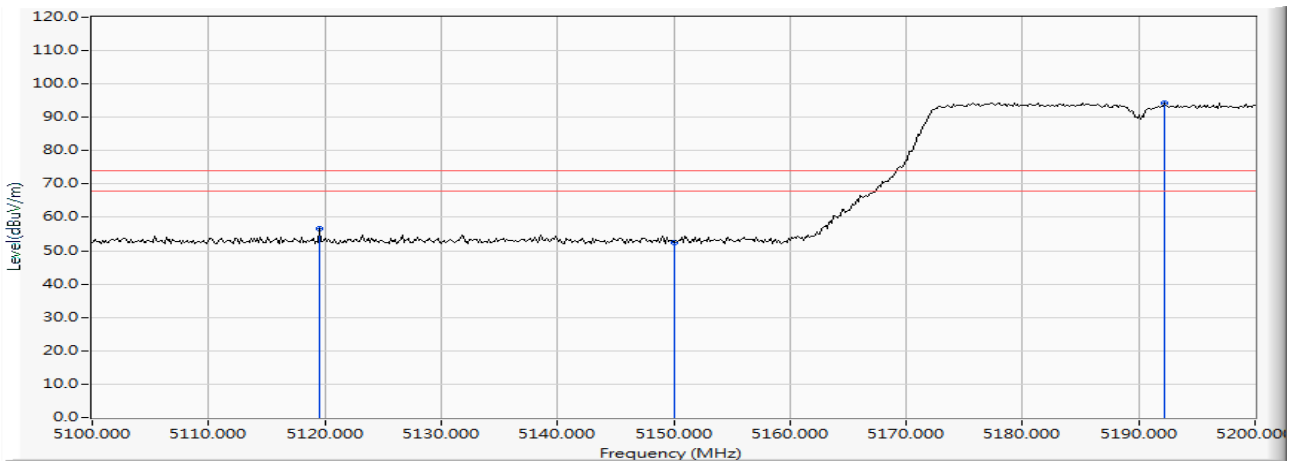

		Frequency (MHz)	Correct Factor (dB)	Reading Level (dBuV)	Measure Level (dBuV/m)	Margin (dB)	Limit (dBuV/m)	Detector Type
1		5119.565	10.547	45.999	56.546	-17.454	74.000	PEAK
2		5150.000	10.470	41.978	52.449	-21.551	74.000	PEAK
3	*	5192.174	10.359	83.949	94.308	20.308	74.000	PEAK

Note:

1. All readings above 1GHz are performed with peak and/or average measurements as necessary.
2. Measurement Level = Reading Level + Correct Factor.
3. The average measurement was not performed when the peak measured data under the limit of average detection.

Product : Intel® Wireless-AC 9560
Test Item : Band Edge Data
Test Date : 2018/12/27
Test Mode : Mode 2 SISO B: Transmit (802.11n-40BW_15Mbps) -Channel 38 (5190MHz)

Horizontal

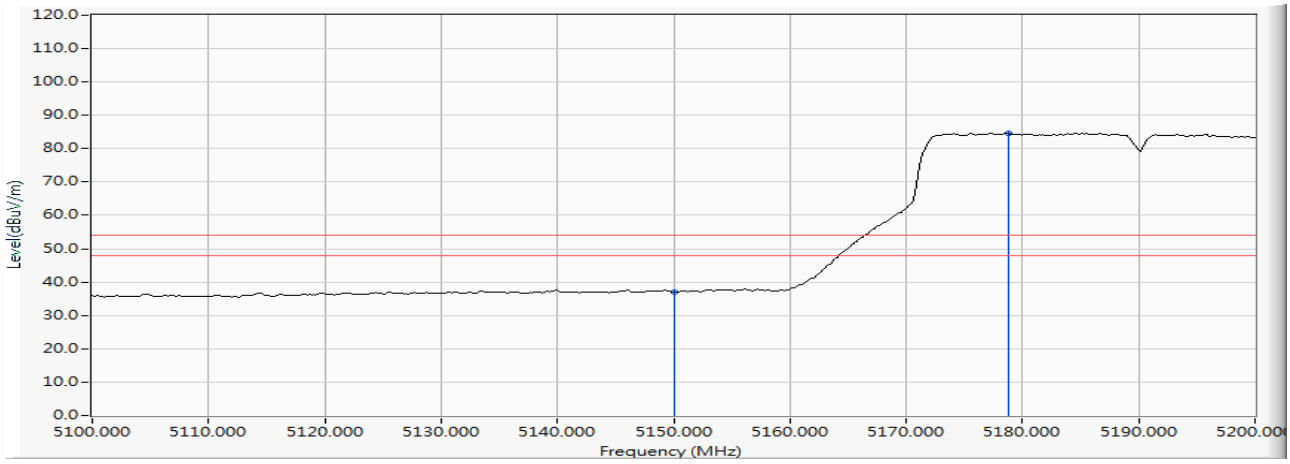

		Frequency (MHz)	Correct Factor (dB)	Reading Level (dBuV)	Measure Level (dBuV/m)	Margin (dB)	Limit (dBuV/m)	Detector Type
1		5150.000	10.470	26.566	37.037	-16.963	54.000	AVERAGE
2	*	5178.841	10.397	74.161	84.558	30.558	54.000	AVERAGE

Note:

1. All readings above 1GHz are performed with peak and/or average measurements as necessary.
2. Measurement Level = Reading Level + Correct Factor.
3. The average measurement was not performed when the peak measured data under the limit of average detection.

Product : Intel® Wireless-AC 9560
Test Item : Band Edge Data
Test Date : 2018/12/27
Test Mode : Mode 2 SISO B: Transmit (802.11n-40BW_15Mbps) -Channel 38 (5190MHz)

Vertical

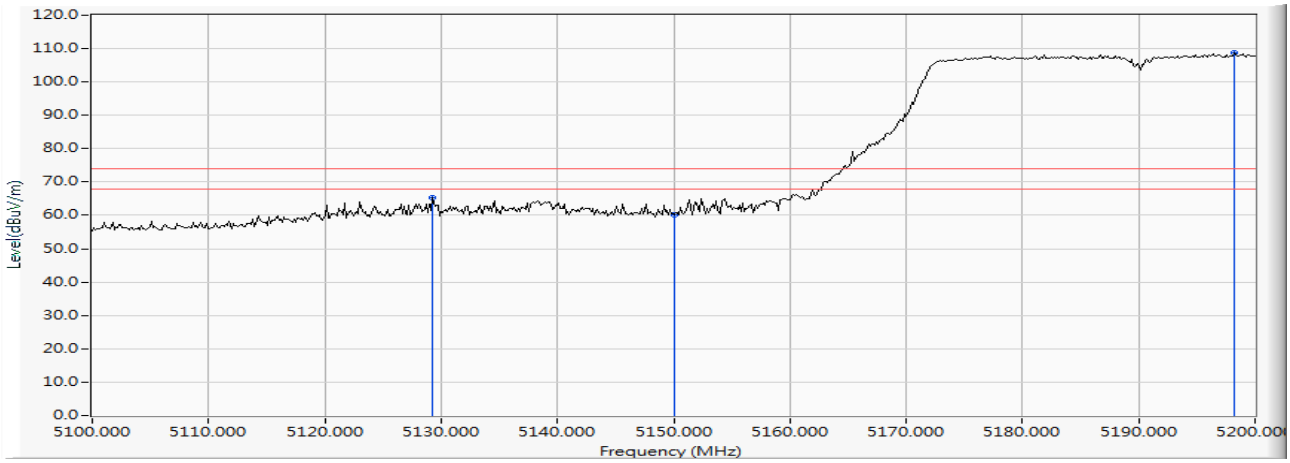

		Frequency (MHz)	Correct Factor (dB)	Reading Level (dBuV)	Measure Level (dBuV/m)	Margin (dB)	Limit (dBuV/m)	Detector Type
1		5129.275	12.311	52.849	65.161	-8.839	74.000	PEAK
2		5150.000	12.390	47.676	60.066	-13.934	74.000	PEAK
3	*	5198.261	12.560	96.262	108.822	34.822	74.000	PEAK

Note:

1. All readings above 1GHz are performed with peak and/or average measurements as necessary.
2. Measurement Level = Reading Level + Correct Factor.
3. The average measurement was not performed when the peak measured data under the limit of average detection.

Product : Intel® Wireless-AC 9560
Test Item : Band Edge Data
Test Date : 2018/12/27
Test Mode : Mode 2 SISO B: Transmit (802.11n-40BW_15Mbps) -Channel 38 (5190MHz)

Vertical

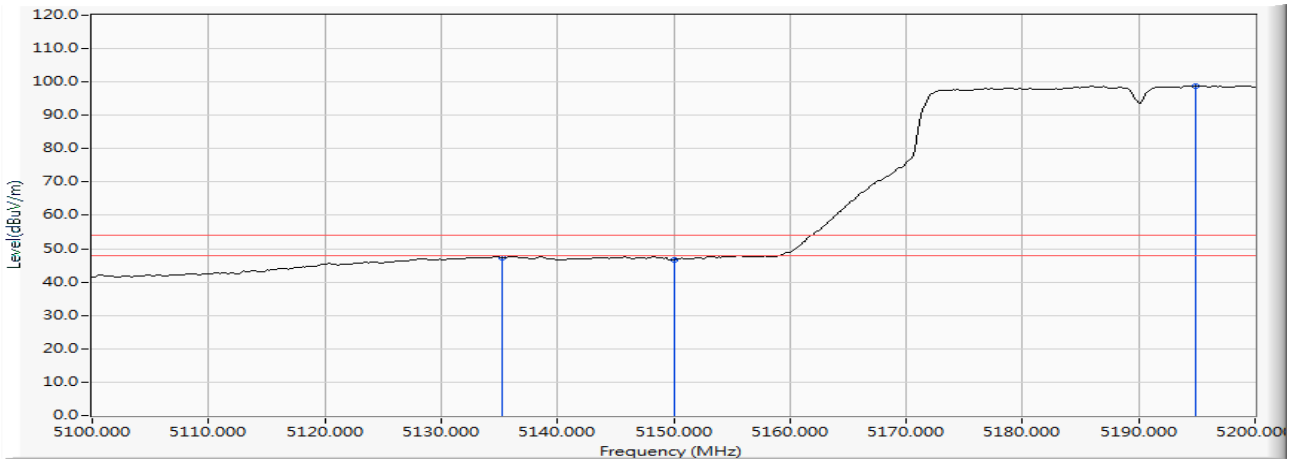

		Frequency (MHz)	Correct Factor (dB)	Reading Level (dBuV)	Measure Level (dBuV/m)	Margin (dB)	Limit (dBuV/m)	Detector Type
1		5135.217	12.333	35.074	47.408	-6.592	54.000	AVERAGE
2		5150.000	12.390	34.320	46.710	-7.290	54.000	AVERAGE
3	*	5194.928	12.551	86.260	98.811	44.811	54.000	AVERAGE

Note:

1. All readings above 1GHz are performed with peak and/or average measurements as necessary.
2. Measurement Level = Reading Level + Correct Factor.
3. The average measurement was not performed when the peak measured data under the limit of average detection.

Product : Intel® Wireless-AC 9560
Test Item : Band Edge Data
Test Date : 2018/12/27
Test Mode : Mode 2 SISO B: Transmit (802.11n-40BW_15Mbps) -Channel 62 (5310MHz)

Horizontal

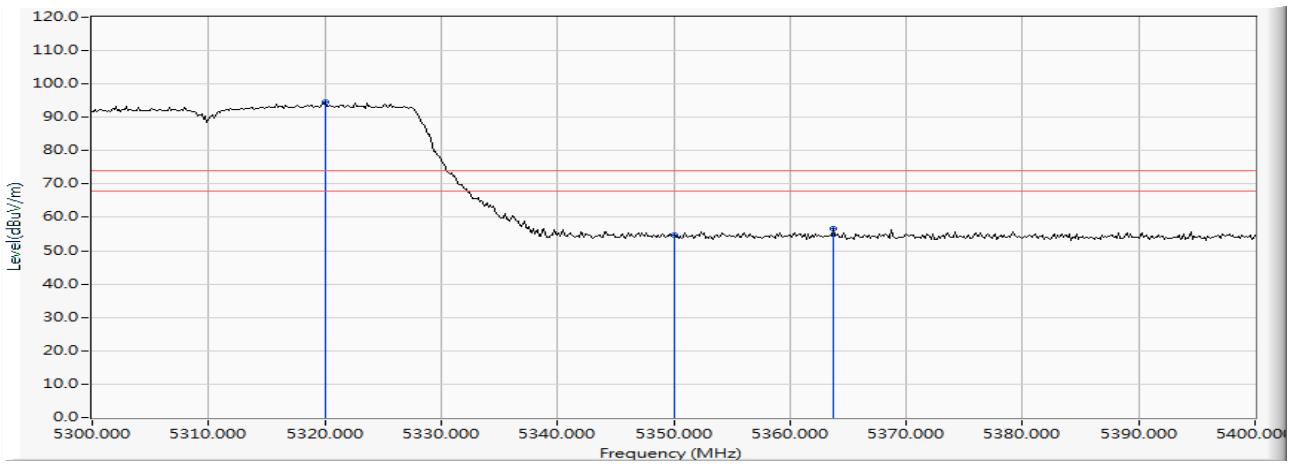

		Frequency (MHz)	Correct Factor (dB)	Reading Level (dBuV)	Measure Level (dBuV/m)	Margin (dB)	Limit (dBuV/m)	Detector Type
1	*	5320.000	11.101	83.386	94.487	20.487	74.000	PEAK
2		5350.000	11.024	43.689	54.713	-19.287	74.000	PEAK
3		5363.768	10.988	45.555	56.543	-17.457	74.000	PEAK

Note:

1. All readings above 1GHz are performed with peak and/or average measurements as necessary.
2. Measurement Level = Reading Level + Correct Factor.
3. The average measurement was not performed when the peak measured data under the limit of average detection.

Product : Intel® Wireless-AC 9560
Test Item : Band Edge Data
Test Date : 2018/12/27
Test Mode : Mode 2 SISO B: Transmit (802.11n-40BW_15Mbps) -Channel 62 (5310MHz)

Horizontal

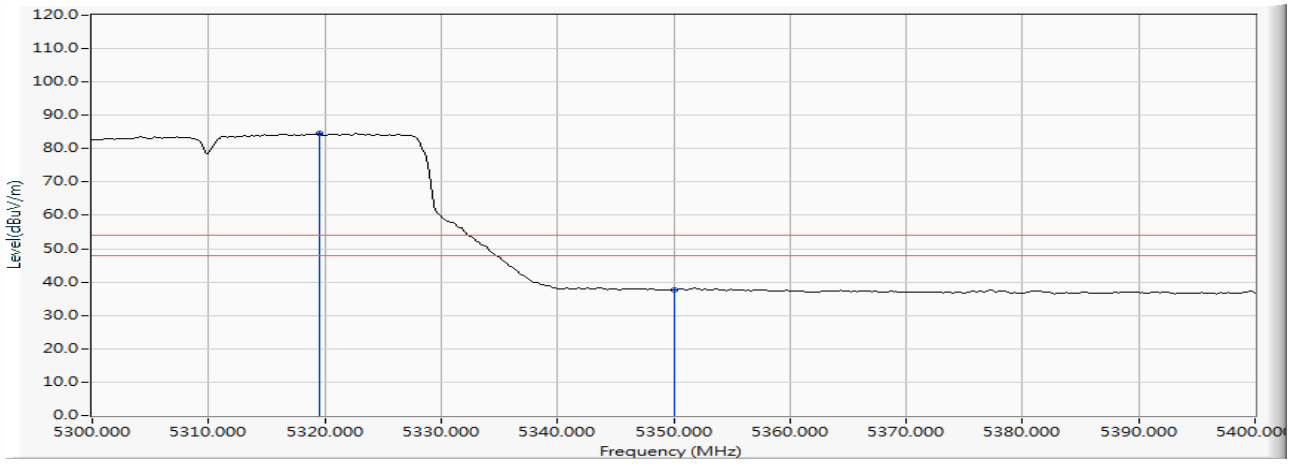

		Frequency (MHz)	Correct Factor (dB)	Reading Level (dBuV)	Measure Level (dBuV/m)	Margin (dB)	Limit (dBuV/m)	Detector Type
1	*	5319.565	11.102	73.369	84.471	30.471	54.000	AVERAGE
2		5350.000	11.024	26.634	37.658	-16.342	54.000	AVERAGE

Note:

1. All readings above 1GHz are performed with peak and/or average measurements as necessary.
2. Measurement Level = Reading Level + Correct Factor.
3. The average measurement was not performed when the peak measured data under the limit of average detection.

Product : Intel® Wireless-AC 9560
Test Item : Band Edge Data
Test Date : 2018/12/27
Test Mode : Mode 2 SISO B: Transmit (802.11n-40BW_15Mbps) -Channel 62 (5310MHz)

Vertical

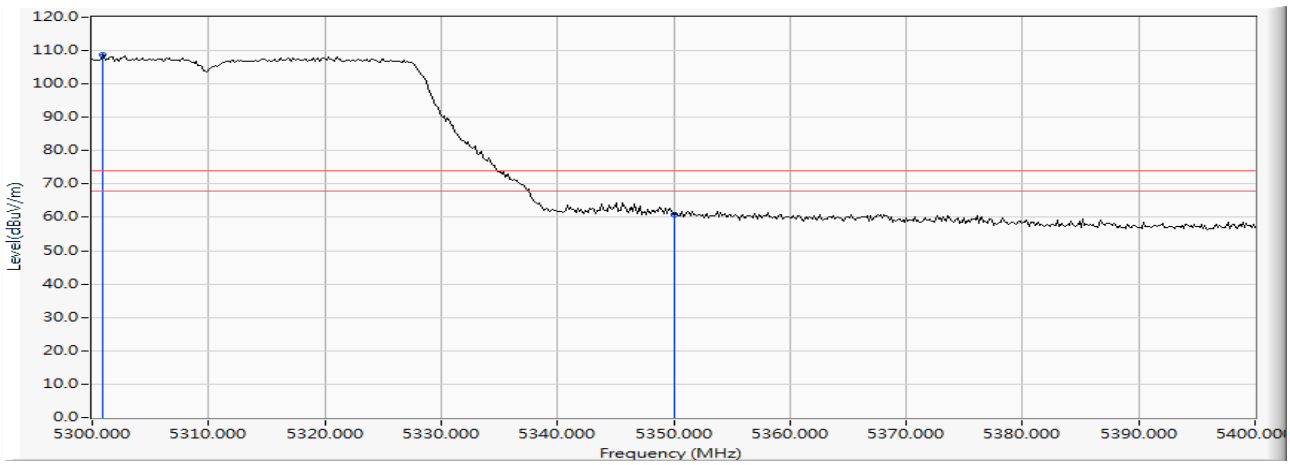

		Frequency (MHz)	Correct Factor (dB)	Reading Level (dBuV)	Measure Level (dBuV/m)	Margin (dB)	Limit (dBuV/m)	Detector Type
1	*	5300.870	13.029	95.686	108.714	34.714	74.000	PEAK
2		5350.000	12.999	47.903	60.902	-13.098	74.000	PEAK

Note:

1. All readings above 1GHz are performed with peak and/or average measurements as necessary.
2. Measurement Level = Reading Level + Correct Factor.
3. The average measurement was not performed when the peak measured data under the limit of average detection.

Product : Intel® Wireless-AC 9560
Test Item : Band Edge Data
Test Date : 2018/12/27
Test Mode : Mode 2 SISO B: Transmit (802.11n-40BW_15Mbps) -Channel 62 (5310MHz)

Vertical

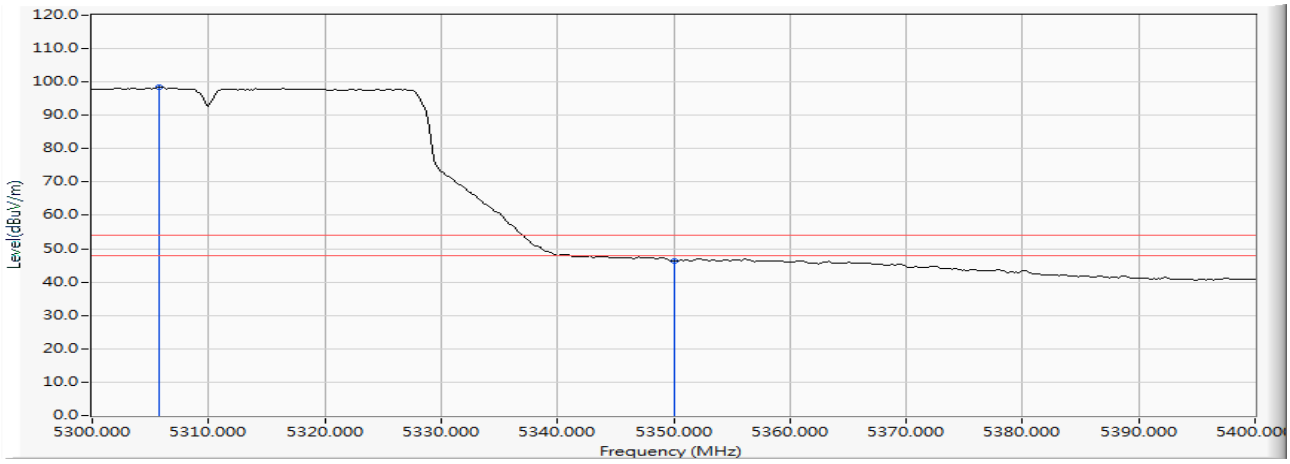

		Frequency (MHz)	Correct Factor (dB)	Reading Level (dBuV)	Measure Level (dBuV/m)	Margin (dB)	Limit (dBuV/m)	Detector Type
1	*	5305.797	13.027	85.539	98.566	44.566	54.000	AVERAGE
2		5350.000	12.999	33.312	46.311	-7.689	54.000	AVERAGE

Note:

1. All readings above 1GHz are performed with peak and/or average measurements as necessary.
2. Measurement Level = Reading Level + Correct Factor.
3. The average measurement was not performed when the peak measured data under the limit of average detection.

Product : Intel® Wireless-AC 9560
Test Item : Band Edge Data
Test Date : 2018/12/27
Test Mode : Mode 2 SISO B: Transmit (802.11n-40BW_15Mbps) -Channel 102 (5510MHz)

Horizontal

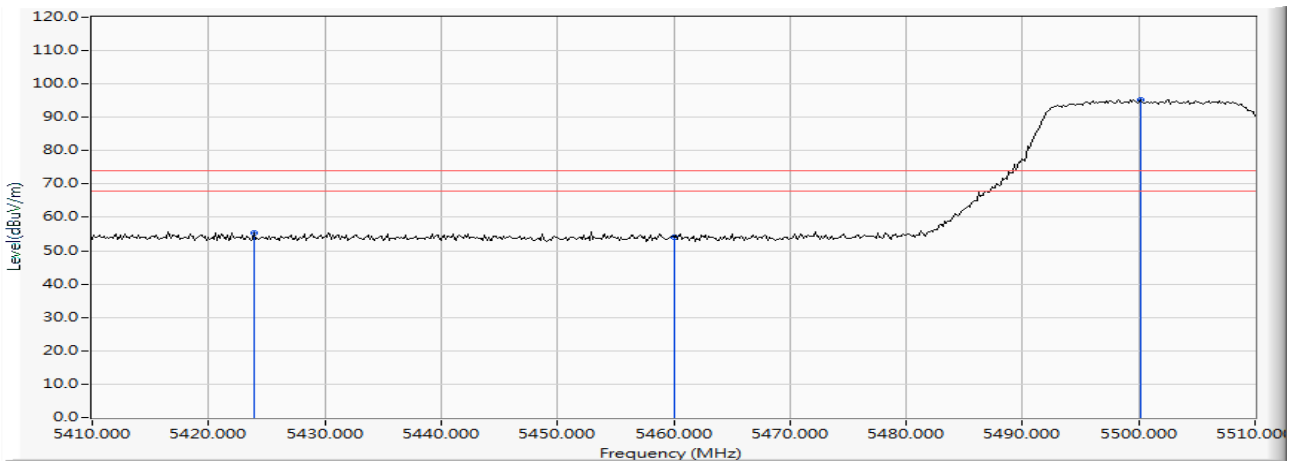

		Frequency (MHz)	Correct Factor (dB)	Reading Level (dBuV)	Measure Level (dBuV/m)	Margin (dB)	Limit (dBuV/m)	Detector Type
1		5423.913	11.217	44.244	55.461	-18.539	74.000	PEAK
2		5460.000	11.703	42.221	53.924	-20.076	74.000	PEAK
3	*	5500.145	12.170	83.106	95.276	21.276	74.000	PEAK

Note:

1. All readings above 1GHz are performed with peak and/or average measurements as necessary.
2. Measurement Level = Reading Level + Correct Factor.
3. The average measurement was not performed when the peak measured data under the limit of average detection.

Product : Intel® Wireless-AC 9560
Test Item : Band Edge Data
Test Date : 2018/12/27
Test Mode : Mode 2 SISO B: Transmit (802.11n-40BW_15Mbps) -Channel 102 (5510MHz)

Horizontal

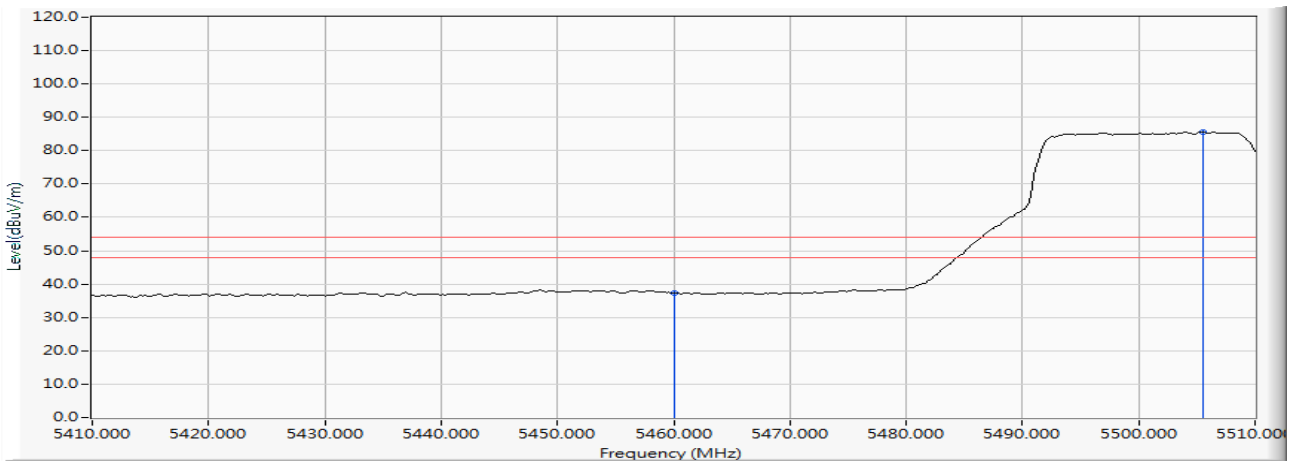

		Frequency (MHz)	Correct Factor (dB)	Reading Level (dBuV)	Measure Level (dBuV/m)	Margin (dB)	Limit (dBuV/m)	Detector Type
1		5460.000	11.703	25.594	37.297	-16.703	54.000	AVERAGE
2	*	5505.507	12.200	73.477	85.677	31.677	54.000	AVERAGE

Note:

1. All readings above 1GHz are performed with peak and/or average measurements as necessary.
2. Measurement Level = Reading Level + Correct Factor.
3. The average measurement was not performed when the peak measured data under the limit of average detection.

Product : Intel® Wireless-AC 9560
Test Item : Band Edge Data
Test Date : 2018/12/27
Test Mode : Mode 2 SISO B: Transmit (802.11n-40BW_15Mbps) -Channel 102 (5510MHz)

Vertical

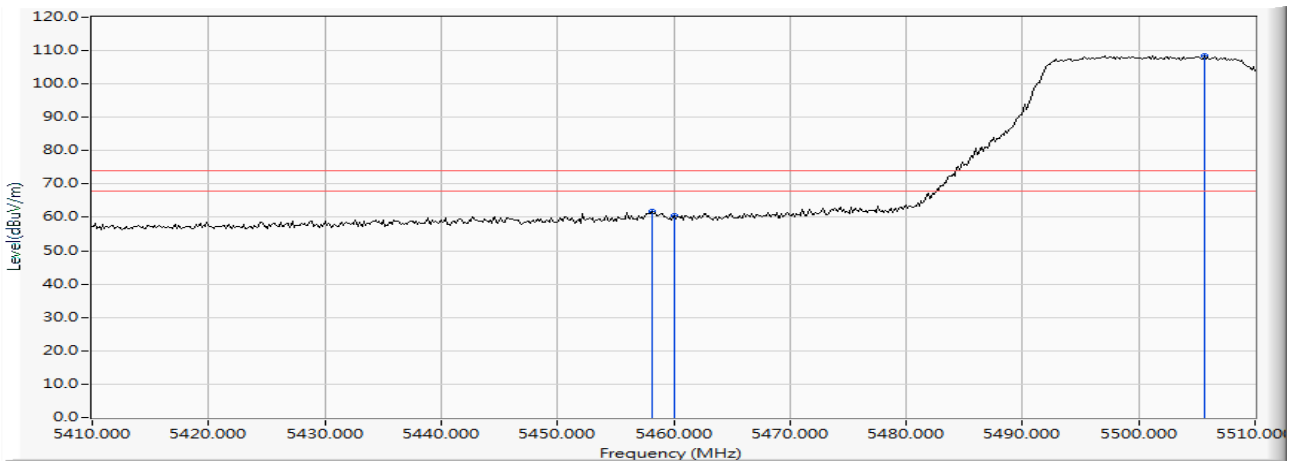

		Frequency (MHz)	Correct Factor (dB)	Reading Level (dBuV)	Measure Level (dBuV/m)	Margin (dB)	Limit (dBuV/m)	Detector Type
1		5458.116	13.376	48.432	61.808	-12.192	74.000	PEAK
2		5460.000	13.390	47.252	60.642	-13.358	74.000	PEAK
3	*	5505.652	13.641	94.884	108.525	34.525	74.000	PEAK

Note:

1. All readings above 1GHz are performed with peak and/or average measurements as necessary.
2. Measurement Level = Reading Level + Correct Factor.
3. The average measurement was not performed when the peak measured data under the limit of average detection.

Product	:	Intel® Wireless-AC 9560
Test Item	:	Band Edge Data
Test Date	:	2018/12/27
Test Mode	:	Mode 2 SISO B: Transmit (802.11n-40BW_15Mbps) -Channel 102 (5510MHz)

Vertical

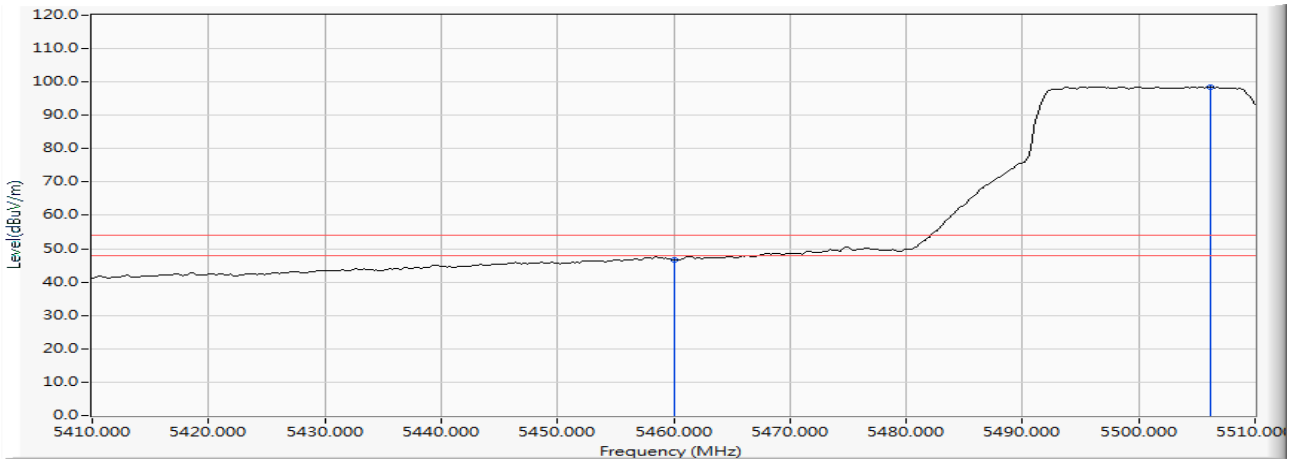

		Frequency (MHz)	Correct Factor (dB)	Reading Level (dBuV)	Measure Level (dBuV/m)	Margin (dB)	Limit (dBuV/m)	Detector Type
1		5460.000	13.390	33.340	46.730	-7.270	54.000	AVERAGE
2	*	5506.232	13.636	84.871	98.508	44.508	54.000	AVERAGE

Note:

1. All readings above 1GHz are performed with peak and/or average measurements as necessary.
2. Measurement Level = Reading Level + Correct Factor.
3. The average measurement was not performed when the peak measured data under the limit of average detection.

Product : Intel® Wireless-AC 9560
Test Item : Band Edge Data
Test Date : 2018/12/27
Test Mode : Mode 2 SISO B: Transmit (802.11n-40BW_15Mbps) -Channel 102 (5510MHz)

Horizontal

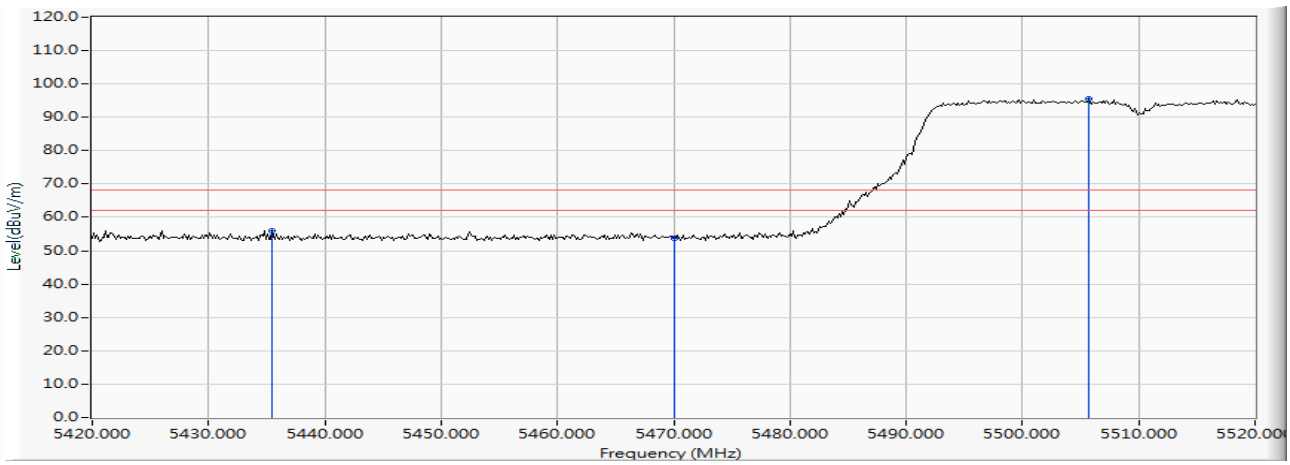

		Frequency (MHz)	Correct Factor (dB)	Reading Level (dBuV)	Measure Level (dBuV/m)	Margin (dB)	Limit (dBuV/m)	Detector Type
1		5435.507	11.375	44.563	55.937	-12.283	68.220	PEAK
2		5470.000	11.838	42.043	53.881	-14.339	68.220	PEAK
3	*	5505.652	12.198	83.275	95.473	27.253	68.220	PEAK

Product : Intel® Wireless-AC 9560
Test Item : Band Edge Data
Test Date : 2018/12/27
Test Mode : Mode 2 SISO B: Transmit (802.11n-40BW_15Mbps) -Channel 102 (5510MHz)

Vertical

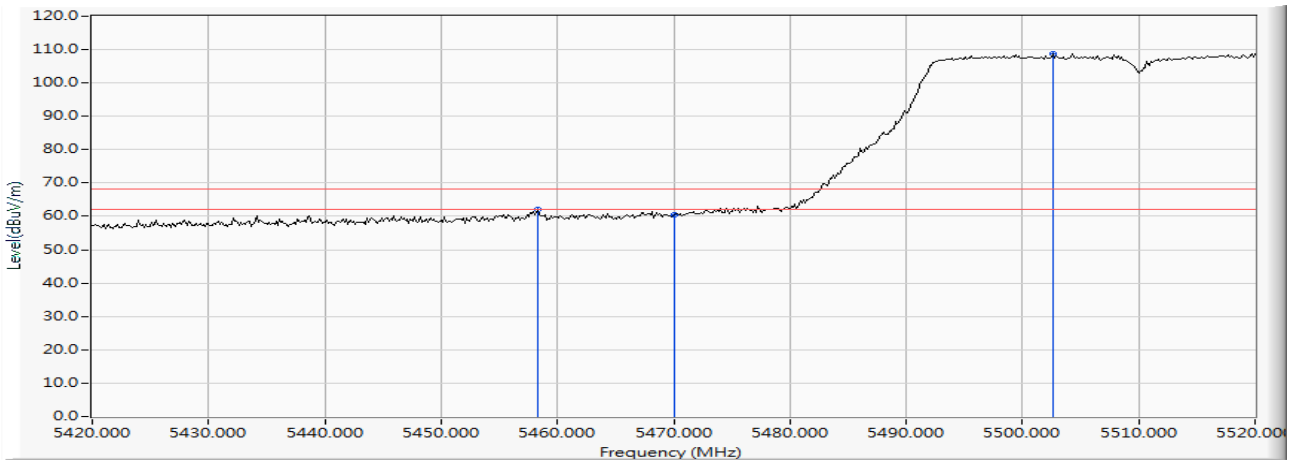

		Frequency (MHz)	Correct Factor (dB)	Reading Level (dBuV)	Measure Level (dBuV/m)	Margin (dB)	Limit (dBuV/m)	Detector Type
1		5458.261	13.378	48.775	62.152	-6.068	68.220	PEAK
2		5470.000	13.462	47.155	60.617	-7.603	68.220	PEAK
3	*	5502.609	13.638	95.086	108.723	40.503	68.220	PEAK

Product : Intel® Wireless-AC 9560
Test Item : Band Edge Data
Test Date : 2018/12/27
Test Mode : Mode 2 SISO B: Transmit (802.11n-40BW_15Mbps) -Channel 134 (5670MHz)

Horizontal

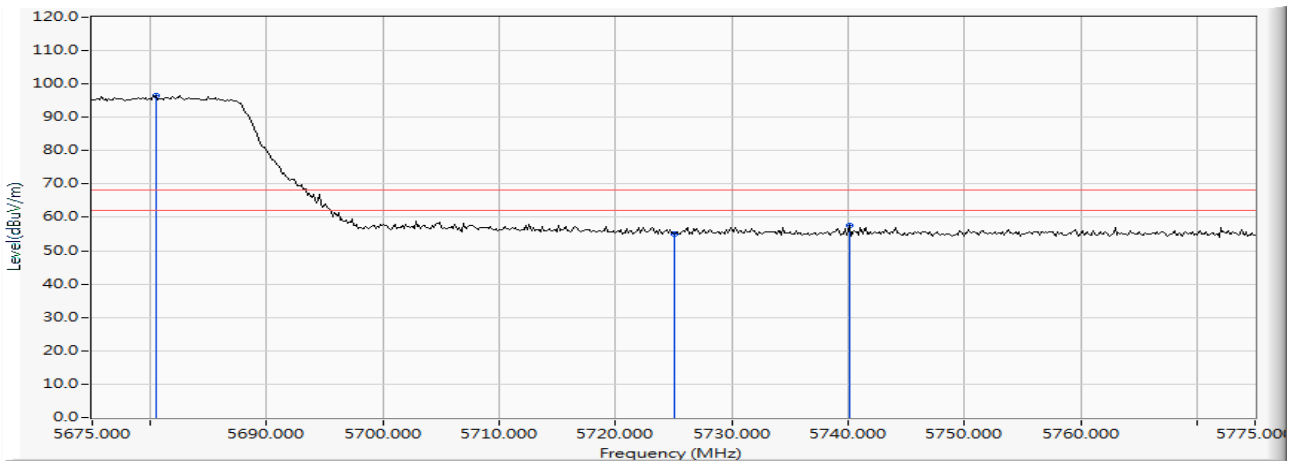

		Frequency (MHz)	Correct Factor (dB)	Reading Level (dBuV)	Measure Level (dBuV/m)	Margin (dB)	Limit (dBuV/m)	Detector Type
1	*	5680.507	11.627	84.969	96.595	28.375	68.220	PEAK
2		5725.000	11.592	43.356	54.948	-13.272	68.220	PEAK
3		5740.072	11.544	45.977	57.521	-10.699	68.220	PEAK

Product : Intel® Wireless-AC 9560
Test Item : Band Edge Data
Test Date : 2018/12/27
Test Mode : Mode 2 SISO B: Transmit (802.11n-40BW_15Mbps) -Channel 134 (5670MHz)

Vertical

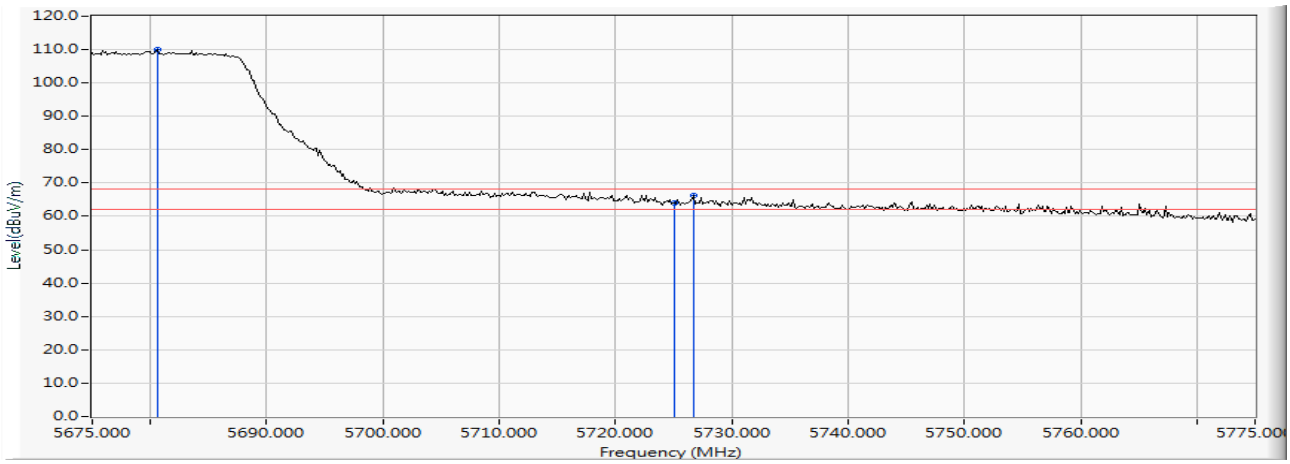

		Frequency (MHz)	Correct Factor (dB)	Reading Level (dBuV)	Measure Level (dBuV/m)	Margin (dB)	Limit (dBuV/m)	Detector Type
1	*	5680.652	13.021	96.881	109.903	41.683	68.220	PEAK
2		5725.000	12.930	51.090	64.020	-4.200	68.220	PEAK
3		5726.739	12.925	53.384	66.308	-1.912	68.220	PEAK

Product : Intel® Wireless-AC 9560
Test Item : Band Edge Data
Test Date : 2018/12/27
Test Mode : Mode 2 SISO B: Transmit (802.11n-40BW_15Mbps) -Channel 151 (5755MHz)

Horizontal

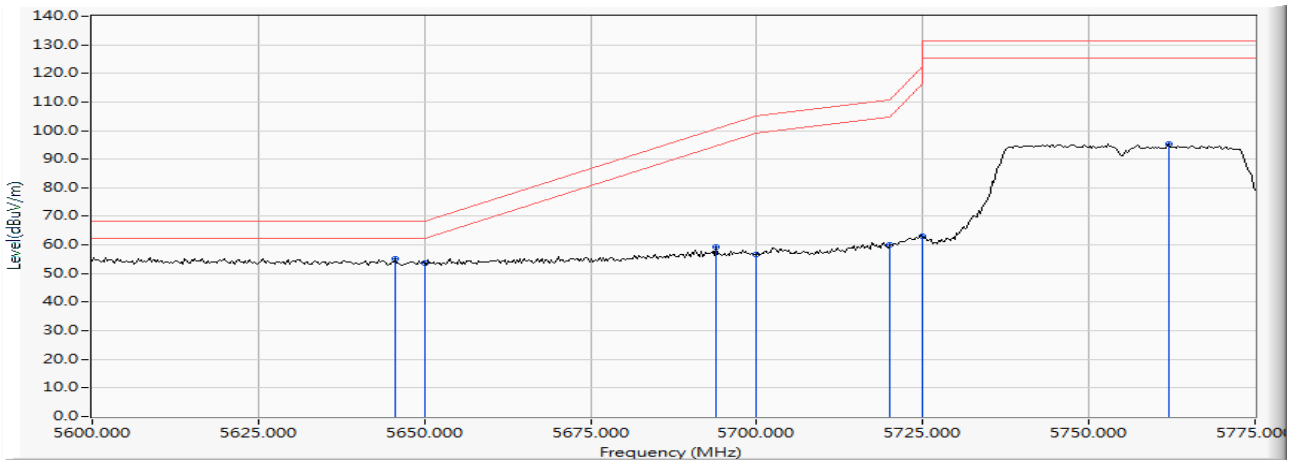

		Frequency (MHz)	Correct Factor (dB)	Reading Level (dBuV)	Measure Level (dBuV/m)	Margin (dB)	Limit (dBuV/m)	Detector Type
1	*	5645.652	11.544	43.751	55.295	-12.925	68.220	PEAK
2		5650.000	11.554	42.085	53.640	-14.580	68.220	PEAK
3		5693.841	11.652	47.722	59.373	-41.272	100.645	PEAK
4		5700.000	11.647	45.006	56.653	-48.547	105.200	PEAK
5		5720.000	11.607	48.329	59.936	-50.864	110.800	PEAK
6		5725.000	11.592	51.300	62.892	-59.308	122.200	PEAK
7		5762.065	11.475	84.000	95.475	-35.725	131.200	PEAK

Product : Intel® Wireless-AC 9560
Test Item : Band Edge Data
Test Date : 2018/12/27
Test Mode : Mode 2 SISO B: Transmit (802.11n-40BW_15Mbps) -Channel 151 (5755MHz)

Vertical

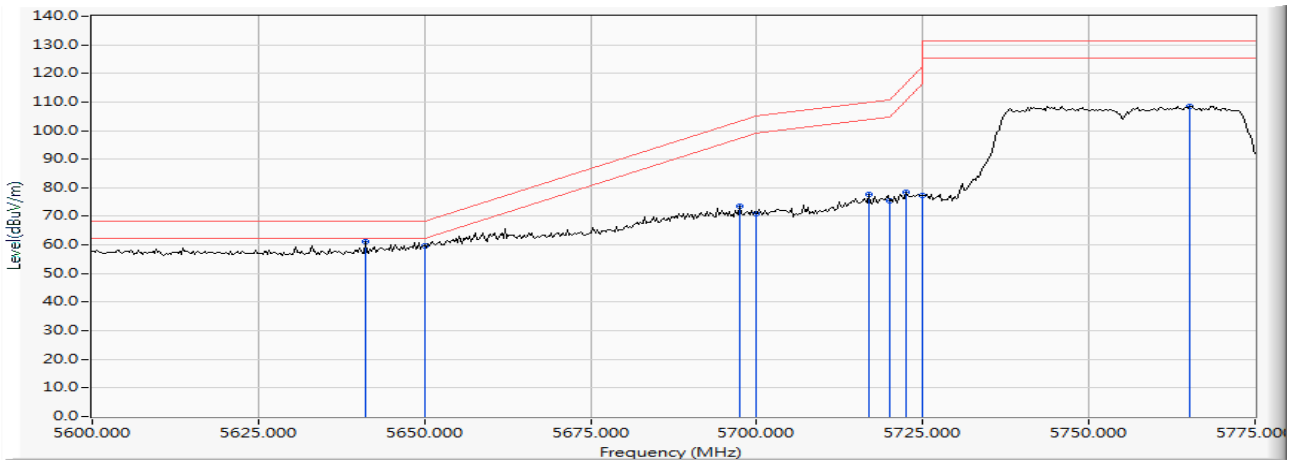

		Frequency (MHz)	Correct Factor (dB)	Reading Level (dBuV)	Measure Level (dBuV/m)	Margin (dB)	Limit (dBuV/m)	Detector Type
1	*	5641.087	13.031	48.230	61.261	-6.959	68.220	PEAK
2		5650.000	13.029	46.745	59.774	-8.446	68.220	PEAK
3		5697.391	13.008	60.741	73.749	-29.521	103.270	PEAK
4		5700.000	13.003	57.899	70.902	-34.298	105.200	PEAK
5		5716.920	12.958	64.590	77.548	-32.390	109.938	PEAK
6		5720.000	12.947	62.613	75.560	-35.240	110.800	PEAK
7		5722.500	12.939	65.371	78.310	-38.190	116.500	PEAK
8		5725.000	12.930	64.267	77.197	-45.003	122.200	PEAK
9		5765.109	12.789	95.844	108.634	-22.566	131.200	PEAK

Product : Intel® Wireless-AC 9560
Test Item : Band Edge Data
Test Date : 2018/12/27
Test Mode : Mode 2 SISO B: Transmit (802.11n-40BW_15Mbps) -Channel 159 (5795MHz)

Horizontal

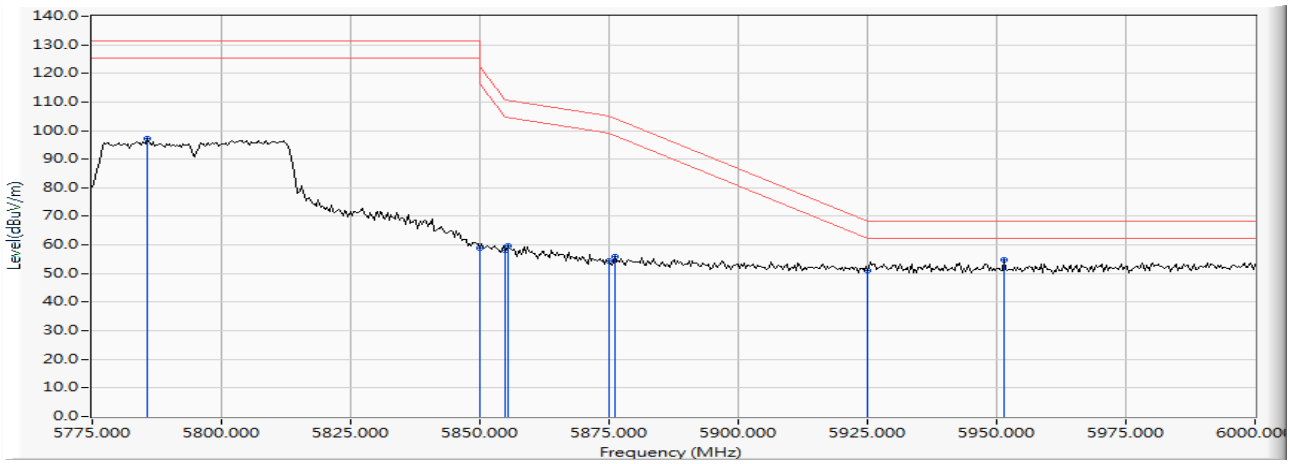

		Frequency (MHz)	Correct Factor (dB)	Reading Level (dBuV)	Measure Level (dBuV/m)	Margin (dB)	Limit (dBuV/m)	Detector Type
1		5785.761	11.399	85.961	97.360	-33.840	131.200	PEAK
2		5850.000	11.701	47.350	59.051	-63.149	122.200	PEAK
3		5855.000	11.735	46.269	58.004	-52.796	110.800	PEAK
4		5855.543	11.740	47.822	59.561	-51.087	110.648	PEAK
5		5875.000	11.873	42.425	54.298	-50.902	105.200	PEAK
6		5876.087	11.881	44.037	55.918	-48.478	104.396	PEAK
7		5925.000	12.068	39.149	51.218	-16.982	68.200	PEAK
8	*	5951.413	12.091	42.751	54.842	-13.358	68.200	PEAK

Product : Intel® Wireless-AC 9560
Test Item : Band Edge Data
Test Date : 2018/12/27
Test Mode : Mode 2 SISO B: Transmit (802.11n-40BW_15Mbps) -Channel 159 (5795MHz)

Vertical

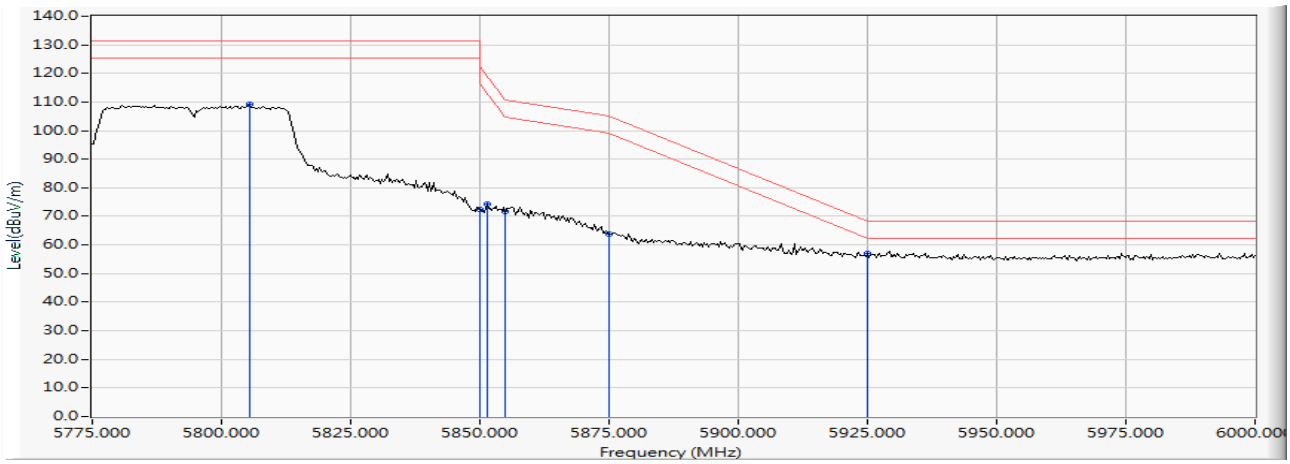

		Frequency (MHz)	Correct Factor (dB)	Reading Level (dBuV)	Measure Level (dBuV/m)	Margin (dB)	Limit (dBuV/m)	Detector Type
1		5805.326	12.688	96.491	109.179	-22.021	131.200	PEAK
2		5850.000	12.774	59.532	72.306	-49.894	122.200	PEAK
3		5851.304	12.776	61.379	74.155	-45.072	119.227	PEAK
4		5855.000	12.784	58.851	71.635	-39.165	110.800	PEAK
5		5875.000	12.825	50.949	63.774	-41.426	105.200	PEAK
6	*	5925.000	12.911	44.060	56.971	-11.229	68.200	PEAK

Product : Intel® Wireless-AC 9560
Test Item : Band Edge Data
Test Date : 2018/12/27
Test Mode : Mode 2 SISO B: Transmit (802.11ac-80BW_32.5Mbps) -Channel 42 (5210MHz)

Horizontal

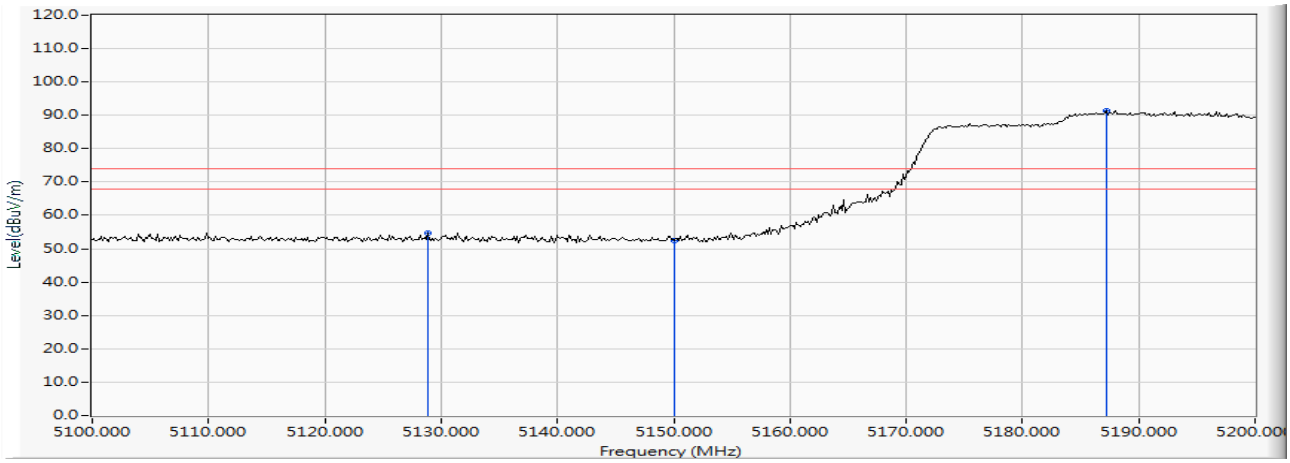

		Frequency (MHz)	Correct Factor (dB)	Reading Level (dBuV)	Measure Level (dBuV/m)	Margin (dB)	Limit (dBuV/m)	Detector Type
1		5128.841	10.523	44.102	54.625	-19.375	74.000	PEAK
2		5150.000	10.470	41.997	52.468	-21.532	74.000	PEAK
3	*	5187.246	10.375	80.886	91.262	17.262	74.000	PEAK

Note:

1. All readings above 1GHz are performed with peak and/or average measurements as necessary.
2. Measurement Level = Reading Level + Correct Factor.
3. The average measurement was not performed when the peak measured data under the limit of average detection.

Product : Intel® Wireless-AC 9560
Test Item : Band Edge Data
Test Date : 2018/12/27
Test Mode : Mode 2 SISO B: Transmit (802.11ac-80BW_32.5Mbps) -Channel 42 (5210MHz)

Horizontal

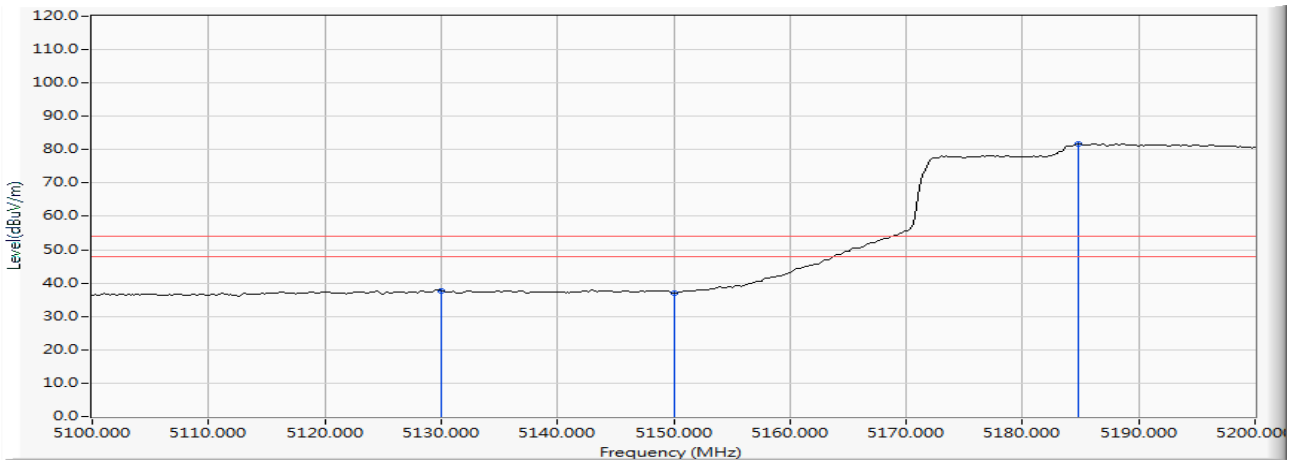

		Frequency (MHz)	Correct Factor (dB)	Reading Level (dBuV)	Measure Level (dBuV/m)	Margin (dB)	Limit (dBuV/m)	Detector Type
1		5130.000	10.520	27.238	37.758	-16.242	54.000	AVERAGE
2		5150.000	10.470	26.511	36.982	-17.018	54.000	AVERAGE
3	*	5184.783	10.382	71.451	81.833	27.833	54.000	AVERAGE

Note:

1. All readings above 1GHz are performed with peak and/or average measurements as necessary.
2. Measurement Level = Reading Level + Correct Factor.
3. The average measurement was not performed when the peak measured data under the limit of average detection.

Product : Intel® Wireless-AC 9560
Test Item : Band Edge Data
Test Date : 2018/12/27
Test Mode : Mode 2 SISO B: Transmit (802.11ac-80BW_32.5Mbps) -Channel 42 (5210MHz)

Vertical

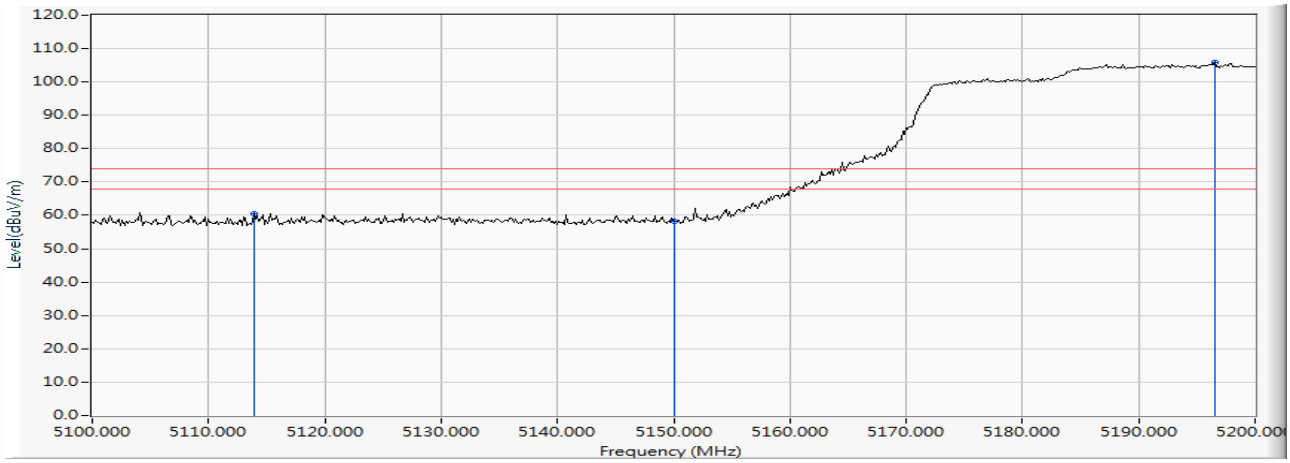

		Frequency (MHz)	Correct Factor (dB)	Reading Level (dBuV)	Measure Level (dBuV/m)	Margin (dB)	Limit (dBuV/m)	Detector Type
1		5113.913	12.254	48.318	60.572	-13.428	74.000	PEAK
2		5150.000	12.390	45.761	58.151	-15.849	74.000	PEAK
3	*	5196.522	12.555	93.146	105.701	31.701	74.000	PEAK

Note:

1. All readings above 1GHz are performed with peak and/or average measurements as necessary.
2. Measurement Level = Reading Level + Correct Factor.
3. The average measurement was not performed when the peak measured data under the limit of average detection.

Product : Intel® Wireless-AC 9560
Test Item : Band Edge Data
Test Date : 2018/12/27
Test Mode : Mode 2 SISO B: Transmit (802.11ac-80BW_32.5Mbps) -Channel 42 (5210MHz)

Vertical

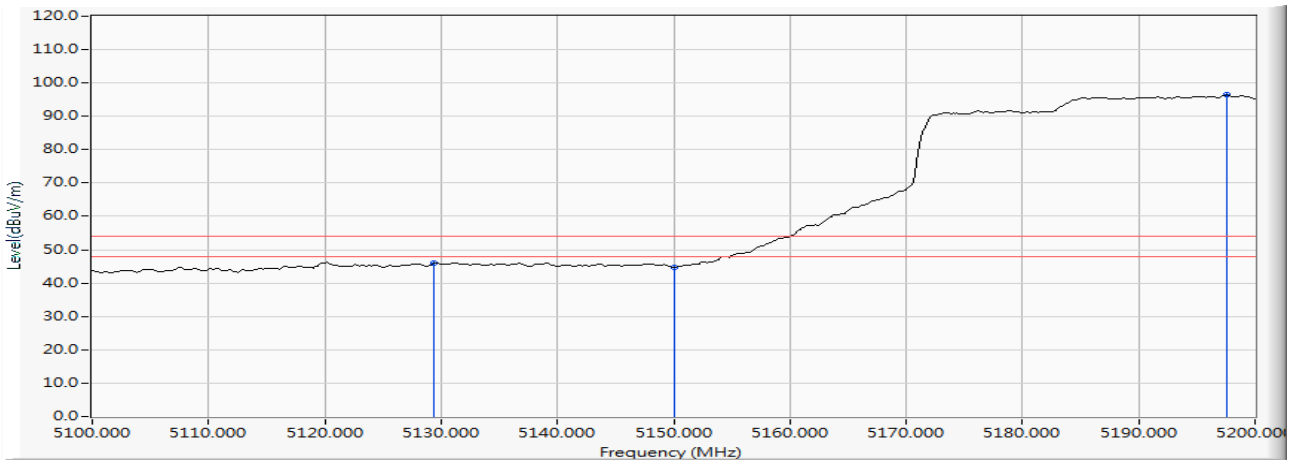

		Frequency (MHz)	Correct Factor (dB)	Reading Level (dBuV)	Measure Level (dBuV/m)	Margin (dB)	Limit (dBuV/m)	Detector Type
1		5129.420	12.313	33.598	45.910	-8.090	54.000	AVERAGE
2		5150.000	12.390	32.385	44.775	-9.225	54.000	AVERAGE
3	*	5197.536	12.558	83.806	96.364	42.364	54.000	AVERAGE

Note:

1. All readings above 1GHz are performed with peak and/or average measurements as necessary.
2. Measurement Level = Reading Level + Correct Factor.
3. The average measurement was not performed when the peak measured data under the limit of average detection.

Product : Intel® Wireless-AC 9560
Test Item : Band Edge Data
Test Date : 2018/12/27
Test Mode : Mode 2 SISO B: Transmit (802.11ac-80BW_32.5Mbps) -Channel 58 (5290MHz)

Horizontal

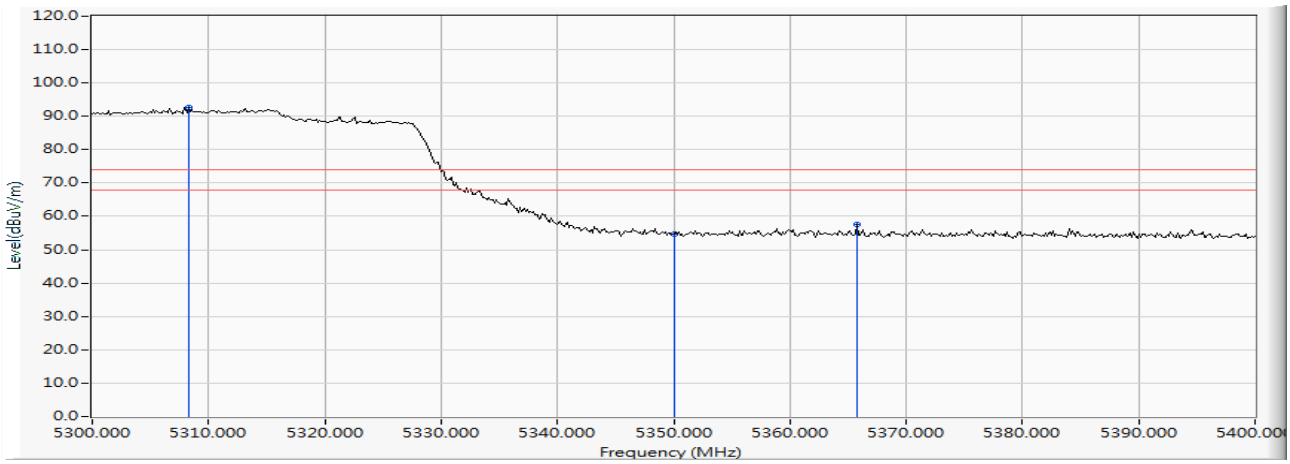

		Frequency (MHz)	Correct Factor (dB)	Reading Level (dBuV)	Measure Level (dBuV/m)	Margin (dB)	Limit (dBuV/m)	Detector Type
1	*	5308.261	11.131	81.472	92.603	18.603	74.000	PEAK
2		5350.000	11.024	43.522	54.546	-19.454	74.000	PEAK
3		5365.797	10.982	46.719	57.701	-16.299	74.000	PEAK

Note:

1. All readings above 1GHz are performed with peak and/or average measurements as necessary.
2. Measurement Level = Reading Level + Correct Factor.
3. The average measurement was not performed when the peak measured data under the limit of average detection.

Product : Intel® Wireless-AC 9560
Test Item : Band Edge Data
Test Date : 2018/12/27
Test Mode : Mode 2 SISO B: Transmit (802.11ac-80BW_32.5Mbps) -Channel 58 (5290MHz)

Horizontal

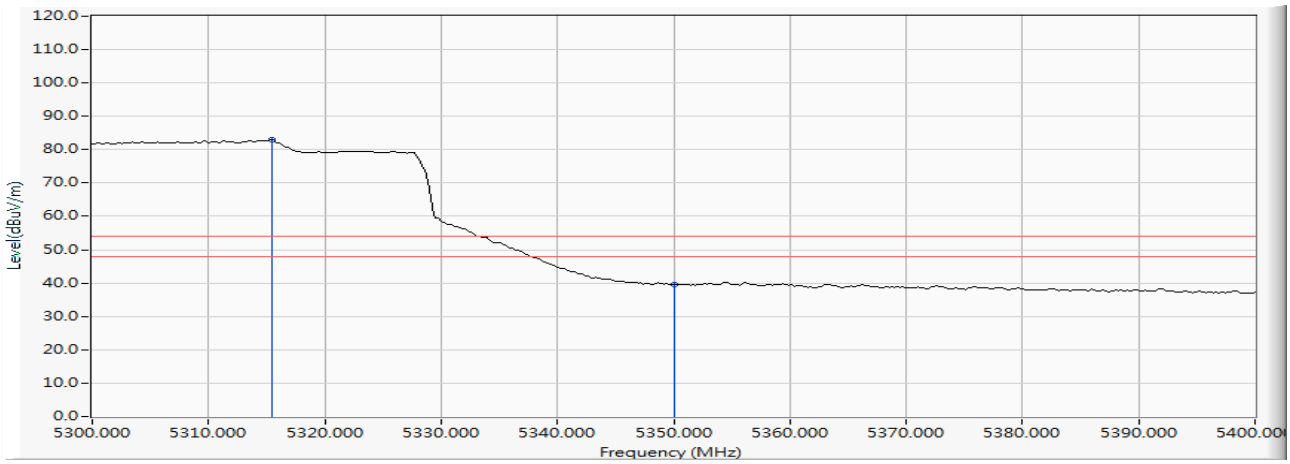

		Frequency (MHz)	Correct Factor (dB)	Reading Level (dBuV)	Measure Level (dBuV/m)	Margin (dB)	Limit (dBuV/m)	Detector Type
1	*	5315.507	11.112	71.792	82.904	28.904	54.000	AVERAGE
2		5350.000	11.024	28.491	39.515	-14.485	54.000	AVERAGE

Note:

1. All readings above 1GHz are performed with peak and/or average measurements as necessary.
2. Measurement Level = Reading Level + Correct Factor.
3. The average measurement was not performed when the peak measured data under the limit of average detection.

Product : Intel® Wireless-AC 9560
Test Item : Band Edge Data
Test Date : 2018/12/27
Test Mode : Mode 2 SISO B: Transmit (802.11ac-80BW_32.5Mbps) -Channel 58 (5290MHz)

Vertical

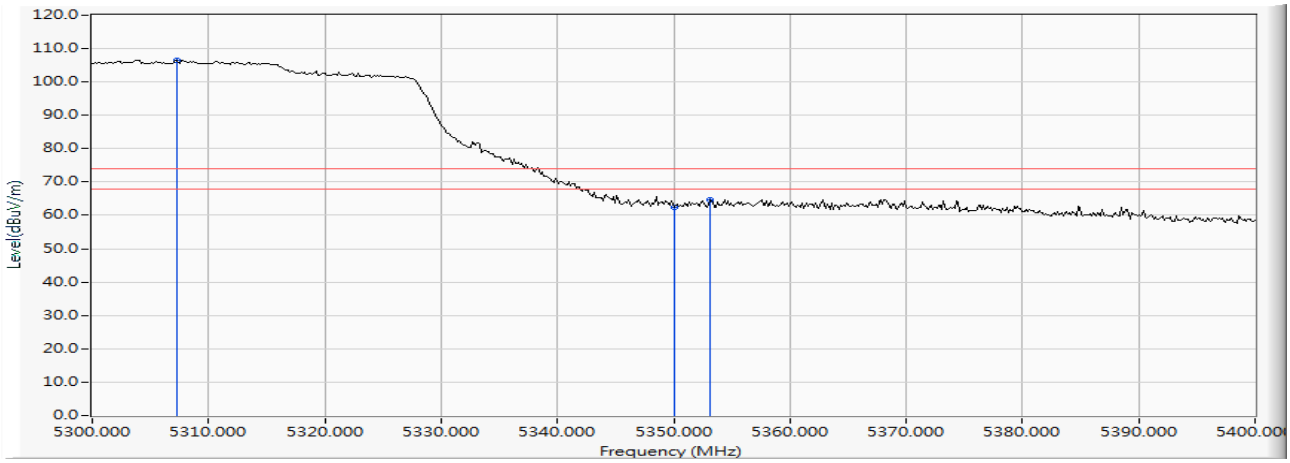

		Frequency (MHz)	Correct Factor (dB)	Reading Level (dBuV)	Measure Level (dBuV/m)	Margin (dB)	Limit (dBuV/m)	Detector Type
1	*	5307.246	13.026	93.552	106.578	32.578	74.000	PEAK
2		5350.000	12.999	49.340	62.339	-11.661	74.000	PEAK
3		5353.188	12.997	51.606	64.603	-9.397	74.000	PEAK

Note:

1. All readings above 1GHz are performed with peak and/or average measurements as necessary.
2. Measurement Level = Reading Level + Correct Factor.
3. The average measurement was not performed when the peak measured data under the limit of average detection.

Product : Intel® Wireless-AC 9560
Test Item : Band Edge Data
Test Date : 2018/12/27
Test Mode : Mode 2 SISO B: Transmit (802.11ac-80BW_32.5Mbps) -Channel 58 (5290MHz)

Vertical

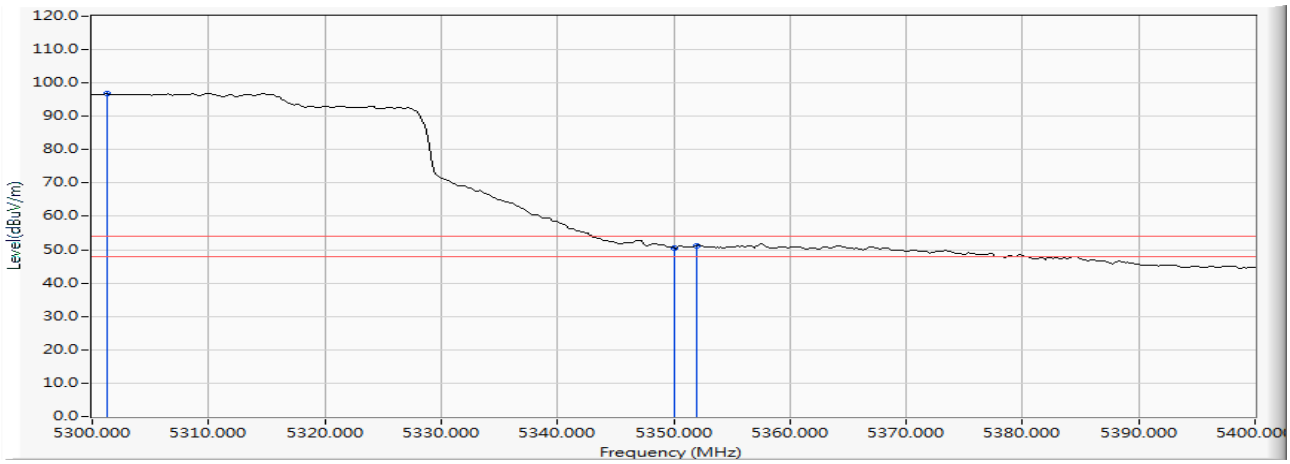

		Frequency (MHz)	Correct Factor (dB)	Reading Level (dBuV)	Measure Level (dBuV/m)	Margin (dB)	Limit (dBuV/m)	Detector Type
1	*	5301.304	13.028	83.762	96.791	42.791	54.000	AVERAGE
2		5350.000	12.999	37.474	50.473	-3.527	54.000	AVERAGE
3		5352.029	12.998	38.314	51.312	-2.688	54.000	AVERAGE

Note:

1. All readings above 1GHz are performed with peak and/or average measurements as necessary.
2. Measurement Level = Reading Level + Correct Factor.
3. The average measurement was not performed when the peak measured data under the limit of average detection.

Product : Intel® Wireless-AC 9560
Test Item : Band Edge Data
Test Date : 2018/12/27
Test Mode : Mode 2 SISO B: Transmit (802.11ac-80BW_32.5Mbps) -Channel 106 (5530MHz)

Horizontal

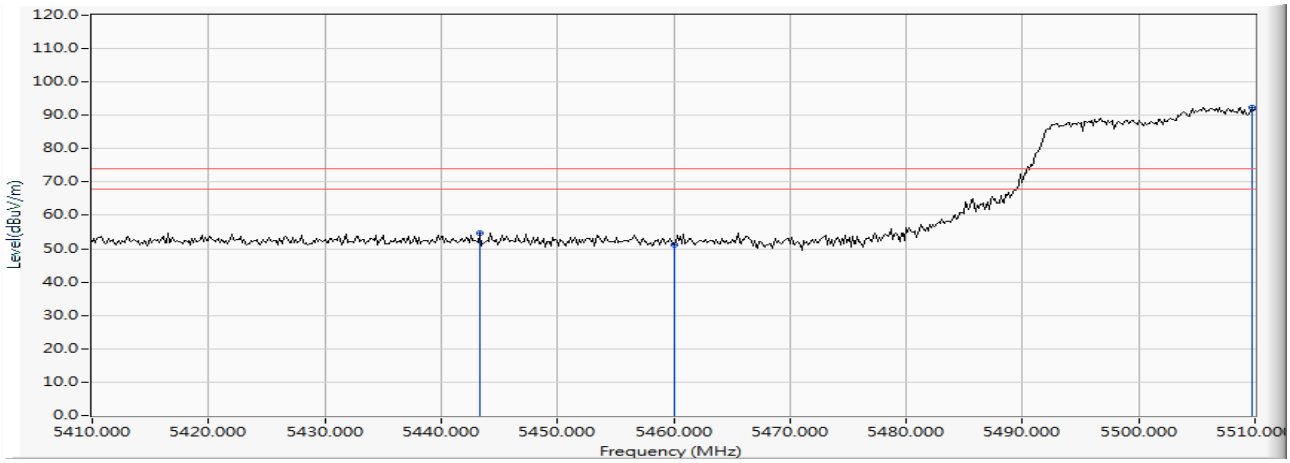

		Frequency (MHz)	Correct Factor (dB)	Reading Level (dBuV)	Measure Level (dBuV/m)	Margin (dB)	Limit (dBuV/m)	Detector Type
1		5443.333	11.479	43.173	54.652	-19.348	74.000	PEAK
2		5460.000	11.703	39.592	51.295	-22.705	74.000	PEAK
3	*	5509.710	12.166	80.276	92.442	18.442	74.000	PEAK

Note:

1. All readings above 1GHz are performed with peak and/or average measurements as necessary.
2. Measurement Level = Reading Level + Correct Factor.
3. The average measurement was not performed when the peak measured data under the limit of average detection.

Product : Intel® Wireless-AC 9560
Test Item : Band Edge Data
Test Date : 2018/12/27
Test Mode : Mode 2 SISO B: Transmit (802.11ac-80BW_32.5Mbps) -Channel 106 (5530MHz)

Horizontal

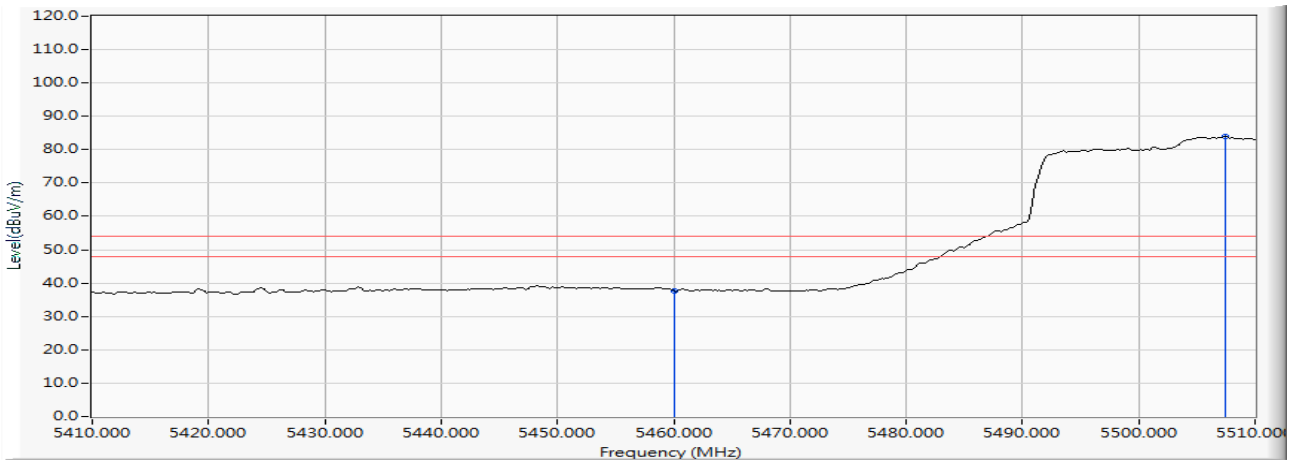

		Frequency (MHz)	Correct Factor (dB)	Reading Level (dBuV)	Measure Level (dBuV/m)	Margin (dB)	Limit (dBuV/m)	Detector Type
1		5460.000	11.703	25.999	37.702	-16.298	54.000	AVERAGE
2	*	5507.391	12.185	71.818	84.002	30.002	54.000	AVERAGE

Note:

1. All readings above 1GHz are performed with peak and/or average measurements as necessary.
2. Measurement Level = Reading Level + Correct Factor.
3. The average measurement was not performed when the peak measured data under the limit of average detection.

Product : Intel® Wireless-AC 9560
Test Item : Band Edge Data
Test Date : 2018/12/27
Test Mode : Mode 2 SISO B: Transmit (802.11ac-80BW_32.5Mbps) -Channel 106 (5530MHz)

Vertical

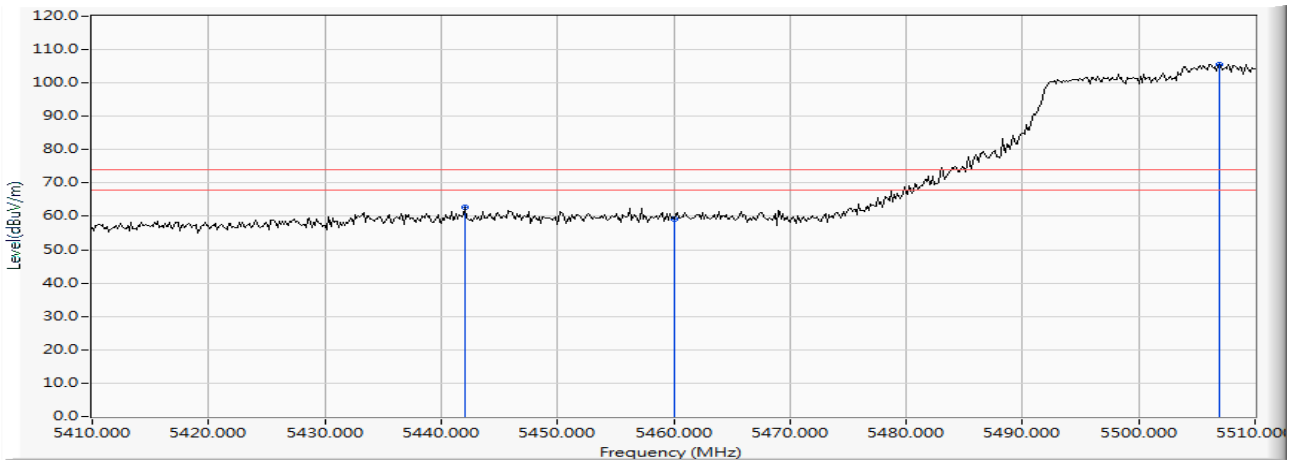

		Frequency (MHz)	Correct Factor (dB)	Reading Level (dBuV)	Measure Level (dBuV/m)	Margin (dB)	Limit (dBuV/m)	Detector Type
1		5442.029	13.263	49.524	62.787	-11.213	74.000	PEAK
2		5460.000	13.390	45.933	59.323	-14.677	74.000	PEAK
3	*	5506.957	13.633	92.035	105.667	31.667	74.000	PEAK

Note:

1. All readings above 1GHz are performed with peak and/or average measurements as necessary.
2. Measurement Level = Reading Level + Correct Factor.
3. The average measurement was not performed when the peak measured data under the limit of average detection.

Product : Intel® Wireless-AC 9560
Test Item : Band Edge Data
Test Date : 2018/12/27
Test Mode : Mode 2 SISO B: Transmit (802.11ac-80BW_32.5Mbps) -Channel 106 (5530MHz)

Vertical

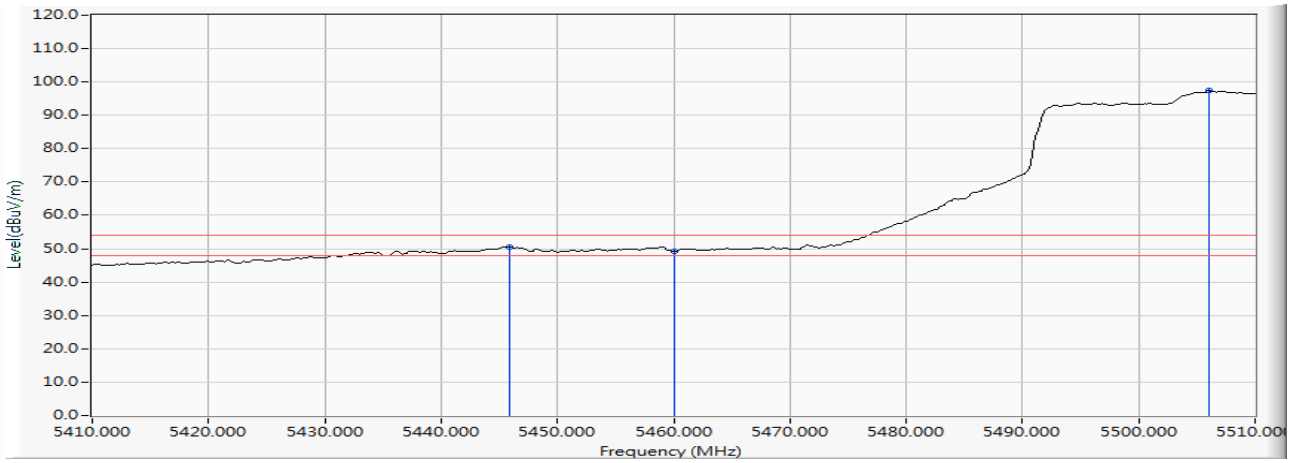

		Frequency (MHz)	Correct Factor (dB)	Reading Level (dBuV)	Measure Level (dBuV/m)	Margin (dB)	Limit (dBuV/m)	Detector Type
1		5445.942	13.291	37.247	50.538	-3.462	54.000	AVERAGE
2		5460.000	13.390	35.956	49.346	-4.654	54.000	AVERAGE
3	*	5506.087	13.638	83.766	97.404	43.404	54.000	AVERAGE

Note:

1. All readings above 1GHz are performed with peak and/or average measurements as necessary.
2. Measurement Level = Reading Level + Correct Factor.
3. The average measurement was not performed when the peak measured data under the limit of average detection.

Product : Intel® Wireless-AC 9560
Test Item : Band Edge Data
Test Date : 2018/12/27
Test Mode : Mode 2 SISO B: Transmit (802.11ac-160BW_65Mbps) -Channel 50 (5250MHz)

Horizontal

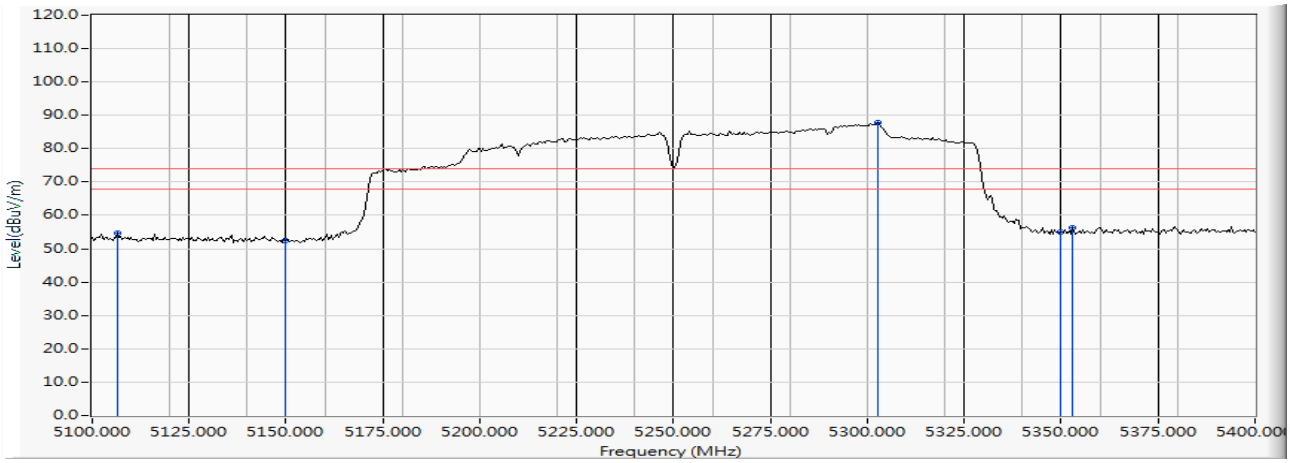

		Frequency (MHz)	Correct Factor (dB)	Reading Level (dBuV)	Measure Level (dBuV/m)	Margin (dB)	Limit (dBuV/m)	Detector Type
1		5106.522	10.563	43.981	54.544	-19.456	74.000	PEAK
2		5150.000	10.470	41.999	52.470	-21.530	74.000	PEAK
3	*	5302.609	11.145	76.636	87.781	13.781	74.000	PEAK
4		5350.000	11.024	43.944	54.968	-19.032	74.000	PEAK
5		5353.043	11.017	45.344	56.360	-17.640	74.000	PEAK

Note:

1. All readings above 1GHz are performed with peak and/or average measurements as necessary.
2. Measurement Level = Reading Level + Correct Factor.
3. The average measurement was not performed when the peak measured data under the limit of average detection.

Product : Intel® Wireless-AC 9560
Test Item : Band Edge Data
Test Date : 2018/12/27
Test Mode : Mode 2 SISO B: Transmit (802.11ac-160BW_65Mbps) -Channel 50 (5250MHz)

Horizontal

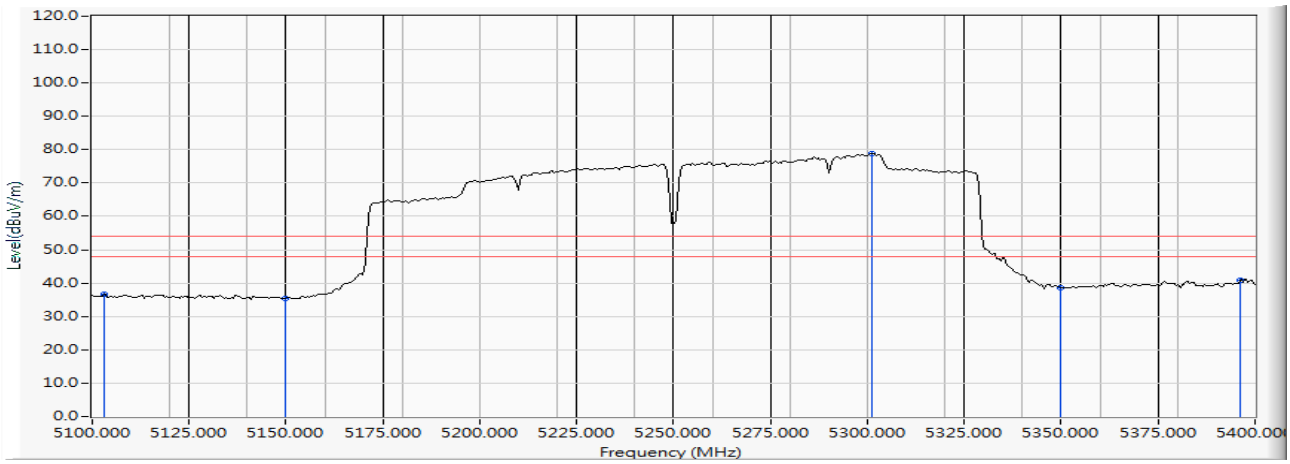

		Frequency (MHz)	Correct Factor (dB)	Reading Level (dBuV)	Measure Level (dBuV/m)	Margin (dB)	Limit (dBuV/m)	Detector Type
1		5103.043	10.564	26.094	36.658	-17.342	54.000	AVERAGE
2		5150.000	10.470	24.870	35.341	-18.659	54.000	AVERAGE
3	*	5301.304	11.148	67.730	78.878	24.878	54.000	AVERAGE
4		5350.000	11.024	27.641	38.665	-15.335	54.000	AVERAGE
5		5396.087	10.932	30.048	40.981	-13.019	54.000	AVERAGE

Note:

1. All readings above 1GHz are performed with peak and/or average measurements as necessary.
2. Measurement Level = Reading Level + Correct Factor.
3. The average measurement was not performed when the peak measured data under the limit of average detection.

Product : Intel® Wireless-AC 9560
Test Item : Band Edge Data
Test Date : 2018/12/27
Test Mode : Mode 2 SISO B: Transmit (802.11ac-160BW_65Mbps) -Channel 50 (5250MHz)

Vertical

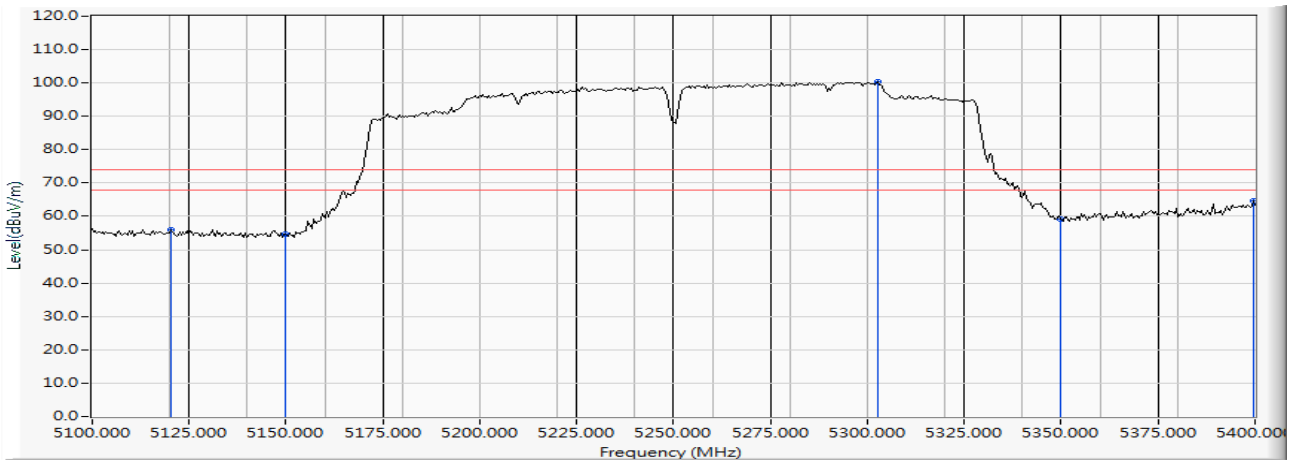

		Frequency (MHz)	Correct Factor (dB)	Reading Level (dBuV)	Measure Level (dBuV/m)	Margin (dB)	Limit (dBuV/m)	Detector Type
1		5120.435	12.278	43.749	56.028	-17.972	74.000	PEAK
2		5150.000	12.390	42.155	54.545	-19.455	74.000	PEAK
3	*	5302.609	13.028	87.385	100.413	26.413	74.000	PEAK
4		5350.000	12.999	46.167	59.166	-14.834	74.000	PEAK
5		5399.565	12.985	51.715	64.699	-9.301	74.000	PEAK

Note:

1. All readings above 1GHz are performed with peak and/or average measurements as necessary.
2. Measurement Level = Reading Level + Correct Factor.
3. The average measurement was not performed when the peak measured data under the limit of average detection.

Product : Intel® Wireless-AC 9560
Test Item : Band Edge Data
Test Date : 2018/12/27
Test Mode : Mode 2 SISO B: Transmit (802.11ac-160BW_65Mbps) -Channel 50 (5250MHz)

Vertical

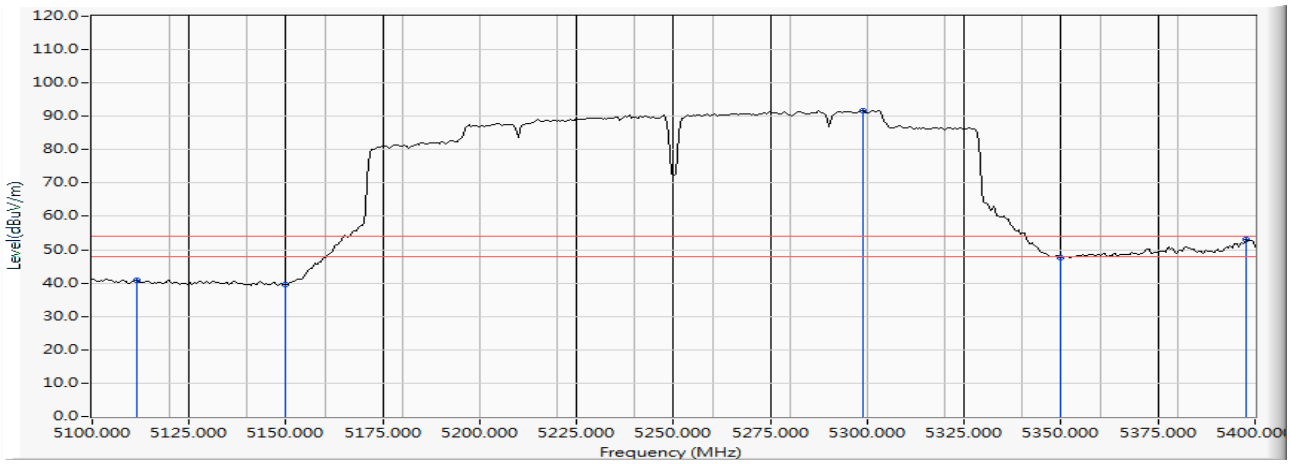

		Frequency (MHz)	Correct Factor (dB)	Reading Level (dBuV)	Measure Level (dBuV/m)	Margin (dB)	Limit (dBuV/m)	Detector Type
1		5111.304	12.248	28.610	40.858	-13.142	54.000	AVERAGE
2		5150.000	12.390	27.237	39.627	-14.373	54.000	AVERAGE
3	*	5298.696	13.018	78.779	91.798	37.798	54.000	AVERAGE
4		5350.000	12.999	34.663	47.662	-6.338	54.000	AVERAGE
5		5397.826	12.983	40.013	52.996	-1.004	54.000	AVERAGE

Note:

1. All readings above 1GHz are performed with peak and/or average measurements as necessary.
2. Measurement Level = Reading Level + Correct Factor.
3. The average measurement was not performed when the peak measured data under the limit of average detection.

Product : Intel® Wireless-AC 9560
Test Item : Band Edge Data
Test Date : 2018/12/27
Test Mode : Mode 2 SISO B: Transmit (802.11ac-160BW_65Mbps) -Channel 114 (5570MHz)

Horizontal

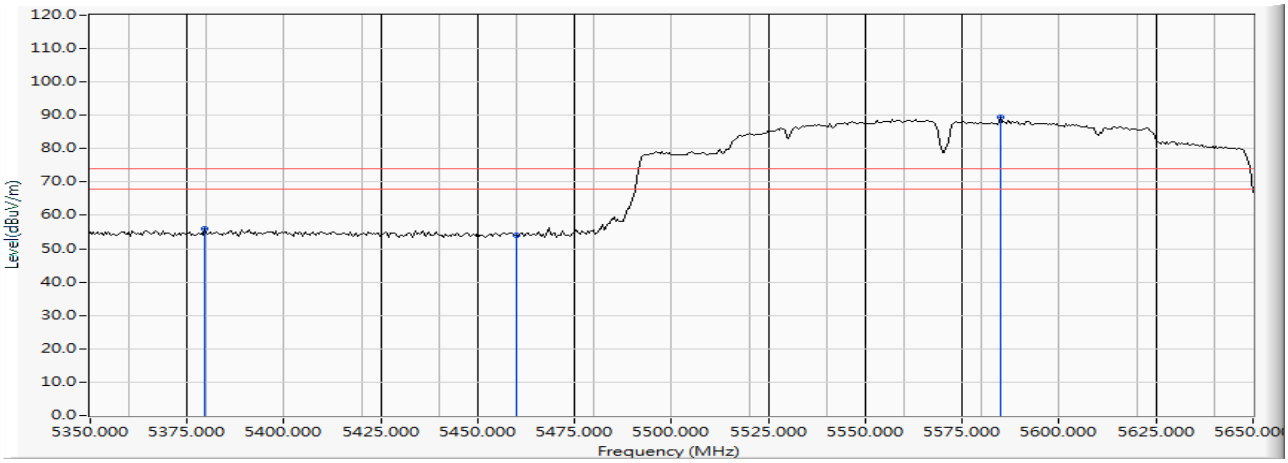

		Frequency (MHz)	Correct Factor (dB)	Reading Level (dBuV)	Measure Level (dBuV/m)	Margin (dB)	Limit (dBuV/m)	Detector Type
1		5379.565	10.946	45.149	56.095	-17.905	74.000	PEAK
2		5460.000	11.703	42.500	54.203	-19.797	74.000	PEAK
3	*	5584.783	11.560	77.810	89.369	15.369	74.000	PEAK

Note:

1. All readings above 1GHz are performed with peak and/or average measurements as necessary.
2. Measurement Level = Reading Level + Correct Factor.
3. The average measurement was not performed when the peak measured data under the limit of average detection.

Product : Intel® Wireless-AC 9560
Test Item : Band Edge Data
Test Date : 2018/12/27
Test Mode : Mode 2 SISO B: Transmit (802.11ac-160BW_65Mbps) -Channel 114 (5570MHz)

Horizontal

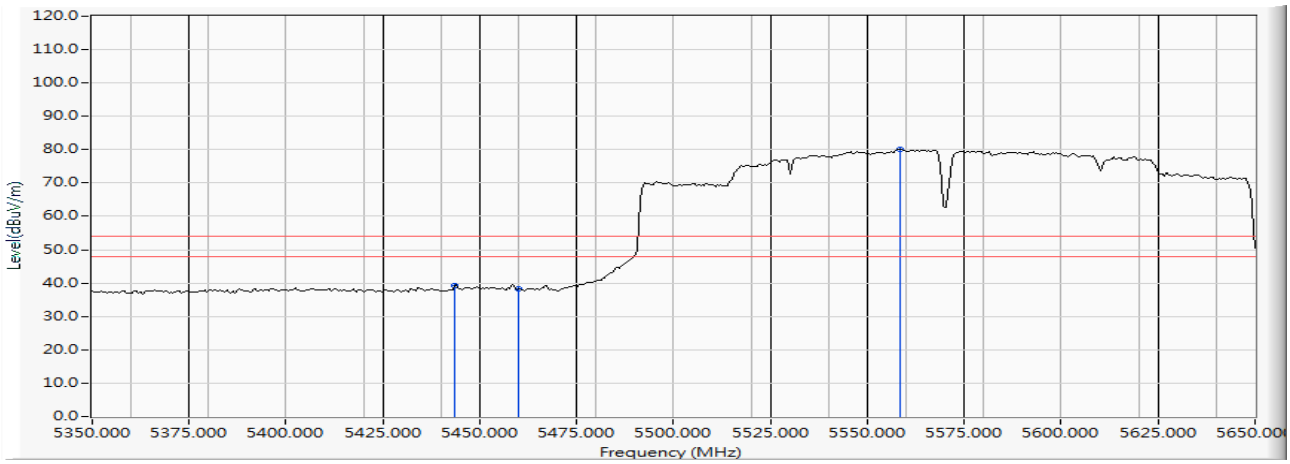

		Frequency (MHz)	Correct Factor (dB)	Reading Level (dBuV)	Measure Level (dBuV/m)	Margin (dB)	Limit (dBuV/m)	Detector Type
1		5443.478	11.481	27.906	39.387	-14.613	54.000	AVERAGE
2		5460.000	11.703	26.453	38.156	-15.844	54.000	AVERAGE
3	*	5558.261	11.775	68.355	80.130	26.130	54.000	AVERAGE

Note:

1. All readings above 1GHz are performed with peak and/or average measurements as necessary.
2. Measurement Level = Reading Level + Correct Factor.
3. The average measurement was not performed when the peak measured data under the limit of average detection.

Product : Intel® Wireless-AC 9560
Test Item : Band Edge Data
Test Date : 2018/12/27
Test Mode : Mode 2 SISO B: Transmit (802.11ac-160BW_65Mbps) -Channel 114 (5570MHz)

Vertical

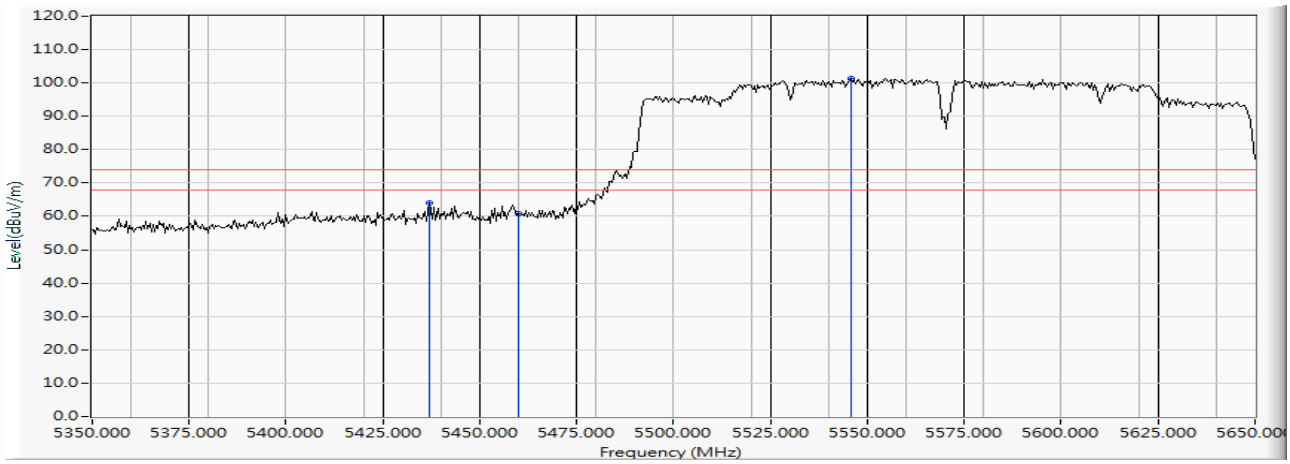

		Frequency (MHz)	Correct Factor (dB)	Reading Level (dBuV)	Measure Level (dBuV/m)	Margin (dB)	Limit (dBuV/m)	Detector Type
1		5436.957	13.228	50.833	64.061	-9.939	74.000	PEAK
2		5460.000	13.390	47.444	60.834	-13.166	74.000	PEAK
3	*	5545.652	13.385	88.062	101.447	27.447	74.000	PEAK

Note:

1. All readings above 1GHz are performed with peak and/or average measurements as necessary.
2. Measurement Level = Reading Level + Correct Factor.
3. The average measurement was not performed when the peak measured data under the limit of average detection.

Product : Intel® Wireless-AC 9560
Test Item : Band Edge Data
Test Date : 2018/12/27
Test Mode : Mode 2 SISO B: Transmit (802.11ac-160BW_65Mbps) -Channel 114 (5570MHz)

Vertical

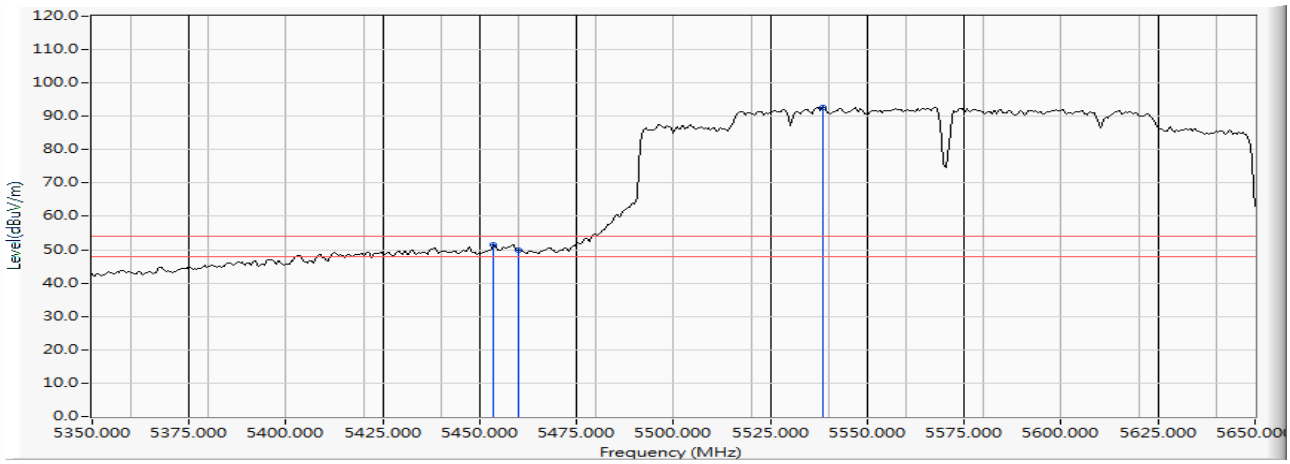

		Frequency (MHz)	Correct Factor (dB)	Reading Level (dBuV)	Measure Level (dBuV/m)	Margin (dB)	Limit (dBuV/m)	Detector Type
1		5453.478	13.343	38.139	51.482	-2.518	54.000	AVERAGE
2		5460.000	13.390	36.440	49.830	-4.170	54.000	AVERAGE
3	*	5538.696	13.429	79.386	92.815	38.815	54.000	AVERAGE

Note:

1. All readings above 1GHz are performed with peak and/or average measurements as necessary.
2. Measurement Level = Reading Level + Correct Factor.
3. The average measurement was not performed when the peak measured data under the limit of average detection.

Product : Intel® Wireless-AC 9560
Test Item : Band Edge Data
Test Date : 2018/12/27
Test Mode : Mode 2 SISO B: Transmit (802.11ac-80BW_32.5Mbps) -Channel 106 (5530MHz)

Horizontal

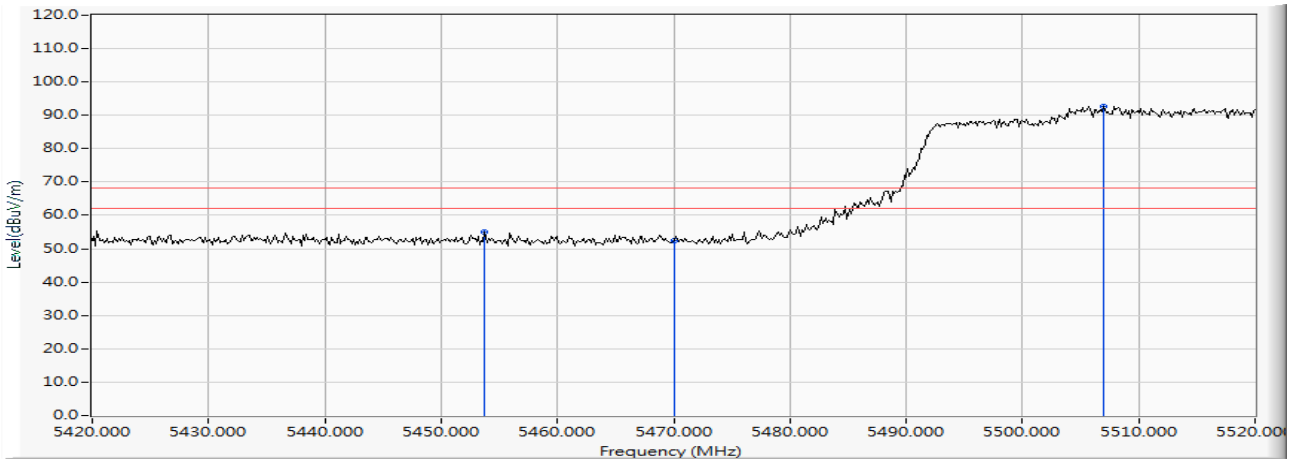

		Frequency (MHz)	Correct Factor (dB)	Reading Level (dBuV)	Measure Level (dBuV/m)	Margin (dB)	Limit (dBuV/m)	Detector Type
1		5453.768	11.619	43.252	54.871	-13.349	68.220	PEAK
2		5470.000	11.838	40.472	52.310	-15.910	68.220	PEAK
3	*	5506.957	12.188	80.534	92.722	24.502	68.220	PEAK

Product : Intel® Wireless-AC 9560
Test Item : Band Edge Data
Test Date : 2018/12/27
Test Mode : Mode 2 SISO B: Transmit (802.11ac-80BW_32.5Mbps) -Channel 106 (5530MHz)

Vertical

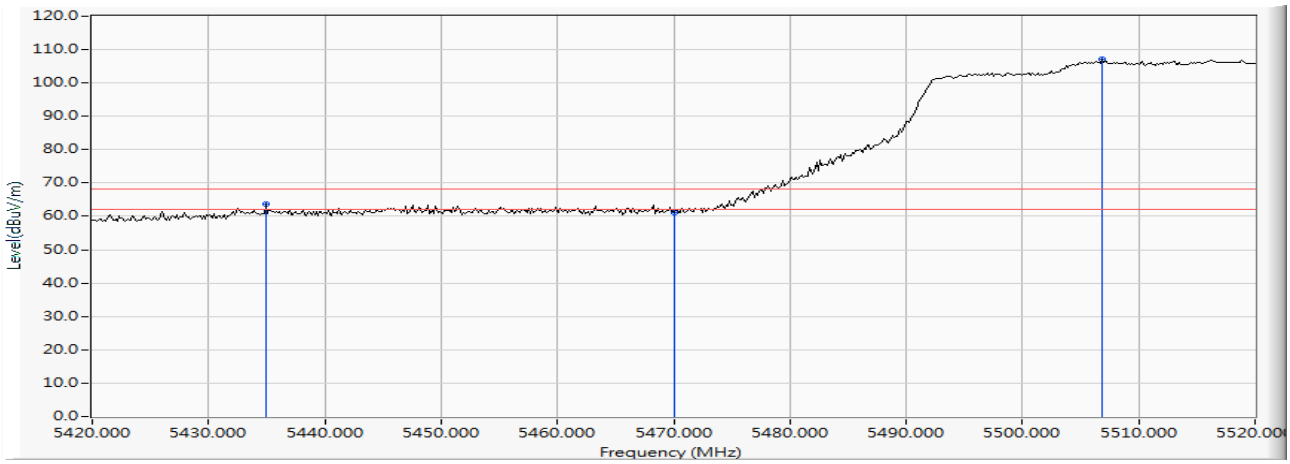

		Frequency (MHz)	Correct Factor (dB)	Reading Level (dBuV)	Measure Level (dBuV/m)	Margin (dB)	Limit (dBuV/m)	Detector Type
1		5434.928	13.213	50.538	63.752	-4.468	68.220	PEAK
2		5470.000	13.462	47.638	61.100	-7.120	68.220	PEAK
3	*	5506.812	13.633	93.598	107.231	39.011	68.220	PEAK

Product : Intel® Wireless-AC 9560
Test Item : Band Edge Data
Test Date : 2018/12/27
Test Mode : Mode 2 SISO B: Transmit (802.11ac-80BW_32.5Mbps) -Channel 155 (5775MHz)

Horizontal

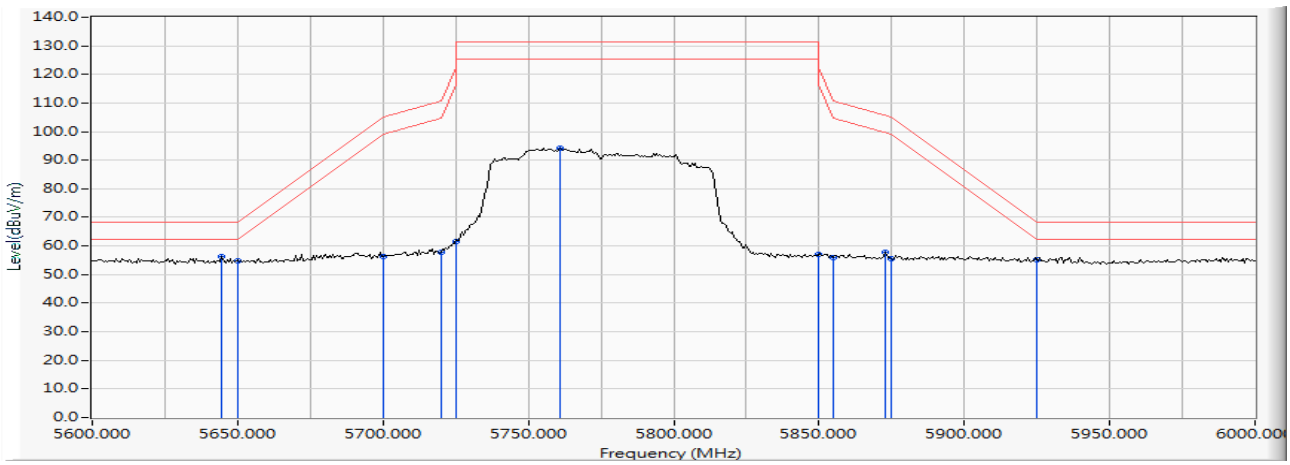

		Frequency (MHz)	Correct Factor (dB)	Reading Level (dBuV)	Measure Level (dBuV/m)	Margin (dB)	Limit (dBuV/m)	Detector Type
1	*	5644.638	11.542	44.845	56.387	-11.833	68.220	PEAK
2		5650.000	11.554	43.297	54.852	-13.368	68.220	PEAK
3		5700.000	11.647	44.536	56.183	-49.017	105.200	PEAK
4		5720.000	11.607	46.309	57.916	-52.884	110.800	PEAK
5		5725.000	11.592	50.120	61.712	-60.488	122.200	PEAK
6		5761.159	11.477	82.686	94.164	-37.036	131.200	PEAK
7		5850.000	11.701	45.263	56.964	-65.236	122.200	PEAK
8		5855.000	11.735	44.090	55.825	-54.975	110.800	PEAK
9		5873.043	11.859	46.123	57.983	-47.765	105.748	PEAK
10		5875.000	11.873	43.553	55.426	-49.774	105.200	PEAK
11		5925.000	12.068	43.089	55.158	-13.042	68.200	PEAK

Product : Intel® Wireless-AC 9560
Test Item : Band Edge Data
Test Date : 2018/12/27
Test Mode : Mode 2 SISO B: Transmit (802.11ac-80BW_32.5Mbps) -Channel 155 (5775MHz)

Vertical

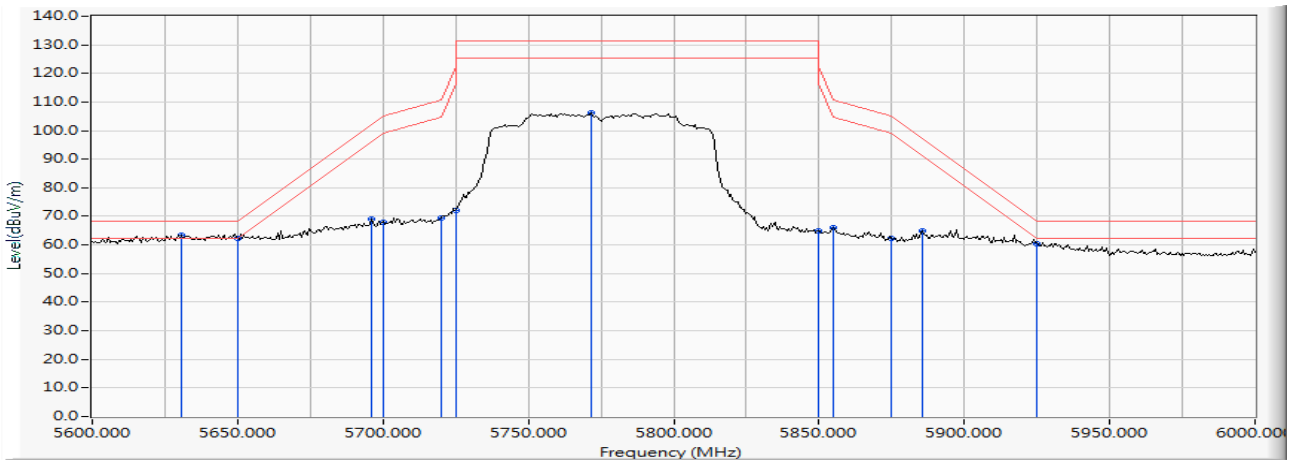

		Frequency (MHz)	Correct Factor (dB)	Reading Level (dBuV)	Measure Level (dBuV/m)	Margin (dB)	Limit (dBuV/m)	Detector Type
1	*	5630.725	13.035	50.365	63.399	-4.821	68.220	PEAK
2		5650.000	13.029	49.216	62.245	-5.975	68.220	PEAK
3		5696.232	13.011	56.208	69.218	-33.195	102.413	PEAK
4		5700.000	13.003	54.965	67.968	-37.232	105.200	PEAK
5		5720.000	12.947	56.561	69.508	-41.292	110.800	PEAK
6		5725.000	12.930	59.244	72.174	-50.026	122.200	PEAK
7		5771.594	12.767	93.270	106.037	-25.163	131.200	PEAK
8		5850.000	12.774	52.096	64.870	-57.330	122.200	PEAK
9		5855.000	12.784	53.205	65.989	-44.811	110.800	PEAK
10		5875.000	12.825	49.615	62.440	-42.760	105.200	PEAK
11		5885.797	12.849	52.229	65.078	-32.132	97.210	PEAK
12		5925.000	12.911	47.585	60.496	-7.704	68.200	PEAK

Product : Intel® Wireless-AC 9560
Test Item : Band Edge Data
Test Date : 2018/12/27
Test Mode : Mode 2 SISO B: Transmit (802.11ac-160BW_65Mbps) -Channel 114 (5570 MHz)

Horizontal

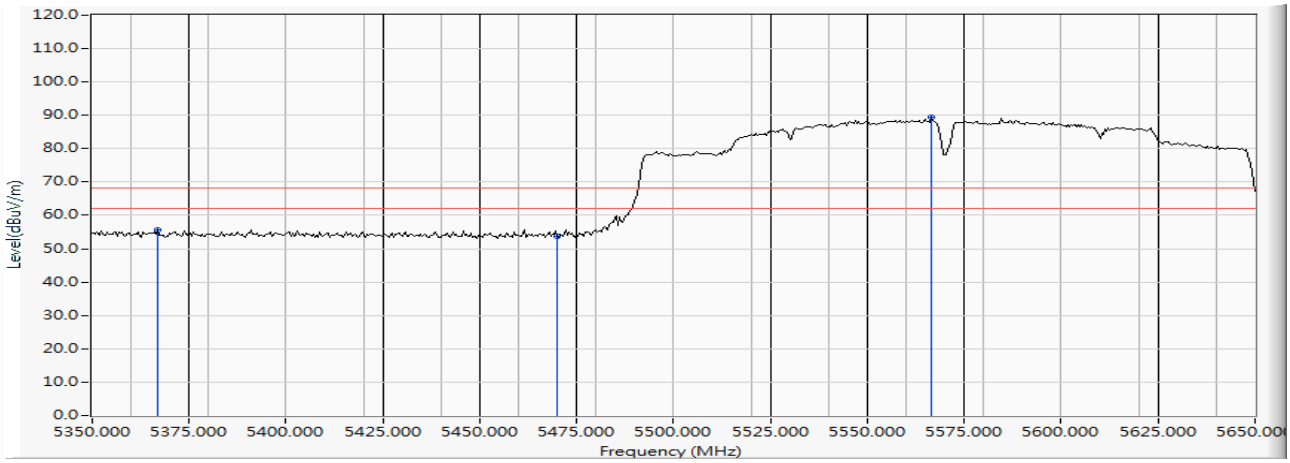

		Frequency (MHz)	Correct Factor (dB)	Reading Level (dBuV)	Measure Level (dBuV/m)	Margin (dB)	Limit (dBuV/m)	Detector Type
1		5366.957	10.979	44.796	55.775	-12.445	68.220	PEAK
2		5470.000	11.838	41.899	53.737	-14.483	68.220	PEAK
3	*	5566.522	11.708	77.672	89.380	21.160	68.220	PEAK

Product : Intel® Wireless-AC 9560
Test Item : Band Edge Data
Test Date : 2018/12/27
Test Mode : Mode 2 SISO B: Transmit (802.11ac-160BW_65Mbps) -Channel 114 (5570 MHz)

Vertical

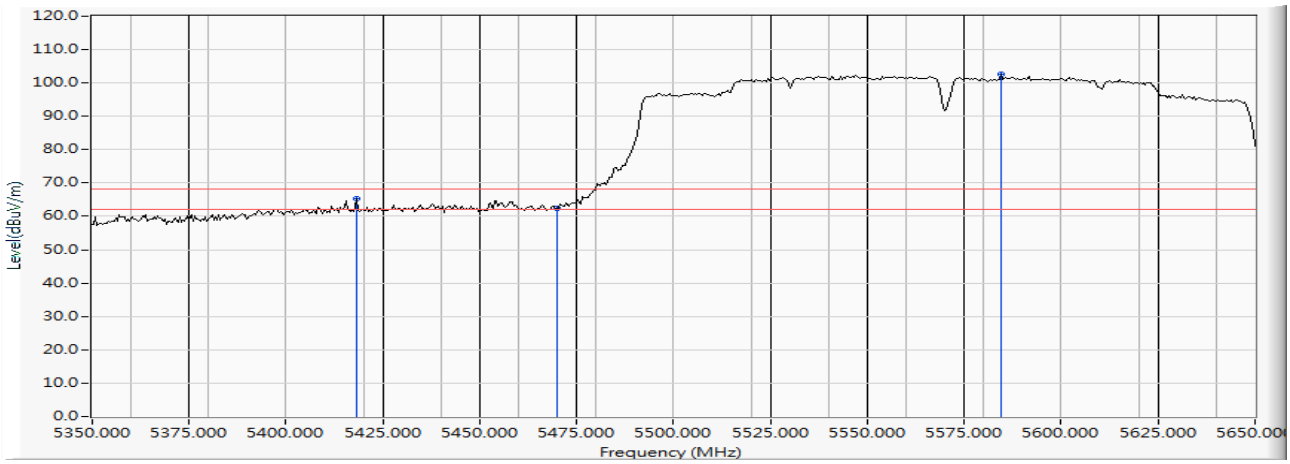

		Frequency (MHz)	Correct Factor (dB)	Reading Level (dBuV)	Measure Level (dBuV/m)	Margin (dB)	Limit (dBuV/m)	Detector Type
1		5418.261	13.096	52.073	65.168	-3.052	68.220	PEAK
2		5470.000	13.462	48.937	62.399	-5.821	68.220	PEAK
3	*	5584.348	13.141	89.464	102.604	34.384	68.220	PEAK

Product : Intel® Wireless-AC 9560
Test Item : Band Edge Data
Test Date : 2018/12/27
Test Mode : Mode 3 MIMO: Transmit (802.11n-20BW_14.4Mbps) -Channel 36 (5180MHz)

Horizontal

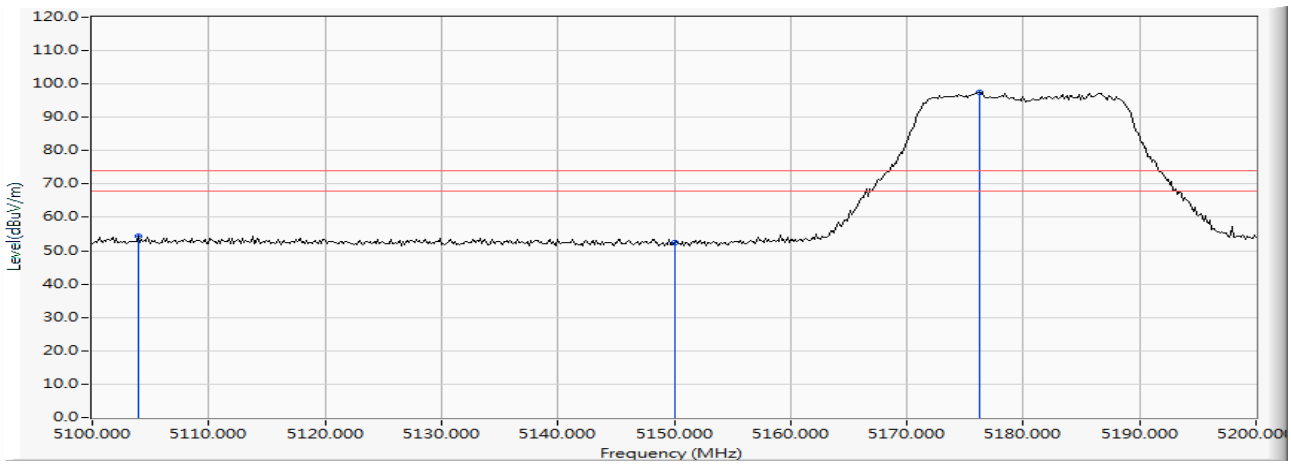

		Frequency (MHz)	Correct Factor (dB)	Reading Level (dBuV)	Measure Level (dBuV/m)	Margin (dB)	Limit (dBuV/m)	Detector Type
1		5103.913	10.565	43.831	54.395	-19.605	74.000	PEAK
2		5150.000	10.470	41.902	52.373	-21.627	74.000	PEAK
3	*	5176.232	10.404	87.026	97.430	23.430	74.000	PEAK

Note:

1. All readings above 1GHz are performed with peak and/or average measurements as necessary.
2. Measurement Level = Reading Level + Correct Factor.
3. The average measurement was not performed when the peak measured data under the limit of average detection.

Product : Intel® Wireless-AC 9560
Test Item : Band Edge Data
Test Date : 2018/12/27
Test Mode : Mode 3 MIMO: Transmit (802.11n-20BW_14.4Mbps) -Channel 36 (5180MHz)

Horizontal

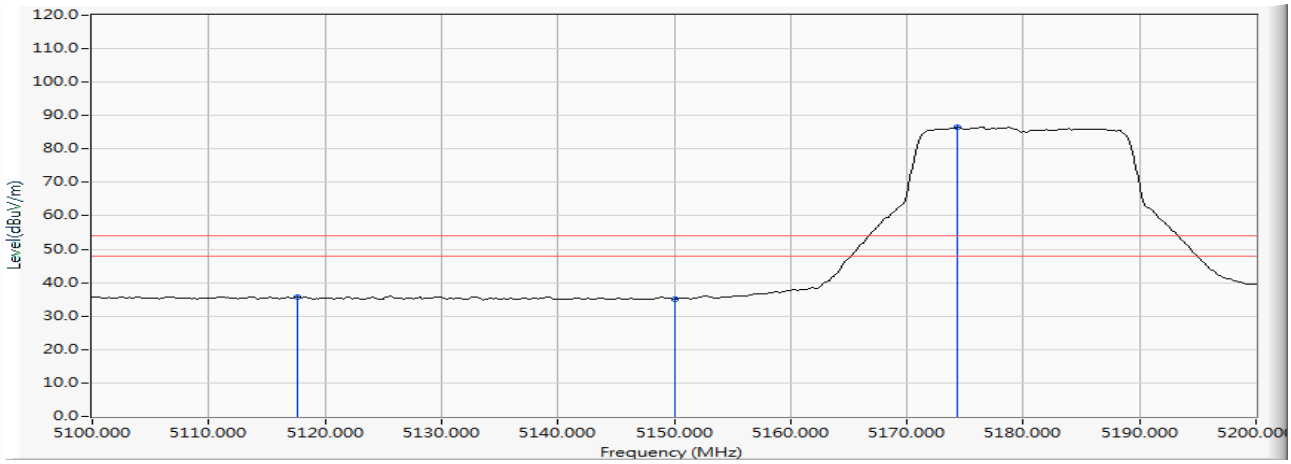

		Frequency (MHz)	Correct Factor (dB)	Reading Level (dBuV)	Measure Level (dBuV/m)	Margin (dB)	Limit (dBuV/m)	Detector Type
1		5117.681	10.551	25.270	35.821	-18.179	54.000	AVERAGE
2		5150.000	10.470	24.717	35.188	-18.812	54.000	AVERAGE
3	*	5174.348	10.408	76.168	86.577	32.577	54.000	AVERAGE

Note:

1. All readings above 1GHz are performed with peak and/or average measurements as necessary.
2. Measurement Level = Reading Level + Correct Factor.
3. The average measurement was not performed when the peak measured data under the limit of average detection.

Product : Intel® Wireless-AC 9560
Test Item : Band Edge Data
Test Date : 2018/12/27
Test Mode : Mode 3 MIMO: Transmit (802.11n-20BW_14.4Mbps) -Channel 36 (5180MHz)

Vertical

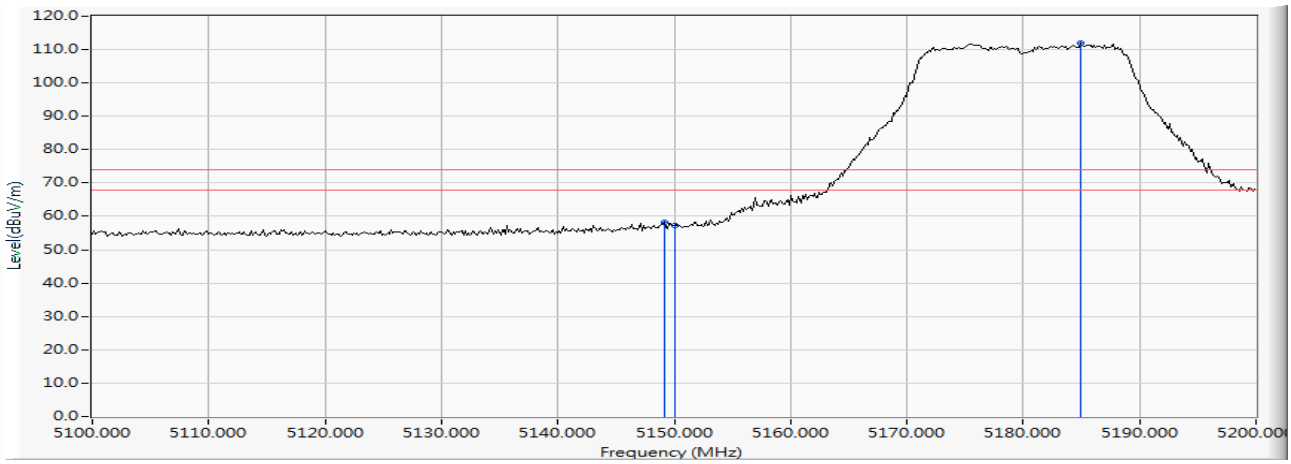

		Frequency (MHz)	Correct Factor (dB)	Reading Level (dBuV)	Measure Level (dBuV/m)	Margin (dB)	Limit (dBuV/m)	Detector Type
1		5149.130	12.387	45.953	58.340	-15.660	74.000	PEAK
2		5150.000	12.390	45.018	57.408	-16.592	74.000	PEAK
3	*	5184.928	12.519	99.481	112.001	38.001	74.000	PEAK

Note:

1. All readings above 1GHz are performed with peak and/or average measurements as necessary.
2. Measurement Level = Reading Level + Correct Factor.
3. The average measurement was not performed when the peak measured data under the limit of average detection.

Product : Intel® Wireless-AC 9560
Test Item : Band Edge Data
Test Date : 2018/12/27
Test Mode : Mode 3 MIMO: Transmit (802.11n-20BW_14.4Mbps) -Channel 36 (5180MHz)

Vertical

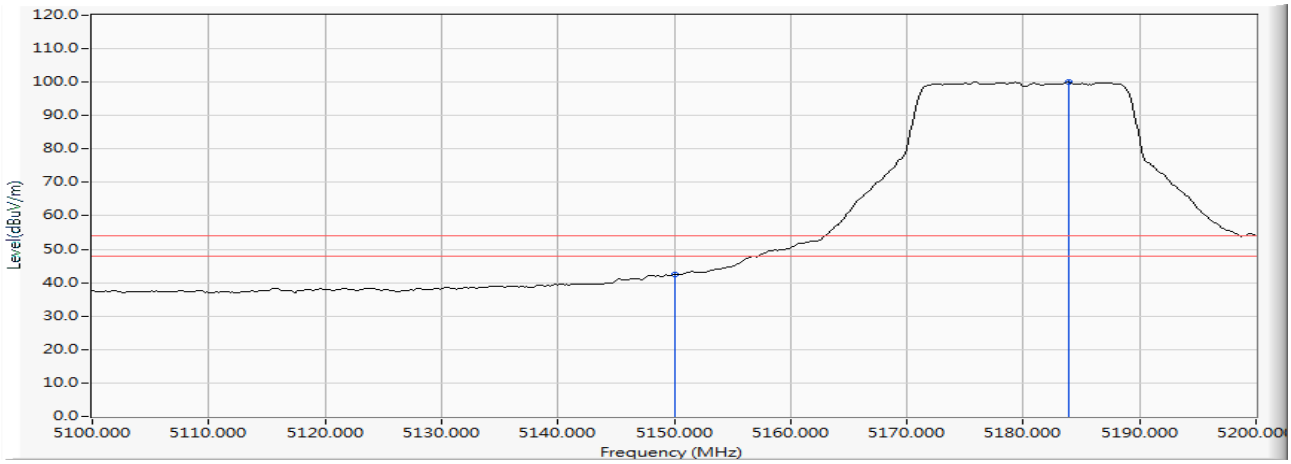

		Frequency (MHz)	Correct Factor (dB)	Reading Level (dBuV)	Measure Level (dBuV/m)	Margin (dB)	Limit (dBuV/m)	Detector Type
1		5150.000	12.390	29.979	42.369	-11.631	54.000	AVERAGE
2	*	5183.913	12.516	87.423	99.939	45.939	54.000	AVERAGE

Note:

1. All readings above 1GHz are performed with peak and/or average measurements as necessary.
2. Measurement Level = Reading Level + Correct Factor.
3. The average measurement was not performed when the peak measured data under the limit of average detection.

Product : Intel® Wireless-AC 9560
Test Item : Band Edge Data
Test Date : 2018/12/27
Test Mode : Mode 3 MIMO: Transmit (802.11n-20BW_14.4Mbps) -Channel 64 (5320MHz)

Horizontal

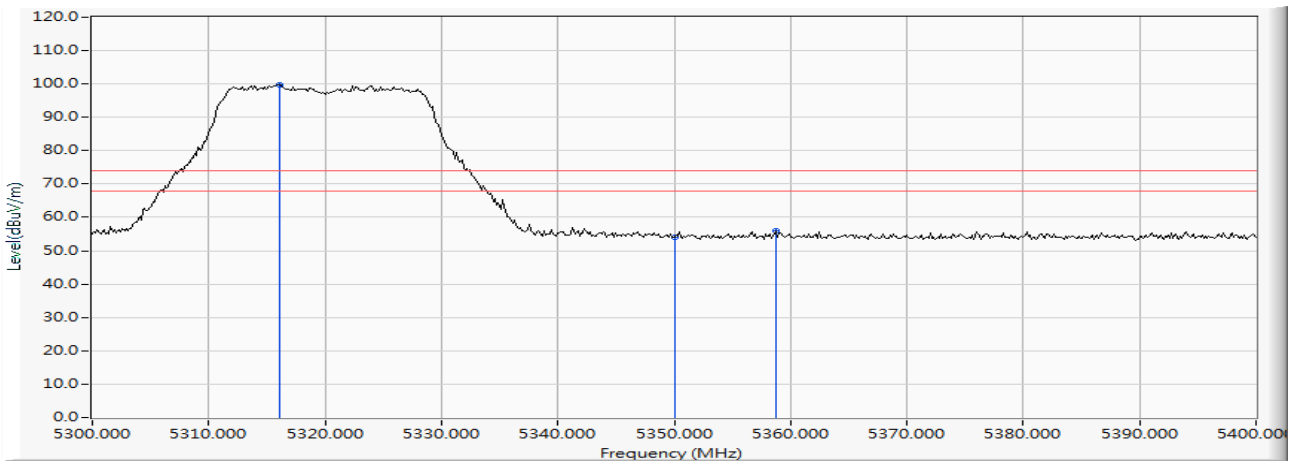

		Frequency (MHz)	Correct Factor (dB)	Reading Level (dBuV)	Measure Level (dBuV/m)	Margin (dB)	Limit (dBuV/m)	Detector Type
1	*	5316.087	11.111	88.639	99.750	25.750	74.000	PEAK
2		5350.000	11.024	43.091	54.115	-19.885	74.000	PEAK
3		5358.696	11.002	45.112	56.113	-17.887	74.000	PEAK

Note:

1. All readings above 1GHz are performed with peak and/or average measurements as necessary.
2. Measurement Level = Reading Level + Correct Factor.
3. The average measurement was not performed when the peak measured data under the limit of average detection.

Product : Intel® Wireless-AC 9560
Test Item : Band Edge Data
Test Date : 2018/12/27
Test Mode : Mode 3 MIMO: Transmit (802.11n-20BW_14.4Mbps) -Channel 64 (5320MHz)

Horizontal

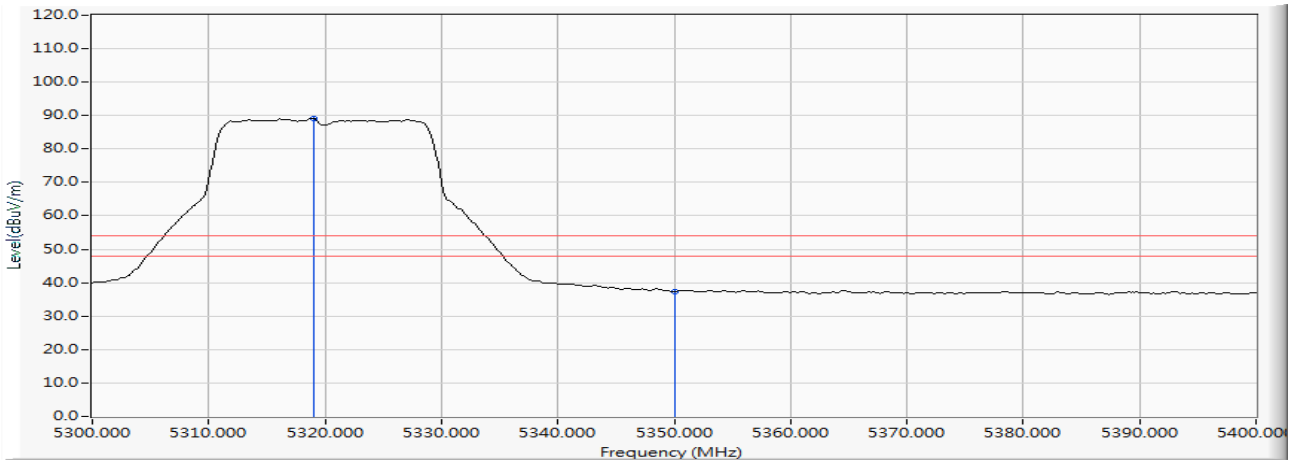

		Frequency (MHz)	Correct Factor (dB)	Reading Level (dBuV)	Measure Level (dBuV/m)	Margin (dB)	Limit (dBuV/m)	Detector Type
1	*	5318.986	11.104	78.021	89.125	35.125	54.000	AVERAGE
2		5350.000	11.024	26.323	37.347	-16.653	54.000	AVERAGE

Note:

1. All readings above 1GHz are performed with peak and/or average measurements as necessary.
2. Measurement Level = Reading Level + Correct Factor.
3. The average measurement was not performed when the peak measured data under the limit of average detection.

Product : Intel® Wireless-AC 9560
Test Item : Band Edge Data
Test Date : 2018/12/27
Test Mode : Mode 3 MIMO: Transmit (802.11n-20BW_14.4Mbps) -Channel 64 (5320MHz)

Vertical

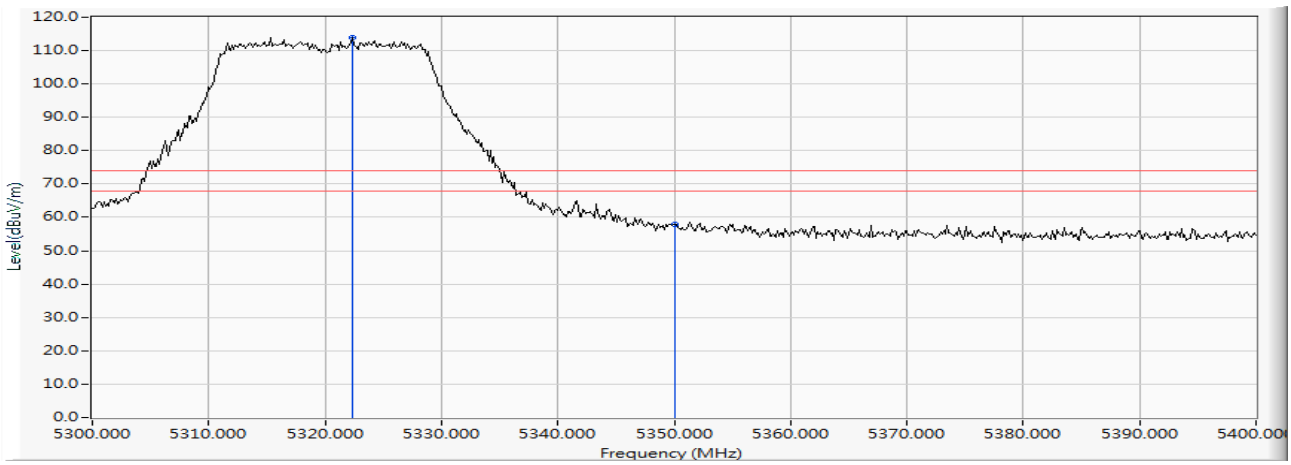

		Frequency (MHz)	Correct Factor (dB)	Reading Level (dBuV)	Measure Level (dBuV/m)	Margin (dB)	Limit (dBuV/m)	Detector Type
1	*	5322.319	13.016	100.819	113.835	39.835	74.000	PEAK
2		5350.000	12.999	44.950	57.949	-16.051	74.000	PEAK

Note:

1. All readings above 1GHz are performed with peak and/or average measurements as necessary.
2. Measurement Level = Reading Level + Correct Factor.
3. The average measurement was not performed when the peak measured data under the limit of average detection.

Product : Intel® Wireless-AC 9560
Test Item : Band Edge Data
Test Date : 2018/12/27
Test Mode : Mode 3 MIMO: Transmit (802.11n-20BW_14.4Mbps) -Channel 64 (5320MHz)

Vertical

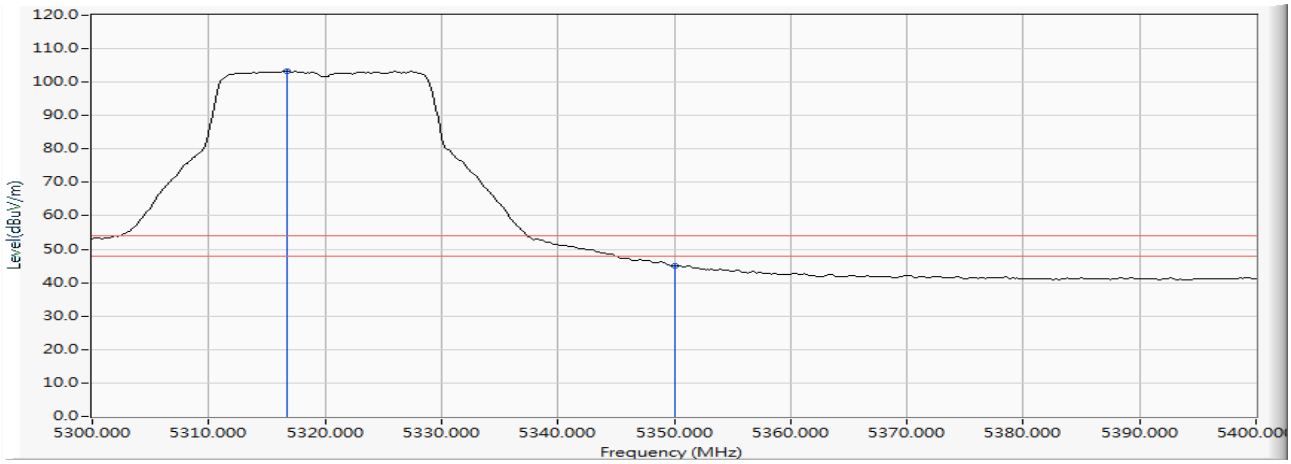

		Frequency (MHz)	Correct Factor (dB)	Reading Level (dBuV)	Measure Level (dBuV/m)	Margin (dB)	Limit (dBuV/m)	Detector Type
1	*	5316.667	13.020	90.312	103.332	49.332	54.000	AVERAGE
2		5350.000	12.999	31.925	44.924	-9.076	54.000	AVERAGE

Note:

1. All readings above 1GHz are performed with peak and/or average measurements as necessary.
2. Measurement Level = Reading Level + Correct Factor.
3. The average measurement was not performed when the peak measured data under the limit of average detection.

Product : Intel® Wireless-AC 9560
Test Item : Band Edge Data
Test Date : 2018/12/27
Test Mode : Mode 3 MIMO: Transmit (802.11n-20BW_14.4Mbps) -Channel 100 (5500MHz)

Horizontal

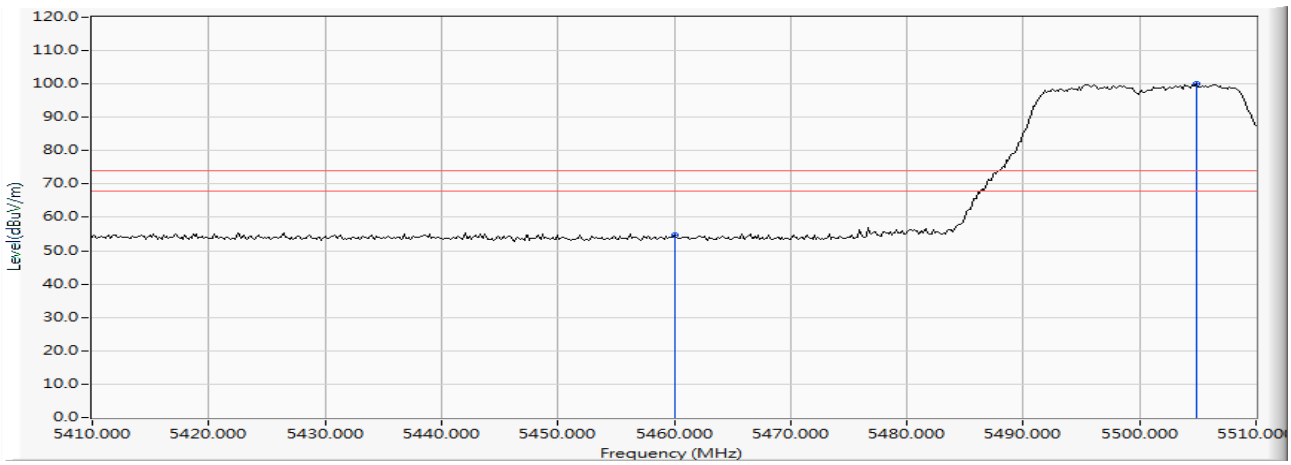

		Frequency (MHz)	Correct Factor (dB)	Reading Level (dBuV)	Measure Level (dBuV/m)	Margin (dB)	Limit (dBuV/m)	Detector Type
1		5460.000	11.703	42.906	54.609	-19.391	74.000	PEAK
2	*	5504.928	12.203	87.719	99.922	25.922	74.000	PEAK

Note:

1. All readings above 1GHz are performed with peak and/or average measurements as necessary.
2. Measurement Level = Reading Level + Correct Factor.
3. The average measurement was not performed when the peak measured data under the limit of average detection.

Product : Intel® Wireless-AC 9560
Test Item : Band Edge Data
Test Date : 2018/12/27
Test Mode : Mode 3 MIMO: Transmit (802.11n-20BW_14.4Mbps) -Channel 100 (5500MHz)

Horizontal

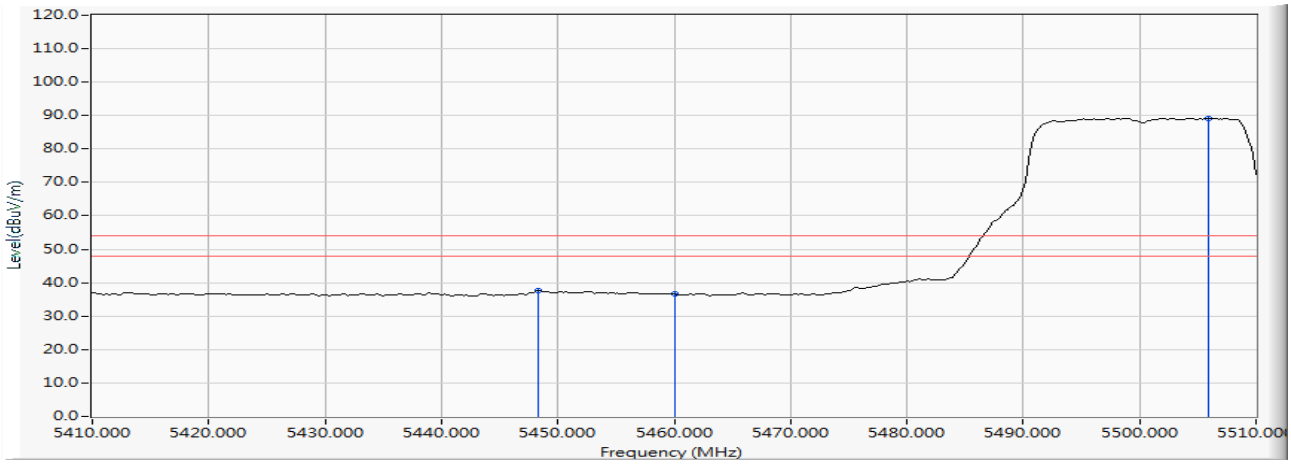

		Frequency (MHz)	Correct Factor (dB)	Reading Level (dBuV)	Measure Level (dBuV/m)	Margin (dB)	Limit (dBuV/m)	Detector Type
1		5448.261	11.545	25.990	37.535	-16.465	54.000	AVERAGE
2		5460.000	11.703	24.817	36.520	-17.480	54.000	AVERAGE
3	*	5505.942	12.196	76.987	89.183	35.183	54.000	AVERAGE

Note:

1. All readings above 1GHz are performed with peak and/or average measurements as necessary.
2. Measurement Level = Reading Level + Correct Factor.
3. The average measurement was not performed when the peak measured data under the limit of average detection.

Product : Intel® Wireless-AC 9560
Test Item : Band Edge Data
Test Date : 2018/12/27
Test Mode : Mode 3 MIMO: Transmit (802.11n-20BW_14.4Mbps) -Channel 100 (5500MHz)

Vertical

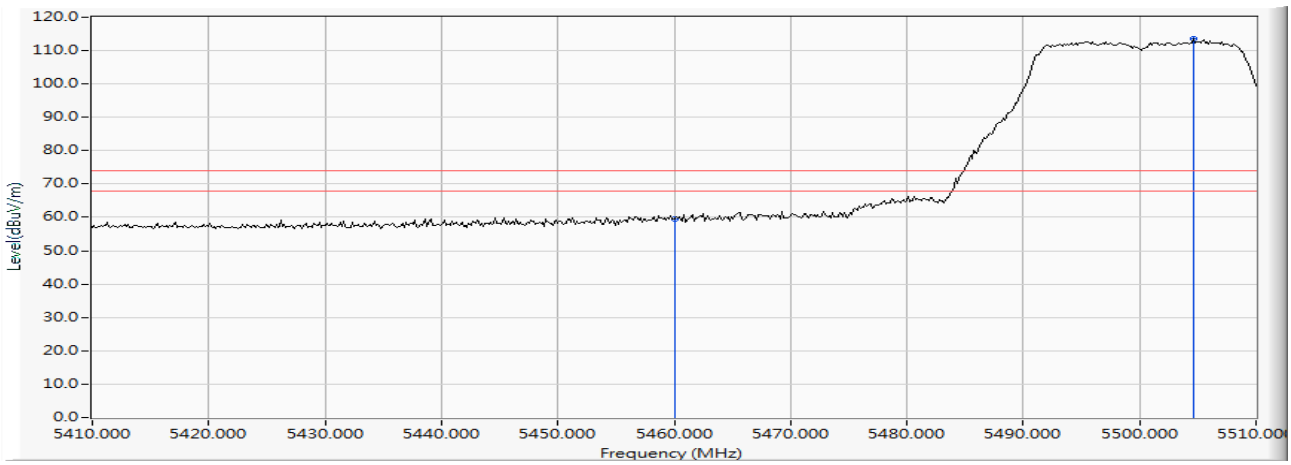

		Frequency (MHz)	Correct Factor (dB)	Reading Level (dBuV)	Measure Level (dBuV/m)	Margin (dB)	Limit (dBuV/m)	Detector Type
1		5460.000	13.390	46.260	59.650	-14.350	74.000	PEAK
2	*	5504.638	13.644	99.786	113.430	39.430	74.000	PEAK

Note:

1. All readings above 1GHz are performed with peak and/or average measurements as necessary.
2. Measurement Level = Reading Level + Correct Factor.
3. The average measurement was not performed when the peak measured data under the limit of average detection.

Product : Intel® Wireless-AC 9560
Test Item : Band Edge Data
Test Date : 2018/12/27
Test Mode : Mode 3 MIMO: Transmit (802.11n-20BW_14.4Mbps) -Channel 100 (5500MHz)

Vertical

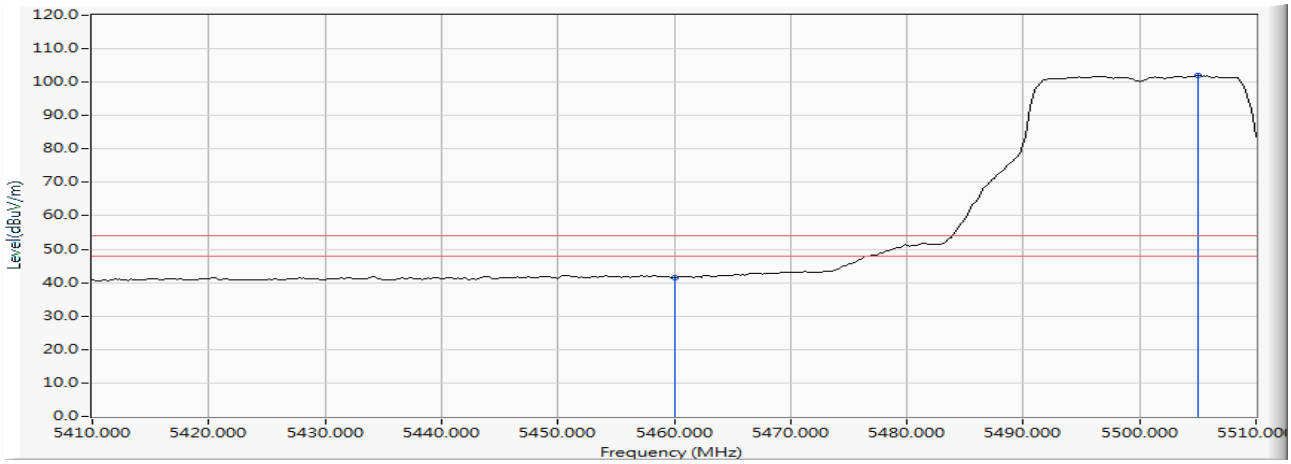

		Frequency (MHz)	Correct Factor (dB)	Reading Level (dBuV)	Measure Level (dBuV/m)	Margin (dB)	Limit (dBuV/m)	Detector Type
1		5460.000	13.390	28.111	41.501	-12.499	54.000	AVERAGE
2	*	5505.072	13.645	88.354	101.998	47.998	54.000	AVERAGE

Note:

1. All readings above 1GHz are performed with peak and/or average measurements as necessary.
2. Measurement Level = Reading Level + Correct Factor.
3. The average measurement was not performed when the peak measured data under the limit of average detection.

Product : Intel® Wireless-AC 9560
Test Item : Band Edge Data
Test Date : 2018/12/27
Test Mode : Mode 3 MIMO: Transmit (802.11n-20BW_14.4Mbps) -Channel 100 (5500MHz)

Horizontal

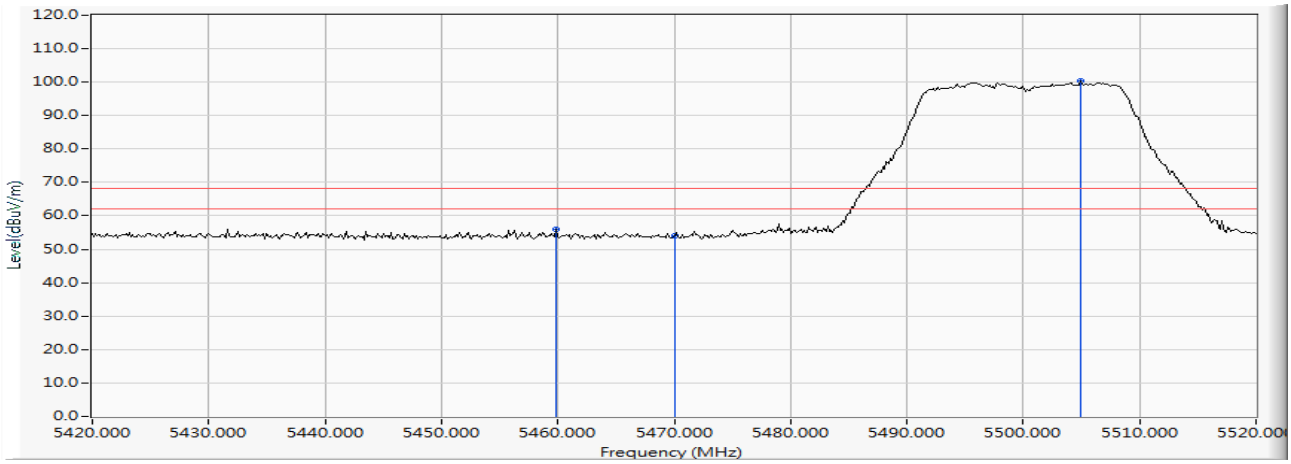

		Frequency (MHz)	Correct Factor (dB)	Reading Level (dBuV)	Measure Level (dBuV/m)	Margin (dB)	Limit (dBuV/m)	Detector Type
1		5459.855	11.702	44.211	55.912	-12.308	68.220	PEAK
2		5470.000	11.838	42.153	53.991	-14.229	68.220	PEAK
3	*	5504.928	12.203	88.199	100.402	32.182	68.220	PEAK

Product : Intel® Wireless-AC 9560
Test Item : Band Edge Data
Test Date : 2018/12/27
Test Mode : Mode 3 MIMO: Transmit (802.11n-20BW_14.4Mbps) -Channel 100 (5500MHz)

Vertical

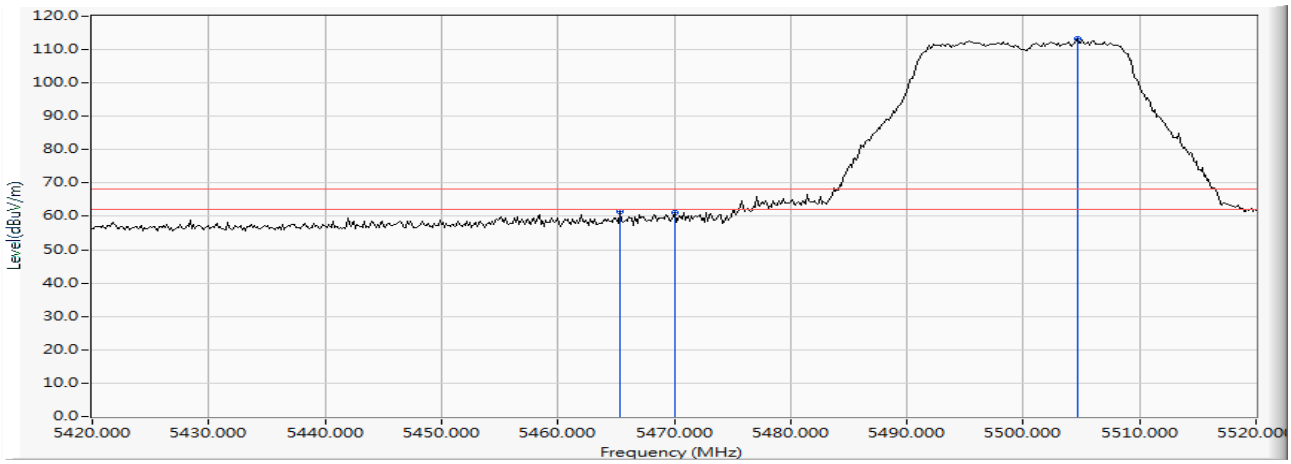

		Frequency (MHz)	Correct Factor (dB)	Reading Level (dBuV)	Measure Level (dBuV/m)	Margin (dB)	Limit (dBuV/m)	Detector Type
1		5465.362	13.429	47.945	61.374	-6.846	68.220	PEAK
2		5470.000	13.462	47.594	61.056	-7.164	68.220	PEAK
3	*	5504.638	13.644	99.735	113.379	45.159	68.220	PEAK

Product : Intel® Wireless-AC 9560
Test Item : Band Edge Data
Test Date : 2018/12/27
Test Mode : Mode 3 MIMO: Transmit (802.11n-20BW_14.4Mbps) -Channel 140 (5700MHz)

Horizontal

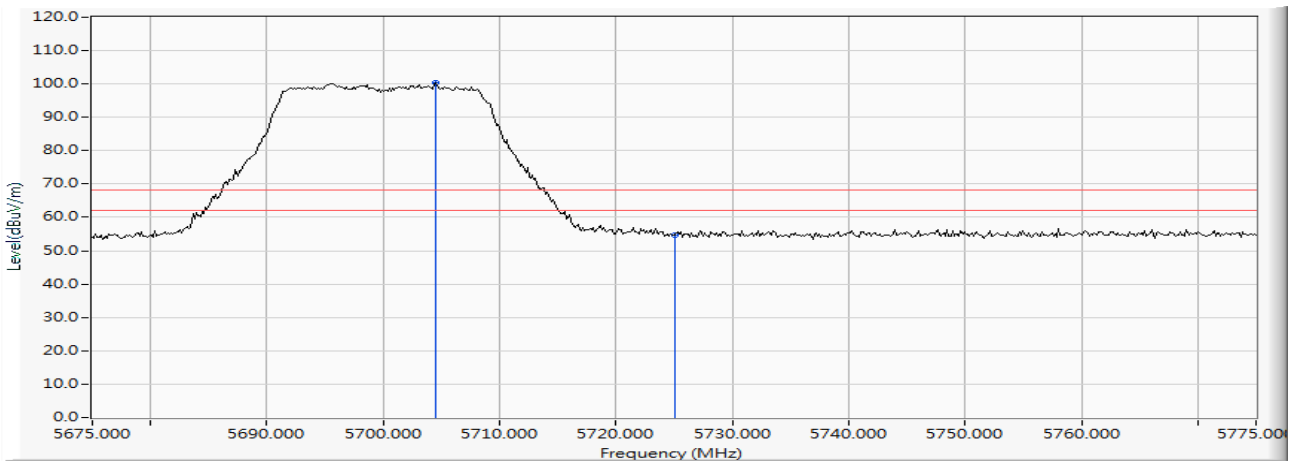

		Frequency (MHz)	Correct Factor (dB)	Reading Level (dBuV)	Measure Level (dBuV/m)	Margin (dB)	Limit (dBuV/m)	Detector Type
1	*	5704.565	11.645	88.655	100.299	32.079	68.220	PEAK
2		5725.000	11.592	43.227	54.819	-13.401	68.220	PEAK

Product : Intel® Wireless-AC 9560
Test Item : Band Edge Data
Test Date : 2018/12/27
Test Mode : Mode 3 MIMO: Transmit (802.11n-20BW_14.4Mbps) -Channel 140 (5700MHz)

Vertical

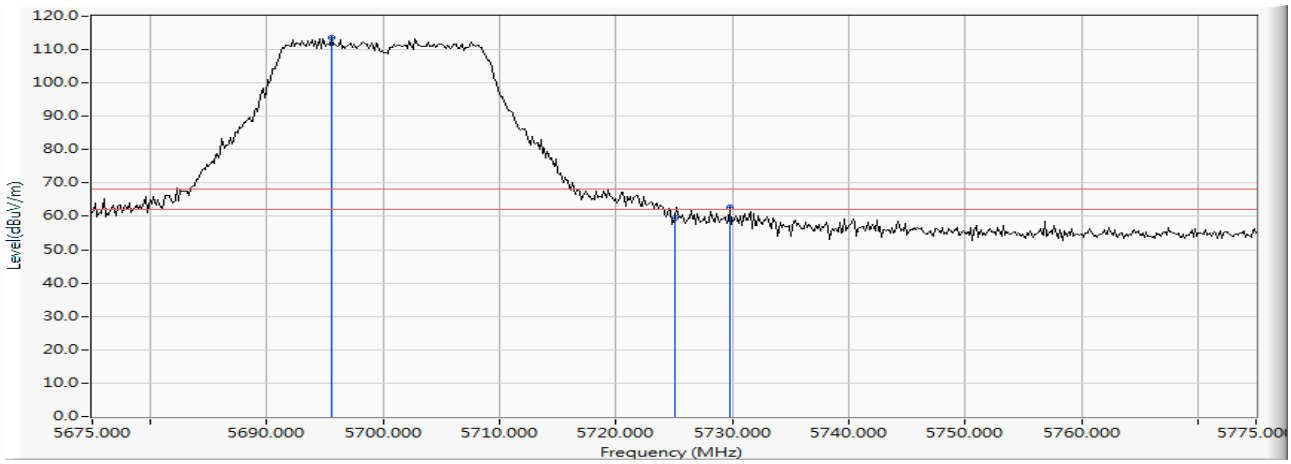

		Frequency (MHz)	Correct Factor (dB)	Reading Level (dBuV)	Measure Level (dBuV/m)	Margin (dB)	Limit (dBuV/m)	Detector Type
1	*	5695.580	13.011	100.609	113.621	45.401	68.220	PEAK
2		5725.000	12.930	46.475	59.405	-8.815	68.220	PEAK
3		5729.783	12.914	49.956	62.870	-5.350	68.220	PEAK

Product : Intel® Wireless-AC 9560
Test Item : Band Edge Data
Test Date : 2018/12/27
Test Mode : Mode 3 MIMO: Transmit (802.11n-20BW_14.4Mbps) -Channel 149 (5745MHz)

Horizontal

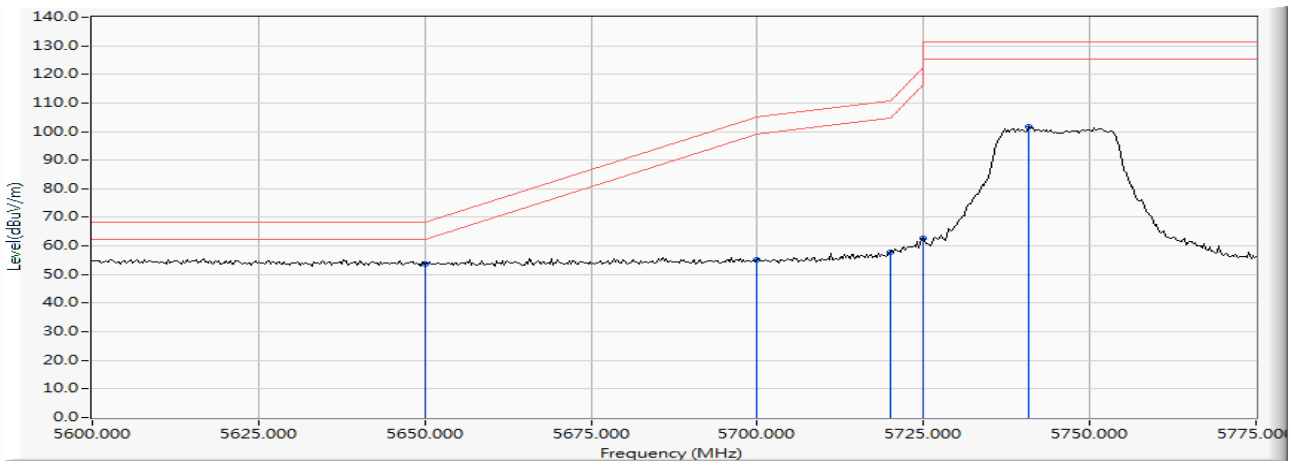

		Frequency (MHz)	Correct Factor (dB)	Reading Level (dBuV)	Measure Level (dBuV/m)	Margin (dB)	Limit (dBuV/m)	Detector Type
1	*	5650.000	11.554	41.949	53.504	-14.716	68.220	PEAK
2		5700.000	11.647	43.583	55.230	-49.970	105.200	PEAK
3		5720.000	11.607	46.205	57.812	-52.988	110.800	PEAK
4		5725.000	11.592	51.201	62.793	-59.407	122.200	PEAK
5		5740.761	11.542	90.035	101.577	-29.623	131.200	PEAK

Product : Intel® Wireless-AC 9560
Test Item : Band Edge Data
Test Date : 2018/12/27
Test Mode : Mode 3 MIMO: Transmit (802.11n-20BW_14.4Mbps) -Channel 149 (5745MHz)

Vertical

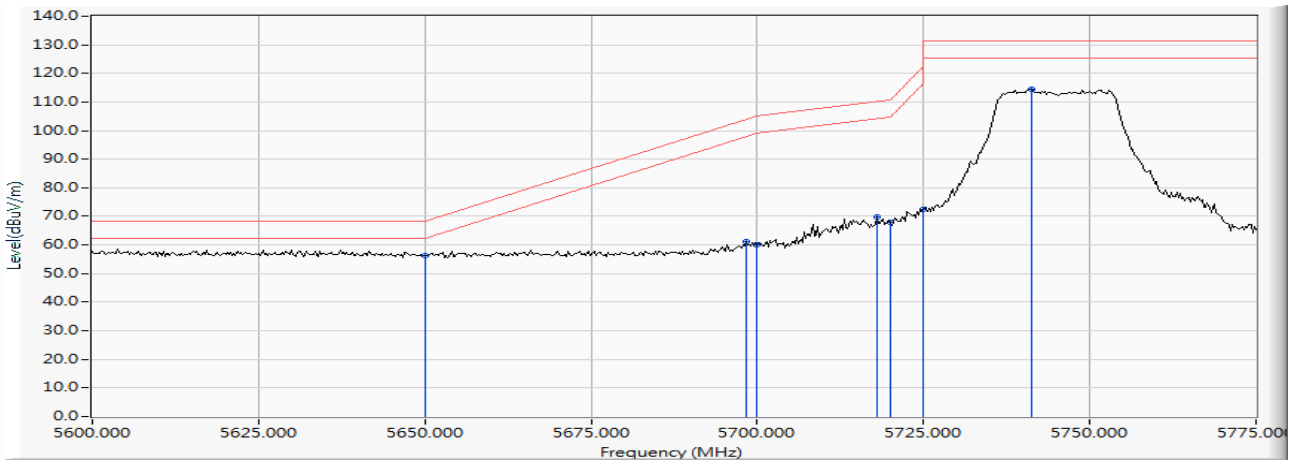

		Frequency (MHz)	Correct Factor (dB)	Reading Level (dBuV)	Measure Level (dBuV/m)	Margin (dB)	Limit (dBuV/m)	Detector Type
1	*	5650.000	13.029	43.244	56.273	-11.947	68.220	PEAK
2		5698.406	13.007	48.018	61.024	-42.997	104.021	PEAK
3		5700.000	13.003	46.879	59.882	-45.318	105.200	PEAK
4		5717.935	12.954	57.001	69.955	-40.267	110.222	PEAK
5		5720.000	12.947	54.879	67.826	-42.974	110.800	PEAK
6		5725.000	12.930	59.553	72.483	-49.717	122.200	PEAK
7		5741.268	12.874	101.489	114.363	-16.837	131.200	PEAK

Product : Intel® Wireless-AC 9560
Test Item : Band Edge Data
Test Date : 2018/12/27
Test Mode : Mode 3 MIMO: Transmit (802.11n-20BW_14.4Mbps) -Channel 165 (5825MHz)

Horizontal

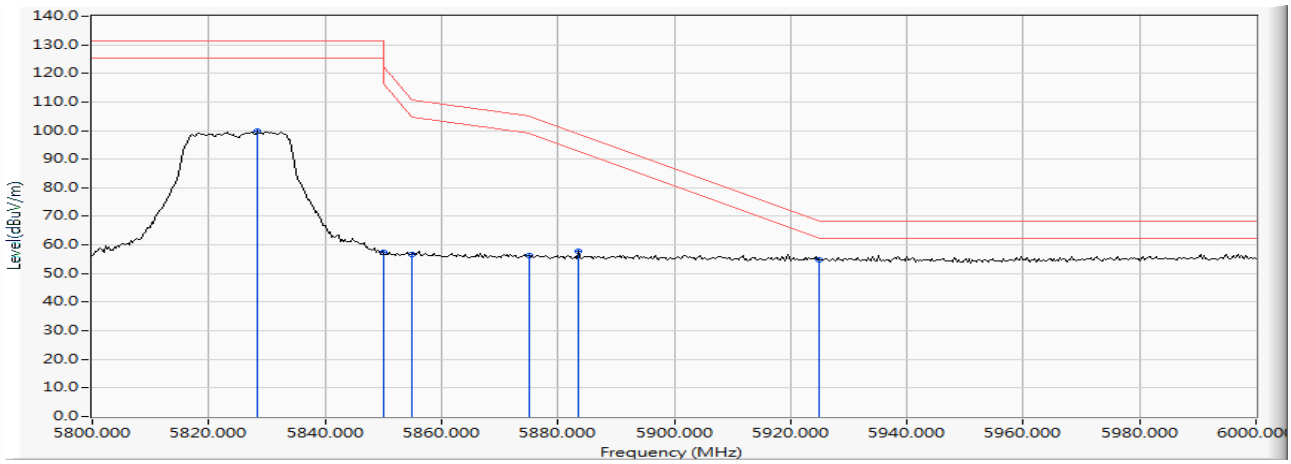

		Frequency (MHz)	Correct Factor (dB)	Reading Level (dBuV)	Measure Level (dBuV/m)	Margin (dB)	Limit (dBuV/m)	Detector Type
1		5828.406	11.551	88.129	99.680	-31.520	131.200	PEAK
2		5850.000	11.701	45.675	57.376	-64.824	122.200	PEAK
3		5855.000	11.735	45.095	56.830	-53.970	110.800	PEAK
4		5875.000	11.873	44.519	56.392	-48.808	105.200	PEAK
5		5883.478	11.933	45.757	57.690	-41.236	98.926	PEAK
6	*	5925.000	12.068	42.756	54.825	-13.375	68.200	PEAK

Product : Intel® Wireless-AC 9560
Test Item : Band Edge Data
Test Date : 2018/12/27
Test Mode : Mode 3 MIMO: Transmit (802.11n-20BW_14.4Mbps) -Channel 165 (5825MHz)

Vertical

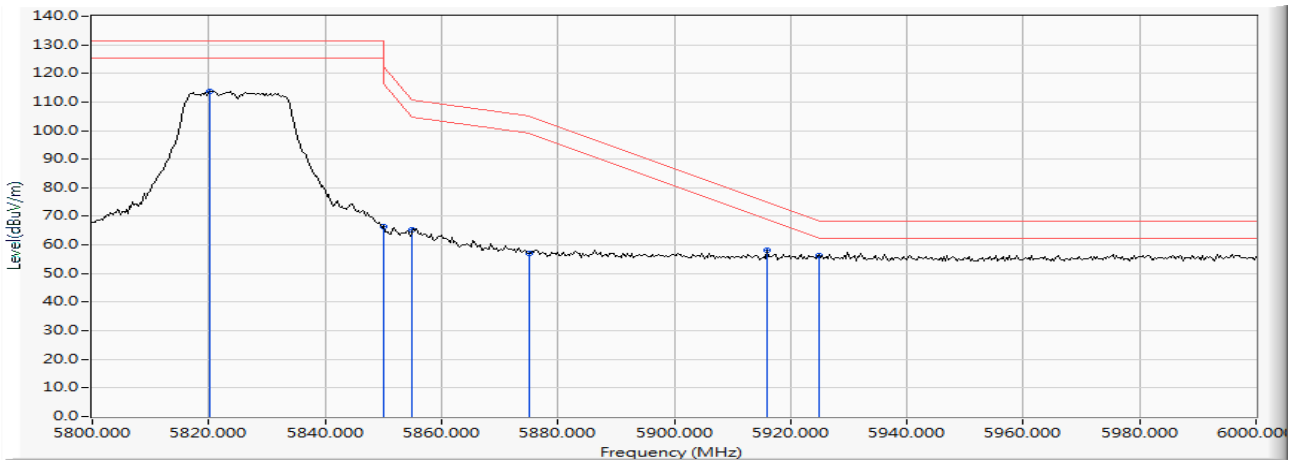

		Frequency (MHz)	Correct Factor (dB)	Reading Level (dBuV)	Measure Level (dBuV/m)	Margin (dB)	Limit (dBuV/m)	Detector Type
1		5820.290	12.712	101.196	113.907	-17.293	131.200	PEAK
2		5850.000	12.774	53.678	66.452	-55.748	122.200	PEAK
3		5855.000	12.784	52.367	65.151	-45.649	110.800	PEAK
4		5875.000	12.825	44.315	57.140	-48.060	105.200	PEAK
5		5915.942	12.900	45.186	58.086	-16.817	74.903	PEAK
6	*	5925.000	12.911	43.548	56.459	-11.741	68.200	PEAK

Product : Intel® Wireless-AC 9560
Test Item : Band Edge Data
Test Date : 2018/12/27
Test Mode : Mode 3 MIMO: Transmit (802.11n-40BW_30Mbps) -Channel 38 (5190MHz)

Horizontal

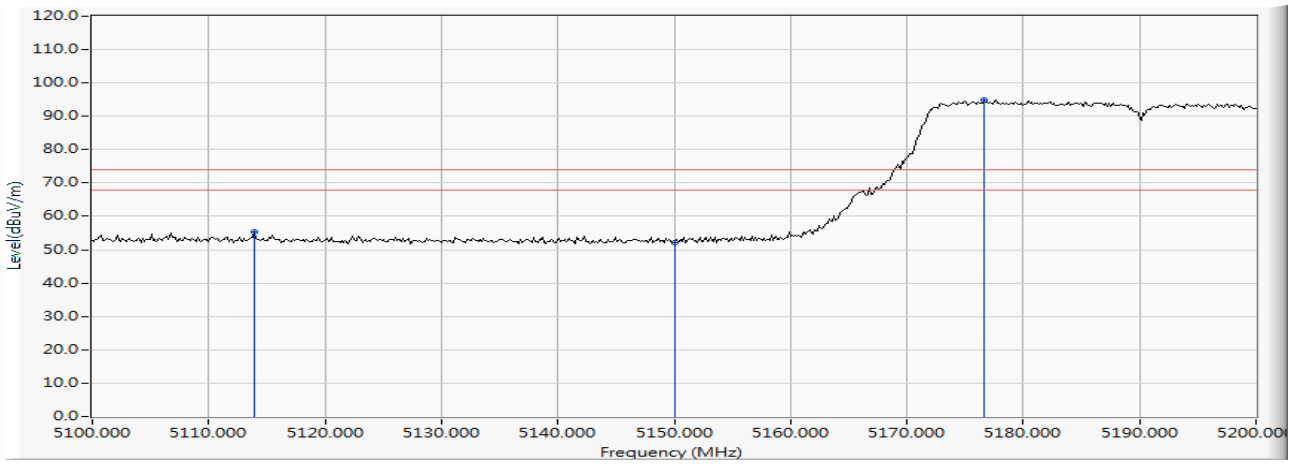

		Frequency (MHz)	Correct Factor (dB)	Reading Level (dBuV)	Measure Level (dBuV/m)	Margin (dB)	Limit (dBuV/m)	Detector Type
1		5113.913	10.560	44.690	55.251	-18.749	74.000	PEAK
2		5150.000	10.470	41.673	52.144	-21.856	74.000	PEAK
3	*	5176.667	10.402	84.484	94.886	20.886	74.000	PEAK

Note:

1. All readings above 1GHz are performed with peak and/or average measurements as necessary.
2. Measurement Level = Reading Level + Correct Factor.
3. The average measurement was not performed when the peak measured data under the limit of average detection.

Product : Intel® Wireless-AC 9560
Test Item : Band Edge Data
Test Date : 2018/12/27
Test Mode : Mode 3 MIMO: Transmit (802.11n-40BW_30Mbps) -Channel 38 (5190MHz)

Horizontal

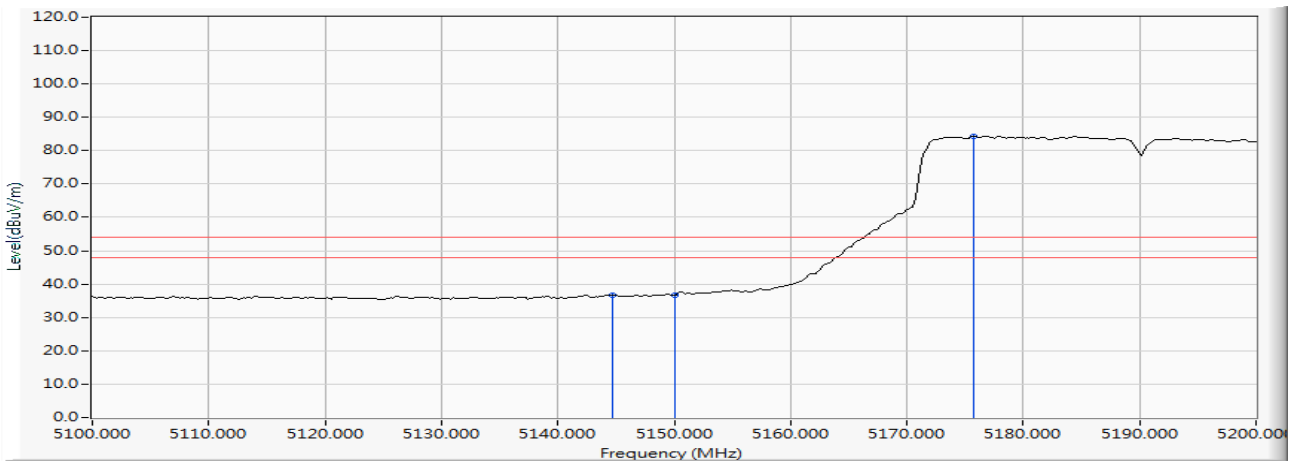

		Frequency (MHz)	Correct Factor (dB)	Reading Level (dBuV)	Measure Level (dBuV/m)	Margin (dB)	Limit (dBuV/m)	Detector Type
1		5144.638	10.485	26.311	36.795	-17.205	54.000	AVERAGE
2		5150.000	10.470	26.051	36.522	-17.478	54.000	AVERAGE
3	*	5175.797	10.404	74.042	84.447	30.447	54.000	AVERAGE

Note:

1. All readings above 1GHz are performed with peak and/or average measurements as necessary.
2. Measurement Level = Reading Level + Correct Factor.
3. The average measurement was not performed when the peak measured data under the limit of average detection.

Product : Intel® Wireless-AC 9560
Test Item : Band Edge Data
Test Date : 2018/12/27
Test Mode : Mode 3 MIMO: Transmit (802.11n-40BW_30Mbps) -Channel 38 (5190MHz)

Vertical

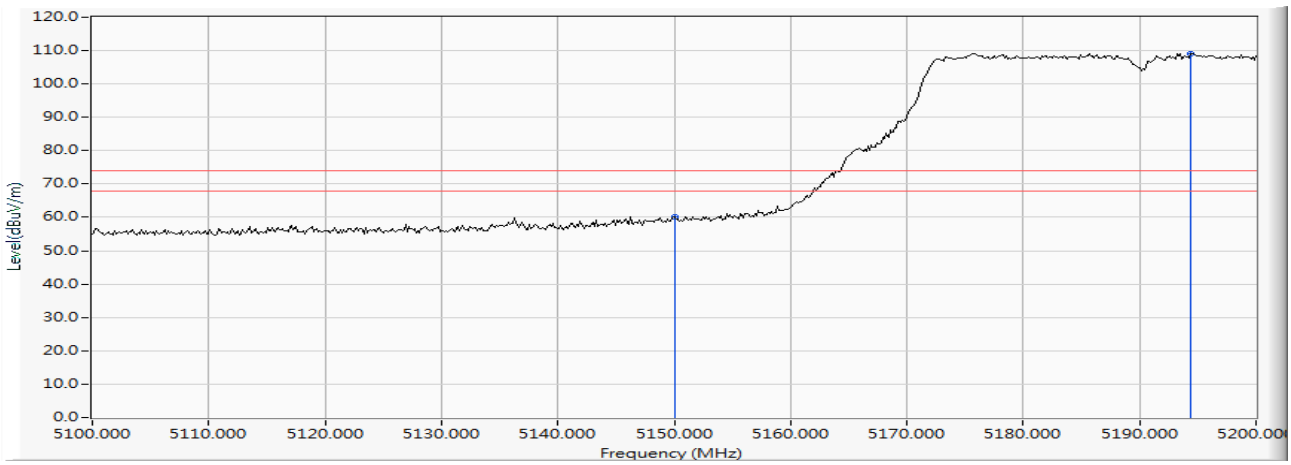

		Frequency (MHz)	Correct Factor (dB)	Reading Level (dBuV)	Measure Level (dBuV/m)	Margin (dB)	Limit (dBuV/m)	Detector Type
1		5150.000	12.390	47.897	60.287	-13.713	74.000	PEAK
2	*	5194.348	12.549	96.597	109.146	35.146	74.000	PEAK

Note:

1. All readings above 1GHz are performed with peak and/or average measurements as necessary.
2. Measurement Level = Reading Level + Correct Factor.
3. The average measurement was not performed when the peak measured data under the limit of average detection.

Product : Intel® Wireless-AC 9560
Test Item : Band Edge Data
Test Date : 2018/12/27
Test Mode : Mode 3 MIMO: Transmit (802.11n-40BW_30Mbps) -Channel 38 (5190MHz)

Vertical

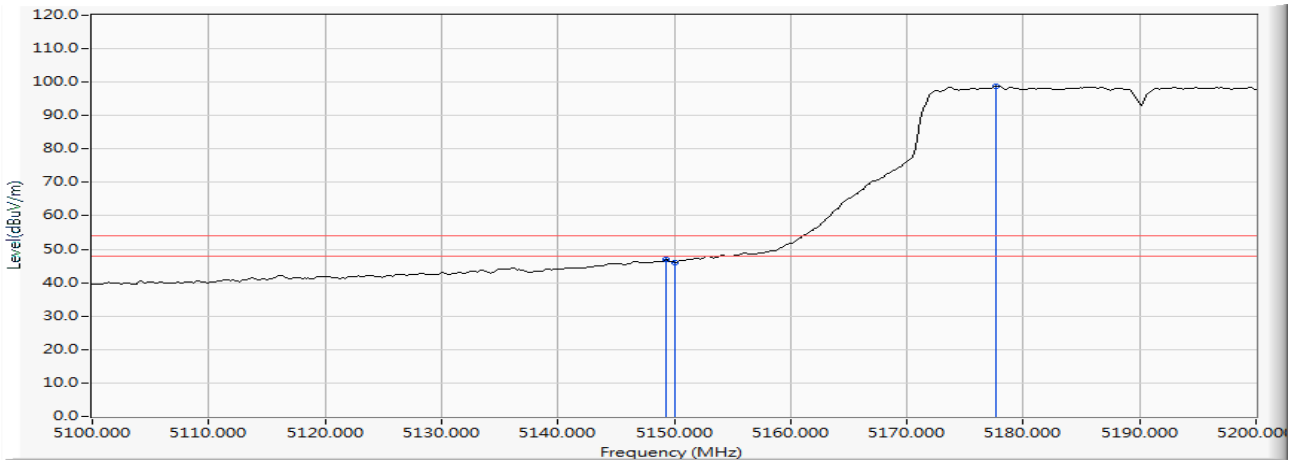

		Frequency (MHz)	Correct Factor (dB)	Reading Level (dBuV)	Measure Level (dBuV/m)	Margin (dB)	Limit (dBuV/m)	Detector Type
1		5149.275	12.388	34.456	46.844	-7.156	54.000	AVERAGE
2		5150.000	12.390	33.686	46.076	-7.924	54.000	AVERAGE
3	*	5177.681	12.493	86.307	98.800	44.800	54.000	AVERAGE

Note:

1. All readings above 1GHz are performed with peak and/or average measurements as necessary.
2. Measurement Level = Reading Level + Correct Factor.
3. The average measurement was not performed when the peak measured data under the limit of average detection.

Product : Intel® Wireless-AC 9560
Test Item : Band Edge Data
Test Date : 2018/12/27
Test Mode : Mode 3 MIMO: Transmit (802.11n-40BW_30Mbps) -Channel 62 (5310MHz)

Horizontal

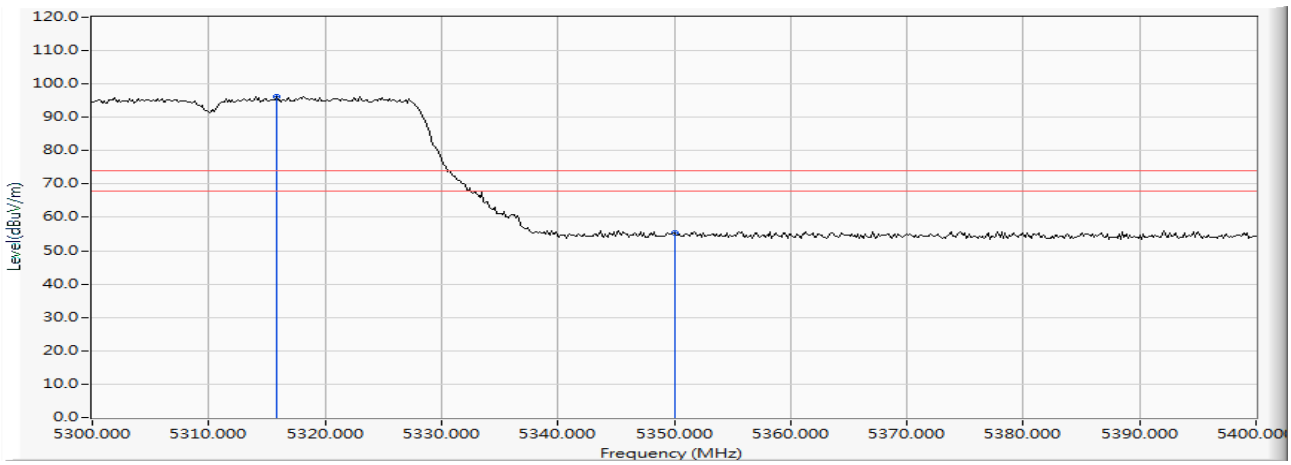

		Frequency (MHz)	Correct Factor (dB)	Reading Level (dBuV)	Measure Level (dBuV/m)	Margin (dB)	Limit (dBuV/m)	Detector Type
1	*	5315.797	11.112	85.178	96.290	22.290	74.000	PEAK
2		5350.000	11.024	44.164	55.188	-18.812	74.000	PEAK

Note:

1. All readings above 1GHz are performed with peak and/or average measurements as necessary.
2. Measurement Level = Reading Level + Correct Factor.
3. The average measurement was not performed when the peak measured data under the limit of average detection.

Product : Intel® Wireless-AC 9560
Test Item : Band Edge Data
Test Date : 2018/12/27
Test Mode : Mode 3 MIMO: Transmit (802.11n-40BW_30Mbps) -Channel 62 (5310MHz)

Horizontal

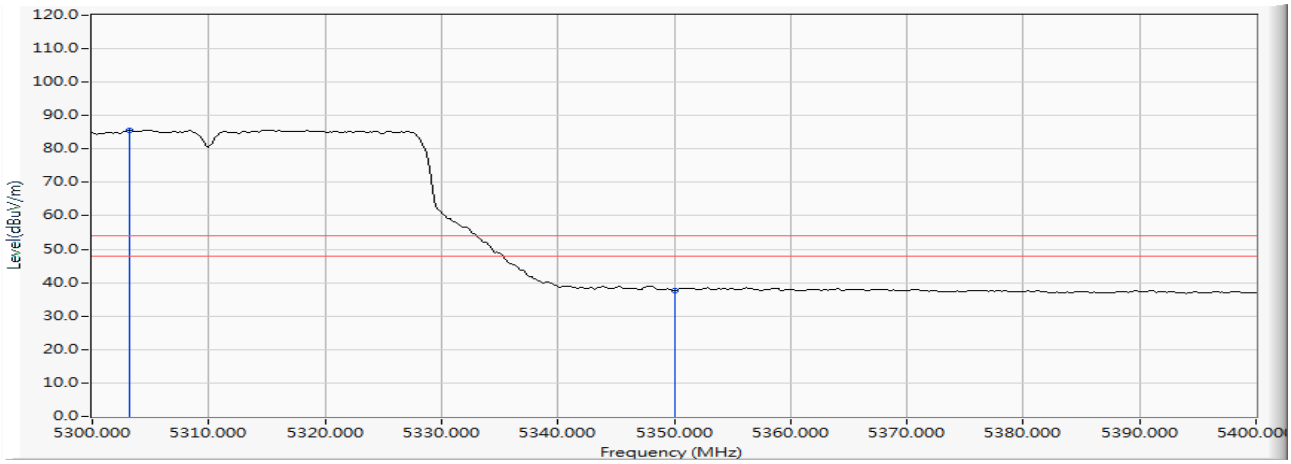

		Frequency (MHz)	Correct Factor (dB)	Reading Level (dBuV)	Measure Level (dBuV/m)	Margin (dB)	Limit (dBuV/m)	Detector Type
1	*	5303.188	11.144	74.553	85.697	31.697	54.000	AVERAGE
2		5350.000	11.024	26.525	37.549	-16.451	54.000	AVERAGE

Note:

1. All readings above 1GHz are performed with peak and/or average measurements as necessary.
2. Measurement Level = Reading Level + Correct Factor.
3. The average measurement was not performed when the peak measured data under the limit of average detection.

Product : Intel® Wireless-AC 9560
Test Item : Band Edge Data
Test Date : 2018/12/27
Test Mode : Mode 3 MIMO: Transmit (802.11n-40BW_30Mbps) -Channel 62 (5310MHz)

Vertical

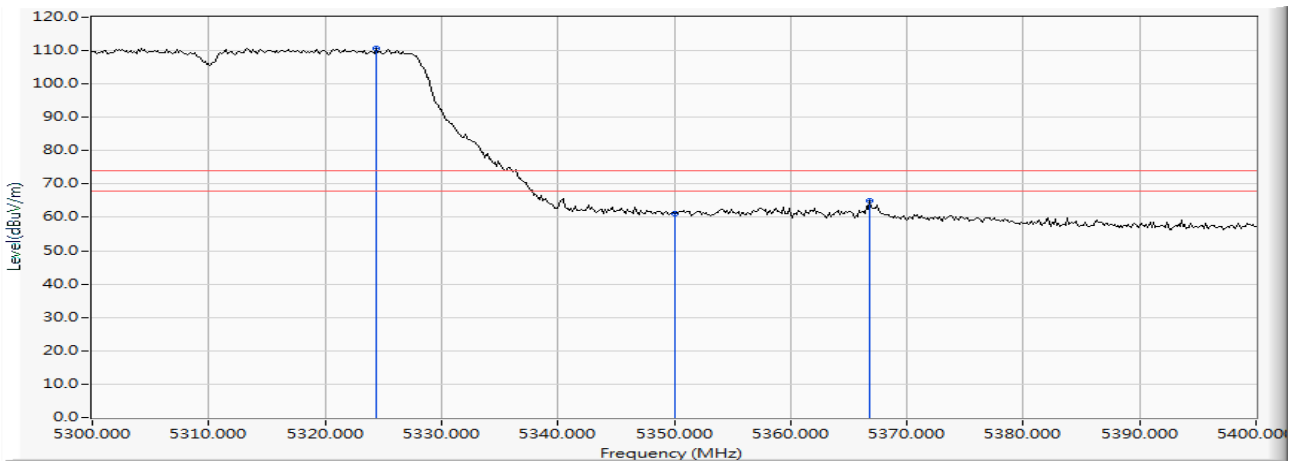

		Frequency (MHz)	Correct Factor (dB)	Reading Level (dBuV)	Measure Level (dBuV/m)	Margin (dB)	Limit (dBuV/m)	Detector Type
1	*	5324.348	13.014	97.649	110.664	36.664	74.000	PEAK
2		5350.000	12.999	47.994	60.993	-13.007	74.000	PEAK
3		5366.812	12.986	51.857	64.843	-9.157	74.000	PEAK

Note:

1. All readings above 1GHz are performed with peak and/or average measurements as necessary.
2. Measurement Level = Reading Level + Correct Factor.
3. The average measurement was not performed when the peak measured data under the limit of average detection.

Product : Intel® Wireless-AC 9560
Test Item : Band Edge Data
Test Date : 2018/12/27
Test Mode : Mode 3 MIMO: Transmit (802.11n-40BW_30Mbps) -Channel 62 (5310MHz)

Vertical

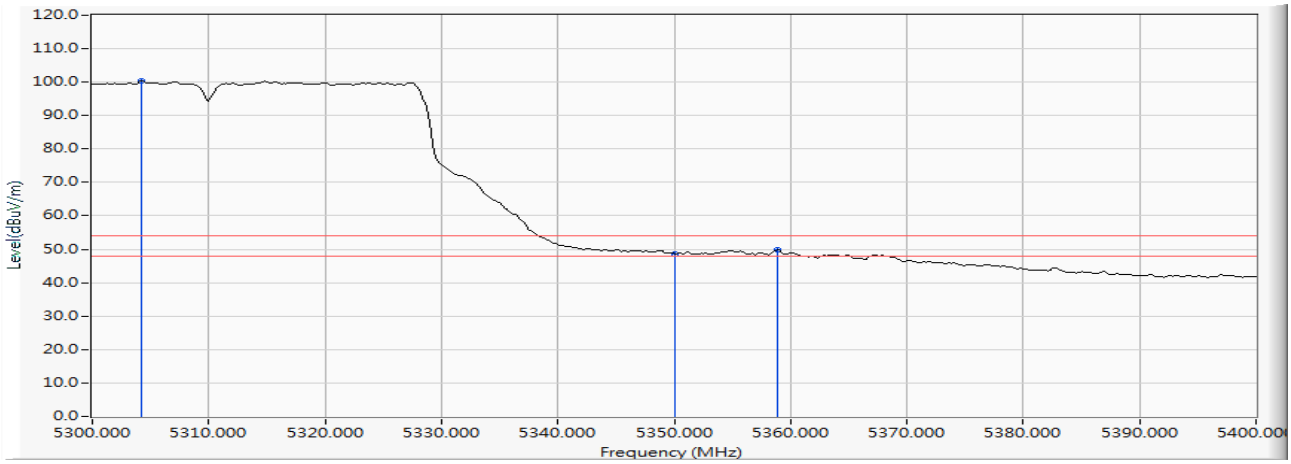

		Frequency (MHz)	Correct Factor (dB)	Reading Level (dBuV)	Measure Level (dBuV/m)	Margin (dB)	Limit (dBuV/m)	Detector Type
1	*	5304.203	13.027	87.384	100.412	46.412	54.000	AVERAGE
2		5350.000	12.999	35.622	48.621	-5.379	54.000	AVERAGE
3		5358.841	12.993	36.827	49.820	-4.180	54.000	AVERAGE

Note:

1. All readings above 1GHz are performed with peak and/or average measurements as necessary.
2. Measurement Level = Reading Level + Correct Factor.
3. The average measurement was not performed when the peak measured data under the limit of average detection.

Product : Intel® Wireless-AC 9560
Test Item : Band Edge Data
Test Date : 2018/12/27
Test Mode : Mode 3 MIMO: Transmit (802.11n-40BW_30Mbps) -Channel 102 (5510MHz)

Horizontal

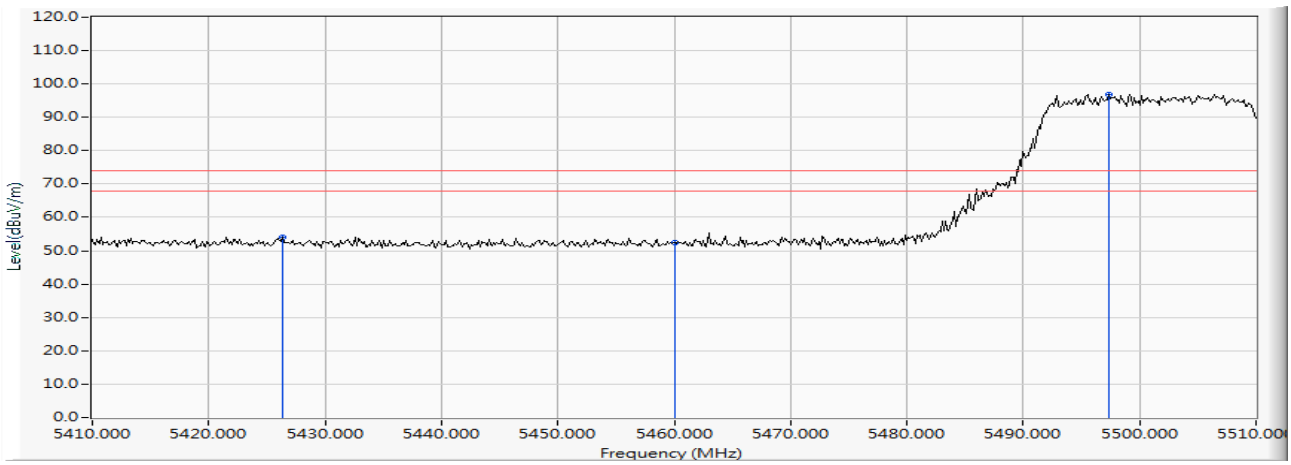

		Frequency (MHz)	Correct Factor (dB)	Reading Level (dBuV)	Measure Level (dBuV/m)	Margin (dB)	Limit (dBuV/m)	Detector Type
1		5426.377	11.250	42.815	54.066	-19.934	74.000	PEAK
2		5460.000	11.703	40.832	52.535	-21.465	74.000	PEAK
3	*	5497.391	12.150	84.637	96.788	22.788	74.000	PEAK

Note:

1. All readings above 1GHz are performed with peak and/or average measurements as necessary.
2. Measurement Level = Reading Level + Correct Factor.
3. The average measurement was not performed when the peak measured data under the limit of average detection.

Product : Intel® Wireless-AC 9560
Test Item : Band Edge Data
Test Date : 2018/12/27
Test Mode : Mode 3 MIMO: Transmit (802.11n-40BW_30Mbps) -Channel 102 (5510MHz)

Horizontal

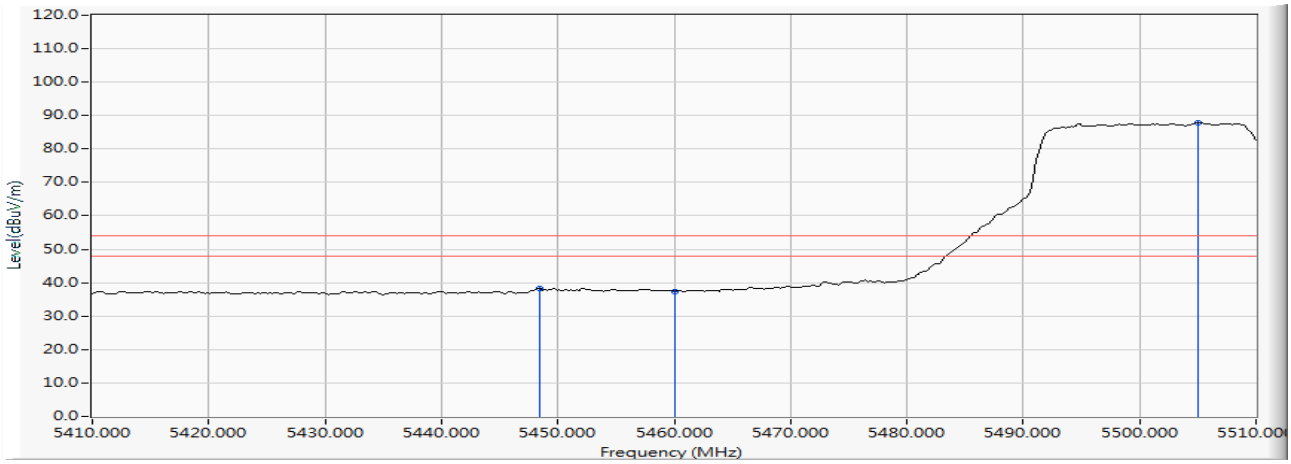

		Frequency (MHz)	Correct Factor (dB)	Reading Level (dBuV)	Measure Level (dBuV/m)	Margin (dB)	Limit (dBuV/m)	Detector Type
1		5448.406	11.547	26.722	38.269	-15.731	54.000	AVERAGE
2		5460.000	11.703	25.746	37.449	-16.551	54.000	AVERAGE
3	*	5505.072	12.204	75.719	87.922	33.922	54.000	AVERAGE

Note:

1. All readings above 1GHz are performed with peak and/or average measurements as necessary.
2. Measurement Level = Reading Level + Correct Factor.
3. The average measurement was not performed when the peak measured data under the limit of average detection.

Product : Intel® Wireless-AC 9560
Test Item : Band Edge Data
Test Date : 2018/12/27
Test Mode : Mode 3 MIMO: Transmit (802.11n-40BW_30Mbps) -Channel 102 (5510MHz)

Vertical

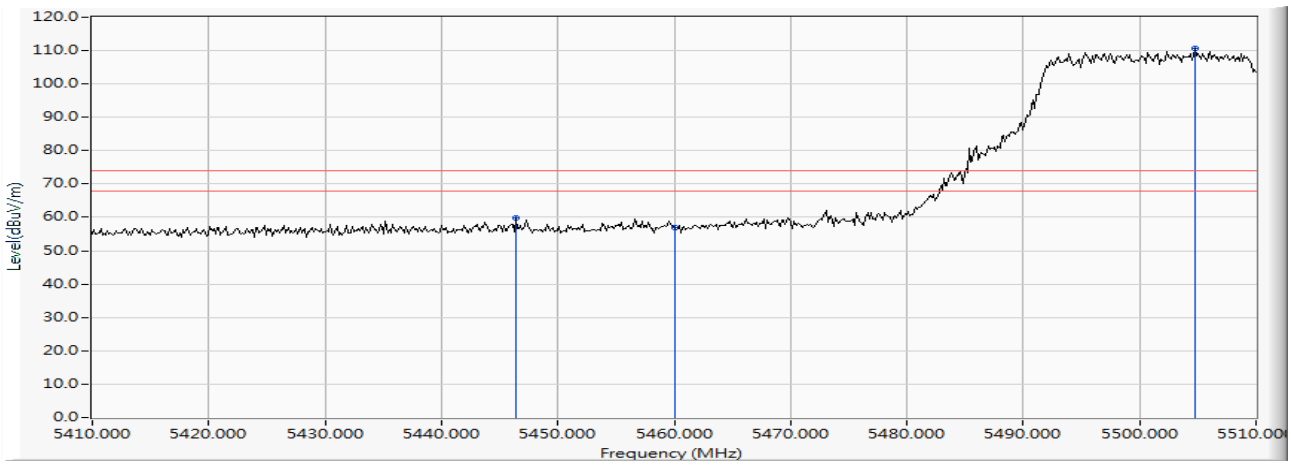

		Frequency (MHz)	Correct Factor (dB)	Reading Level (dBuV)	Measure Level (dBuV/m)	Margin (dB)	Limit (dBuV/m)	Detector Type
1		5446.377	13.294	46.466	59.760	-14.240	74.000	PEAK
2		5460.000	13.390	43.657	57.047	-16.953	74.000	PEAK
3	*	5504.783	13.644	97.121	110.765	36.765	74.000	PEAK

Note:

1. All readings above 1GHz are performed with peak and/or average measurements as necessary.
2. Measurement Level = Reading Level + Correct Factor.
3. The average measurement was not performed when the peak measured data under the limit of average detection.

Product : Intel® Wireless-AC 9560
Test Item : Band Edge Data
Test Date : 2018/12/27
Test Mode : Mode 3 MIMO: Transmit (802.11n-40BW_30Mbps) -Channel 102 (5510MHz)

Vertical

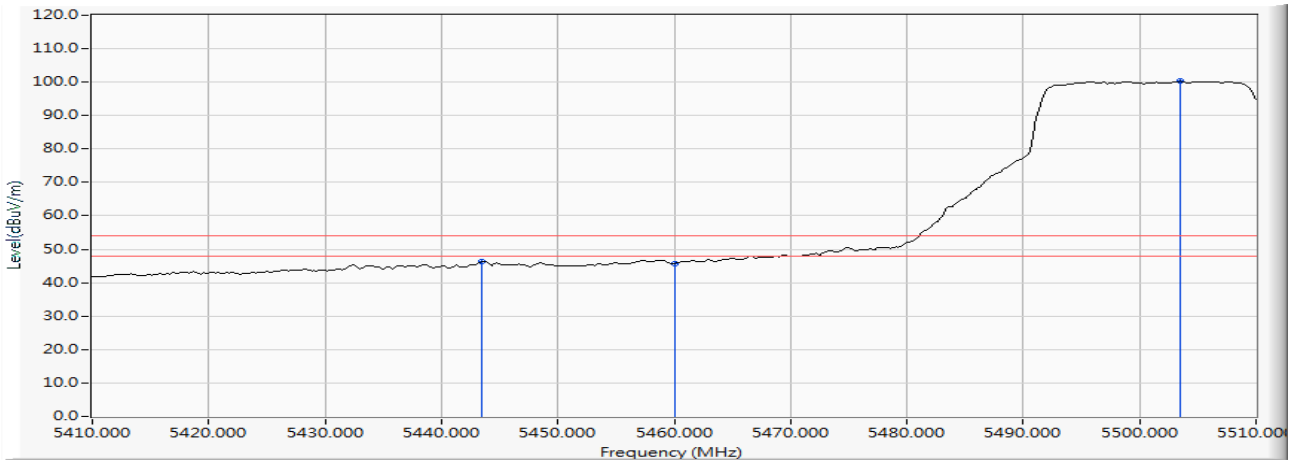

		Frequency (MHz)	Correct Factor (dB)	Reading Level (dBuV)	Measure Level (dBuV/m)	Margin (dB)	Limit (dBuV/m)	Detector Type
1		5443.478	13.273	33.060	46.334	-7.666	54.000	AVERAGE
2		5460.000	13.390	32.367	45.757	-8.243	54.000	AVERAGE
3	*	5503.478	13.640	86.627	100.267	46.267	54.000	AVERAGE

Note:

1. All readings above 1GHz are performed with peak and/or average measurements as necessary.
2. Measurement Level = Reading Level + Correct Factor.
3. The average measurement was not performed when the peak measured data under the limit of average detection.

Product : Intel® Wireless-AC 9560
Test Item : Band Edge Data
Test Date : 2018/12/27
Test Mode : Mode 3 MIMO: Transmit (802.11n-40BW_30Mbps) -Channel 102 (5510MHz)

Horizontal

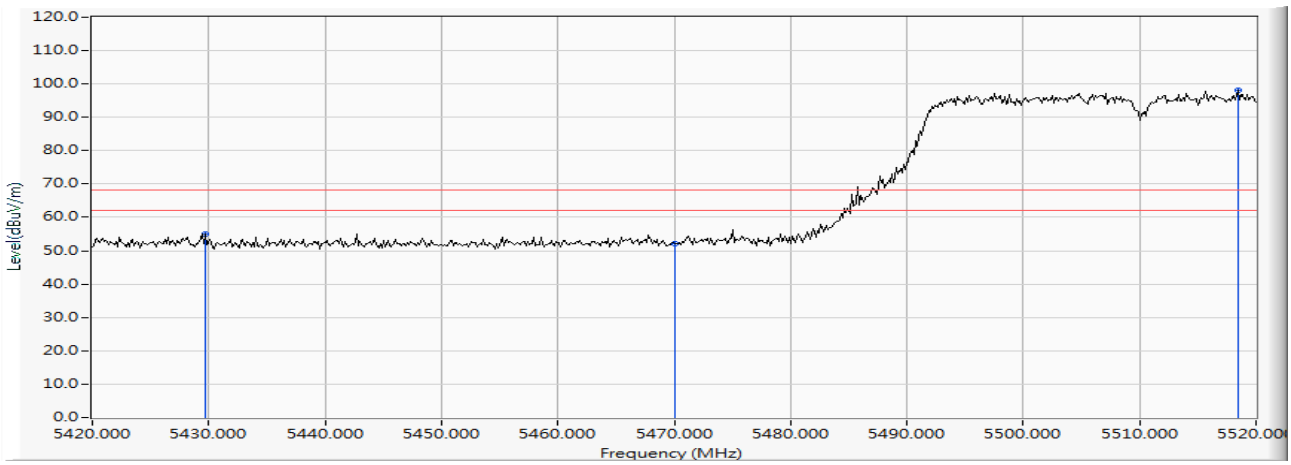

		Frequency (MHz)	Correct Factor (dB)	Reading Level (dBuV)	Measure Level (dBuV/m)	Margin (dB)	Limit (dBuV/m)	Detector Type
1		5429.710	11.296	43.564	54.860	-13.360	68.220	PEAK
2		5470.000	11.838	40.246	52.084	-16.136	68.220	PEAK
3	*	5518.406	12.095	85.883	97.979	29.759	68.220	PEAK

Product : Intel® Wireless-AC 9560
Test Item : Band Edge Data
Test Date : 2018/12/27
Test Mode : Mode 3 MIMO: Transmit (802.11n-40BW_30Mbps) -Channel 102 (5510MHz)

Vertical

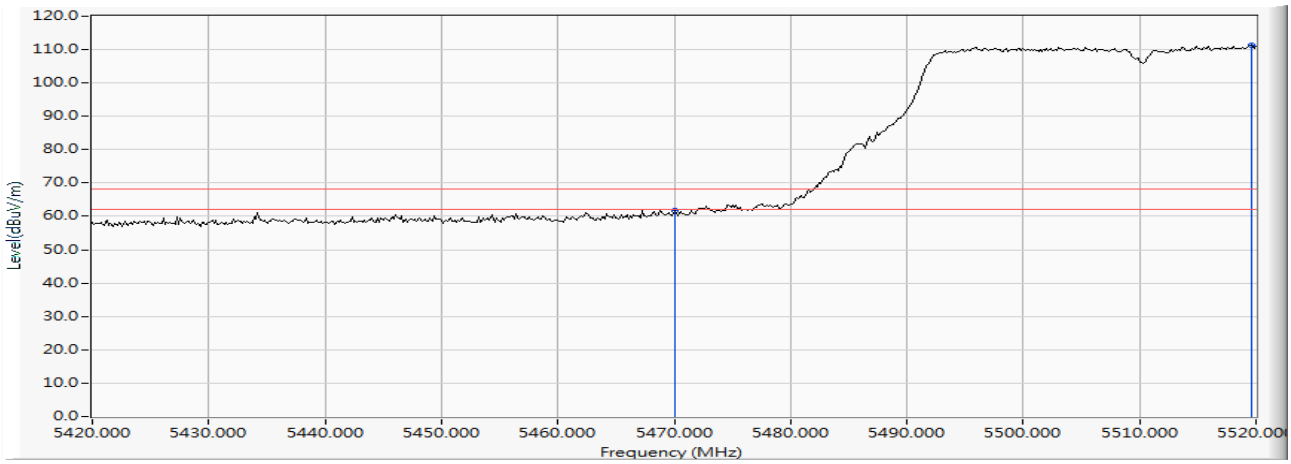

		Frequency (MHz)	Correct Factor (dB)	Reading Level (dBuV)	Measure Level (dBuV/m)	Margin (dB)	Limit (dBuV/m)	Detector Type
1		5470.000	13.462	48.181	61.643	-6.577	68.220	PEAK
2	*	5519.565	13.551	97.704	111.255	43.035	68.220	PEAK

Product : Intel® Wireless-AC 9560
Test Item : Band Edge Data
Test Date : 2018/12/27
Test Mode : Mode 3 MIMO: Transmit (802.11n-40BW_30Mbps) -Channel 134 (5670MHz)

Horizontal

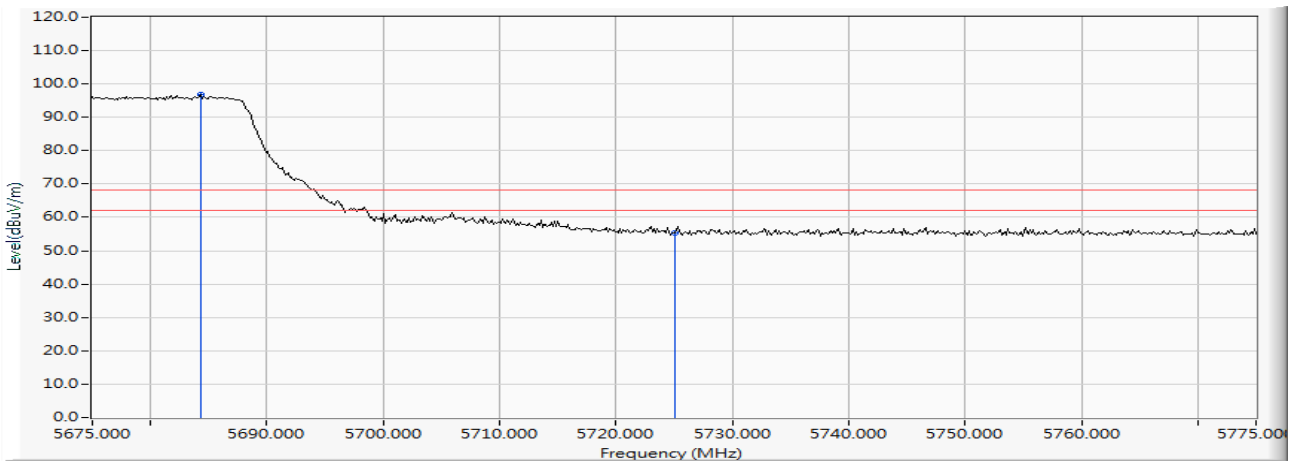

		Frequency (MHz)	Correct Factor (dB)	Reading Level (dBuV)	Measure Level (dBuV/m)	Margin (dB)	Limit (dBuV/m)	Detector Type
1	*	5684.275	11.635	85.071	96.706	28.486	68.220	PEAK
2		5725.000	11.592	43.829	55.421	-12.799	68.220	PEAK

Product : Intel® Wireless-AC 9560
Test Item : Band Edge Data
Test Date : 2018/12/27
Test Mode : Mode 3 MIMO: Transmit (802.11n-40BW_30Mbps) -Channel 134 (5670MHz)

Vertical

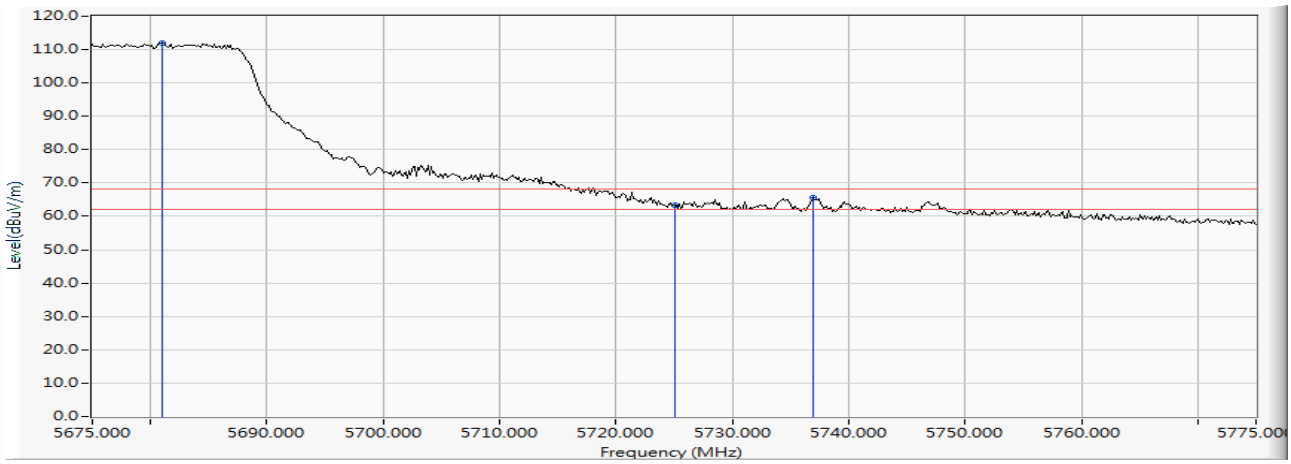

		Frequency (MHz)	Correct Factor (dB)	Reading Level (dBuV)	Measure Level (dBuV/m)	Margin (dB)	Limit (dBuV/m)	Detector Type
1	*	5680.942	13.021	98.968	111.990	43.770	68.220	PEAK
2		5725.000	12.930	50.595	63.525	-4.695	68.220	PEAK
3		5736.884	12.889	52.616	65.505	-2.715	68.220	PEAK

Product : Intel® Wireless-AC 9560
Test Item : Band Edge Data
Test Date : 2018/12/27
Test Mode : Mode 3 MIMO: Transmit (802.11n-40BW_30Mbps) -Channel 151 (5755MHz)

Horizontal

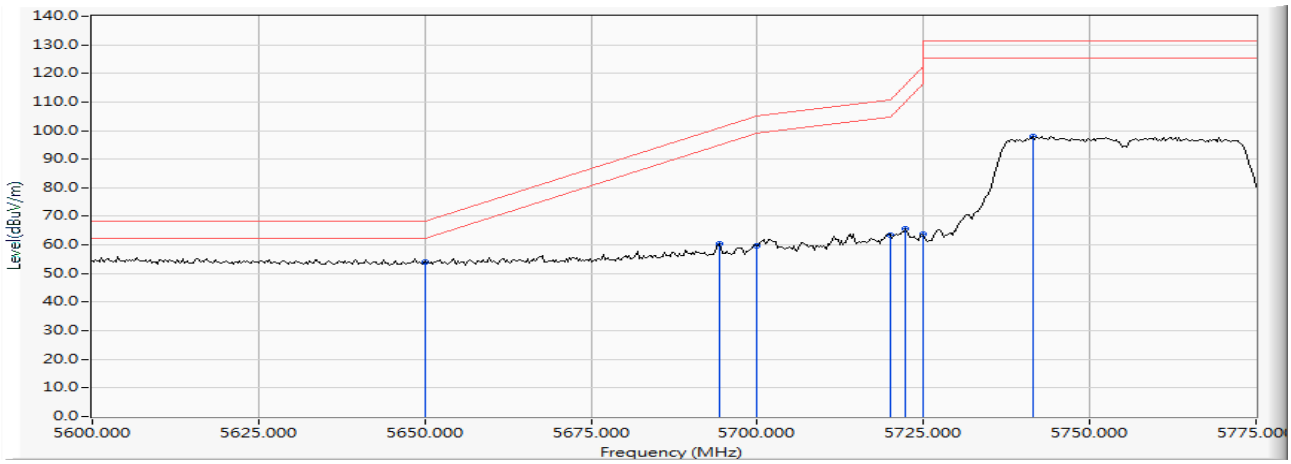

		Frequency (MHz)	Correct Factor (dB)	Reading Level (dBuV)	Measure Level (dBuV/m)	Margin (dB)	Limit (dBuV/m)	Detector Type
1	*	5650.000	11.554	42.676	54.231	-13.989	68.220	PEAK
2		5694.348	11.651	48.941	60.592	-40.428	101.020	PEAK
3		5700.000	11.647	48.000	59.647	-45.553	105.200	PEAK
4		5720.000	11.607	51.952	63.559	-47.241	110.800	PEAK
5		5722.246	11.600	54.083	65.683	-50.238	115.921	PEAK
6		5725.000	11.592	52.038	63.630	-58.570	122.200	PEAK
7		5741.522	11.540	86.450	97.989	-33.211	131.200	PEAK

Product : Intel® Wireless-AC 9560
Test Item : Band Edge Data
Test Date : 2018/12/27
Test Mode : Mode 3 MIMO: Transmit (802.11n-40BW_30Mbps) -Channel 151 (5755MHz)

Vertical

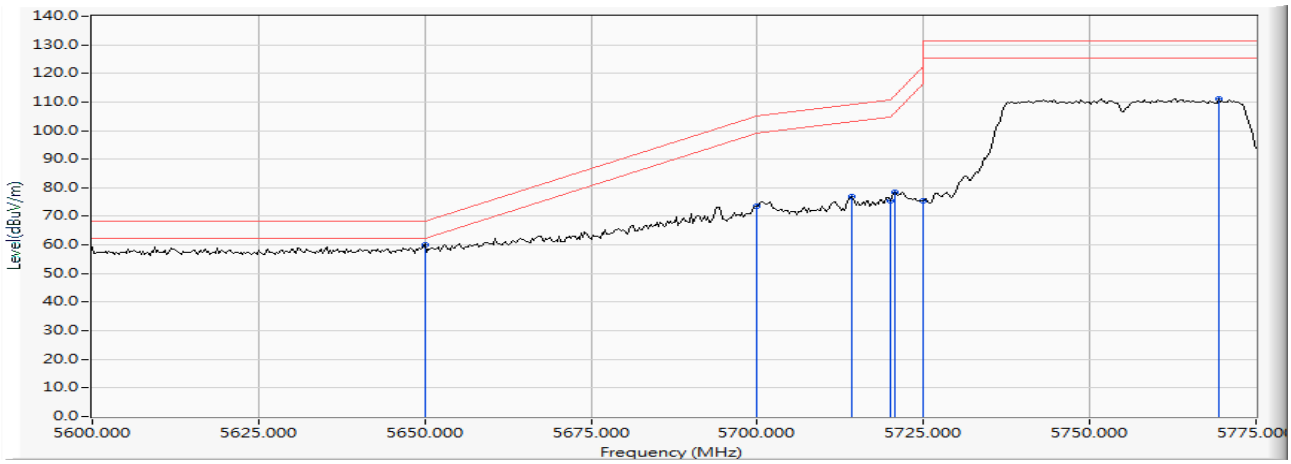

		Frequency (MHz)	Correct Factor (dB)	Reading Level (dBuV)	Measure Level (dBuV/m)	Margin (dB)	Limit (dBuV/m)	Detector Type
1	*	5650.000	13.029	46.892	59.921	-8.299	68.220	PEAK
2		5700.000	13.003	60.465	73.468	-31.732	105.200	PEAK
3		5714.130	12.967	63.799	76.766	-32.390	109.156	PEAK
4		5720.000	12.947	62.583	75.530	-35.270	110.800	PEAK
5		5720.725	12.944	65.649	78.594	-33.859	112.453	PEAK
6		5725.000	12.930	62.445	75.375	-46.825	122.200	PEAK
7		5769.420	12.774	98.397	111.172	-20.028	131.200	PEAK

Product : Intel® Wireless-AC 9560
Test Item : Band Edge Data
Test Date : 2018/12/27
Test Mode : Mode 3 MIMO: Transmit (802.11n-40BW_30Mbps) -Channel 159 (5795MHz)

Horizontal

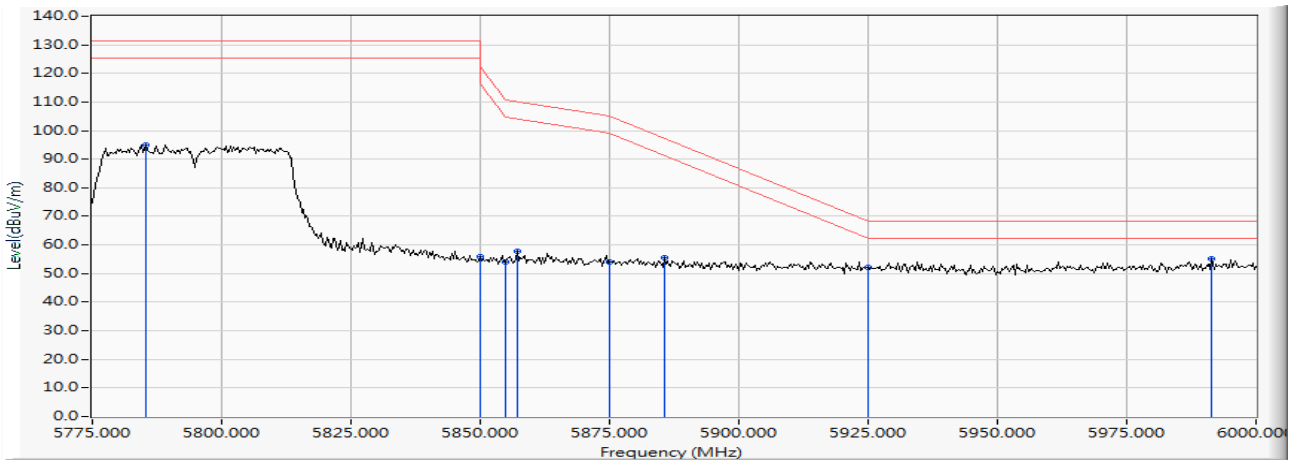

		Frequency (MHz)	Correct Factor (dB)	Reading Level (dBuV)	Measure Level (dBuV/m)	Margin (dB)	Limit (dBuV/m)	Detector Type
1		5785.435	11.400	83.531	94.931	-36.269	131.200	PEAK
2		5850.000	11.701	44.200	55.901	-66.299	122.200	PEAK
3		5855.000	11.735	42.434	54.169	-56.631	110.800	PEAK
4		5857.174	11.751	46.214	57.964	-52.227	110.191	PEAK
5		5875.000	11.873	42.059	53.932	-51.268	105.200	PEAK
6		5885.543	11.948	43.774	55.721	-41.677	97.398	PEAK
7		5925.000	12.068	40.192	52.261	-15.939	68.200	PEAK
8	*	5991.522	12.125	43.182	55.307	-12.893	68.200	PEAK

Product : Intel® Wireless-AC 9560
Test Item : Band Edge Data
Test Date : 2018/12/27
Test Mode : Mode 3 MIMO: Transmit (802.11n-40BW_30Mbps) -Channel 159 (5795MHz)

Vertical

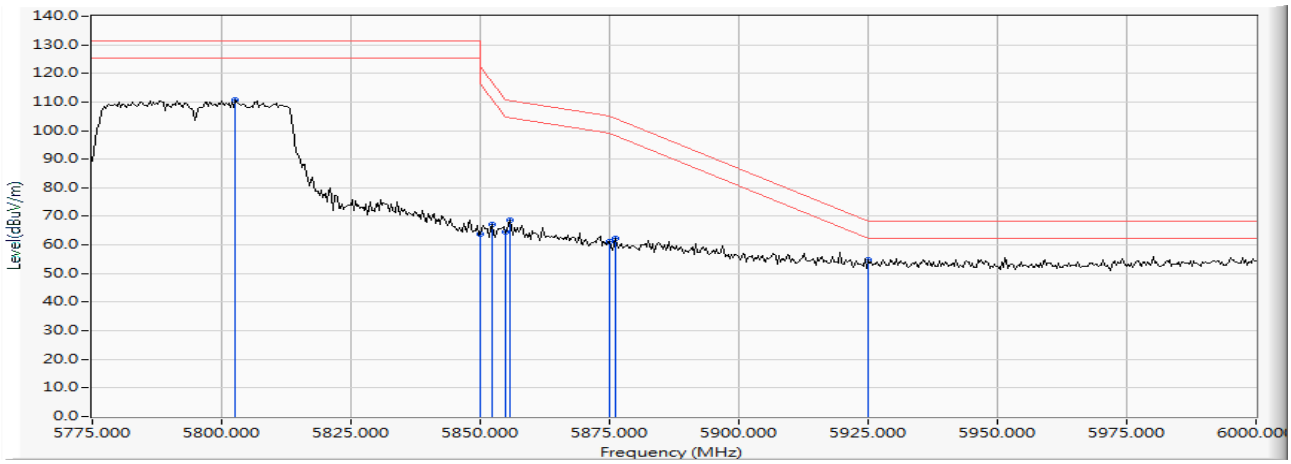

		Frequency (MHz)	Correct Factor (dB)	Reading Level (dBuV)	Measure Level (dBuV/m)	Margin (dB)	Limit (dBuV/m)	Detector Type
1		5802.717	12.686	98.219	110.906	-20.294	131.200	PEAK
2		5850.000	12.774	51.083	63.857	-58.343	122.200	PEAK
3		5852.283	12.779	54.446	67.224	-49.771	116.995	PEAK
4		5855.000	12.784	51.663	64.447	-46.353	110.800	PEAK
5		5855.870	12.786	56.035	68.821	-41.735	110.556	PEAK
6		5875.000	12.825	48.298	61.123	-44.077	105.200	PEAK
7		5876.087	12.828	49.471	62.299	-42.097	104.396	PEAK
8	*	5925.000	12.911	41.707	54.618	-13.582	68.200	PEAK

Product : Intel® Wireless-AC 9560
Test Item : Band Edge Data
Test Date : 2018/12/27
Test Mode : Mode 3 MIMO: Transmit (802.11ac-80BW_65Mbps) -Channel 42 (5210MHz)

Horizontal

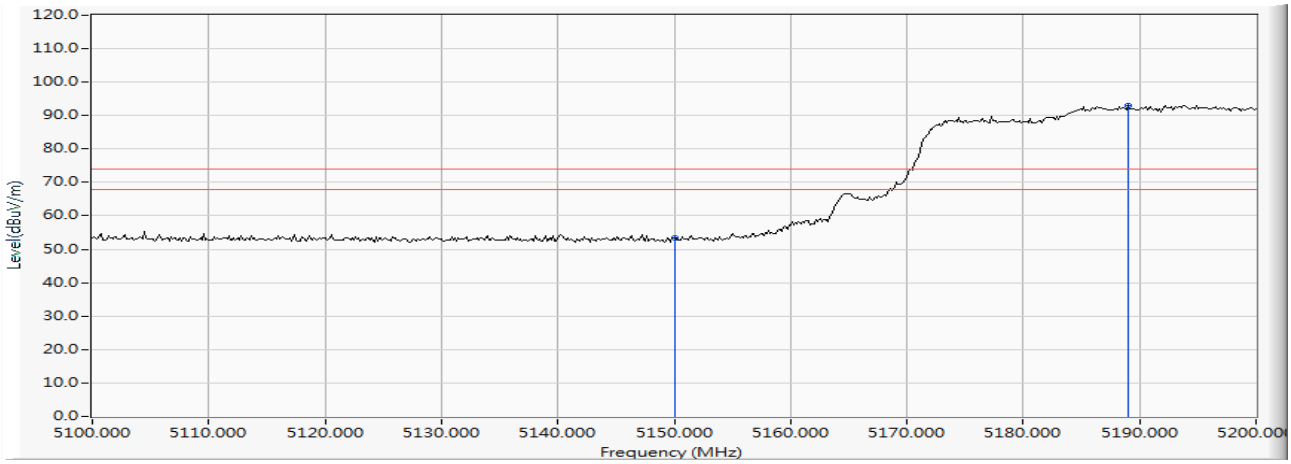

		Frequency (MHz)	Correct Factor (dB)	Reading Level (dBuV)	Measure Level (dBuV/m)	Margin (dB)	Limit (dBuV/m)	Detector Type
1		5150.000	10.470	43.087	53.558	-20.442	74.000	PEAK
2	*	5188.986	10.370	82.616	92.986	18.986	74.000	PEAK

Note:

1. All readings above 1GHz are performed with peak and/or average measurements as necessary.
2. Measurement Level = Reading Level + Correct Factor.
3. The average measurement was not performed when the peak measured data under the limit of average detection.

Product : Intel® Wireless-AC 9560
Test Item : Band Edge Data
Test Date : 2018/12/27
Test Mode : Mode 3 MIMO: Transmit (802.11ac-80BW_65Mbps) -Channel 42 (5210MHz)

Horizontal

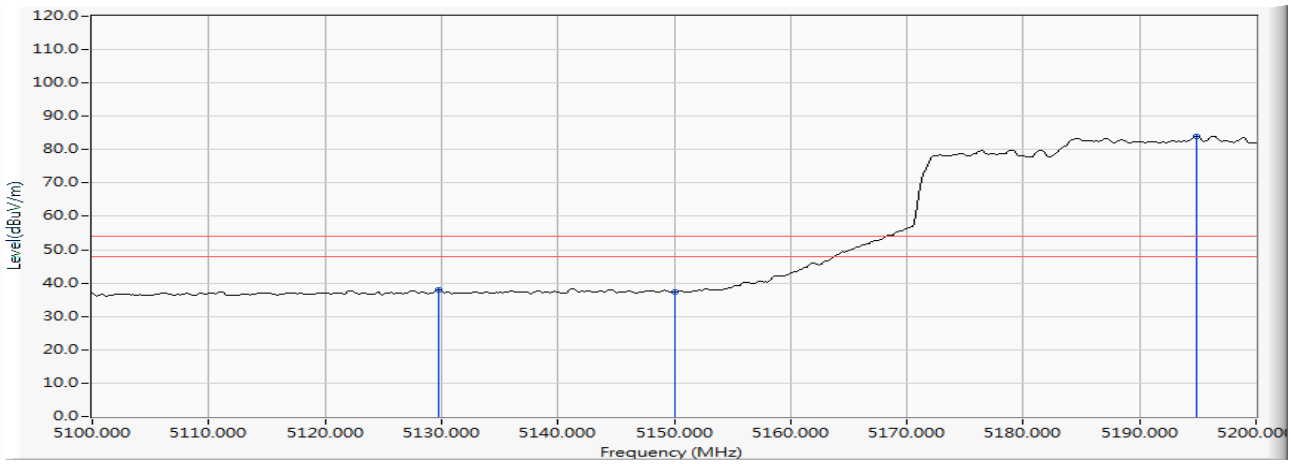

		Frequency (MHz)	Correct Factor (dB)	Reading Level (dBuV)	Measure Level (dBuV/m)	Margin (dB)	Limit (dBuV/m)	Detector Type
1		5129.710	10.521	27.354	37.875	-16.125	54.000	AVERAGE
2		5150.000	10.470	26.959	37.430	-16.570	54.000	AVERAGE
3	*	5194.928	10.350	73.703	84.052	30.052	54.000	AVERAGE

Note:

1. All readings above 1GHz are performed with peak and/or average measurements as necessary.
2. Measurement Level = Reading Level + Correct Factor.
3. The average measurement was not performed when the peak measured data under the limit of average detection.

Product : Intel® Wireless-AC 9560
Test Item : Band Edge Data
Test Date : 2018/12/27
Test Mode : Mode 3 MIMO: Transmit (802.11ac-80BW_65Mbps) -Channel 42 (5210MHz)

Vertical

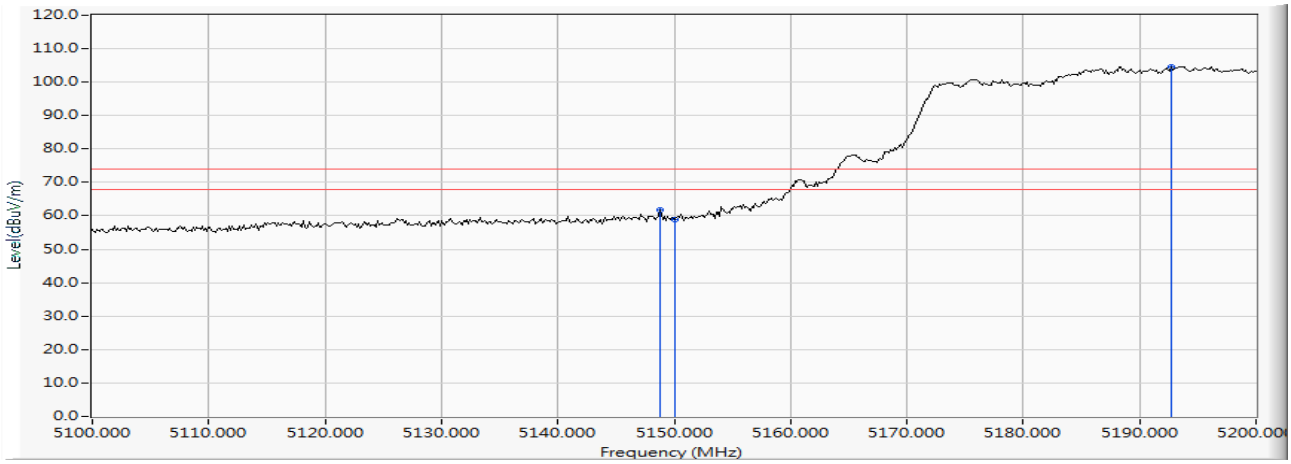

		Frequency (MHz)	Correct Factor (dB)	Reading Level (dBuV)	Measure Level (dBuV/m)	Margin (dB)	Limit (dBuV/m)	Detector Type
1		5148.841	12.386	49.346	61.732	-12.268	74.000	PEAK
2		5150.000	12.390	46.544	58.934	-15.066	74.000	PEAK
3	*	5192.754	12.545	92.153	104.698	30.698	74.000	PEAK

Note:

1. All readings above 1GHz are performed with peak and/or average measurements as necessary.
2. Measurement Level = Reading Level + Correct Factor.
3. The average measurement was not performed when the peak measured data under the limit of average detection.

Product : Intel® Wireless-AC 9560
Test Item : Band Edge Data
Test Date : 2018/12/27
Test Mode : Mode 3 MIMO: Transmit (802.11ac-80BW_65Mbps) -Channel 42 (5210MHz)

Vertical

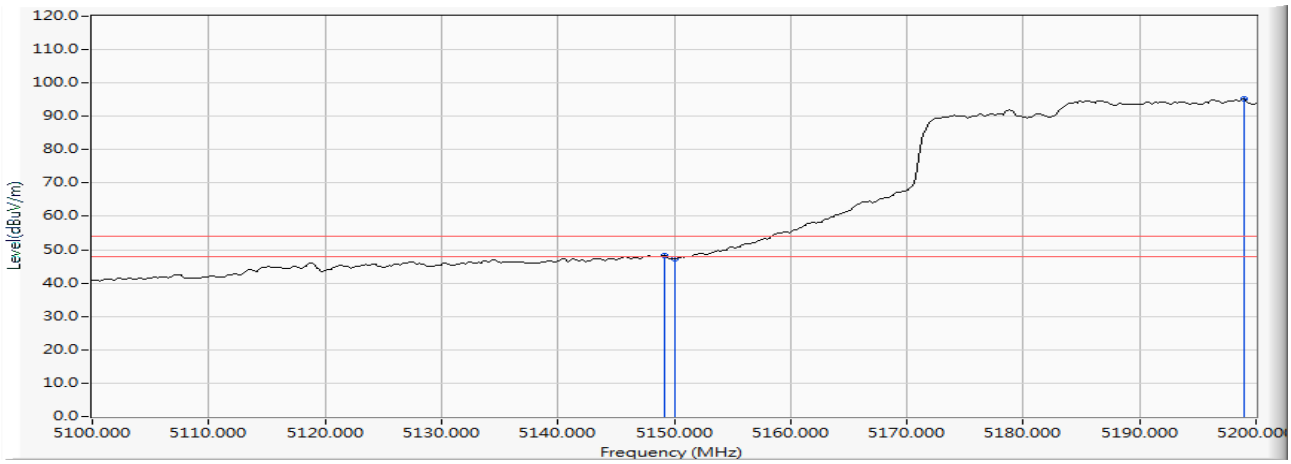

		Frequency (MHz)	Correct Factor (dB)	Reading Level (dBuV)	Measure Level (dBuV/m)	Margin (dB)	Limit (dBuV/m)	Detector Type
1		5149.130	12.387	35.883	48.270	-5.730	54.000	AVERAGE
2		5150.000	12.390	34.783	47.173	-6.827	54.000	AVERAGE
3	*	5198.986	12.562	82.685	95.247	41.247	54.000	AVERAGE

Note:

1. All readings above 1GHz are performed with peak and/or average measurements as necessary.
2. Measurement Level = Reading Level + Correct Factor.
3. The average measurement was not performed when the peak measured data under the limit of average detection.

Product : Intel® Wireless-AC 9560
Test Item : Band Edge Data
Test Date : 2018/12/27
Test Mode : Mode 3 MIMO: Transmit (802.11ac-80BW_65Mbps) -Channel 58 (5290MHz)

Horizontal

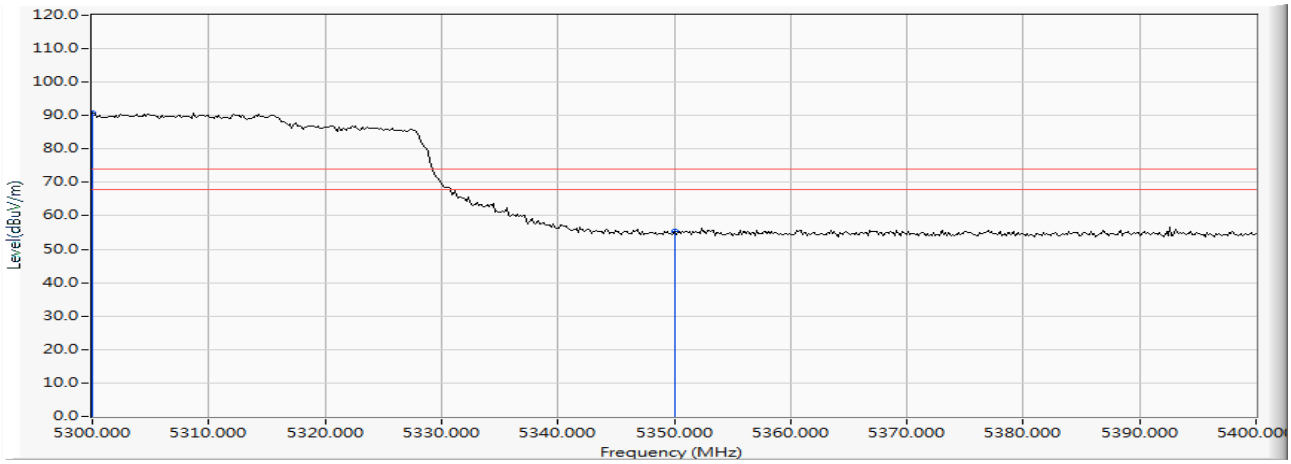

		Frequency (MHz)	Correct Factor (dB)	Reading Level (dBuV)	Measure Level (dBuV/m)	Margin (dB)	Limit (dBuV/m)	Detector Type
1	*	5300.000	11.141	79.576	90.718	16.718	74.000	PEAK
2		5350.000	11.024	44.372	55.396	-18.604	74.000	PEAK

Note:

1. All readings above 1GHz are performed with peak and/or average measurements as necessary.
2. Measurement Level = Reading Level + Correct Factor.
3. The average measurement was not performed when the peak measured data under the limit of average detection.

Product : Intel® Wireless-AC 9560
Test Item : Band Edge Data
Test Date : 2018/12/27
Test Mode : Mode 3 MIMO: Transmit (802.11ac-80BW_65Mbps) -Channel 58 (5290MHz)

Horizontal

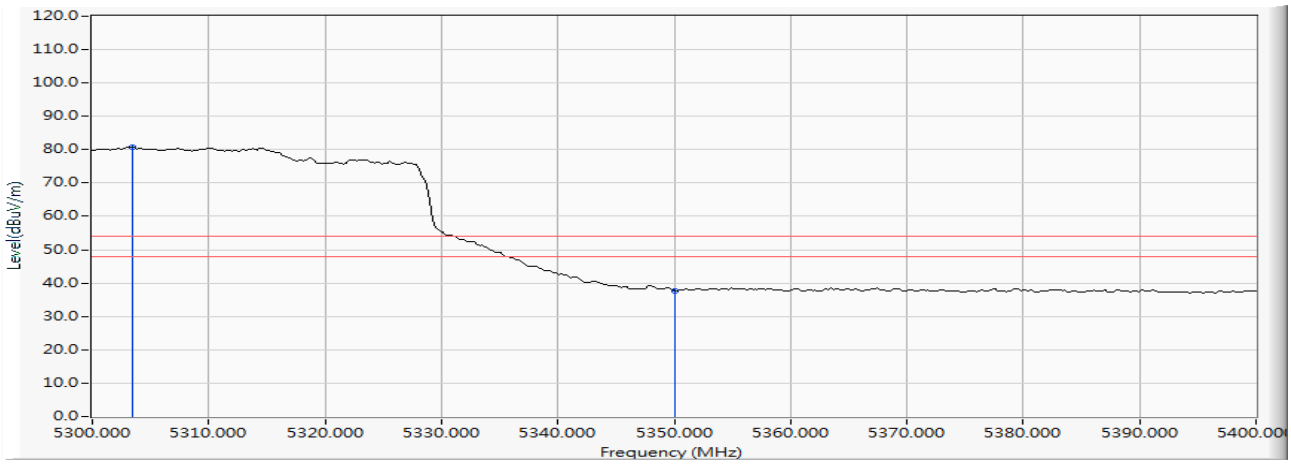

		Frequency (MHz)	Correct Factor (dB)	Reading Level (dBuV)	Measure Level (dBuV/m)	Margin (dB)	Limit (dBuV/m)	Detector Type
1	*	5303.478	11.143	69.708	80.851	26.851	54.000	AVERAGE
2		5350.000	11.024	26.572	37.596	-16.404	54.000	AVERAGE

Note:

1. All readings above 1GHz are performed with peak and/or average measurements as necessary.
2. Measurement Level = Reading Level + Correct Factor.
3. The average measurement was not performed when the peak measured data under the limit of average detection.

Product : Intel® Wireless-AC 9560
Test Item : Band Edge Data
Test Date : 2018/12/27
Test Mode : Mode 3 MIMO: Transmit (802.11ac-80BW_65Mbps) -Channel 58 (5290MHz)

Vertical

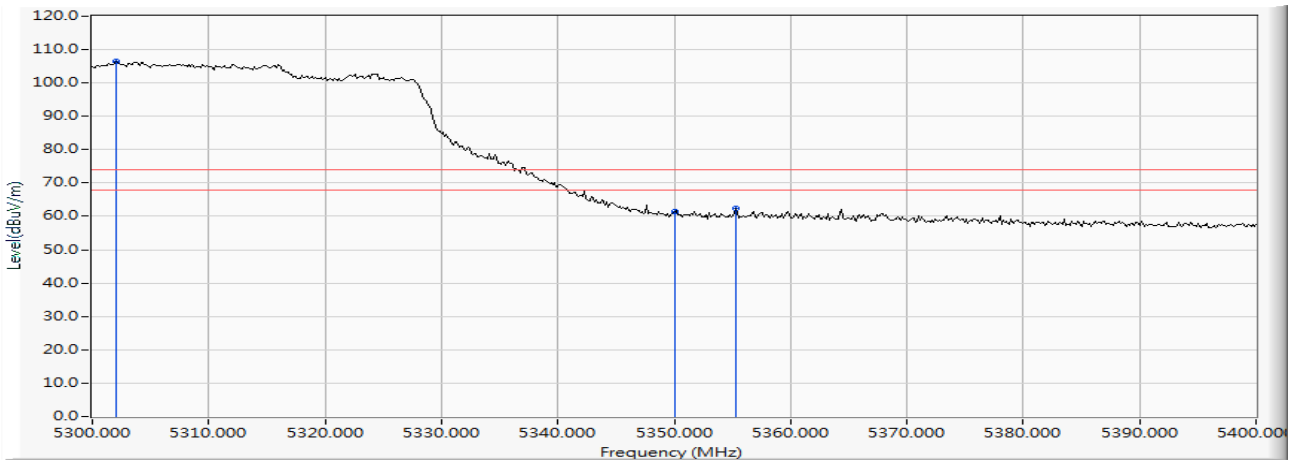

		Frequency (MHz)	Correct Factor (dB)	Reading Level (dBuV)	Measure Level (dBuV/m)	Margin (dB)	Limit (dBuV/m)	Detector Type
1	*	5302.029	13.029	93.352	106.381	32.381	74.000	PEAK
2		5350.000	12.999	48.296	61.295	-12.705	74.000	PEAK
3		5355.362	12.995	49.321	62.316	-11.684	74.000	PEAK

Note:

1. All readings above 1GHz are performed with peak and/or average measurements as necessary.
2. Measurement Level = Reading Level + Correct Factor.
3. The average measurement was not performed when the peak measured data under the limit of average detection.

Product : Intel® Wireless-AC 9560
Test Item : Band Edge Data
Test Date : 2018/12/27
Test Mode : Mode 3 MIMO: Transmit (802.11ac-80BW_65Mbps) -Channel 58 (5290MHz)

ertical

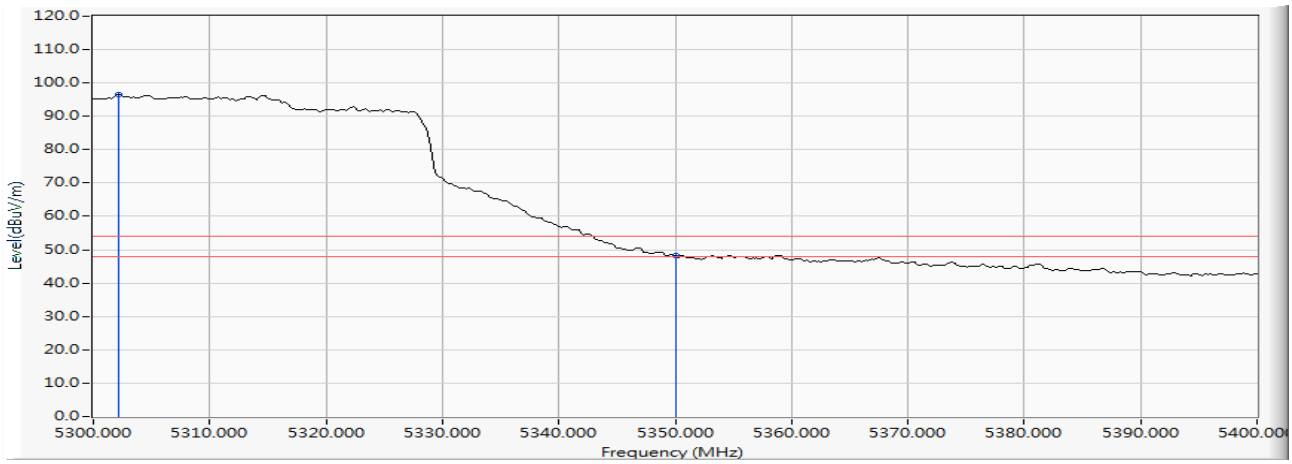

		Frequency (MHz)	Correct Factor (dB)	Reading Level (dBuV)	Measure Level (dBuV/m)	Margin (dB)	Limit (dBuV/m)	Detector Type
1	*	5302.174	13.029	83.506	96.534	42.534	54.000	AVERAGE
2		5350.000	12.999	35.148	48.147	-5.853	54.000	AVERAGE

Note:

1. All readings above 1GHz are performed with peak and/or average measurements as necessary.
2. Measurement Level = Reading Level + Correct Factor.
3. The average measurement was not performed when the peak measured data under the limit of average detection.

Product : Intel® Wireless-AC 9560
Test Item : Band Edge Data
Test Date : 2018/12/27
Test Mode : Mode 3 MIMO: Transmit (802.11ac-80BW_65Mbps) -Channel 106 (5530MHz)

Horizontal

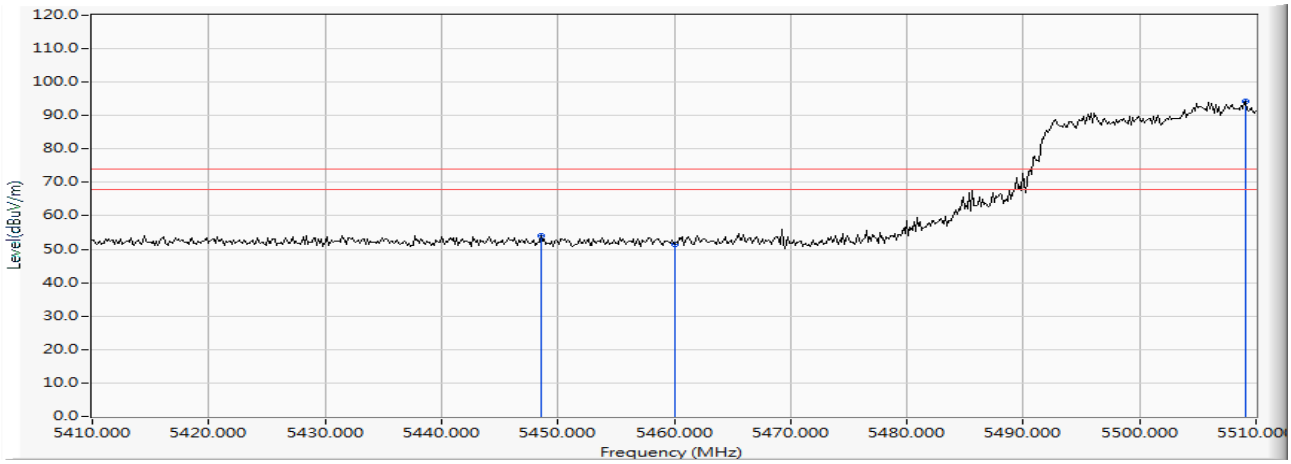

		Frequency (MHz)	Correct Factor (dB)	Reading Level (dBuV)	Measure Level (dBuV/m)	Margin (dB)	Limit (dBuV/m)	Detector Type
1		5448.551	11.549	42.409	53.958	-20.042	74.000	PEAK
2		5460.000	11.703	39.816	51.519	-22.481	74.000	PEAK
3	*	5509.130	12.170	81.948	94.118	20.118	74.000	PEAK

Note:

1. All readings above 1GHz are performed with peak and/or average measurements as necessary.
2. Measurement Level = Reading Level + Correct Factor.
3. The average measurement was not performed when the peak measured data under the limit of average detection.

Product : Intel® Wireless-AC 9560
Test Item : Band Edge Data
Test Date : 2018/12/27
Test Mode : Mode 3 MIMO: Transmit (802.11ac-80BW_65Mbps) -Channel 106 (5530MHz)

Horizontal

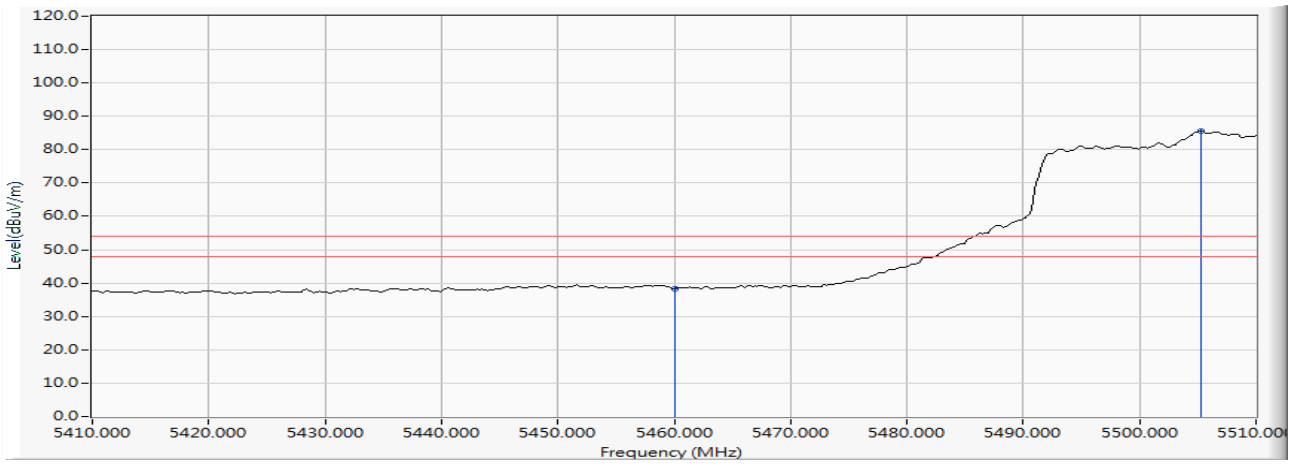

		Frequency (MHz)	Correct Factor (dB)	Reading Level (dBuV)	Measure Level (dBuV/m)	Margin (dB)	Limit (dBuV/m)	Detector Type
1		5460.000	11.703	26.594	38.297	-15.703	54.000	AVERAGE
2	*	5505.217	12.202	73.308	85.510	31.510	54.000	AVERAGE

Note:

1. All readings above 1GHz are performed with peak and/or average measurements as necessary.
2. Measurement Level = Reading Level + Correct Factor.
3. The average measurement was not performed when the peak measured data under the limit of average detection.

Product : Intel® Wireless-AC 9560
Test Item : Band Edge Data
Test Date : 2018/12/27
Test Mode : Mode 3 MIMO: Transmit (802.11ac-80BW_65Mbps) -Channel 106 (5530MHz)

Vertical

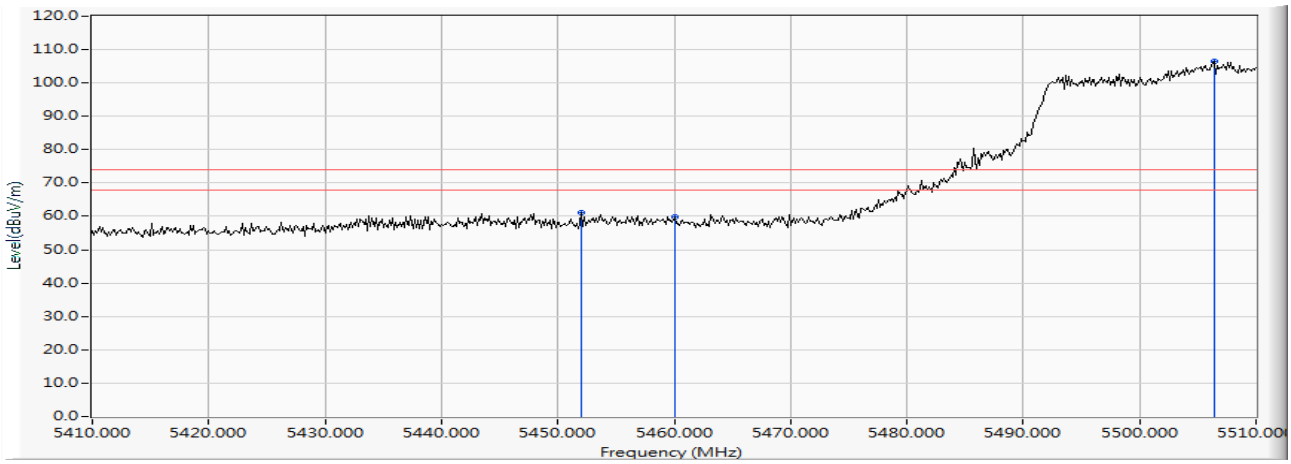

		Frequency (MHz)	Correct Factor (dB)	Reading Level (dBuV)	Measure Level (dBuV/m)	Margin (dB)	Limit (dBuV/m)	Detector Type
1		5452.029	13.333	47.732	61.065	-12.935	74.000	PEAK
2		5460.000	13.390	46.423	59.813	-14.187	74.000	PEAK
3	*	5506.377	13.636	92.789	106.425	32.425	74.000	PEAK

Note:

1. All readings above 1GHz are performed with peak and/or average measurements as necessary.
2. Measurement Level = Reading Level + Correct Factor.
3. The average measurement was not performed when the peak measured data under the limit of average detection.

Product : Intel® Wireless-AC 9560
Test Item : Band Edge Data
Test Date : 2018/12/27
Test Mode : Mode 3 MIMO: Transmit (802.11ac-80BW_65Mbps) -Channel 106 (5530MHz)

Vertical

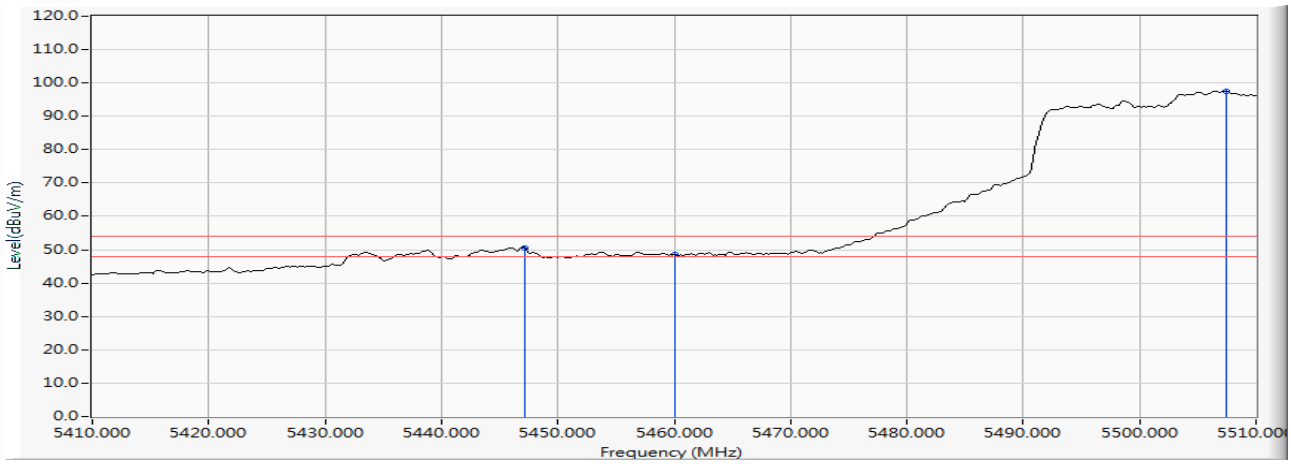

		Frequency (MHz)	Correct Factor (dB)	Reading Level (dBuV)	Measure Level (dBuV/m)	Margin (dB)	Limit (dBuV/m)	Detector Type
1		5447.101	13.298	37.362	50.661	-3.339	54.000	AVERAGE
2		5460.000	13.390	35.036	48.426	-5.574	54.000	AVERAGE
3	*	5507.391	13.630	83.965	97.594	43.594	54.000	AVERAGE

Note:

1. All readings above 1GHz are performed with peak and/or average measurements as necessary.
2. Measurement Level = Reading Level + Correct Factor.
3. The average measurement was not performed when the peak measured data under the limit of average detection.

Product : Intel® Wireless-AC 9560
Test Item : Band Edge Data
Test Date : 2018/12/27
Test Mode : Mode 3 MIMO: Transmit (802.11ac-160BW_130Mbps) -Channel 50 (5250MHz)

Horizontal

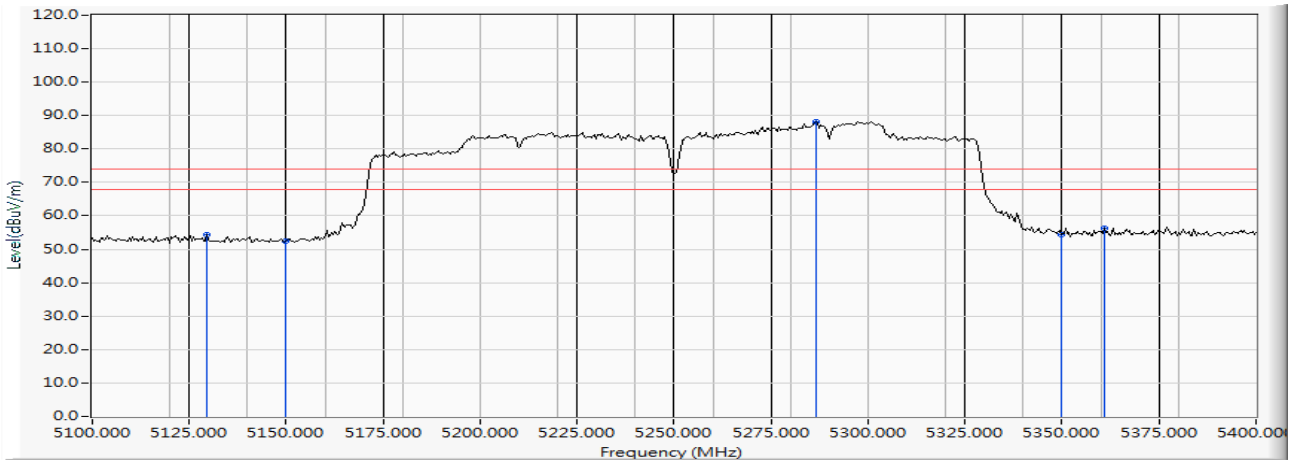

		Frequency (MHz)	Correct Factor (dB)	Reading Level (dBuV)	Measure Level (dBuV/m)	Margin (dB)	Limit (dBuV/m)	Detector Type
1		5129.565	10.521	43.740	54.261	-19.739	74.000	PEAK
2		5150.000	10.470	42.008	52.479	-21.521	74.000	PEAK
3	*	5286.522	11.041	77.194	88.235	14.235	74.000	PEAK
4		5350.000	11.024	43.269	54.293	-19.707	74.000	PEAK
5		5360.870	10.996	45.294	56.290	-17.710	74.000	PEAK

Note:

1. All readings above 1GHz are performed with peak and/or average measurements as necessary.
2. Measurement Level = Reading Level + Correct Factor.
3. The average measurement was not performed when the peak measured data under the limit of average detection.

Product : Intel® Wireless-AC 9560
Test Item : Band Edge Data
Test Date : 2018/12/27
Test Mode : Mode 3 MIMO: Transmit (802.11ac-160BW_130Mbps) -Channel 50 (5250MHz)

Horizontal

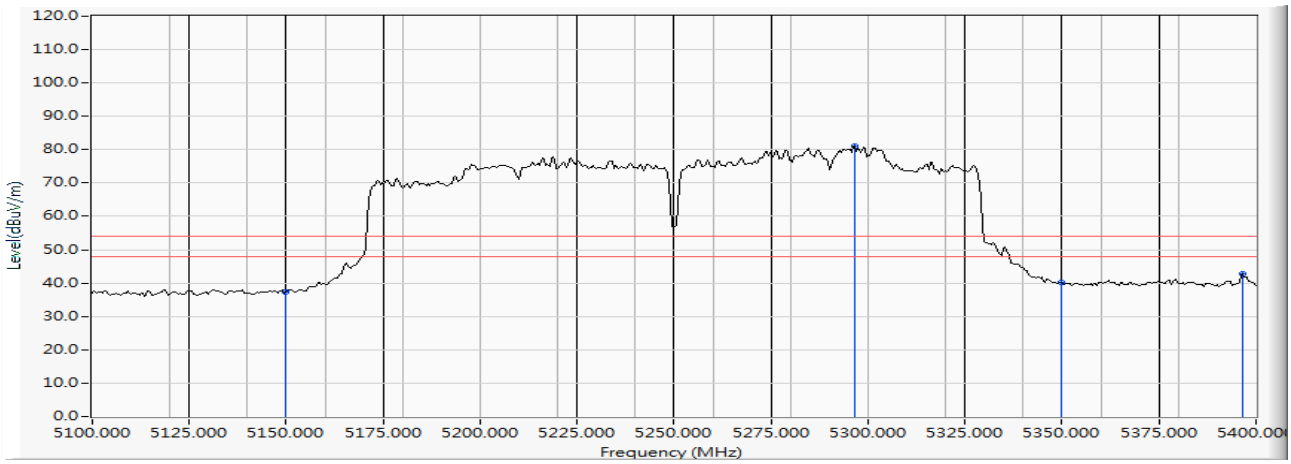

		Frequency (MHz)	Correct Factor (dB)	Reading Level (dBuV)	Measure Level (dBuV/m)	Margin (dB)	Limit (dBuV/m)	Detector Type
1		5150.000	10.470	27.006	37.477	-16.523	54.000	AVERAGE
2	*	5296.522	11.116	70.029	81.145	27.145	54.000	AVERAGE
3		5350.000	11.024	29.070	40.094	-13.906	54.000	AVERAGE
4		5396.522	10.933	31.735	42.668	-11.332	54.000	AVERAGE

Note:

1. All readings above 1GHz are performed with peak and/or average measurements as necessary.
2. Measurement Level = Reading Level + Correct Factor.
3. The average measurement was not performed when the peak measured data under the limit of average detection.

Product : Intel® Wireless-AC 9560
Test Item : Band Edge Data
Test Date : 2018/12/27
Test Mode : Mode 3 MIMO: Transmit (802.11ac-160BW_130Mbps) -Channel 50 (5250MHz)

Vertical

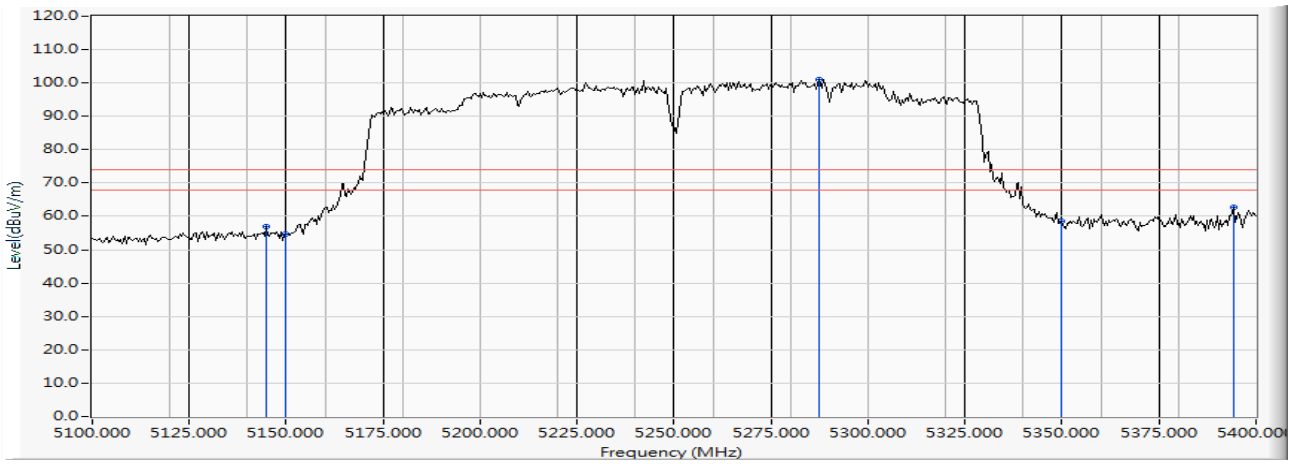

		Frequency (MHz)	Correct Factor (dB)	Reading Level (dBuV)	Measure Level (dBuV/m)	Margin (dB)	Limit (dBuV/m)	Detector Type
1		5144.783	12.371	44.490	56.861	-17.139	74.000	PEAK
2		5150.000	12.390	42.201	54.591	-19.409	74.000	PEAK
3	*	5287.391	12.972	88.129	101.101	27.101	74.000	PEAK
4		5350.000	12.999	45.508	58.507	-15.493	74.000	PEAK
5		5394.348	12.980	49.827	62.807	-11.193	74.000	PEAK

Note:

1. All readings above 1GHz are performed with peak and/or average measurements as necessary.
2. Measurement Level = Reading Level + Correct Factor.
3. The average measurement was not performed when the peak measured data under the limit of average detection.

Product : Intel® Wireless-AC 9560
Test Item : Band Edge Data
Test Date : 2018/12/27
Test Mode : Mode 3 MIMO: Transmit (802.11ac-160BW_130Mbps) -Channel 50 (5250MHz)

Vertical

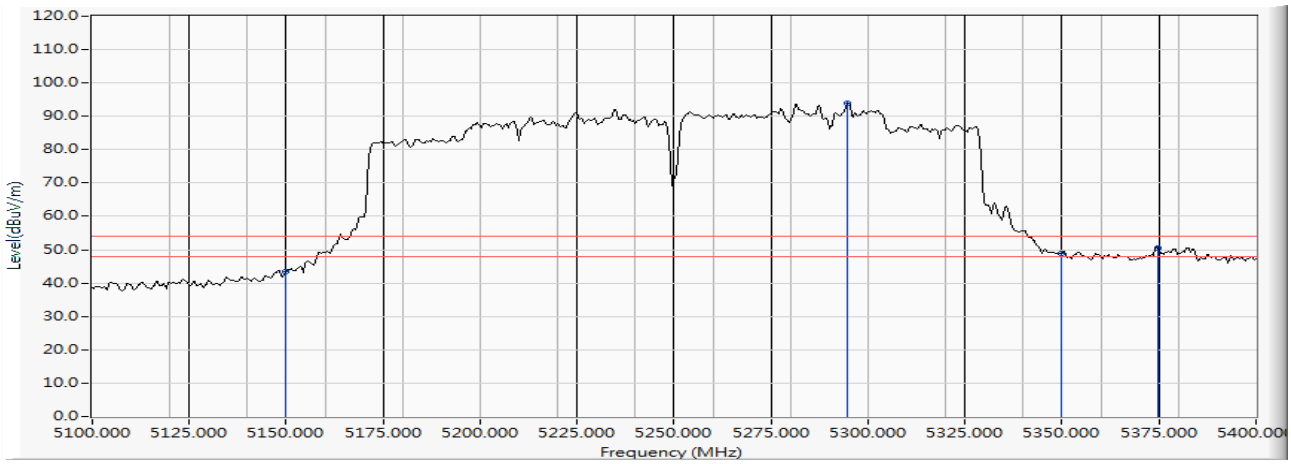

		Frequency (MHz)	Correct Factor (dB)	Reading Level (dBuV)	Measure Level (dBuV/m)	Margin (dB)	Limit (dBuV/m)	Detector Type
1		5150.000	12.390	31.043	43.433	-10.567	54.000	AVERAGE
2	*	5294.783	13.004	80.798	93.801	39.801	54.000	AVERAGE
3		5350.000	12.999	36.046	49.045	-4.955	54.000	AVERAGE
4		5374.783	12.982	37.580	50.561	-3.439	54.000	AVERAGE

Note:

1. All readings above 1GHz are performed with peak and/or average measurements as necessary.
2. Measurement Level = Reading Level + Correct Factor.
3. The average measurement was not performed when the peak measured data under the limit of average detection.

Product : Intel® Wireless-AC 9560
Test Item : Band Edge Data
Test Date : 2018/12/27
Test Mode : Mode 3 MIMO: Transmit (802.11ac-160BW_130Mbps) -Channel 114 (5570MHz)

Horizontal

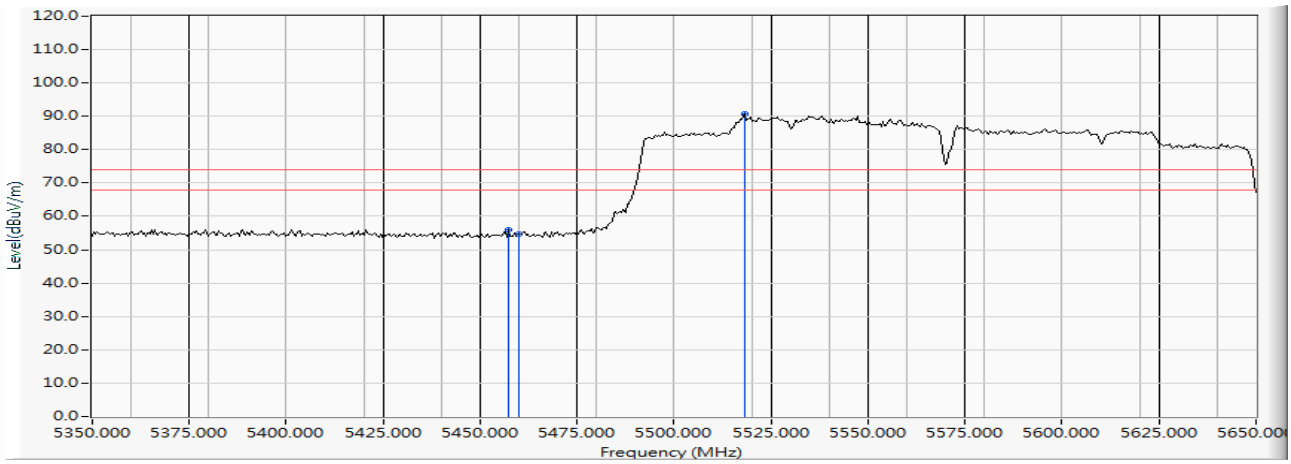

		Frequency (MHz)	Correct Factor (dB)	Reading Level (dBuV)	Measure Level (dBuV/m)	Margin (dB)	Limit (dBuV/m)	Detector Type
1		5457.391	11.667	44.175	55.842	-18.158	74.000	PEAK
2		5460.000	11.703	42.969	54.672	-19.328	74.000	PEAK
3	*	5518.261	12.097	78.472	90.569	16.569	74.000	PEAK

Note:

1. All readings above 1GHz are performed with peak and/or average measurements as necessary.
2. Measurement Level = Reading Level + Correct Factor.
3. The average measurement was not performed when the peak measured data under the limit of average detection.

Product : Intel® Wireless-AC 9560
Test Item : Band Edge Data
Test Date : 2018/12/27
Test Mode : Mode 3 MIMO: Transmit (802.11ac-160BW_130Mbps) -Channel 114 (5570MHz)

Horizontal

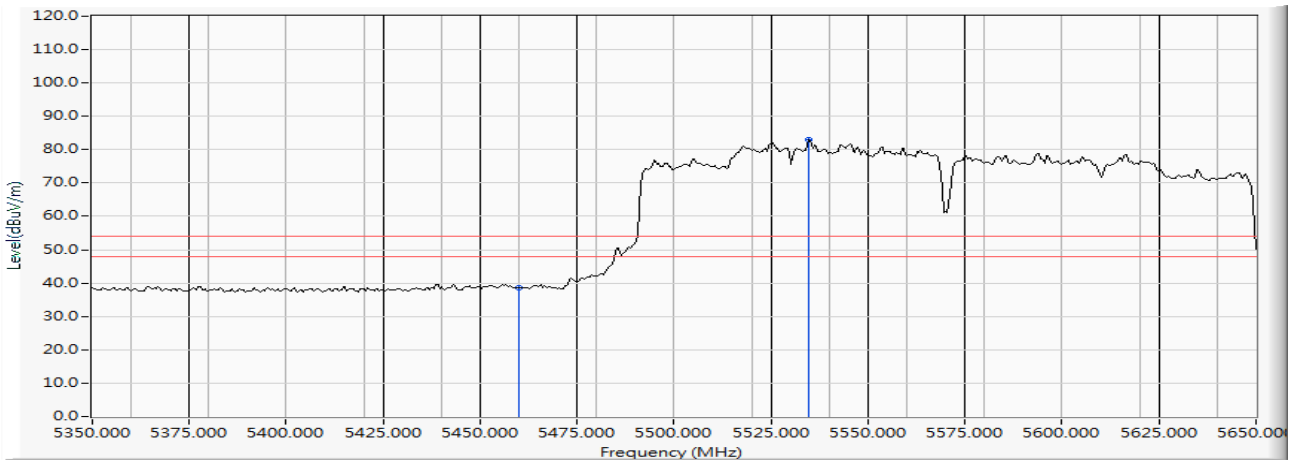

		Frequency (MHz)	Correct Factor (dB)	Reading Level (dBuV)	Measure Level (dBuV/m)	Margin (dB)	Limit (dBuV/m)	Detector Type
1		5460.000	11.703	26.869	38.572	-15.428	54.000	AVERAGE
2	*	5534.783	11.963	70.927	82.889	28.889	54.000	AVERAGE

Note:

1. All readings above 1GHz are performed with peak and/or average measurements as necessary.
2. Measurement Level = Reading Level + Correct Factor.
3. The average measurement was not performed when the peak measured data under the limit of average detection.

Product : Intel® Wireless-AC 9560
Test Item : Band Edge Data
Test Date : 2018/12/27
Test Mode : Mode 3 MIMO: Transmit (802.11ac-160BW_130Mbps) -Channel 114 (5570MHz)

Vertical

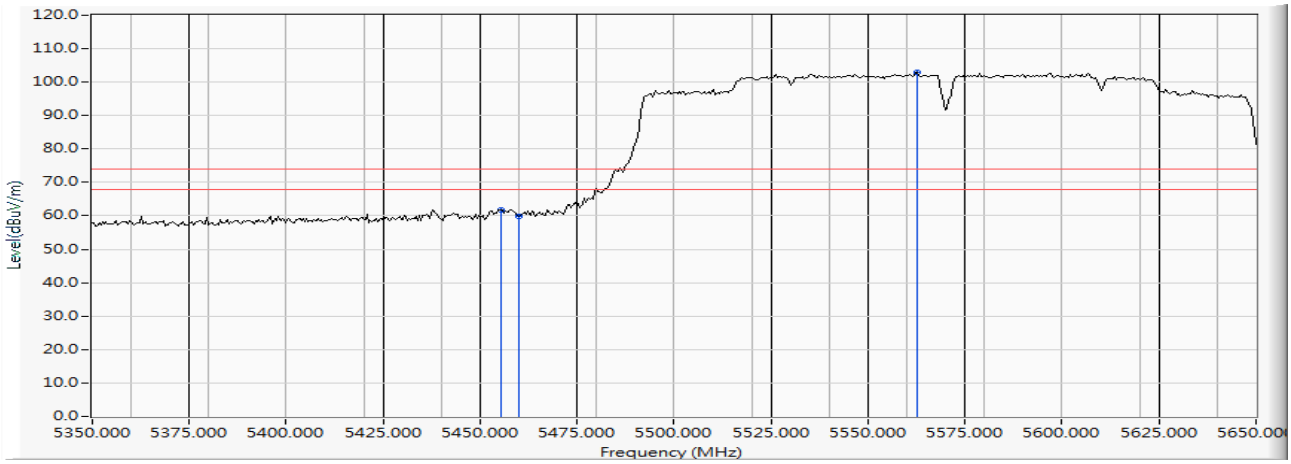

		Frequency (MHz)	Correct Factor (dB)	Reading Level (dBuV)	Measure Level (dBuV/m)	Margin (dB)	Limit (dBuV/m)	Detector Type
1		5455.217	13.356	48.510	61.865	-12.135	74.000	PEAK
2		5460.000	13.390	46.455	59.845	-14.155	74.000	PEAK
3	*	5562.609	13.278	89.734	103.013	29.013	74.000	PEAK

Note:

1. All readings above 1GHz are performed with peak and/or average measurements as necessary.
2. Measurement Level = Reading Level + Correct Factor.
3. The average measurement was not performed when the peak measured data under the limit of average detection.

Product : Intel® Wireless-AC 9560
Test Item : Band Edge Data
Test Date : 2018/12/27
Test Mode : Mode 3 MIMO: Transmit (802.11ac-160BW_130Mbps) -Channel 114 (5570MHz)

Vertical

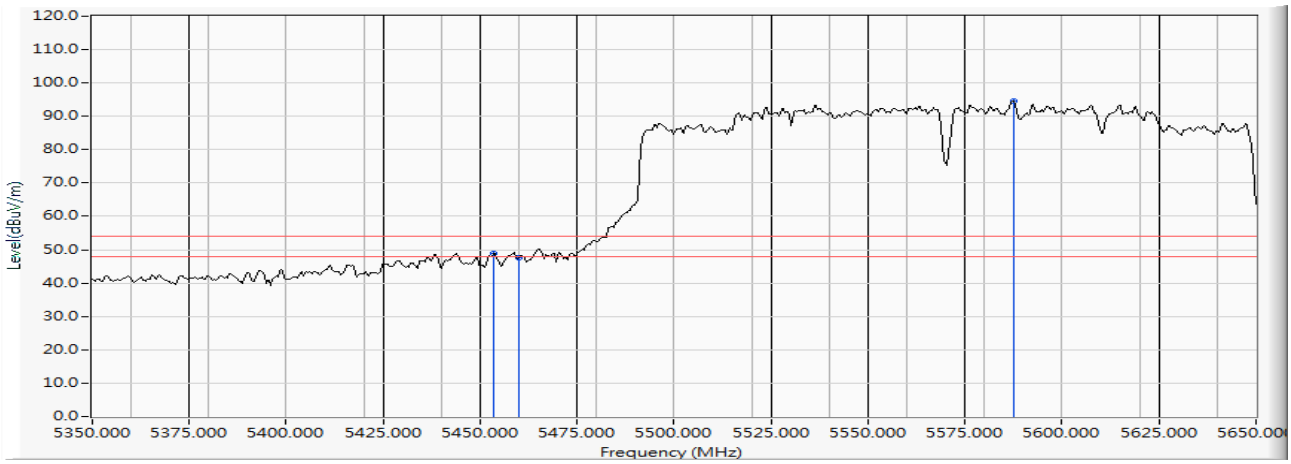

		Frequency (MHz)	Correct Factor (dB)	Reading Level (dBuV)	Measure Level (dBuV/m)	Margin (dB)	Limit (dBuV/m)	Detector Type
1		5453.478	13.343	35.692	49.035	-4.965	54.000	AVERAGE
2		5460.000	13.390	34.096	47.486	-6.514	54.000	AVERAGE
3	*	5587.391	13.121	81.360	94.481	40.481	54.000	AVERAGE

Note:

1. All readings above 1GHz are performed with peak and/or average measurements as necessary.
2. Measurement Level = Reading Level + Correct Factor.
3. The average measurement was not performed when the peak measured data under the limit of average detection.

Product : Intel® Wireless-AC 9560
Test Item : Band Edge Data
Test Date : 2018/12/27
Test Mode : Mode 3 MIMO: Transmit (802.11ac-80BW_65Mbps) -Channel 106 (5530MHz)

Horizontal

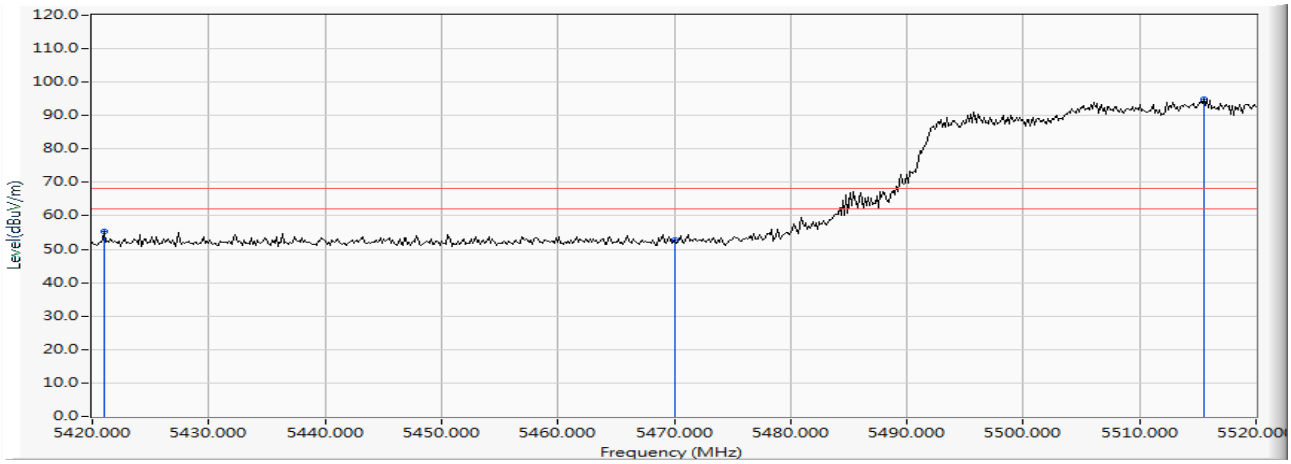

		Frequency (MHz)	Correct Factor (dB)	Reading Level (dBuV)	Measure Level (dBuV/m)	Margin (dB)	Limit (dBuV/m)	Detector Type
1		5421.014	11.178	44.075	55.253	-12.967	68.220	PEAK
2		5470.000	11.838	40.924	52.762	-15.458	68.220	PEAK
3	*	5515.507	12.118	82.865	94.984	26.764	68.220	PEAK

Product : Intel® Wireless-AC 9560
Test Item : Band Edge Data
Test Date : 2018/12/27
Test Mode : Mode 3 MIMO: Transmit (802.11ac-80BW_65Mbps) -Channel 106 (5530MHz)

Vertical

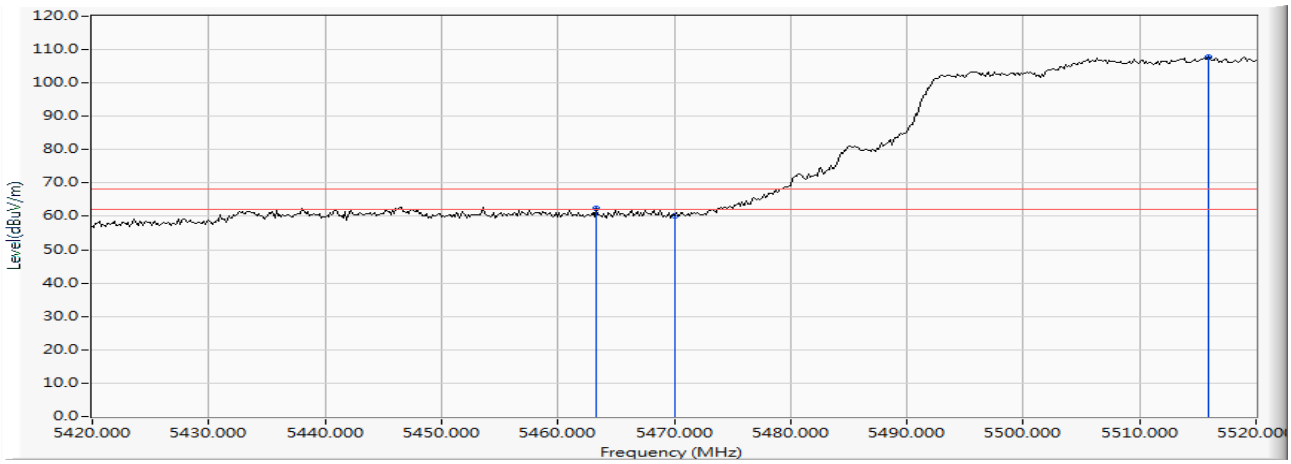

		Frequency (MHz)	Correct Factor (dB)	Reading Level (dBuV)	Measure Level (dBuV/m)	Margin (dB)	Limit (dBuV/m)	Detector Type
1		5463.333	13.413	49.018	62.432	-5.788	68.220	PEAK
2		5470.000	13.462	46.783	60.245	-7.975	68.220	PEAK
3	*	5515.942	13.574	94.162	107.736	39.516	68.220	PEAK

Product : Intel® Wireless-AC 9560
Test Item : Band Edge Data
Test Date : 2018/12/27
Test Mode : Mode 3 MIMO: Transmit (802.11ac-80BW_65Mbps) -Channel 155 (5775MHz)

Horizontal

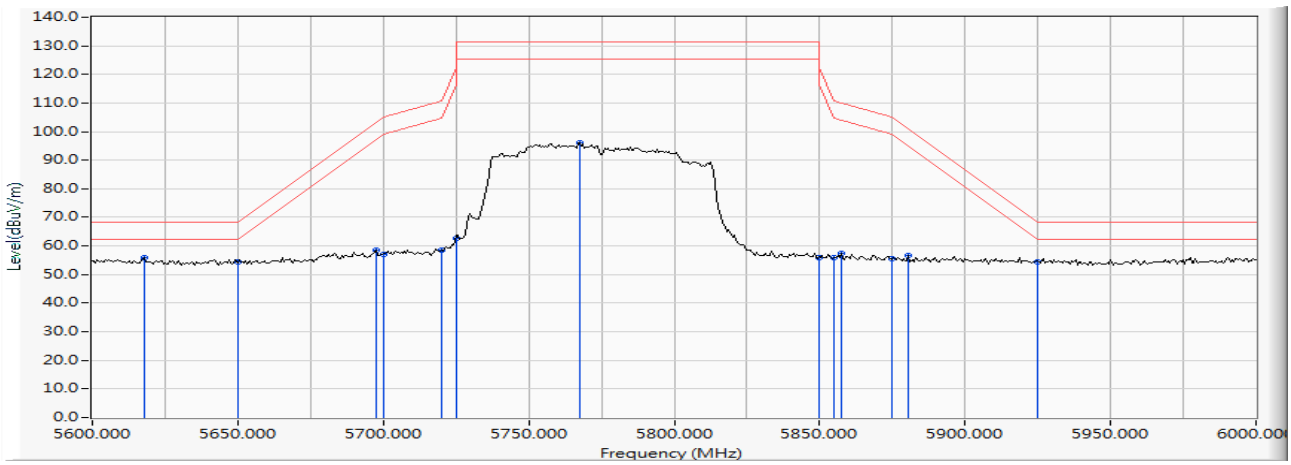

		Frequency (MHz)	Correct Factor (dB)	Reading Level (dBuV)	Measure Level (dBuV/m)	Margin (dB)	Limit (dBuV/m)	Detector Type
1	*	5617.971	11.479	44.325	55.804	-12.416	68.220	PEAK
2		5650.000	11.554	42.716	54.271	-13.949	68.220	PEAK
3		5697.391	11.649	46.764	58.413	-44.857	103.270	PEAK
4		5700.000	11.647	45.561	57.208	-47.992	105.200	PEAK
5		5720.000	11.607	46.855	58.462	-52.338	110.800	PEAK
6		5725.000	11.592	51.253	62.845	-59.355	122.200	PEAK
7		5767.536	11.457	84.494	95.951	-35.249	131.200	PEAK
8		5850.000	11.701	44.404	56.105	-66.095	122.200	PEAK
9		5855.000	11.735	44.266	56.001	-54.799	110.800	PEAK
10		5857.391	11.752	45.609	57.361	-52.770	110.131	PEAK
11		5875.000	11.873	43.501	55.374	-49.826	105.200	PEAK
12		5880.580	11.912	44.692	56.604	-44.467	101.071	PEAK
13		5925.000	12.068	42.520	54.589	-13.611	68.200	PEAK

Product : Intel® Wireless-AC 9560
Test Item : Band Edge Data
Test Date : 2018/12/27
Test Mode : Mode 3 MIMO: Transmit (802.11ac-80BW_65Mbps) -Channel 155 (5775MHz)

Vertical

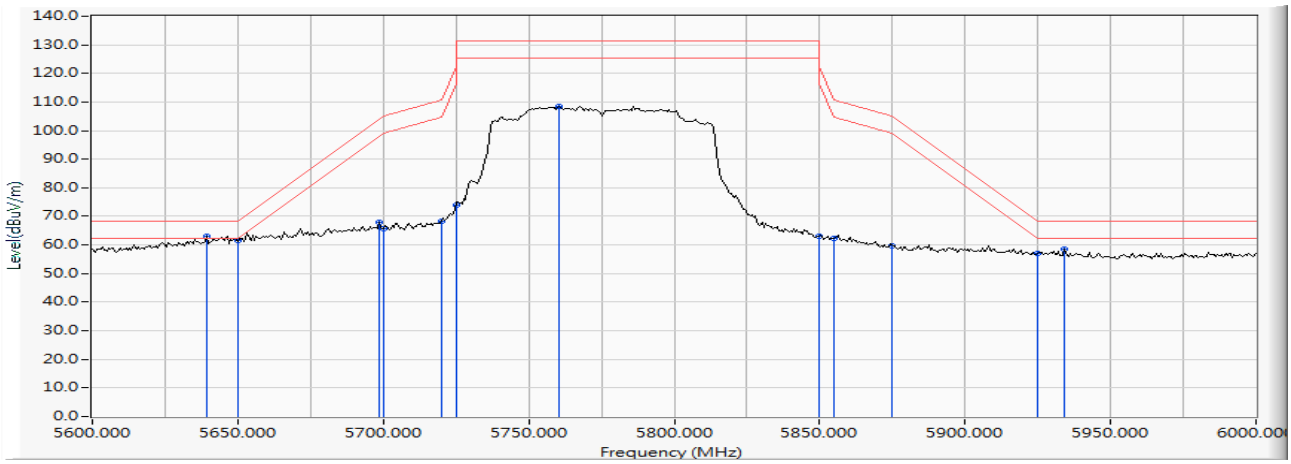

		Frequency (MHz)	Correct Factor (dB)	Reading Level (dBuV)	Measure Level (dBuV/m)	Margin (dB)	Limit (dBuV/m)	Detector Type
1	*	5639.420	13.032	50.069	63.100	-5.120	68.220	PEAK
2		5650.000	13.029	48.480	61.509	-6.711	68.220	PEAK
3		5698.551	13.006	55.053	68.059	-36.069	104.128	PEAK
4		5700.000	13.003	52.652	65.655	-39.545	105.200	PEAK
5		5720.000	12.947	55.257	68.204	-42.596	110.800	PEAK
6		5725.000	12.930	61.118	74.048	-48.152	122.200	PEAK
7		5760.580	12.805	95.557	108.362	-22.838	131.200	PEAK
8		5850.000	12.774	50.301	63.075	-59.125	122.200	PEAK
9		5855.000	12.784	49.640	62.424	-48.376	110.800	PEAK
10		5875.000	12.825	46.992	59.817	-45.383	105.200	PEAK
11		5925.000	12.911	44.137	57.048	-11.152	68.200	PEAK
12		5933.913	12.924	45.594	58.517	-9.683	68.200	PEAK

Product : Intel® Wireless-AC 9560
Test Item : Band Edge Data
Test Date : 2018/12/27
Test Mode : Mode 3 MIMO: Transmit (802.11ac-80BW_65Mbps) -Channel 114 (5570MHz)

Horizontal

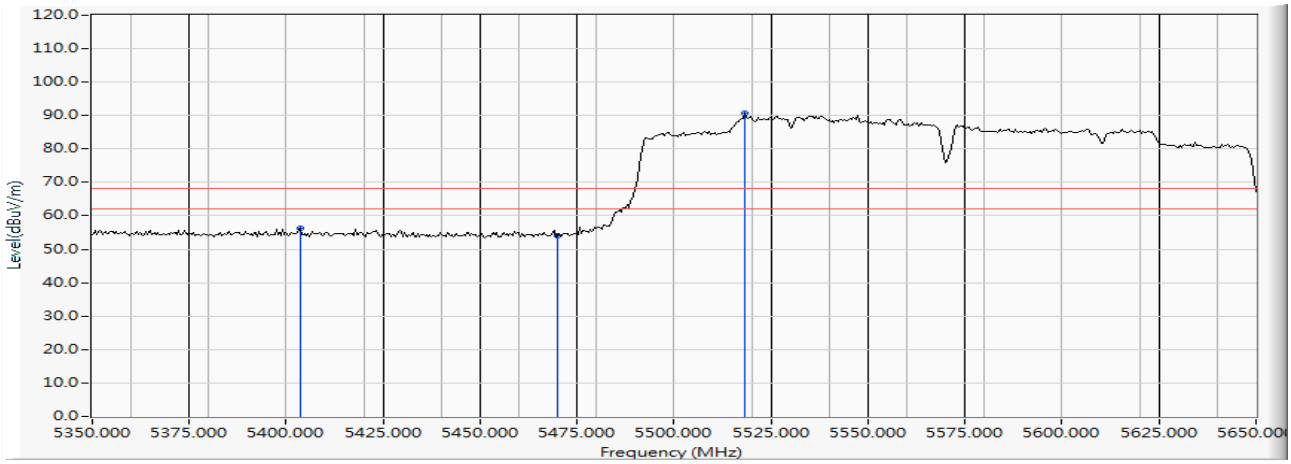

		Frequency (MHz)	Correct Factor (dB)	Reading Level (dBuV)	Measure Level (dBuV/m)	Margin (dB)	Limit (dBuV/m)	Detector Type
1		5403.478	10.941	45.379	56.321	-11.899	68.220	PEAK
2		5470.000	11.838	42.107	53.945	-14.275	68.220	PEAK
3	*	5518.261	12.097	78.570	90.667	22.447	68.220	PEAK

Product : Intel® Wireless-AC 9560
Test Item : Band Edge Data
Test Date : 2018/12/27
Test Mode : Mode 3 MIMO: Transmit (802.11ac-80BW_65Mbps) -Channel 114 (5570MHz)

Vertical

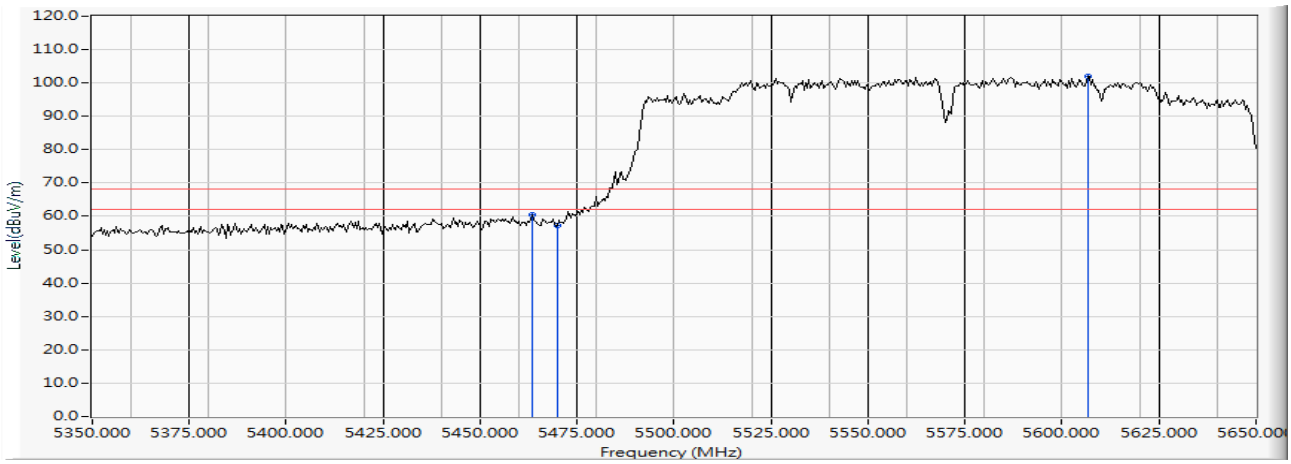

		Frequency (MHz)	Correct Factor (dB)	Reading Level (dBuV)	Measure Level (dBuV/m)	Margin (dB)	Limit (dBuV/m)	Detector Type
1		5463.478	13.415	47.223	60.638	-7.582	68.220	PEAK
2		5470.000	13.462	43.933	57.395	-10.825	68.220	PEAK
3	*	5606.522	13.039	88.902	101.941	33.721	68.220	PEAK

5. Duty Cycle

5.1. Test Setup

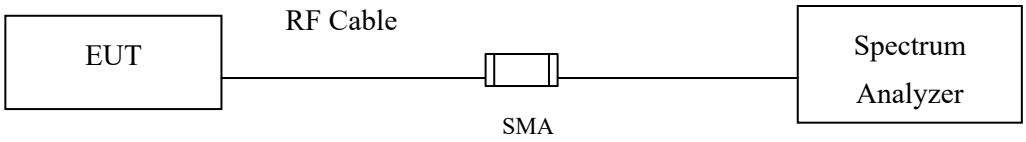

5.2. Test Procedure

The EUT was setup according to ANSI C63.10 2013; tested according to U-NII test procedure of KDB789033 for compliance to FCC 47CFR 15.407 requirements.

5.3. Uncertainty

± 2.31msec

5.4. Test Result of Duty Cycle

Product : Intel® Wireless-AC 9560
Test Item : Duty Cycle
Test Mode : Transmit-SISO A

Duty Cycle Formula:

Duty Cycle = Ton / (Ton + Toff)

Duty Factor = 10 Log (1/Duty Cycle)

Results:

5GHz band	Ton (ms)	Ton + Toff (ms)	Duty Cycle (%)	Duty Factor (dB)
802.11a	2.0600	2.0800	99.04	0.04
802.11n20	37.1000	37.1500	99.87	0.01
802.11n40	17.9600	18.0800	99.34	0.03
802.11ac20	49.6232	49.7232	99.80	0.01
802.11ac40	23.9250	24.0750	99.38	0.03
802.11ac80	11.0450	11.1250	99.28	0.03
802.11ac160	5.5650	5.5850	99.64	0.02

802.11a

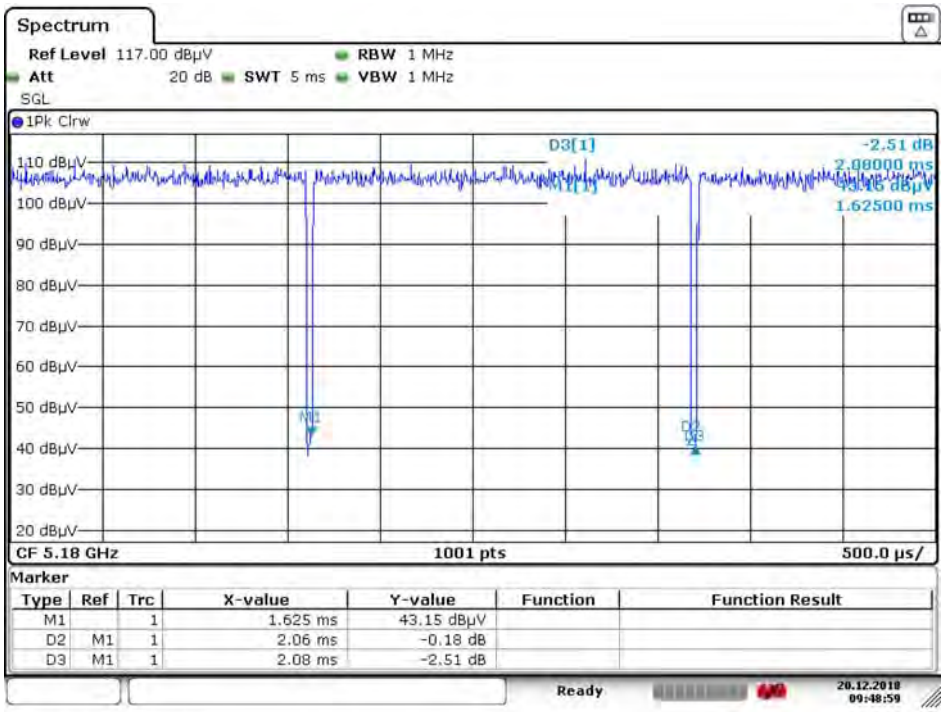

Date: 20.DEC.2018 09:49:00

802.11n20

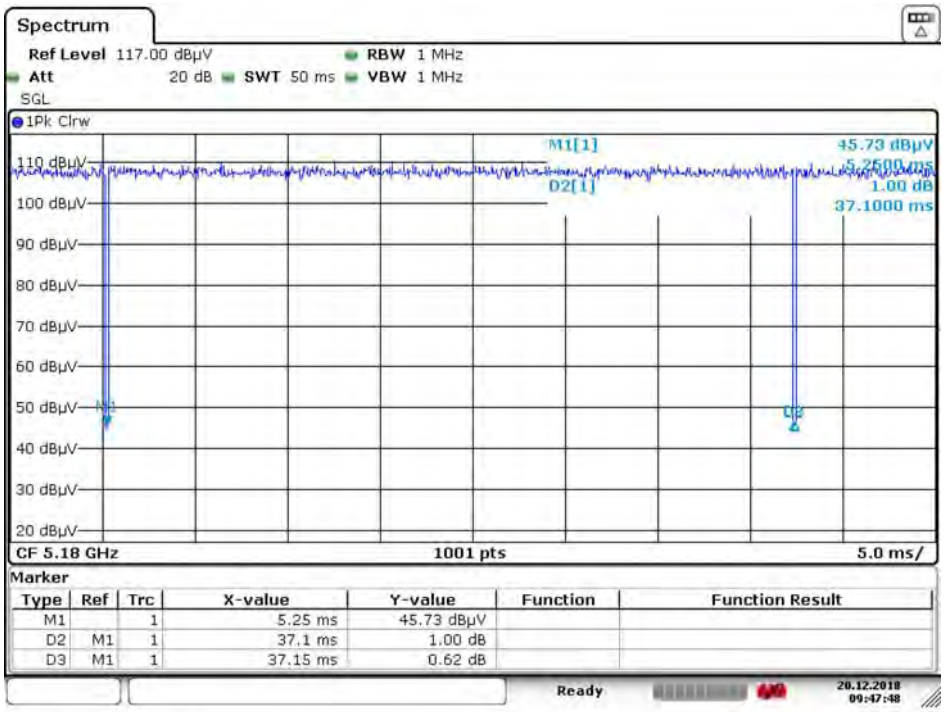

Date: 20.DEC.2018 09:47:48

802.11n40

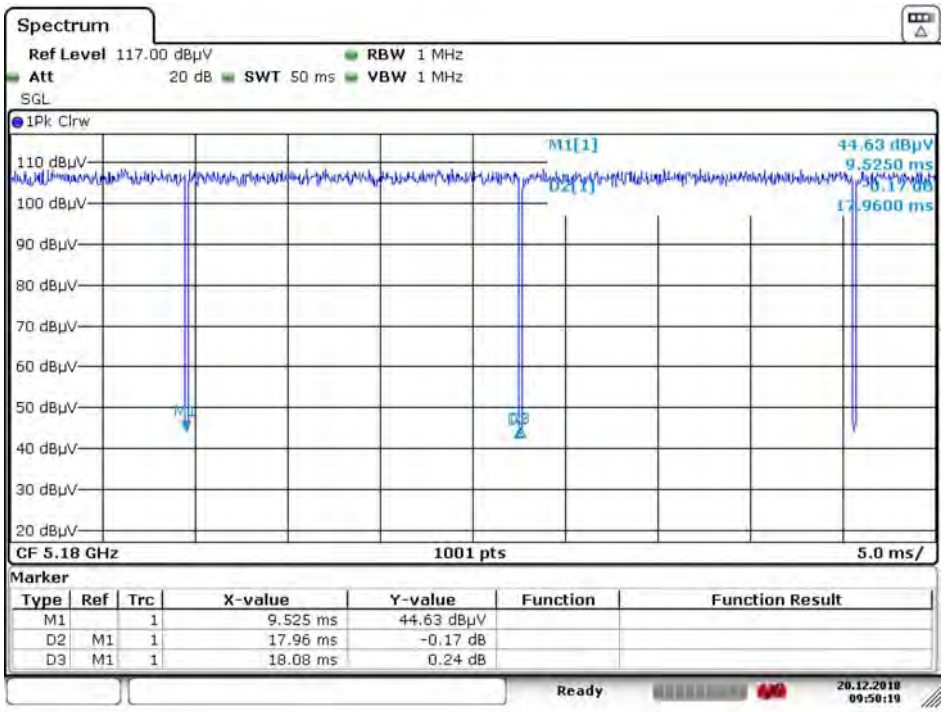

Date: 20.DEC.2018 09:50:20

802.11ac20

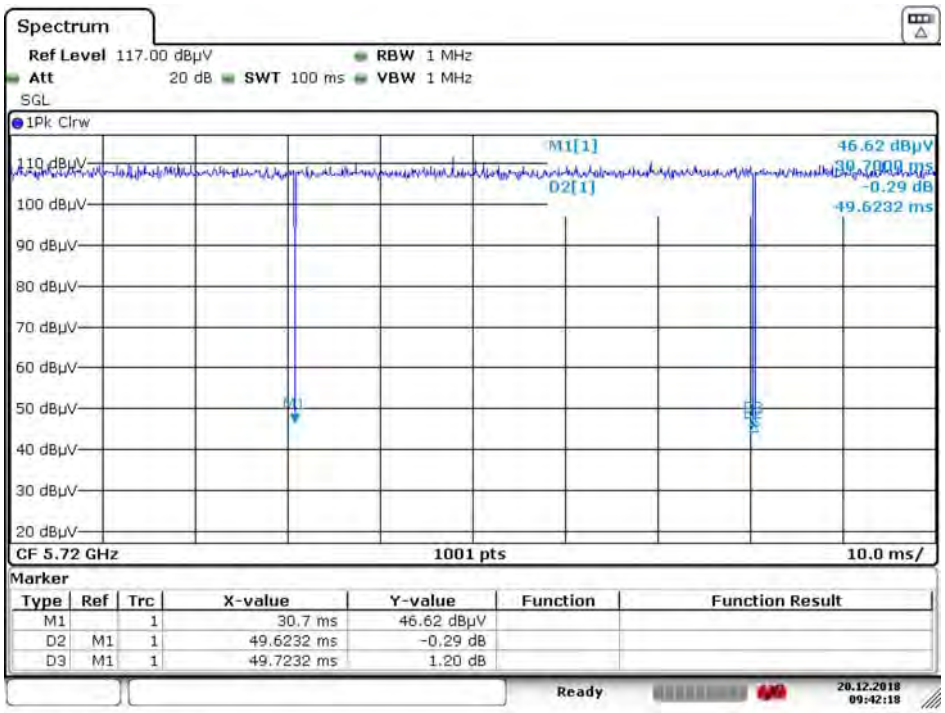

Date: 20.DEC.2018 09:42:19

802.11ac40

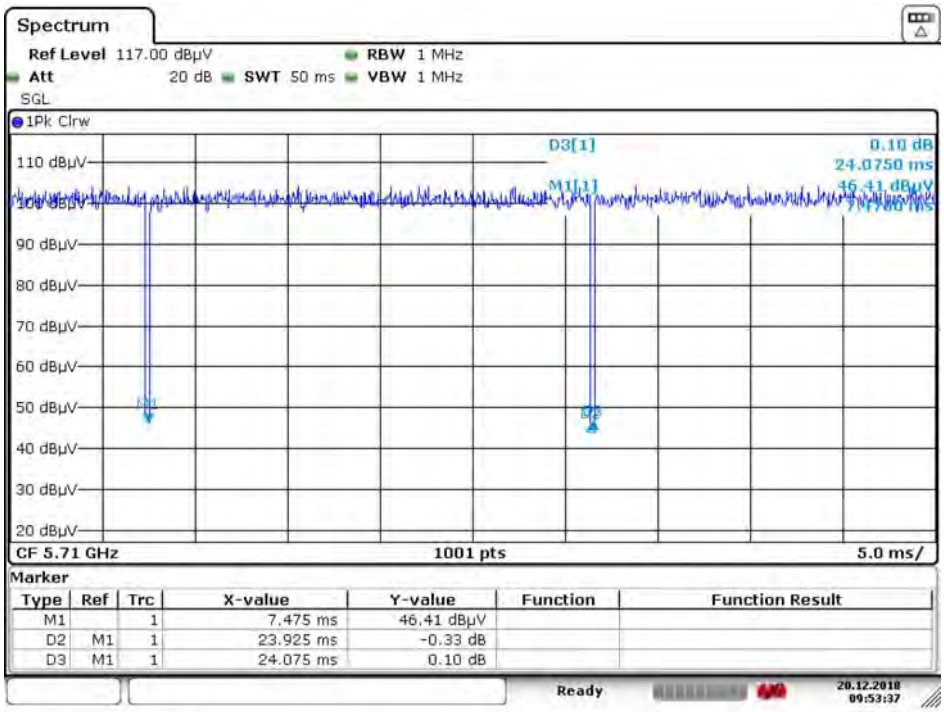

Date: 20.DEC.2018 09:53:37

802.11ac80

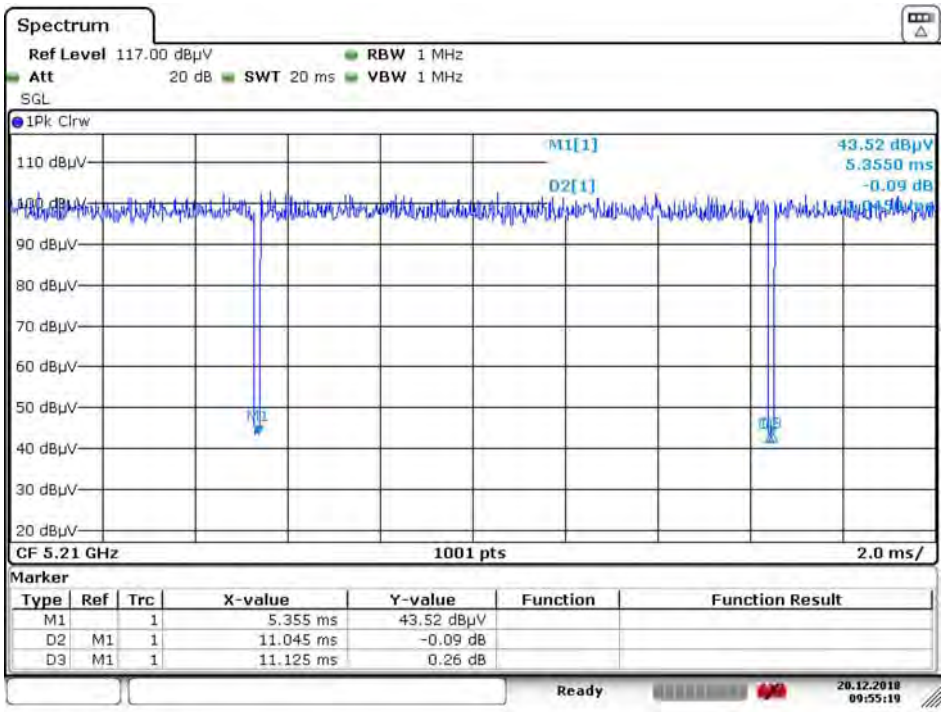

Date: 20.DEC.2018 09:55:20

802.11ac160

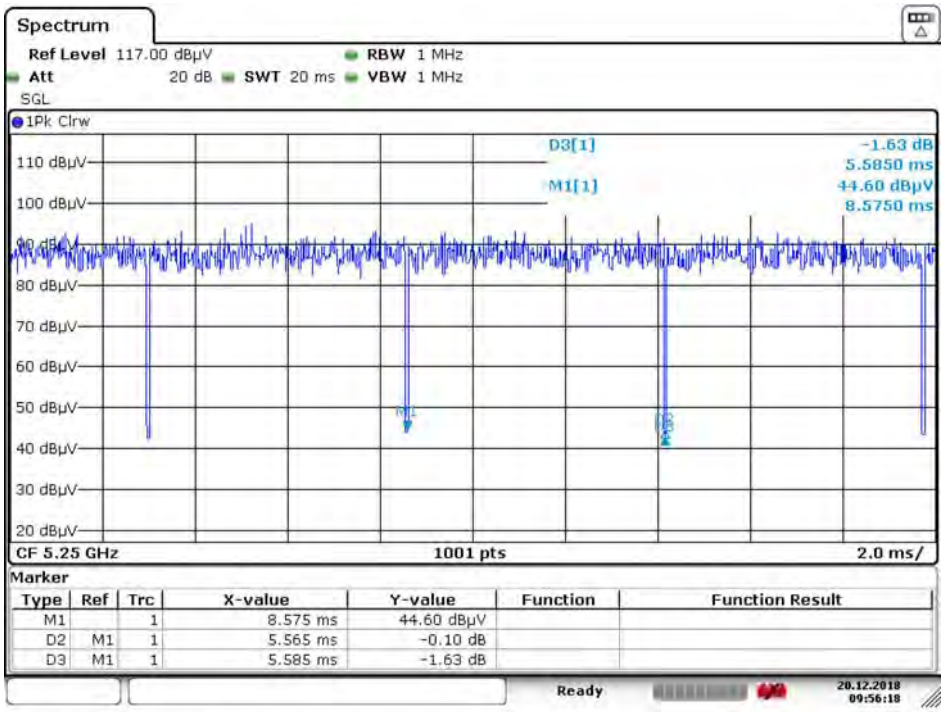

Date: 20.DEC.2018 09:56:18

Product : Intel® Wireless-AC 9560
Test Item : Duty Cycle
Test Mode : Transmit-SISO B

Duty Cycle Formula:

Duty Cycle = Ton / (Ton + Toff)

Duty Factor = 10 Log (1/Duty Cycle)

Results:

5GHz band	Ton (ms)	Ton + Toff (ms)	Duty Cycle (%)	Duty Factor (dB)
802.11a	2.0800	2.0900	99.52	0.02
802.11n20	37.1300	37.1400	99.97	0.00
802.11n40	17.9400	18.0400	99.45	0.02
802.11ac20	49.5300	49.5400	99.98	0.00
802.11ac40	23.8900	24.0400	99.38	0.03
802.11ac80	11.0500	11.1300	99.28	0.03
802.11ac160	5.5700	5.5900	99.64	0.02

802.11a

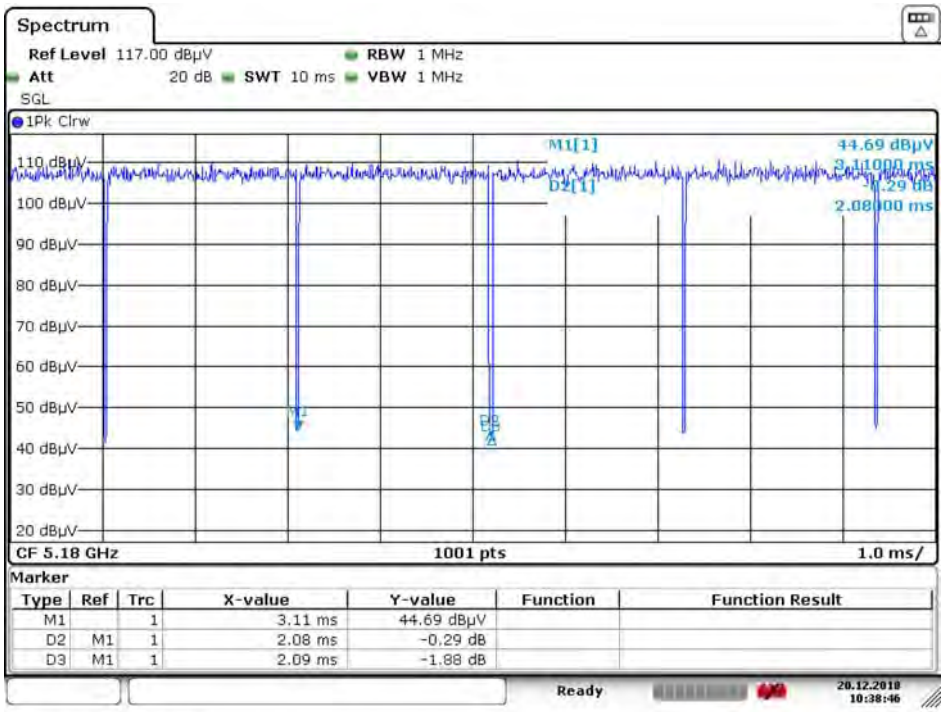

Date: 20.DEC.2018 10:38:47

802.11n20

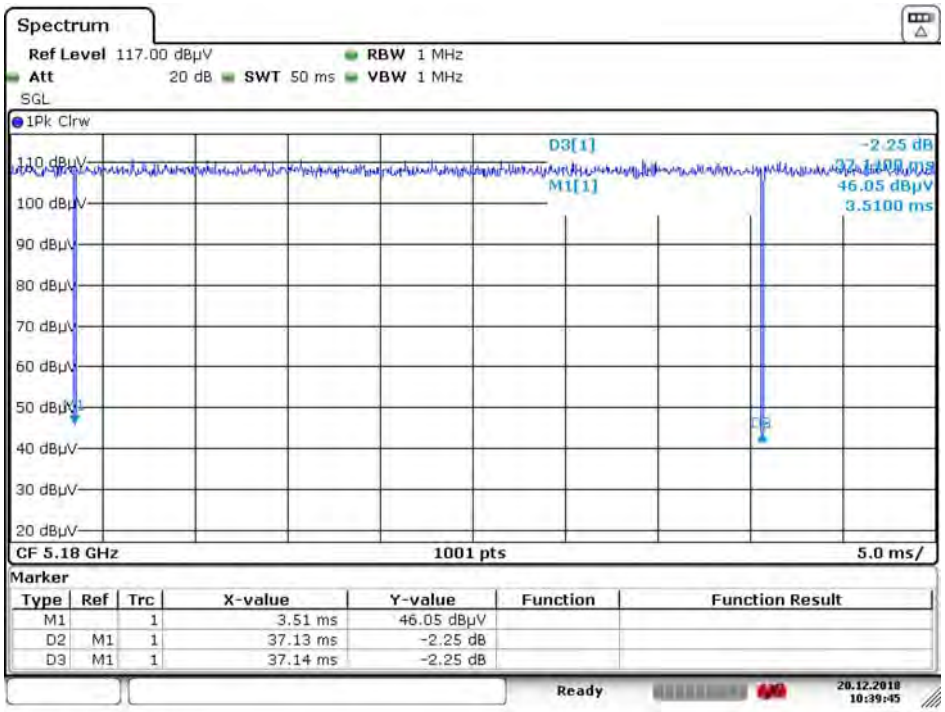

Date: 20.DEC.2018 10:39:46

802.11n40

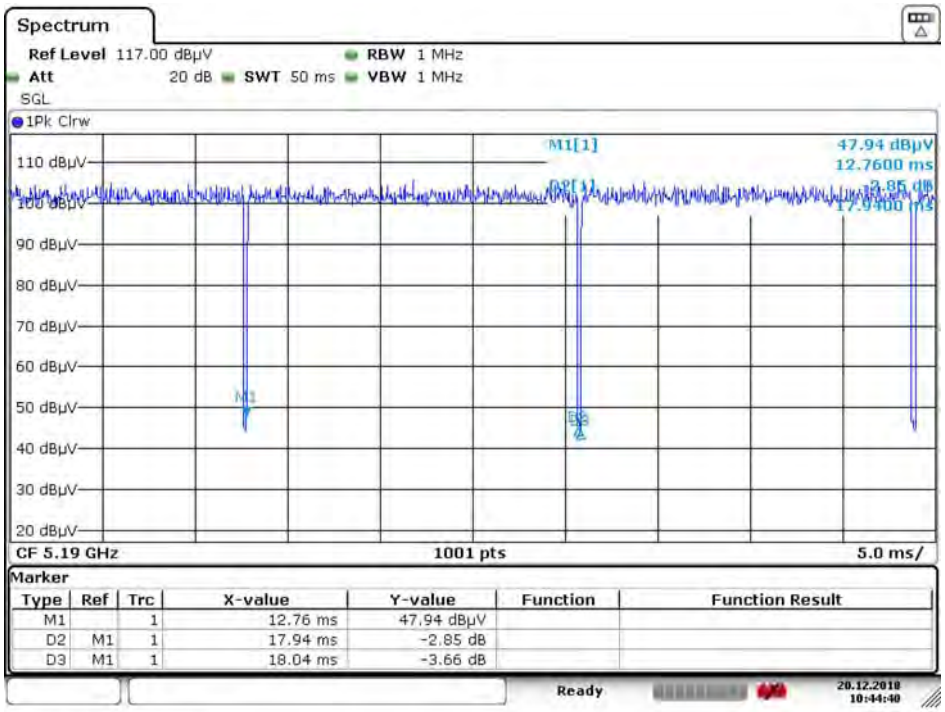

Date: 20.DEC.2018 10:44:41

802.11ac20

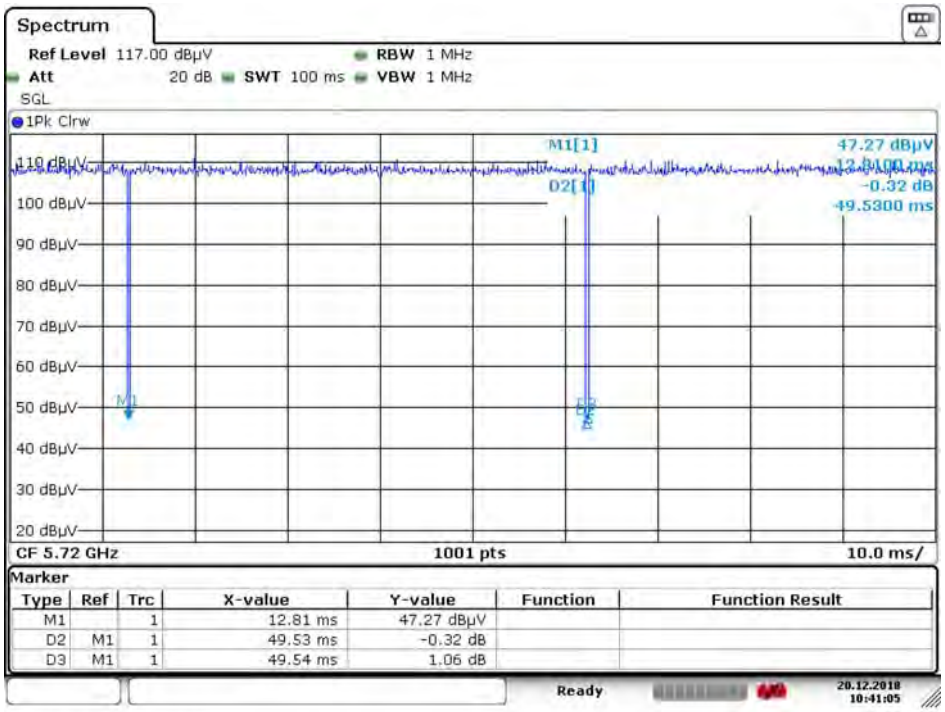

Date: 20.DEC.2018 10:41:05

802.11ac40

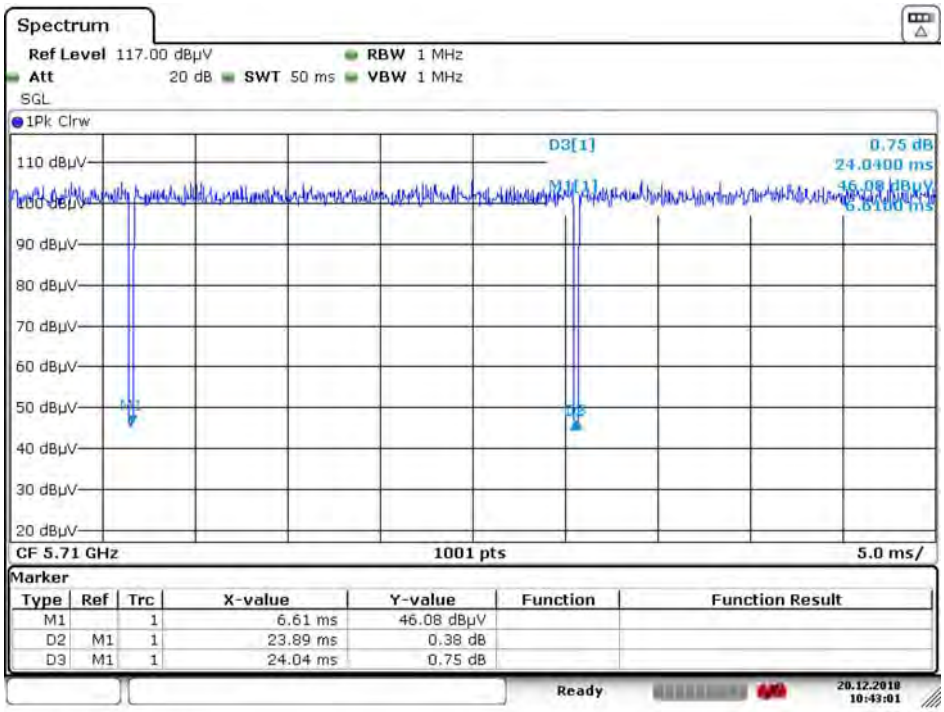

Date: 20.DEC.2018 10:43:01

802.11ac80

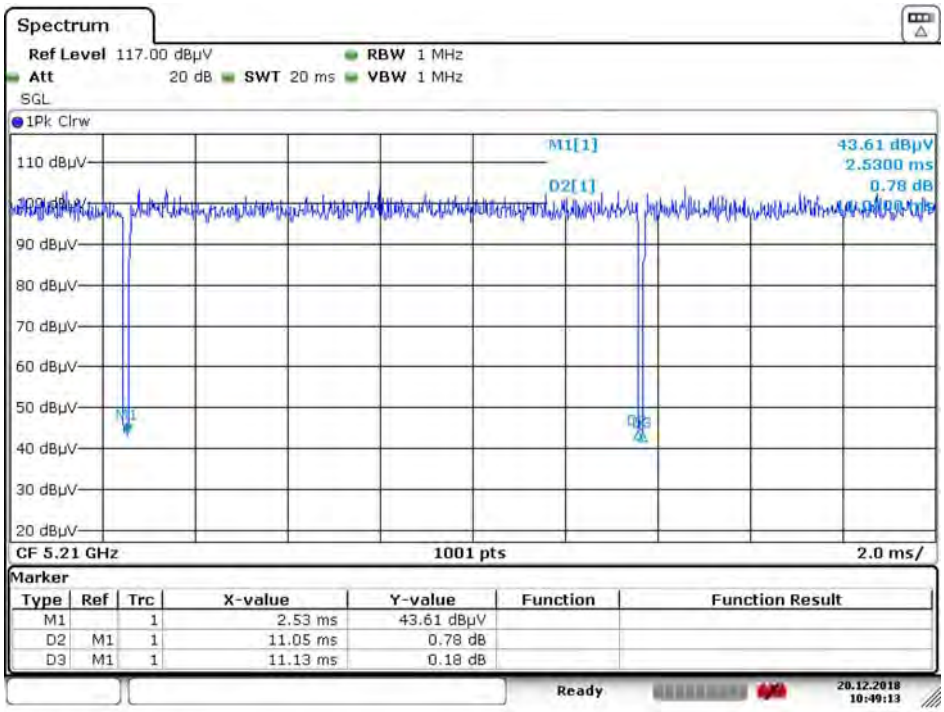

Date: 20.DEC.2018 10:49:14

802.11ac160

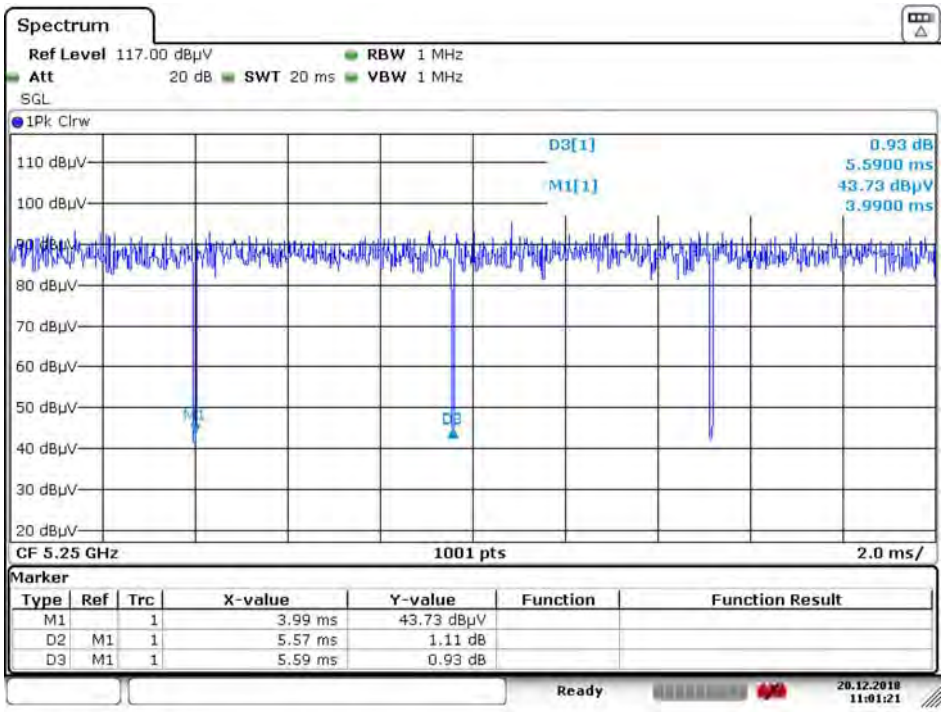

Date: 20.DEC.2018 11:01:21

Product : Intel® Wireless-AC 9560
Test Item : Duty Cycle
Test Mode : Transmit-MIMO

Duty Cycle Formula:

Duty Cycle = Ton / (Ton + Toff)

Duty Factor = 10 Log (1/Duty Cycle)

Results:

5GHz band	Ton (ms)	Ton + Toff (ms)	Duty Cycle (%)	Duty Factor (dB)
802.11n20	18.6500	18.7600	99.41	0.03
802.11n40	9.0000	9.0600	99.34	0.03
802.11ac20	24.8000	24.9500	99.40	0.03
802.11ac40	12.0000	12.0500	99.59	0.02
802.11ac80	5.5600	5.5800	99.64	0.02
802.11ac160	2.7950	2.8250	98.94	0.05

802.11n20

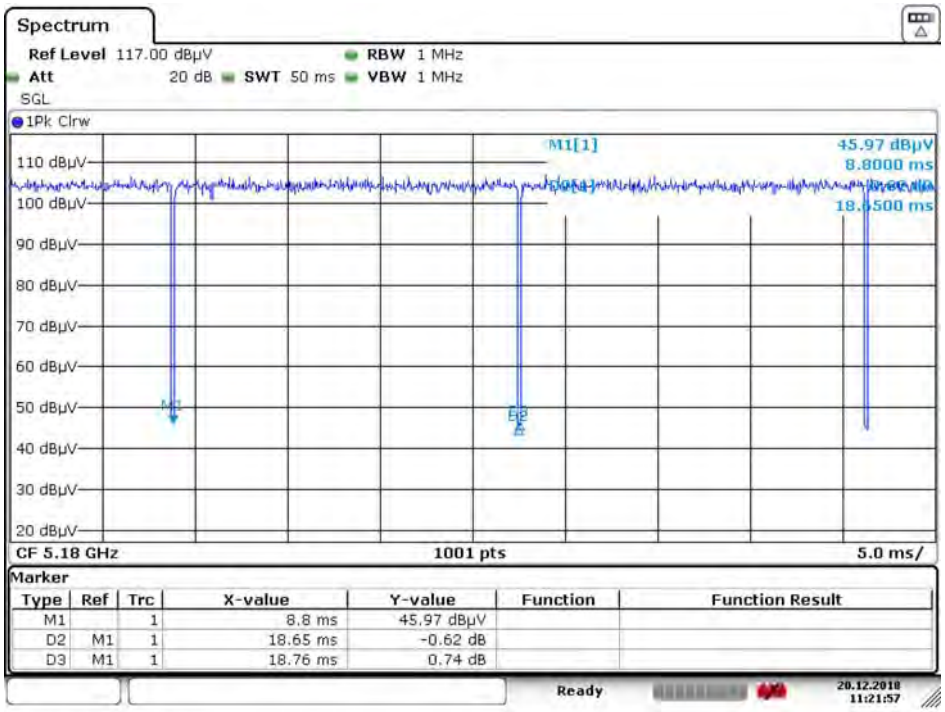

Date: 20.DEC.2018 11:21:58

802.11n40

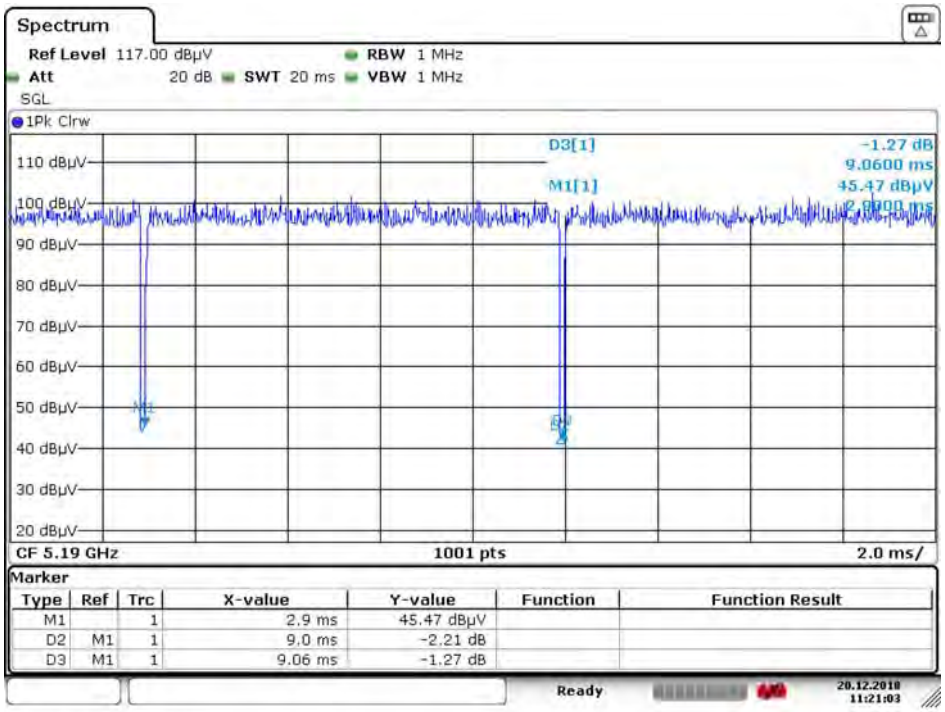

Date: 20.DEC.2018 11:21:04

802.11ac20

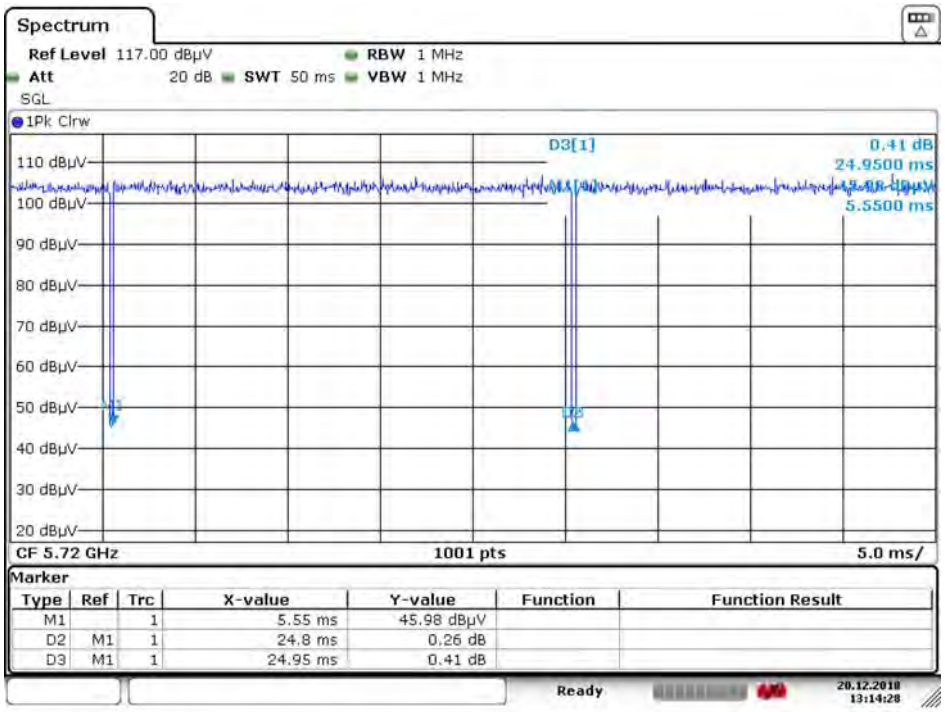

Date: 20.DEC.2018 13:14:29

802.11ac40

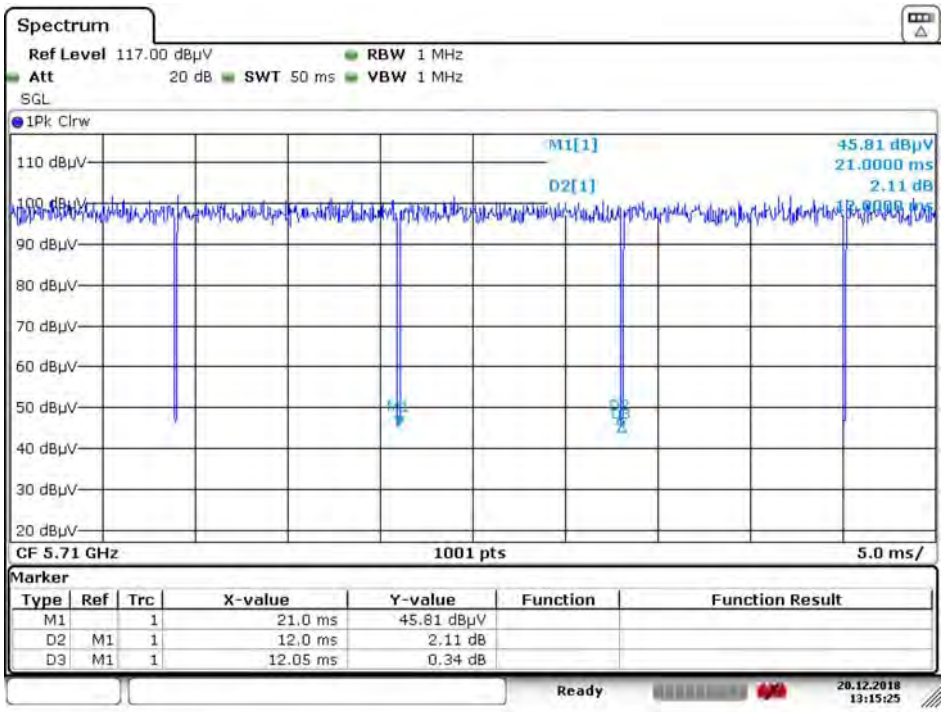

Date: 20.DEC.2018 13:15:25

802.11ac80

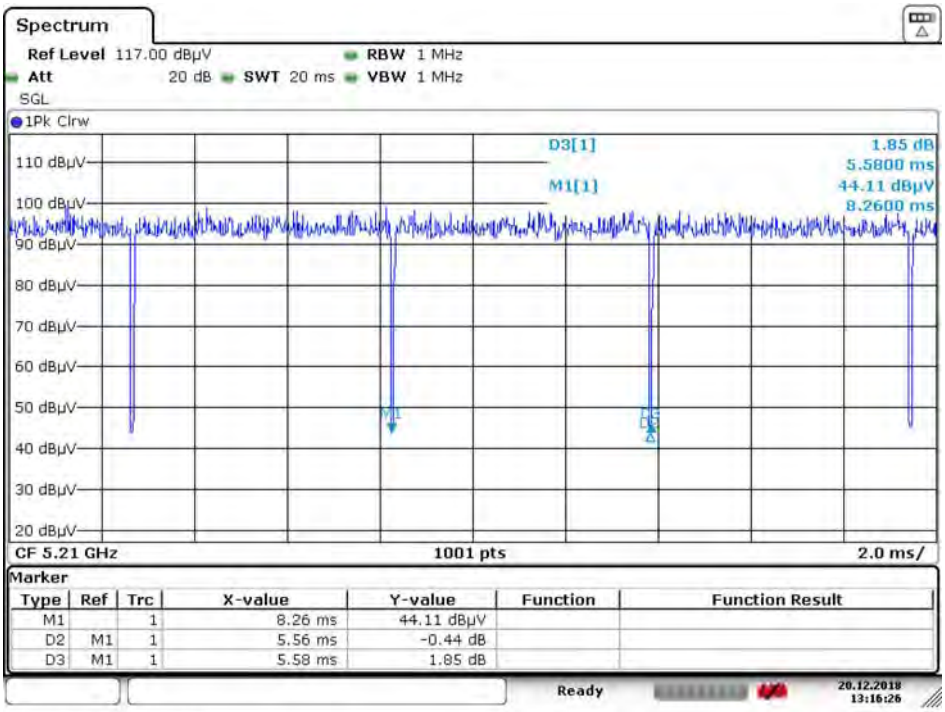

Date: 20.DEC.2018 13:16:26

802.11ac160

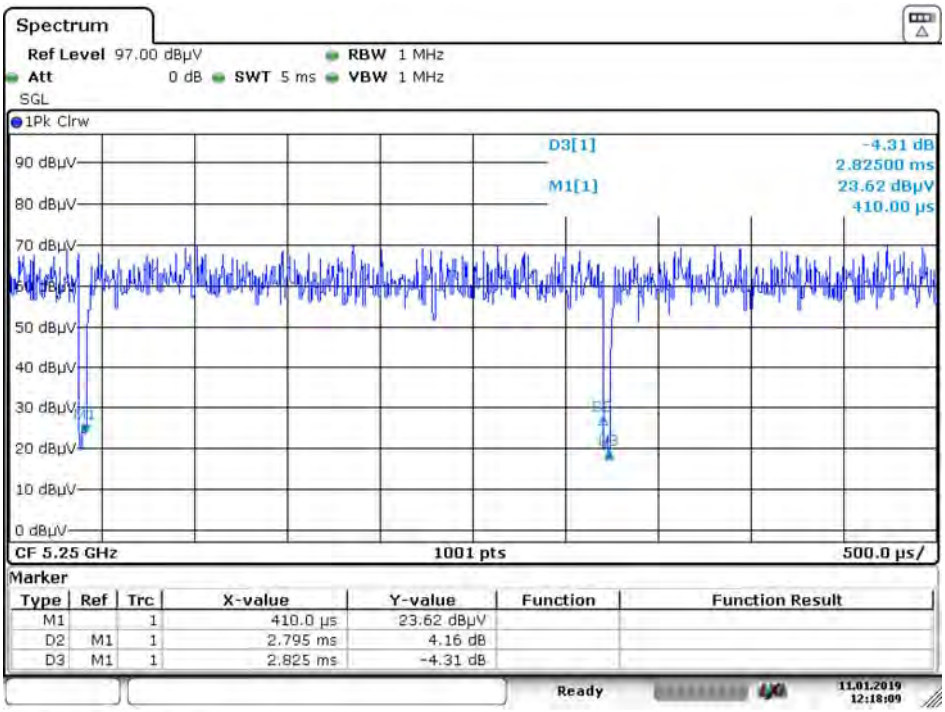

Date: 11.JAN.2019 12:18:09

6. EMI Reduction Method During Compliance Testing

No modification was made during testing.